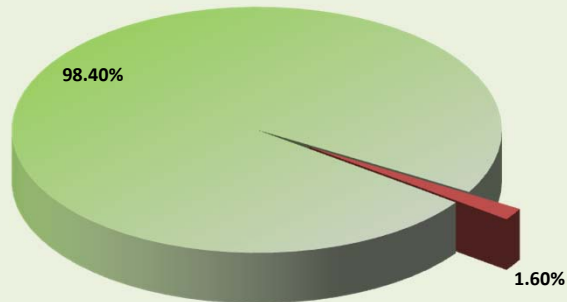


**Year to Date Collection Report
October 1, 2015 - April 30, 2016**

■ YTD Collected ■ YTD Uncollected

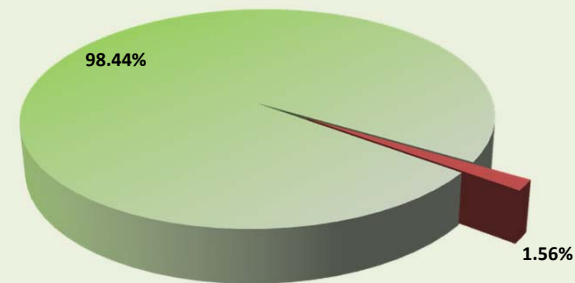
GWI



**Year to Date Collection Report
October 1, 2015 - April 30, 2016**

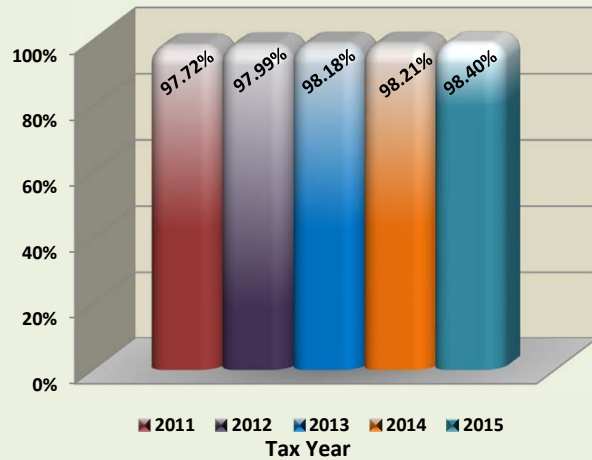
■ YTD Collected ■ YTD Uncollected

RFM



**Percent of Roll Collected Comparison
April 2012-2016**

GWI



**Percent of Roll Collected Comparison
April 2012-2016**

RFM

