

Received

APR 27 2017

WILLIAMSON COUNTY, TEXAS

CHANGE ORDER NUMBER: 2

HNTB Corporation  
Round Rock

1. CONTRACTOR: DeNucci Constructors
2. Change Order Work Limits: Sta. 2+56 to Sta. 3+29
3. Type of Change (on federal-aid non-exempt projects): Min (Major/Minor)
4. Reasons: 2G, 4B (3 Max. - In order of importance - Primary first)

Project:	<u>1604-068</u>
Roadway:	<u>Forest North Drainage Ph 1</u>
CSJ Number:	

5. Describe the work being revised:

**2G: Differing Site Conditions (unforeseeable). Unadjusted utility (unforeseeable).** This Change Order compensates the Contractor for the removal and relocation of an existing waterline that is in conflict with the proposed storm sewer line BB1 at the corner of Broadmeade Avenue and Braeburn Glen. **4B: Third Party Accommodation. Third party requested work.** This change order also compensates the Contractor for completed trench repair of the asbestos line that is being removed. A portion of the trench repair quantity has been added to this change order. The remaining quantity will be added to a future change order. The City of Austin has agreed to compensate the Contractor for these costs.

6. Work to be performed in accordance with Items: See attached.
7. New or revised plan sheet(s) are attached and numbered: C-114, C-122A
8. New Special Provisions/Specifications to the contract are attached: ☐ Yes ☒ No
9. New Special Provisions to Item N/A No. N/A, Special Specification Item N/A are attached.

Each signatory hereby warrants that each has the authority to execute this Change Order (CO).

<p><small>The contractor must sign the Change Order and, by doing so, agrees to waive any and all claims for additional compensation due to any and all other expenses; additional changes for time, overhead and profit; or loss of compensation as a result of this change.</small></p> <p>THE CONTRACTOR Date <u>4/25/17</u></p> <p>By <u>Paul T. DeNucci</u></p> <p>Typed/Printed Name <u>PAUL T. DENUCCI</u></p> <p>Typed/Printed Title <u>MANAGER</u></p>	<p><b>The following information must be provided</b></p> <p>Time Ext. #: <u>1</u> Days added on this CO: <u>5</u></p> <p>Amount added by this change order: <u>\$58,006.83</u></p>
---	--

RECOMMENDED FOR EXECUTION:

[Signature] P.E. 5/1/17  
Project Manager Date

N/A  
Design Engineer Date

[Signature] 5/7/2017  
Program Manager Date

Design Engineer's Seal:

see Revised Plan Sheets

County Commissioner Precinct 1 Date  
☐ APPROVED ☐ REQUEST APPROVAL

County Commissioner Precinct 2 Date  
☐ APPROVED ☐ REQUEST APPROVAL

County Commissioner Precinct 3 Date  
☐ APPROVED ☐ REQUEST APPROVAL

County Commissioner Precinct 4 Date  
☐ APPROVED ☐ REQUEST APPROVAL

County Judge Date  
☐ APPROVED

# WILLIAMSON COUNTY, TEXAS

**CHANGE ORDER NUMBER:** 2

**Project #** 1604-068

**TABLE A:** Force Account Work and Materials Placed into Stock

	LABOR	HOURLY RATE			HOURLY RATE

**TABLE B:** Contract Items:

ITEM	DESCRIPTION	UNIT	UNIT PRICE	ORIGINAL + PREVIOUSLY REVISED		ADD or (DEDUCT)	NEW		OVERRUN/UNDERRUN
				QUANTITY	ITEM COST		QUANTITY	ITEM COST	
509S-1	Trench Excavation Safety Protection Systems (All Depths)	LF	\$3.00	5,716.00	\$17,148.00	74.00	5,790.00	\$17,370.00	\$222.00
510-AW8-DIA	Pipe, 8" Diameter, DI CL 350 (All Depths) With Restrained Joints Including Excavation and Backfill	LF	\$85.00	2,469.00	\$209,865.00	74.00	2,543.00	\$216,155.00	\$6,290.00
510-KWW	Ductile Iron Fittings	TON	\$8,500.00	6.60	\$56,100.00	0.069	6.67	\$56,686.50	\$586.50
510-JW-AC 8"x8"	AC Pipe Connections, 8" Dia. X 8" Dia.	EA	\$3,800.00	34.00	\$129,200.00	2.00	36.00	\$136,800.00	\$7,600.00
1900-W8DIA	Removing Pipe, 8" Diameter, AC Pipe	LF	\$32.00	706.00	\$22,592.00	40.00	746.00	\$23,872.00	\$1,280.00
509-WC01	De-Watering Trench for Waterline Relocation	DAY	\$200.00	0.00	\$0.00	5.00	5.00	\$1,000.00	\$1,000.00
502-COA1	BARRICADES, SIGNS AND TRAFFIC HANDLING	DAY	\$106.67	0.00	\$0.00	5.00	5.00	\$533.33	\$533.33
1900-TR	Cut/Restore Pavement for AC Pipe Removal	SY	\$65.00	0.00	\$0.00	623.00	623.00	\$40,495.00	\$40,495.00
TOTALS					\$434,905.00			\$492,911.83	\$58,006.83

## CHANGE ORDER REASON(S) CODE CHART

1. Design Error or Omission	1A. Incorrect PS&E 1B. Other
2. Differing Site Conditions (unforeseeable)	2A. Dispute resolution (expense caused by conditions and/or resulting delay) 2B. Unavailable material 2C. New development (conditions changing after PS&E completed) 2D. Environmental remediation 2E. Miscellaneous difference in site conditions (unforeseeable)(Item 9) 2F. Site conditions altered by an act of nature 2G. Unadjusted utility (unforeseeable) 2H. Unacquired Right-of-Way (unforeseeable) 2I. Additional safety needs (unforeseeable) 2J. Other
3. County Convenience	3A. Dispute resolution (not resulting from error in plans or differing site conditions) 3B. Public relations improvement 3C. Implementation of a Value Engineering finding 3D. Achievement of an early project completion 3E. Reduction of future maintenance 3F. Additional work desired by the County 3G. Compliance requirements of new laws and/or policies 3H. Cost savings opportunity discovered during construction 3I. Implementation of improved technology or better process 3J. Price adjustment on finished work (price reduced in exchange for acceptance) 3K. Addition of stock account or material supplied by state provision 3L. Revising safety work/measures desired by the County 3M. Other
4. Third Party Accommodation	4A. Failure of a third party to meet commitment 4B. Third party requested work 4C. Compliance requirements of new laws and/or policies (impacting third party) 4D. Other
5. Contractor Convenience	5A. Contractor exercises option to change the traffic control plan 5B. Contractor requested change in the sequence and/or method of work 5C. Payment for Partnering workshop 5D. Additional safety work/measures desired by the contractor 5E. Other
6. Untimely ROW/Utilities	6A. Right-of-Way not clear (third party responsibility for ROW) 6B. Right-of-Way not clear (County responsibility for ROW) 6C. Utilities not clear 6D. Other

**Williamson County Road Bond Program**

**Forest North  
Williamson County Project No. 1604-068**

**Change Order No. 2**

**Reason for Change**

This Change Order compensates the Contractor to remove and relocate an existing waterline that is in conflict with proposed storm sewer line BB1. The conflict is located near the corner of Broadmeade Avenue and Braeburn Glen. The existing waterline was not shown on the City of Austin waterline plans and therefore was not located by the One-Call services, prior to the storm sewer installation. The Contractor has agreed to extend existing bid items to pay for this work and has requested additional pay items with daily rates for de-watering the trench and required traffic control.

This Change Order also pays the Contractor for completed trench repair for the asbestos pipe that has been removed. A portion of the trench repair quantity has been added to this change order to compensate the Contractor for work that has been completed. The remaining quantity will be added to a future change order. The City of Austin is responsible for paying the cost for both issues.

Following is a summary of the new items required for this change order.

ITEM	DESCRIPTION	QTY	UNIT
509-WC01	DE-WATERING TRENCH FOR WATER LINE RELOCATION	5	DAY
502-COA1	BARRICADES, SIGNS AND TRAFFIC HANDLING	5	DAY
1900-TR	CUT/RESTORE PAVEMENT FOR AC PIPE REMOVAL	623	SY

This Change Order results in a net increase of \$58,006.83 to the Contract amount, for an adjusted Contract total of \$3,646,472.33. The original Contract amount was \$3,556,659.50. As a result of this and all Change Orders to-date, \$89,812.83 has been added to the Contract, resulting in a 2.5% net increase in the Contract cost. Five (5) additional days will be added to the Contract because of this Change Order.

**HNTB Corporation**

James Klotz, P.E.

**City of Austin  
Forest North- Water and Wastewater Utility  
Relocations - 100%  
EOPC RFI #8  
March 7, 2017**

Item	Description	Quantity	Unit	Unit Cost	Total Cost
509S-1	Trench Excavation Safety Protection Systems (All Depths)	74.00	LF	\$ 3.00	\$ 222.00
510-AW8-DI	Pipe, 8" Diameter, DI CL 350 (All Depths) With Restrained Joints Includes Excavation and Backfill	74.00	LF	\$ 85.00	\$ 6,290.00
510-KW	Ductile Iron Fittings	0.07	TON	\$ 8,500.00	\$ 586.50
SP 510-JW-AC 8" x 8"	AC Pipe Connections, 8" Dia. x 8" Dia.	2.00	EA	\$ 3,800.00	\$ 7,600.00
SP 1901-1-W8DIA	Removing Pipe, 8" Diameter, AC Pipe	40.00	LF	\$ 32.00	\$ 1,280.00
<b>Total</b>					<b>\$ 15,978.50</b>

---

**From:** Ryan Rivera  
**Sent:** Thursday, March 30, 2017 8:42 AM  
**To:** James Klotz  
**Cc:** Clayton Weber; 62811\_1604-068\_ForestNorthPh1  
**Subject:** Fwd: Forest North - COA Project Review & Meeting Summary 3/24/17

Below is from our meeting last week with COA.

Begin forwarded message:

**From:** "Salinas, Jessica" <[Jessica.Salinas@austintexas.gov](mailto:Jessica.Salinas@austintexas.gov)>  
**Date:** March 29, 2017 at 4:56:13 PM CDT  
**To:** Ryan Rivera <[rrivera@HNTB.com](mailto:rrivera@HNTB.com)>, "tevertson@wilco.org" <[tevertson@wilco.org](mailto:tevertson@wilco.org)>, Christen Eschberger <[ceschberger@HNTB.com](mailto:ceschberger@HNTB.com)>  
**Cc:** "Rhodes, Dustin" <[Dustin.Rhodes@austintexas.gov](mailto:Dustin.Rhodes@austintexas.gov)>, "Glosson, Rick" <[Rick.Glosson@austintexas.gov](mailto:Rick.Glosson@austintexas.gov)>, "Ranzani, Aldo" <[Aldo.Ranzani@austintexas.gov](mailto:Aldo.Ranzani@austintexas.gov)>, "Preslar, Phillip" <[Phillip.Preslar@austintexas.gov](mailto:Phillip.Preslar@austintexas.gov)>, "Roussel, Rustin" <[Rustin.Roussel@austintexas.gov](mailto:Rustin.Roussel@austintexas.gov)>, "Lance Parishier ([lparisher@cobbfindley.com](mailto:lparisher@cobbfindley.com))" <[lparisher@cobbfindley.com](mailto:lparisher@cobbfindley.com)>  
**Subject:** Forest North - COA Project Review & Meeting Summary 3/24/17

Ryan,

From our meeting last week, the City or Austin Water's position is as follows:

1. Pay App #7
  - a. **Additional AC Pipe 8" X 8" Connection** which was not included in the original design along Braeburn Glen St and Broadmead Ave
    - i. Approved this one time. Going forward, refer to general notes, the contractor shall obtain written approval from city inspector if they need to extend beyond the zone boundary or work in two zones. Any work completed that is not in the plan set or zone without prior authorization by the City, shall not be paid by the City.
  - b. **Additional LF of Trench Safety** for locations of removal and replacement of water main
    - ii. Per the specification 509, payment for Trench Safety is paid by centerline linear footage of trench. For locations where removal and replacement of water line occur within the same trench alignment, payment will be made one time per LF of trench.
2. Water Services
  - c. Water Service Corp Stop Locate
    - iii. If contractor is unable to locate the corporation, they should submit an RFI and contact the City inspector



- d. Use of HDPE vs Copper Service line
- iv. Contractor will continue to follow the direction given by the engineer for RFI 3
  - 1. Change order 1 will also be adding a new item for HDPE service line
- e. Adjustment of owner's cutoff valve and valve box
- v. When an adjustment is needed, the contractor shall only adjust the service and meter. Contractor shall not adjust anything on the property owner's side of the water meter. Austin Water's stance is for the contractor to remain following this procedure.
- f. Service Connections
  - vi. Please have contractor provide a cost proposal for "Adjusting Water Meter Box" only.
  - vii. Contractor to follow the plans and "Relocate Exist. Meter to property line..." where indicated. If unable to relocate to the property line, an RFI should be submitted and notify the inspector. The Contractor shall move the meter to the property line as indicated on the plans.
- 3. New Items
  - g. Dewater Trench, RFI #8:
    - viii. Contractor has requested payment for dewatering trench for new relocation of waterline (under RFI #8). Austin Water's stance is that it may be paid this one time and the inspector shall be contacted to confirm that groundwater was encountered. In the future, sustained flow of 350 GPM will need to be documented to ensure new change order for dewatering needs.
    - ix. In addition to the above, contractor has requested payment of \$200/day for 5 days for a total of \$1000. **Austin Water's stance is that we approve \$200/day on a day to day basis.** Our inspector needs to be present and observe groundwater.
  - h. Tapping AC pipe for Service connections
  - x. *Awaiting formal requirements from Austin Water Plan review team.*

Please let us know if you have any questions or if we need to discuss further.

Thanks,

Jessica

## Eddie R. Church

---

**From:** Ryan Rivera  
**Sent:** Monday, April 17, 2017 9:16 AM  
**To:** paul@denucciconstructors.com; Clayton Weber  
**Cc:** 62811\_1604-068\_ForestNorthPh1; nancyc@denucciconstructors.com; James Klotz; Christen Eschberger; Eddie R. Church  
**Subject:** RE: FW: Relocation Design for RFI #8

Ok, we will add that item at the rate to the change order. The de-watering and the traffic control will be billed at 3 days.

Ryan

---

**From:** paul@denucciconstructors.com [mailto:paul@denucciconstructors.com]  
**Sent:** Friday, April 14, 2017 10:07 AM  
**To:** Clayton Weber <cweber@HNTB.com>  
**Cc:** 62811\_1604-068\_ForestNorthPh1 <ForestNorthPh1@HNTB.com>; Ryan Rivera <rrivera@HNTB.com>; nancyc@denucciconstructors.com; James Klotz <jklotz@HNTB.com>; Christen Eschberger <ceschberger@HNTB.com>; Eddie R. Church <erchurch@HNTB.com>  
**Subject:** RE: FW: Relocation Design for RFI #8

Ok It is just our monthly cost prorated for the 5 days added to the contract.

3200/30 x 5 = \$533.33

Paul T. DeNucci  
DeNucci Constructors, LLC  
8310-1 Cap Tx Hwy N. Ste 275  
Austin, Texas 78731  
512-335-0600  
512-342-0600 fax  
512-658-3986 cell  
[paul@denucciconstructors.com](mailto:paul@denucciconstructors.com)  
[www.denucciconstructors.com](http://www.denucciconstructors.com)

----- Original Message -----

Subject: RE: FW: Relocation Design for RFI #8  
From: Clayton Weber <[cweber@HNTB.com](mailto:cweber@HNTB.com)>  
Date: Fri, April 14, 2017 9:56 am  
To: "[paul@denucciconstructors.com](mailto:paul@denucciconstructors.com)" <[paul@denucciconstructors.com](mailto:paul@denucciconstructors.com)>  
Cc: 62811\_1604-068\_ForestNorthPh1 <[ForestNorthPh1@HNTB.com](mailto:ForestNorthPh1@HNTB.com)>, Ryan Rivera <[rrivera@HNTB.com](mailto:rrivera@HNTB.com)>, "[nancyc@denucciconstructors.com](mailto:nancyc@denucciconstructors.com)" <[nancyc@denucciconstructors.com](mailto:nancyc@denucciconstructors.com)>, James Klotz <[jklotz@HNTB.com](mailto:jklotz@HNTB.com)>, "Christen Eschberger" <[ceschberger@HNTB.com](mailto:ceschberger@HNTB.com)>, "Eddie R. Church" <[erchurch@HNTB.com](mailto:erchurch@HNTB.com)>

No you do not need to, we are putting the change order together with the costs mentioned in your previous email. The email did not mention a cost for the additional traffic control, so you will need to submit a cost for that item.



## Eddie R. Church

---

**From:** Salinas, Jessica <Jessica.Salinas@austintexas.gov>  
**Sent:** Tuesday, January 10, 2017 3:59 PM  
**To:** Ryan Rivera; Rhodes, Dustin  
**Cc:** Dawn Haggard; 62811\_1604-068\_ForestNorthPh1; James Klotz  
**Subject:** RE: 1604-068 Forest North\_COA Change Order #1 proposal  
**Attachments:** SKMBT\_C284e16122210100.pdf

Ryan,

Thank you for the proposed change order. This is in line with what we discussed in our last meeting. As you recall, this amount exceeds our total authorization for the project. We will need to go back to Council for additional funding. We plan to submit this item for the March 23<sup>rd</sup> Council Meeting.

NOTE: This change order is pending Council approval. Please let me know if you have any questions.

Thanks,  
Jessica

---

**From:** Ryan Rivera [mailto:rrivera@HNTB.com]  
**Sent:** Thursday, December 22, 2016 9:21 AM  
**To:** Rhodes, Dustin <Dustin.Rhodes@austinwater.com>; Salinas, Jessica <Jessica.Salinas@austintexas.gov>  
**Cc:** Dawn Haggard <dhaggard@HNTB.com>; 62811\_1604-068\_ForestNorthPh1 <ForestNorthPh1@HNTB.com>; James Klotz <jklotz@HNTB.com>  
**Subject:** 1604-068 Forest North\_COA Change Order #1 proposal

Dustin/Jessica,

I have attached the proposed change order for the AC pipe removal along with other items for your review. In the attachment you will also find the back-up information necessary to support the change order qtys. Regarding Paul's proposal, I mentioned to him that the equipment and labor will be taken off due to the overrun of existing items. He also added the qty of Trench Repair to cover the existing qty of AC pipe removal (part of which has already been paved/repared) in addition to the qty for future AC pipe removal. Let me know if you have any questions and/or if anything needs to be changed.

Thanks,

### Ryan Rivera

Construction Representative

**Tel** (512) 527-6717

**Cell** (512) 677-1861

**Fax** (512) 248-9940

### HNTB CORPORATION

101 E. Old Settlers Blvd., Suite 100, Round Rock, TX 78664 | [www.hntb.com](http://www.hntb.com)



**100+ YEARS OF INFRASTRUCTURE SOLUTIONS**

# WILLIAMSON COUNTY, TEXAS

CHANGE ORDER NUMBER: 1

1. CONTRACTOR: DeNucci

2. Change Order Work Limits: Sta. \_\_\_\_\_ to Sta. \_\_\_\_\_

3. Type of Change(on federal-aid non-exempt projects): Min (Major/Minor)

4. Reasons: 4B (3 Max. - In order of importance - Primary first)

Project: 1604-068

Roadway: Forest North

CSJ  
Number: \_\_\_\_\_

5. Describe the work being revised:

**4B: Third Party Accommodation. Third party requested work.** The COA has requested additional A/C pipe be removed from the project using/overrunning existing line items. The COA will also be reimbursing the contractor for trench repair for the additional A/C pipe as well as the AC pipe already removed through a "Cut/Restore Pavement" line item.

6. Work to be performed in accordance with Items: see attached

7. New or revised plan sheet(s) are attached and numbered: N/A

8. New Special Provisions/Specifications to the contract are attached: ☐ Yes ☒ No

9. New Special Provisions to Item N/A No. N/A, Special Specification Item N/A are attached.

Each signatory hereby warrants that each has the authority to execute this Change Order (CO).

*The contractor must sign the Change Order and, by doing so, agrees to waive any and all claims for additional compensation due to any and all other expenses; additional changes for time, overhead and profit; or loss of compensation as a result of this change.*

THE CONTRACTOR Date \_\_\_\_\_

By \_\_\_\_\_

Typed/Printed Name \_\_\_\_\_

Typed/Printed Title \_\_\_\_\_

## The following information must be provided

Time Ext. #: \_\_\_\_\_ Days added on this CO: 30

Amount added by this change order: \$127,263.94

## RECOMMENDED FOR EXECUTION:

\_\_\_\_\_  
Project Manager Date \_\_\_\_\_

N/A  
Design Engineer Date \_\_\_\_\_

\_\_\_\_\_  
Program Manager Date \_\_\_\_\_

Design Engineer's Seal:

County Commissioner Precinct 1 Date \_\_\_\_\_  
☐ APPROVED ☐ REQUEST APPROVAL

County Commissioner Precinct 2 Date \_\_\_\_\_  
☐ APPROVED ☐ REQUEST APPROVAL

County Commissioner Precinct 3 Date \_\_\_\_\_  
☐ APPROVED ☐ REQUEST APPROVAL

County Commissioner Precinct 4 Date \_\_\_\_\_  
☐ APPROVED ☐ REQUEST APPROVAL

County Judge Date \_\_\_\_\_  
☐ APPROVED

# WILLIAMSON COUNTY, TEXAS

CHANGE ORDER NUMBER: 1

Project # 1604-068

TABLE A: Force Account Work and Materials Placed into Stock

	LABOR	HOURLY RATE		HOURLY RATE

TABLE B: Contract Items:

ITEM	DESCRIPTION	UNIT	UNIT PRICE	ORIGINAL + PREVIOUSLY REVISED		ADD or (DEDUCT)	NEW		OVERRUN/ UNDERRUN
				QUANTITY	ITEM COST	QUANTITY	QUANTITY	ITEM COST	
510-AW 1.5Dia	Pipe, 1.5" Diameter, Copper Type K (all depths) including Excavation and Backfill	LF	\$65.00	949.00	\$61,685.00	(475.00)	474.00	\$30,810.00	(\$30,875.00)
510-AW 1.5Dia	Pipe, 1.5" Diameter, Poly (all depths) including Excavation and Backfill	LF	\$65.00		\$0.00	475.00	475.00	\$30,875.00	\$30,875.00
1900-W4Dia	Removing Pipe, 4" Diameter, AC Pipe	LF	\$30.00	67.00	\$2,010.00	24.00	91.00	\$2,730.00	\$720.00
1900-W6Dia	Removing Pipe, 6" Diameter, AC Pipe	LF	\$32.00	703.00	\$22,496.00	563.00	1,266.00	\$40,512.00	\$18,016.00
1900-W8Dia	Removing Pipe, 8" Diameter, AC Pipe	LF	\$32.00	706.00	\$22,592.00	704.00	1,410.00	\$45,120.00	\$22,528.00
1900-W12Dia	Removing Pipe, 12" Diameter, AC Pipe	LF	\$62.00	20.00	\$1,240.00	16.00	36.00	\$2,232.00	\$992.00
1900-TR	Cut/Restore Pavement for AC pipe removal	SY	\$65.00		\$0.00	1,246.00	1,246.00	\$80,990.00	\$80,990.00
9999-001	Reimbursement to Williamson County for Waste Water service adjustment at 9518 Meadowheath	LS	\$817.94		\$0.00	1.00	1.00	\$817.94	\$817.94
0502 6001	BARRICADES, SIGNS, AND TRAFFIC HANDLING	MO	\$3,200.00	20.00	\$64,000.00	1.00	21.00	\$67,200.00	\$3,200.00
TOTALS					\$174,023.00			\$301,286.94	\$127,263.94

# CHANGE ORDER PROPOSAL

Contractor: DeNucci Constructors, LLC.

Project Name: Forest North Drainage Improvements JOB #1604-068 AWW# W-2016-3212.146

Change Order Proposal Number: 3A REV 1 Date: 11/16/2016

Description:

Remove additional 1307 LF of AC Pipe. Includes Trench repair of the additional pipe and trench repair of the original 1,496 LF of contract pipe removal \*\*

Labor:

Position	Quantity	RT Hrs	OT Hrs	RT Rate	OT Rate	Total
General Superintendent				\$49.23		\$0.00
Superintendent	1	45		\$37.18		\$1,673.10
Operators	1	45		\$20.50		\$922.50
Pipe Layers	2	45		\$17.62		\$1,585.80
Laborers	1	45		\$16.00		\$720.00
Concrete Form Setter				\$24.00		\$0.00
Concrete Finisher				\$24.00		\$0.00
Truck Driver	1	24		\$35.00		\$840.00
Surveyors				\$20.50		\$0.00
Subtotal						\$5,741.40

Material

Description	Quantity	Unit	Rate	Total
				\$0.00
				\$0.00
				\$0.00
				\$0.00
Subtotal				\$0.00

Subcontractors/Vendors:

Description	Total
Subtotal	\$0.00

Unit Pricing

Description	Quantity	Unit	Price	Total
Trench Repair (Contract Price)	581	SY	\$65.00	\$37,765.00
Remove Additional 8" A/C Pipe (Contract Price)	1307	LF	\$32.00	\$41,824.00
Trench Repair (original Contract pipe removal)**	665	SY	\$65.00	\$43,225.00
Subtotal				\$122,814.00

Total=1,246 sys

Equipment:

Description	Quantity	Unit	Operating Cost/Hour	Standby Rate	Total
314 Excavator	40	Hours	\$71.59		\$2,863.60
IT14G Loader	40	Hours	\$40.38		\$1,615.20
					\$0.00
					\$0.00
					\$0.00
Subtotal					\$4,478.80

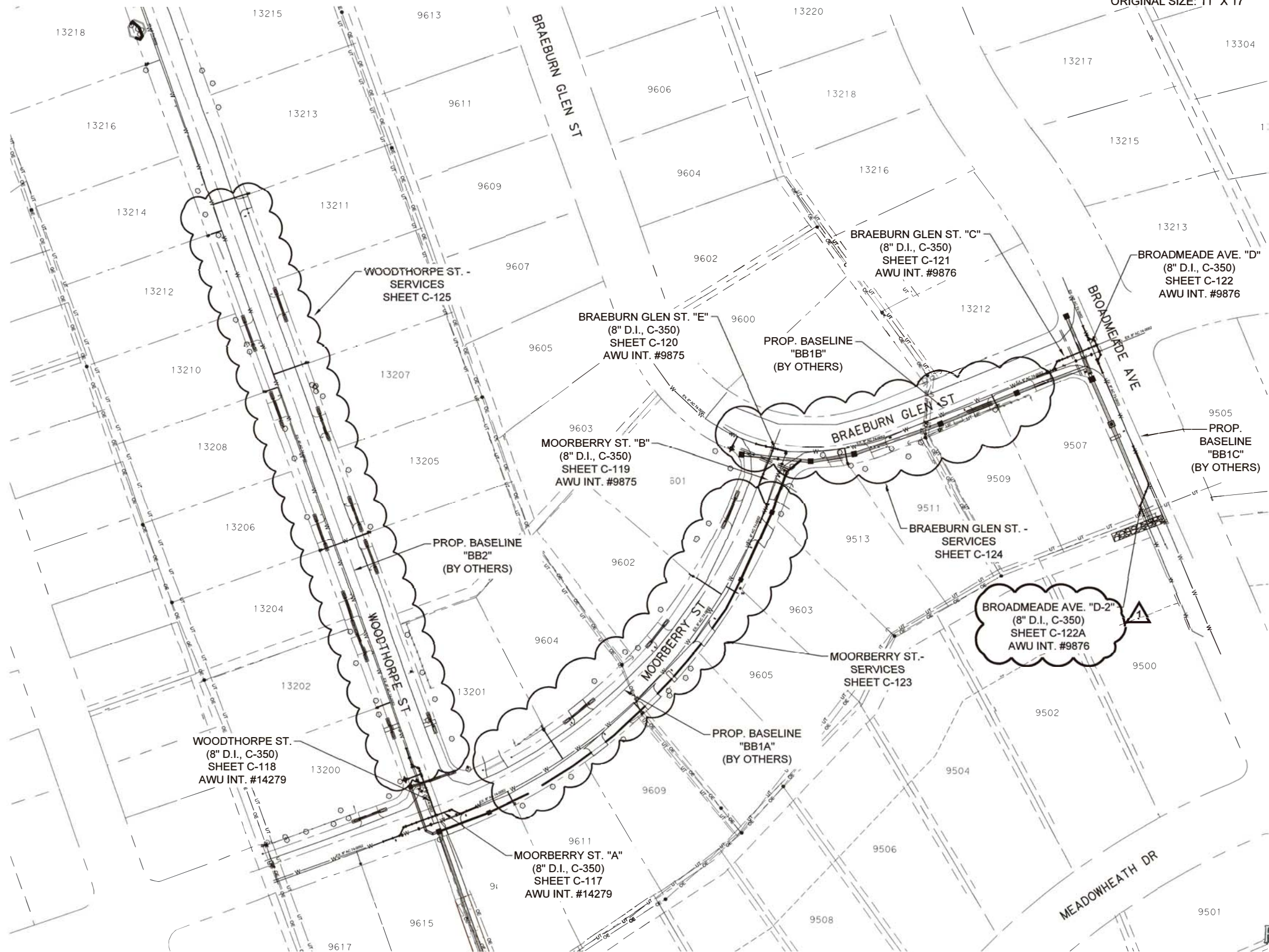
1,246 / 2 = 623 sys

Labor		\$5,741.40
Labor Burden	55%	\$3,157.77
Labor P & O	15%	\$861.21
Material		\$0.00
Material P & O	15%	\$0.00
Subcontractor		\$0.00
Subcontractor P & O	5%	\$0.00
Bid Item		\$122,814.00
Equipment		\$4,478.80
Bond	1%	\$1,370.53
<b>TOTAL</b>		<b>\$138,423.71</b>

Additional days requested: 30



Dwg Info: G:\CFA\2014\0308801\_Willamson\_County\_2013\_Road\_Bond\MUN\08 Forest North\DESIGN\C-114 BRAEBURN.dwg - Tab: C-114 BRAEBURN\_ZONE - WATER OVERALL - Plotted: 3/13/2017 3:31 PM By: KRISTEN VAN HOOSIER



THESE PLANS WERE  
ENLARGED FOR RECORD  
PURPOSES.  
SCALE IS 1" = 50'.  
ORIGINAL SIZE: 11" X 17"

AWU GRID #G39-3 & #G39-4

0 50' 100'  
SCALE: 1" = 50'

GENERAL NOTES:

1. THE LOCATIONS OF EXISTING UNDERGROUND UTILITIES ARE SHOWN IN APPROXIMATE WAY ONLY. THE CONTRACTOR SHALL DETERMINE THE EXACT LOCATION OF ALL EXISTING UTILITIES BEFORE COMMENCING WORK AND AGREES TO BE FULLY RESPONSIBLE FOR ANY AND ALL DAMAGES THAT MIGHT BE OCCASIONED BY THE FAILURE TO EXACTLY LOCATE AND PRESERVE ALL UNDERGROUND UTILITIES. WHEN THE CONTRACTOR IS USING TRENCHLESS INSTALLATION METHODS, THE CONTRACTOR SHALL LOCATE ALL UTILITIES FOR THE ENTIRE LENGTH OF THE INSTALLATION PRIOR TO ANY ACTIVITIES.
2. CONTRACTOR TO MAINTAIN 48" MINIMUM COVER OVER PROPOSED WATER LINE IN THE STREET AND 36" IN UNPAVED AREAS. CONTRACTOR TO MAINTAIN MINIMUM 18" VERTICAL AND 5' HORIZONTAL CLEARANCE BETWEEN PROPOSED AND EXISTING UTILITIES UNLESS OTHERWISE SHOWN ON THE PLANS.
3. ANY DISCREPANCIES FROM WHAT IS SHOWN SHALL BE BROUGHT TO THE ATTENTION OF THE ENGINEER PRIOR TO BEGINNING WORK.
4. ALL WATER LINES SHALL BE DUCTILE IRON CLASS 350 AS DEFINED BY AWWA C151 AND DUCTILE IRON FITTINGS COMPLYING WITH AWWA C153 UNLESS OTHERWISE NOTED ON PLANS.
5. RESTRAIN ALL PIPE JOINTS AND FITTINGS PER SPL WW-27A.
6. CONNECTION LOCATIONS ARE APPROXIMATE. CONTRACTOR SHALL LOCATE THE EXISTING COUPLINGS ON THE AC PIPE, MAKE CONNECTIONS, AND REMOVE THE AMOUNT OF AC PIPE AS SHOWN PER DETAIL ON SHEETS C-603 - C-609.
7. CONTRACTOR SHALL ENSURE PROPOSED FIRE LINE AND SERVICE LINE MEET MINIMUM DEPTH REQUIREMENTS UNDER THE PROPOSED CHANNEL AND CULVERT IMPROVEMENTS.
8. EXISTING ASBESTOS CEMENT WATER MAIN(S) IS TO BE PROTECTED AND REMAIN IN SERVICE UNTIL THE NEW DUCTILE IRON MAIN(S) IS CONSTRUCTED, TESTED, APPROVED AND SERVICE LINES RECONNECTED AND THE NEW MAIN IS PLACED IN SERVICE.
9. EXISTING WATER SERVICE LINES AND METERS ARE TO BE PROTECTED AND REMAIN IN SERVICE UNTIL NEW SERVICE LINES ARE CONSTRUCTED, TESTED, APPROVED AND RECONNECTED AND IN SERVICE.
10. CONTRACTOR SHALL CONTACT WADE MULLIN AT THE CITY OF AUSTIN BUILDING SERVICES DEPARTMENT (512-974-7154) 3 WEEKS PRIOR TO THE PLANNED START DATE TO COORDINATE INSPECTION OF THE DISTURBANCE OF THE AC PIPE AND REMOVAL REQUIREMENTS. ALL WORK MUST CONFORM TO CITY OF AUSTIN SPECIFICATIONS SECTION 1900 OF THE PROJECT MANUAL.
11. AN APPROVED CITY OF AUSTIN ASBESTOS CONSULTING FIRM WILL NEED TO BE RETAINED TO OVERSEE THE WORK ACTIVITIES AND DOCUMENT AIR QUALITY. THE CONTRACTOR IS RESPONSIBLE TO RETAIN A LICENSED CONTRACTOR FAMILIAR WITH CITY OF AUSTIN PROCEDURES FOR ANY ACTIVITY DISTURBING THE EXISTING AC PIPE.
12. THE DEPARTMENT OF STATE HEALTH SERVICES MUST BE CONTACTED 10 DAYS PRIOR TO THE START OF ANY ABATEMENT WORK.
13. EXISTING SERVICE LINES MAY BE COPPER OR PVC PER RECORD DRAWINGS. NOTIFY ENGINEER IF OTHER MATERIAL IS IN PLACE. PROPOSED SERVICE LINE ARE TO BE INSTALLED BELOW PROPOSED DRAINAGE IMPROVEMENTS.
14. EXISTING ASBESTOS CEMENT PIPE TO BE REMOVED FROM JOINT TO JOINT. PIPE REMOVAL SHALL INCLUDE THE COST OF TRENCH AND PAVEMENT REPAIRS, AS WELL AS ALL OTHER INCIDENTALS NECESSARY TO COMPLETE THE PIPE REMOVAL.

LEGEND:

- W WATER METER
- X WATER VALVE
- FIRE HYDRANT
- WW WASTE WATER MANHOLE
- POWER POLE
- W — WATER LINE
- WW — WASTE WATER LINE
- UT — UNDERGROUND TELEPHONE
- OE — OVERHEAD ELECTRIC

REVIEWED  
MAR 14 2017  
Austin Water Utility

REV	NO	REVISION DESCRIPTION	APPROVED BY	DATE
		ADDED SHEET	JLP	3/13/17

**CobbFendley**  
TYPE NO. 224 - T&E NO. 10046701  
505 EAST HUNTLAND DRIVE, SUITE 100  
AUSTIN, TEXAS 78752  
512.834.9796 | FAX 512.834.7727  
WWW.COBBFENDLEY.COM

BRAEBURN\_ZONE -  
OVERALL  
FOREST NORTH UTILITY RELOCATIONS  
AUSTIN, TX

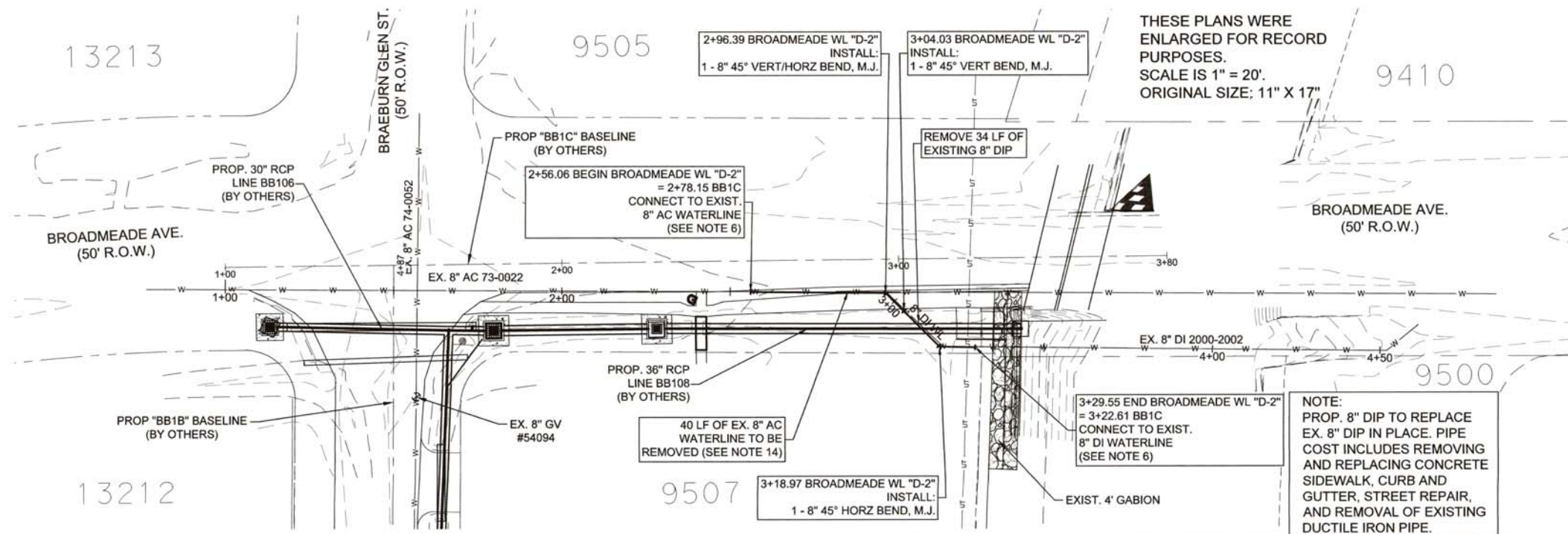
**WILLIAMSON COUNTY**  
1848

PROJ. NO. 1403-088-02-08  
DESIGN: GLITTLEFIELD  
DRAWN: GLITTLEFIELD  
CHECK: J.HASTINGS  
APPR: L.PARISHER  
DATE: MARCH 3, 2017



THESE DESIGN DOCUMENTS ARE NOT TO BE  
USED FOR CONSTRUCTION PRIOR TO  
REGULATORY SIGNATURE AND PERMIT.  
SHEET  
C-114  
17 of 82

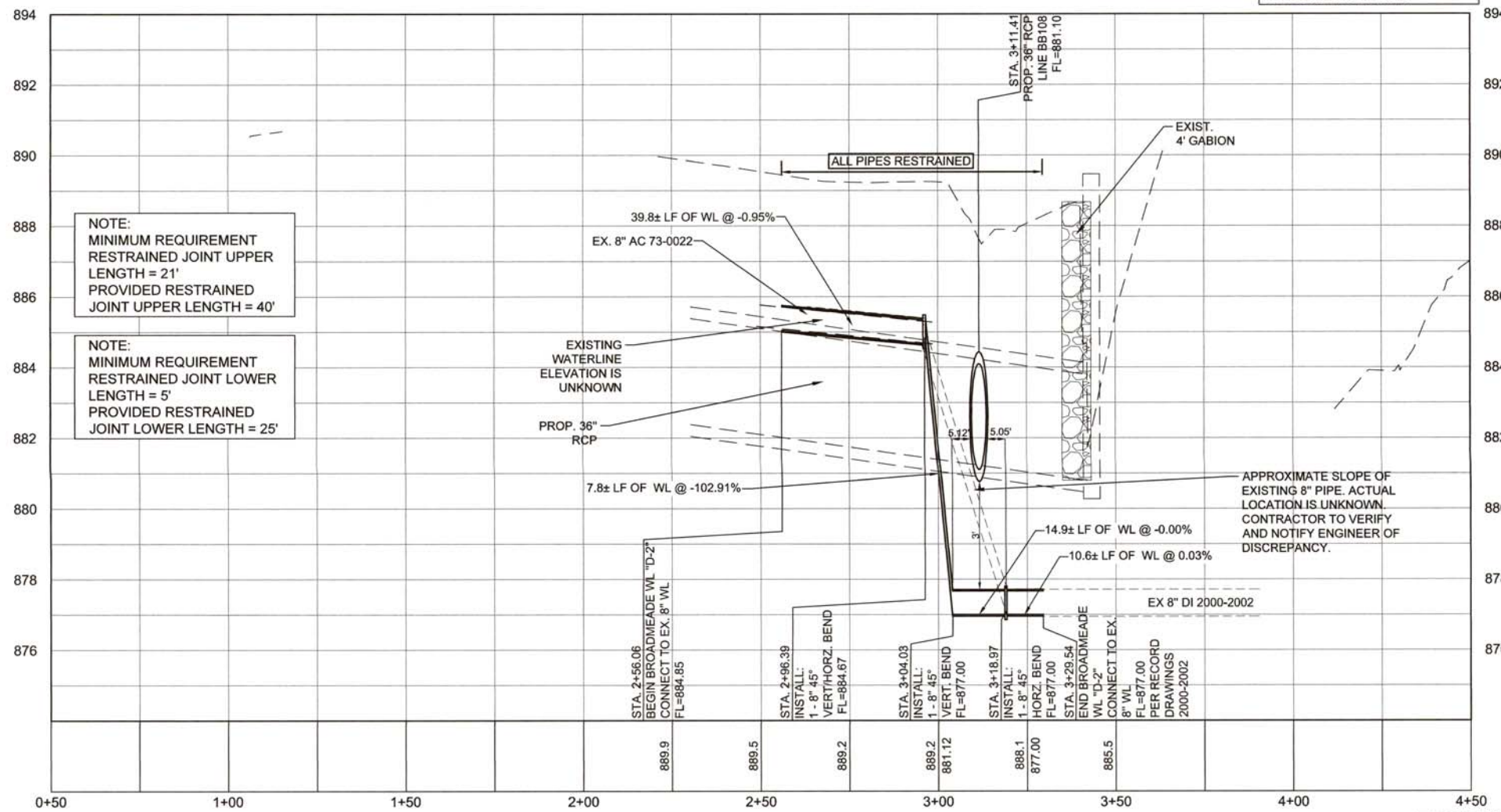




AWU GRID #G39-3  
AWU INT #9876

GENERAL NOTES:

- THE LOCATIONS OF EXISTING UNDERGROUND UTILITIES ARE SHOWN IN APPROXIMATE WAY ONLY. THE CONTRACTOR SHALL DETERMINE THE EXACT LOCATION OF ALL EXISTING UTILITIES BEFORE COMMENCING WORK AND AGREES TO BE FULLY RESPONSIBLE FOR ANY AND ALL DAMAGES THAT MIGHT BE OCCASIONED BY THE FAILURE TO EXACTLY LOCATE AND PRESERVE ALL UNDERGROUND UTILITIES. WHEN THE CONTRACTOR IS USING TRENCHLESS INSTALLATION METHODS, THE CONTRACTOR SHALL LOCATE ALL UTILITIES FOR THE ENTIRE LENGTH OF THE INSTALLATION PRIOR TO ANY ACTIVITIES.
- CONTRACTOR TO MAINTAIN 48" MINIMUM COVER OVER PROPOSED WATER LINE IN THE STREET AND 36" IN UNPAVED AREAS. CONTRACTOR TO MAINTAIN MINIMUM 18" VERTICAL AND 5' HORIZONTAL CLEARANCE BETWEEN PROPOSED AND EXISTING UTILITIES UNLESS OTHERWISE SHOWN ON THE PLANS.
- ANY DISCREPANCIES FROM WHAT IS SHOWN SHALL BE BROUGHT TO THE ATTENTION OF THE ENGINEER PRIOR TO BEGINNING WORK.
- ALL WATER LINES SHALL BE DUCTILE IRON CLASS 350 AS DEFINED BY AWWA C151 AND DUCTILE IRON FITTINGS COMPLYING WITH AWWA C153 UNLESS OTHERWISE NOTED ON PLANS.
- RESTRAIN ALL PIPE JOINTS AND FITTINGS PER SPL WW-27A.
- CONNECTION LOCATIONS ARE APPROXIMATE. CONTRACTOR SHALL LOCATE THE EXISTING COUPLINGS ON THE AC PIPE, MAKE CONNECTIONS, AND REMOVE THE AMOUNT OF AC PIPE AS SHOWN PER DETAIL ON SHEETS C-503 - C-509.
- CONTRACTOR SHALL ENSURE PROPOSED FIRE LINE AND SERVICE LINE MEET MINIMUM DEPTH REQUIREMENTS UNDER THE PROPOSED CHANNEL AND CULVERT IMPROVEMENTS.
- EXISTING ASBESTOS CEMENT WATER MAIN(S) IS TO BE PROTECTED AND REMAIN IN SERVICE UNTIL THE NEW DUCTILE IRON MAIN(S) IS CONSTRUCTED, TESTED, APPROVED AND SERVICE LINES RECONNECTED AND THE NEW MAIN IS PLACED IN SERVICE.
- EXISTING WATER SERVICE LINES AND METERS ARE TO BE PROTECTED AND REMAIN IN SERVICE UNTIL NEW SERVICE LINES ARE CONSTRUCTED, TESTED, APPROVED AND RECONNECTED AND IN SERVICE.
- CONTRACTOR SHALL CONTACT WADE MULLIN AT THE CITY OF AUSTIN BUILDING SERVICES DEPARTMENT (512-974-7154) 3 WEEKS PRIOR TO THE PLANNED START DATE TO COORDINATE INSPECTION OF THE DISTURBANCE OF THE AC PIPE AND REMOVAL REQUIREMENTS. ALL WORK MUST CONFORM TO CITY OF AUSTIN SPECIFICATIONS SECTION 1900 OF THE PROJECT MANUAL.
- AN APPROVED CITY OF AUSTIN ASBESTOS CONSULTING FIRM WILL NEED TO BE RETAINED TO OVERSEE THE WORK ACTIVITIES AND DOCUMENT AIR QUALITY. THE CONTRACTOR IS RESPONSIBLE TO RETAIN A LICENSED CONTRACTOR FAMILIAR WITH CITY OF AUSTIN PROCEDURES FOR ANY ACTIVITY DISTURBING THE EXISTING AC PIPE.
- THE DEPARTMENT OF STATE HEALTH SERVICES MUST BE CONTACTED 10 DAYS PRIOR TO THE START OF ANY ABATEMENT WORK.
- EXISTING SERVICE LINES MAY BE COPPER OR PVC PER RECORD DRAWINGS. NOTIFY ENGINEER IF OTHER MATERIAL IS IN PLACE. PROPOSED SERVICE LINE ARE TO BE INSTALLED BELOW PROPOSED DRAINAGE IMPROVEMENTS.
- EXISTING ASBESTOS CEMENT PIPE TO BE REMOVED FROM JOINT TO JOINT. PIPE REMOVAL SHALL INCLUDE THE COST OF TRENCH AND PAVEMENT REPAIRS, AS WELL AS ALL OTHER INCIDENTALS NECESSARY TO COMPLETE THE PIPE REMOVAL.



REVIEWED  
MAR 14 2017  
Austin Water Utility

- LEGEND:
- W WATER METER
  - X WATER VALVE
  - F FIRE HYDRANT
  - WM WASTE WATER MANHOLE
  - P POWER POLE
  - W WATER LINE
  - WW WASTE WATER LINE
  - UT UNDERGROUND TELEPHONE
  - OE OVERHEAD ELECTRIC
- EXISTING GRADE 1281.7  
FLOW LINE 1258.79  
OF PIPE
- PROFILE SCALE  
1"=20' HORIZ.  
1"=2' VERT.

APPROVED BY: JLP DATE: 3/13/17

REVISION DESCRIPTION: ADDED SHEET

REV NO. 1

**CobbFendley**  
ENGINEERS & ARCHITECTS  
104070  
500 EAST LANTLAND DRIVE, SUITE 100  
AUSTIN, TEXAS 78752  
512.854.9788 | FAX 512.854.7727  
WWW.COBBFENDLEY.COM

BROADMEADE AVE. "D-2"  
- PLAN AND PROFILE

FOREST NORTH UTILITY RELOCATIONS  
AUSTIN, TX

**WILLIAMSON COUNTY**  
1845

PROJ. NO: 1403-088-02-08  
DESIGN: G.LITTLEFIELD  
DRAWN: G.LITTLEFIELD  
CHECK: J.HASTINGS  
APPR: L.PARSHER  
DATE: MARCH 3, 2017

STATE OF TEXAS  
106221  
LICENSED PROFESSIONAL ENGINEER  
MARCH 3, 2017

THESE DESIGN DOCUMENTS ARE NOT TO BE USED FOR CONSTRUCTION PRIOR TO REGULATORY SIGNATURE AND PERMIT.

SHEET  
C-122A  
25A of 82