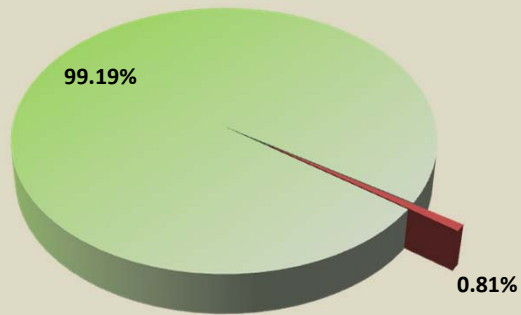


**Year to Date Collection Report
October 1, 2016 - June 30, 2017**

■ YTD Collected ■ YTD Uncollected

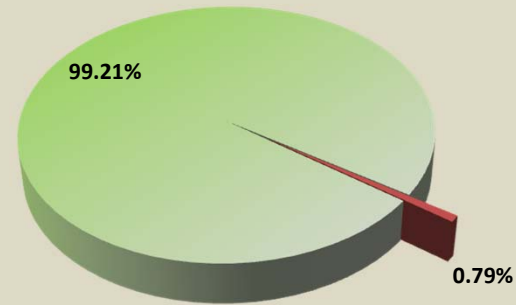
GW



**Year to Date Collection Report
October 1, 2016 - June 30, 2017**

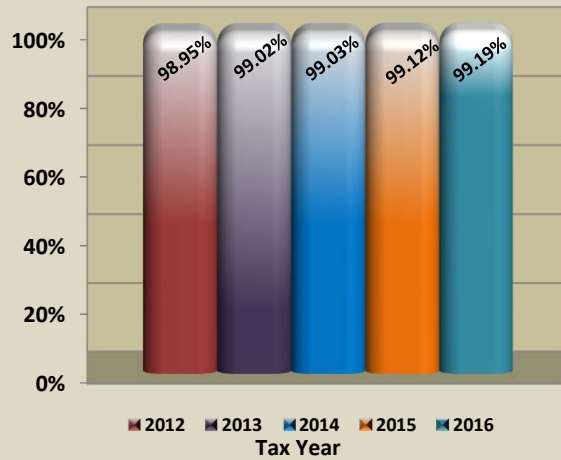
■ YTD Collected ■ YTD Uncollected

RFM



**Percent of Roll Collected Comparison
June 2013-2017**

GW



**Percent of Roll Collected Comparison
June 2013-2017**

RFM

