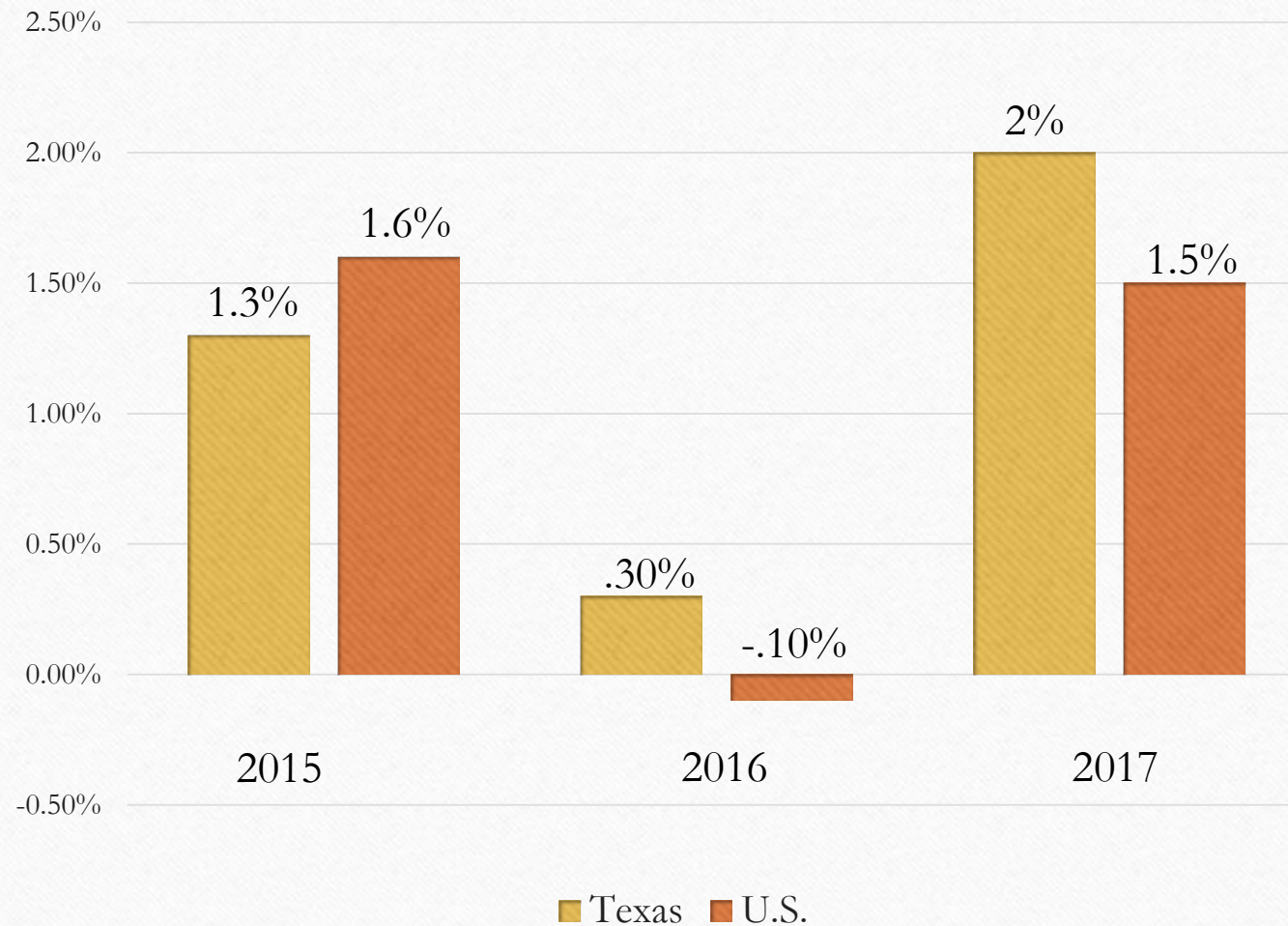


# FY18 Compensation Recommendations





# Cost of Living - Central Texas vs. U.S.



\*Source: Bureau of Labor Statistics 12 month CPI increase

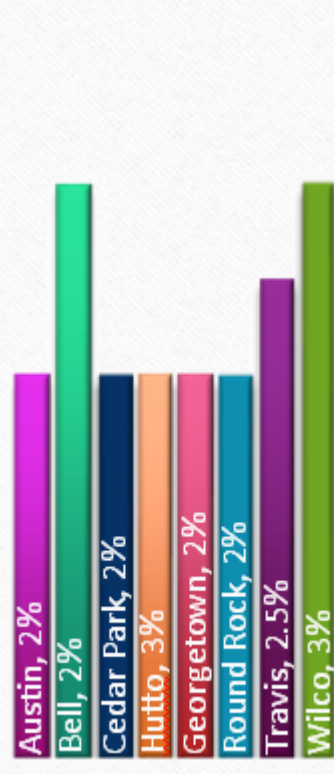
# Salary Increase Statistics and Proposals



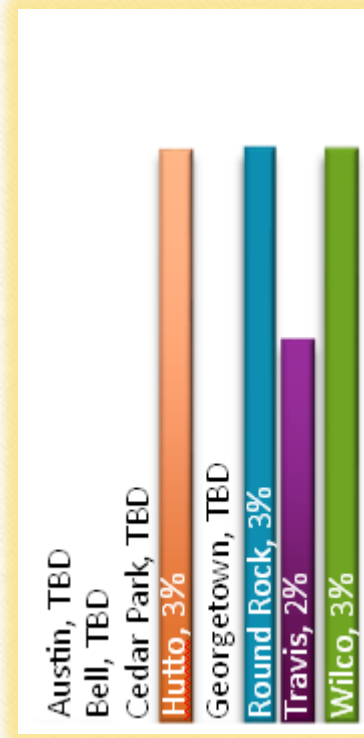
FY15



FY16



FY17



FY18

- FY18 Merit Recommendation – 3%





# Elected Official Salary Recommendation

Elected Position	Current Salary	*Avg Salary Minus Hi/Lo	Recommended Salary (2%)	Increase Per Position	Total Increase
Judge	\$117,795	\$138,607	\$120,151	\$2,356	\$2,356
Commissioner	\$95,918	\$94,357	\$97,837	\$1,918	\$7,673
Treasurer	\$93,880	\$93,957	\$95,757	\$1,878	\$1,878
County Attorney	\$157,000	\$144,540	No increase	N/A	N/A
County Clerk	\$97,574	\$96,265	\$99,526	\$1,951	\$1,951
District Clerk	\$97,574	\$96,554	\$99,526	\$1,951	\$1,951
Sheriff	\$119,003	\$120,792	\$121,383	\$2,380	\$2,380
Tax AC	\$101,467	\$98,208	\$103,496	\$2,029	\$2,029
Justice of the Peace	\$85,389	\$80,026	\$87,096	\$1,708	\$6,831
Constable	\$80,772	\$71,822	\$82,387	\$1,615	\$6,462
				<b>Total</b>	<b>\$33,512</b>
				<b>FICA/Retirement</b>	<b>\$7,235</b>
				<b>Grand Total</b>	<b>\$40,747</b>

\*Population based market

# Pay Chart Recommendations

- Law Enforcement Tenure Chart - Step increase per policy
- Corrections Tenure Chart - Step increase per policy
- EX Chart – No change
- B Chart – No change





# Questions

