



Williamson County



For the Quarter Ended

March 31, 2017

Report Name

Certification Page
Executive Summary
Benchmark Comparison
Detail of Security Holdings
Change in Value
Earned Income
Investment Transactions
Amortization and Accretion
Projected Fixed Income Cash Flows

MARKET RECAP - MARCH 2017:

As the month began, ebullient equity investors were busy sending the major stock averages to new record highs while bond yields were rising along with the quickly escalating chances that the Federal Reserve's FOMC would raise the target overnight fed funds rate at its March 15th meeting. Economic data did its part to support a rate hike. The ISM manufacturing index for February surged to 57.7, the highest level since August 2014, with very strong underlying components. The ISM non-manufacturing index rose to 57.6 in February, a 16-month high for the much larger service sector index. The ADP employment report blew the doors off with a +298k increase in private payrolls, the most since April 2014. Two days later the official Bureau of Labor Statistics employment report showed U.S. companies had added +235k jobs to payrolls in February, following a revised +238k increase in January, the best back-to-back gains since last summer. Factory payrolls were a positive surprise with the addition of +28k new manufacturing jobs, a three-year high. Unseasonably mild weather was one contributor, but near-record-high job openings and record low layoffs under-pin the strength. The unemployment rate inched down a tenth to 4.7% while average hourly earnings also moved higher, climbing to a +2.8% year-over-year pace in February. The retail sales report for February was weak with a meager gain of +0.1%. The consumer price index advanced +2.7% year-over-year through February, the fastest pace in almost five years, although the core rate was more contained at +2.2%. The Fed preferred inflation measure, core-PCE, was advancing at a lessor +1.8% pace but has been trending higher.

The strong economic reports pushed yields to their highs for the year with the two-year Treasury topping out at 1.38% and the 10-year at 2.63%. By the time of the FOMC meeting on March 15th, a rate hike was a forgone conclusion and the FOMC obliged, raising the fed funds rate to a range of 0.75% to 1.00%. It was the third quarter point hike since December 2015, following seven long years of zero interest rate policy. Despite the rate hike, the Fed's official statement was interpreted as somewhat dovish, which helped to send bond yields lower after the announcement. The reality is the Fed expects to gradually increase rates as long as the economy can stand it. It's worth mentioning at this point that the economy actually appears to be slowing down. The latest Atlanta Fed "GDPNow" measure is showing +1.0% annualized growth in the first quarter, down from +2.1% last quarter. Most believe the pace will pick up, but anytime GDP is advancing less than +1.0%, the Fed normally exercises caution.


Politics took center stage for the remainder of the month as the Trump administration's attempt to repeal and replace Obamacare failed. That raised doubts about the President's ability to push through other items on his agenda, including tax and regulatory reform, and infrastructure spending. Equity markets decided to take a breather and retreated slightly from their record highs while bond yields generally declined with the two-year and 10-year T-notes closing the month at 1.26% and 2.39% respectively.

For the Quarter Ended
March 31, 2017

This report is prepared for the **Williamson County** (the "Entity") in accordance with Chapter 2256 of the Texas Public Funds Investment Act ("PFIA"). Section 2256.023(a) of the PFIA states that: "Not less than quarterly, the investment officer shall prepare and submit to the governing body of the entity a written report of the investment transactions for all funds covered by this chapter for the preceding reporting period." This report is signed by the Entity's investment officers and includes the disclosures required in the PFIA. To the extent possible, market prices have been obtained from independent pricing sources.

The investment portfolio complied with the PFIA and the Entity's approved Investment Policy and Strategy throughout the period. All investment transactions made in the portfolio during this period were made on behalf of the Entity and were made in full compliance with the PFIA and the approved Investment Policy.

Officer Names and Titles:



Treasurer

Account Summary

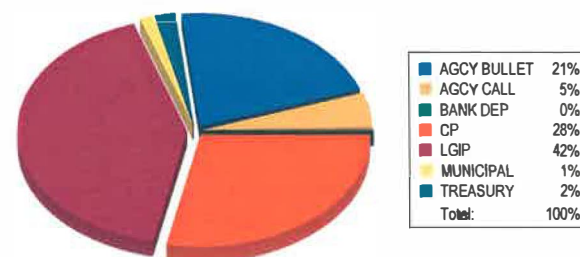
Beginning Values as of 12/31/16

Ending Values as of 03/31/17

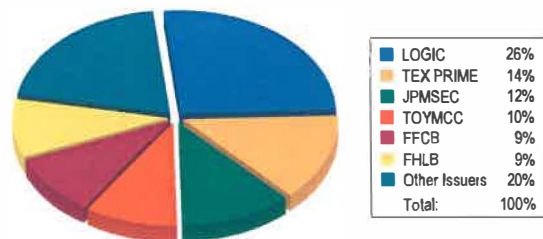
Par Value	534,946,280.91	530,101,595.88
Market Value	534,291,372.57	529,478,091.91
Book Value	534,500,865.41	529,685,968.33
Unrealized Gain /(Loss)	(209,492.84)	(207,876.42)
Market Value %	99.96%	99.96%

Weighted Avg. YTW	0.907%	1.022%
Weighted Avg. YTM	0.907%	1.022%

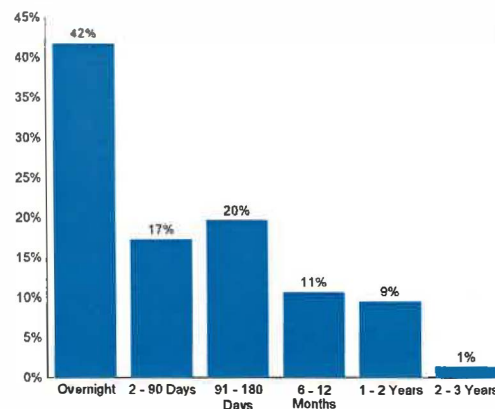
Allocation by Security Type



Allocation by Issuer

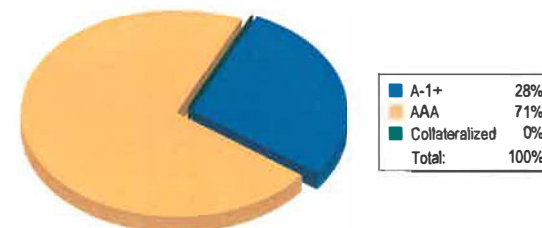


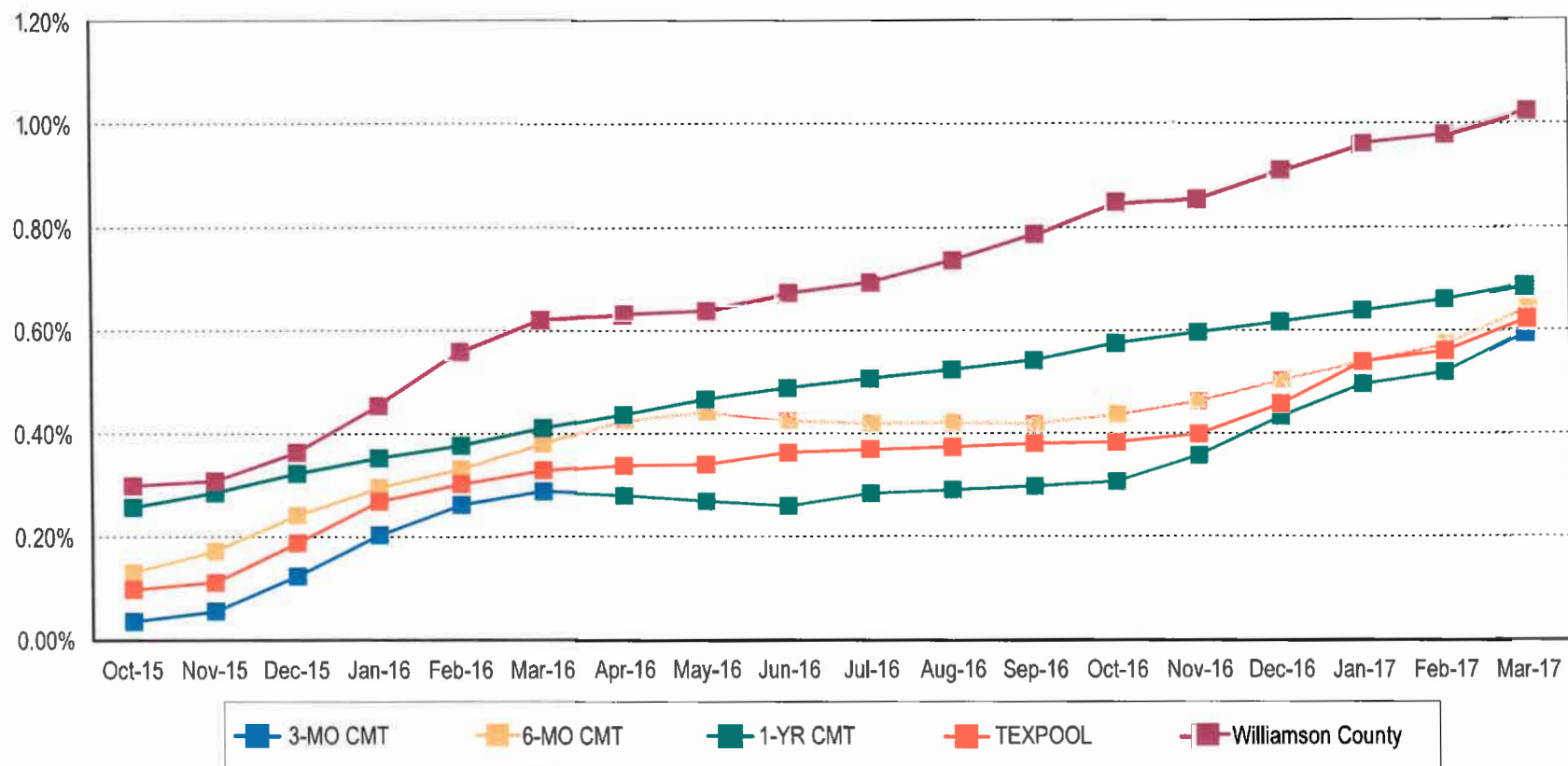
Maturity Distribution %



Weighted Average Days to Maturity: 119

Credit Quality





Note 1: CMT stands for Constant Maturity Treasury. This data is published in Federal Reserve Statistical Release H.15 and represents an average of all actively traded Treasury securities having that time remaining until maturity. This is a standard industry benchmark for Treasury securities. The CMT benchmarks are moving averages. The 3-month CMT is the daily average for the previous 3 months, the 6-month CMT is the daily average for the previous 6 months, and the 1-year and 2-year CMT's are the daily averages for the previous 12-months.

Note 2: Benchmark data for TexPool is the monthly average yield.

CUSIP	Settle Date	Sec. Type	Sec. Description	CPN	Mty Date	Next Call	Call Type	Par Value	Purch Price	Orig Cost	Book Value	Mkt Price	Market Value	Days to Mty	Days to Call	YTM	YTW
2013 Park Bond																	
LOGIC		LGIP	LOGIC					12,940,464.21	100.000	12,940,464.21	12,940,464.21	100.000	12,940,464.21	1		1.009	1.009
46640PT94	09/14/16	CP - DISC	J.P.MorganSec		06/09/17			10,000,000.00	99.159	9,915,877.78	9,978,341.70	99.813	9,981,280.00	70		1.140	1.140
46640PW17	12/09/16	CP - DISC	J.P.MorganSec		09/01/17			5,000,000.00	99.017	4,950,863.89	4,971,737.50	99.506	4,975,315.00	154		1.343	1.343
Total for 2013 Park Bond								27,940,464.21	99.524	27,807,205.88	27,890,543.41	99.845	27,897,059.21	53		1.115	1.115
2013 Road Bond																	
LOGIC		LGIP	LOGIC					22,683,561.69	100.000	22,683,561.69	22,683,561.69	100.000	22,683,561.69	1		1.009	1.009
89233GRB4	07/15/16	CP - DISC	Toyota Mtr Cr		04/11/17			8,000,000.00	99.213	7,937,000.00	7,997,666.64	99.975	7,997,992.00	11		1.058	1.058
3135GQJ42	02/22/16	AGCY BULET	FNMA	1.125	04/27/17			7,000,000.00	100.509	7,035,651.00	7,002,187.08	100.025	7,001,743.00	27		0.691	0.691
46640PS95	11/10/16	CP - DISC	J.P.Morgan Sec		05/09/17			4,500,000.00	99.480	4,476,600.00	4,495,059.99	99.902	4,495,590.00	39		1.045	1.045
3130ASEP0	03/03/16	AGCY BULET	FHLB	0.625	05/30/17			7,000,000.00	99.762	6,983,340.00	6,997,795.84	99.973	6,998,082.00	60		0.818	0.818
313379FW4	02/18/16	AGCY BULET	FHLB	1.000	06/09/17			2,560,000.00	100.332	2,568,499.20	2,561,231.56	100.030	2,560,768.00	70		0.744	0.744
46640PTC7	12/15/16	CP - DISC	J.P.Morgan Sec		06/12/17			3,000,000.00	99.423	2,982,696.67	2,993,040.00	99.803	2,994,099.00	73		1.167	1.167
3133EEX62	02/18/16	AGCY BULET	FFCB	0.800	06/16/17			4,500,000.00	100.060	4,502,700.00	4,500,426.15	99.990	4,499,536.50	77		0.754	0.754
46640PTL7	09/26/16	CP - DISC	J.P.Morgan Sec		06/20/17			5,000,000.00	99.162	4,958,095.83	4,987,444.45	99.778	4,988,875.00	81		1.140	1.140
3133EFK30	03/10/16	AGCY BULET	FFCB	0.770	07/07/17			7,000,000.00	99.882	6,991,726.00	6,998,326.51	99.942	6,995,961.00	98		0.860	0.860
89233GU79	10/11/16	CP - DISC	Toyota Mtr Cr		07/07/17			9,000,000.00	99.051	8,914,592.50	8,969,202.54	99.711	8,973,981.00	98		1.282	1.282
3137EADJ5	03/10/16	AGCY BULET	FHLMC	1.000	07/28/17			2,000,000.00	100.173	2,003,450.00	2,000,814.58	100.036	2,000,716.00	119		0.874	0.874
48306AVF1	03/22/17	CP - DISC	Kaiser Foundation Hospital		08/15/17			4,000,000.00	99.517	3,980,695.56	3,982,017.76	99.574	3,982,952.00	137		1.196	1.196
89233GVX1	12/05/16	CP - DISC	Toyota Mtr Cr		08/31/17			4,000,000.00	99.073	3,962,937.78	3,979,057.76	99.499	3,979,940.00	153		1.252	1.252
46640PW17	12/09/16	CP - DISC	J.P.Morgan Sec		09/01/17			5,000,000.00	99.017	4,950,863.89	4,971,737.50	99.506	4,975,315.00	154		1.343	1.343
92181NW11	03/15/17	CP - DISC	Vanderbilt Univ		09/01/17			7,000,000.00	99.433	6,960,333.33	6,964,300.00	99.491	6,964,363.00	154		1.207	1.207
3134G3J68	03/03/16	AGCY BULET	FHLMC	0.900	09/18/17			4,000,000.00	99.992	3,999,680.00	3,999,904.20	100.017	4,000,680.00	171		0.905	0.905
46640PZ14	03/07/17	CP - DISC	J.P.Morgan Sec		12/01/17			5,000,000.00	98.954	4,947,694.44	4,952,555.55	99.000	4,949,980.00	245		1.415	1.415
742651DK5	10/04/16	AGCY BULET	PEFCO	2.250	12/15/17			5,955,000.00	101.701	6,056,294.55	6,014,813.93	100.744	5,999,299.25	259		0.819	0.819
89233GZF6	03/24/17	CP - DISC	Toyota Mtr Cr		12/15/17			4,000,000.00	98.995	3,959,804.44	3,961,013.32	99.022	3,960,864.00	259		1.374	1.374
91282UR9	03/09/17	TREAS NOTE	U.S. Treasury	0.750	02/28/18			6,000,000.00	99.652	5,979,140.63	5,980,473.54	99.707	5,982,420.00	334		1.109	1.109
3133EG3A1	01/31/17	AGCY BULET	FFCB	1.040	04/04/18			9,000,000.00	100.058	9,005,256.00	9,004,502.07	99.938	8,994,438.00	369		0.990	0.990
313379DT3	02/13/17	AGCY BULET	FHLB	1.250	06/08/18			9,000,000.00	100.300	9,027,000.00	9,024,295.86	100.083	9,007,470.00	434		1.020	1.020
Total for 2013 Road Bond								145,198,561.69	99.774	144,867,613.51	145,021,428.52	99.857	144,988,626.44	142		1.041	1.041

CUSIP	Settle Date	Sec. Type	Sec. Description	CPN	Mty Date	Next Call	Call Type	Par Value	Purch Price	Orig Cost	Book Value	Mkt Price	Market Value	Days to Mty	Days to Call	YTM	YTW
2015 CO BONDS																	
LOGIC		LGIP	LOGIC					40,579,655.79	100.000	40,579,655.79	40,579,655.79	100.000	40,579,655.79	1		1.009	1.009
46640PTC7	12/15/16	CP - DISC	J.P.Morgan Sec		06/12/17			3,000,000.00	99.423	2,982,696.67	2,993,040.00	99.803	2,994,099.00	73		1.167	1.167
46640PZN6	03/31/17	CP - DISC	J.P.Morgan Sec		12/22/17			8,000,000.00	98.921	7,913,697.78	7,914,022.24	98.951	7,916,064.00	266		1.476	1.476
3133EG3A1	01/31/17	AGCY BULET	FFCB	1.040	04/04/18			6,000,000.00	100.058	6,003,504.00	6,003,001.38	99.938	5,996,292.00	369		0.990	0.990
Total for 2015 CO BONDS								57,579,655.79	99.828	57,479,554.24	57,489,719.41	99.839	57,486,110.79	80		1.079	1.079
Combination Tax & Rev Series 2006 CO																	
TEXPRIME		LGIP	TexPool Prime					221,955.48	100.000	221,955.48	221,955.48	100.000	221,955.48	1		0.967	0.967
Total for Combination Tax & Rev Series 2006 CO								221,955.48	100.000	221,955.48	221,955.48	100.000	221,955.48	1		0.967	0.967
Conservation Fund																	
3130A8PK3	02/06/17	AGCY BULET	FHLB	0.625	09/07/18			1,500,000.00	99.325	1,489,875.00	1,490,898.84	99.233	1,488,495.00	494		1.079	1.079
Total for Conservation Fund								1,500,000.00	99.325	1,489,875.00	1,490,898.84	99.233	1,488,495.00	494		1.079	1.079
County Benefits Program																	
TEXPRIME		LGIP	TexPool Prime					3,210,235.85	100.000	3,210,235.85	3,210,235.85	100.000	3,210,235.85	1		0.967	0.967
Total for County Benefits Program								3,210,235.85	100.000	3,210,235.85	3,210,235.85	100.000	3,210,235.85	1		0.967	0.967
Debt Service Fund																	
TEXPOOL		LGIP	TexPool					517,587.01	100.000	517,587.01	517,587.01	100.000	517,587.01	1		0.622	0.622
TEXPRIME		LGIP	TexPoolPrime					26,136,680.10	100.000	26,136,680.10	26,136,680.10	100.000	26,136,680.10	1		0.967	0.967
Total for Debt Service Fund								26,654,267.11	100.000	26,654,267.11	26,654,267.11	100.000	26,654,267.11	1		0.960	0.960

CUSIP	Settle Date	Sec. Type	Sec. Description	CPN	Mty Date	Next Call	Call Type	Par Value	Purch Price	Orig Cost	Book Value	Mkt Price	Market Value	Days to Mty	Days to Call	YTM	YTW
Future Environmental Liability																	
TEXPRIME		LGIP	TexPool Prime					25,103.66	100.000	25,103.66	25,103.66	100.000	25,103.66	1		0.967	0.967
46640PZ14	03/08/17	CP - DISC	J.P.Morgan Sec		12/01/17			1,500,000.00	98.958	1,484,366.67	1,485,766.67	99.000	1,484,994.00	245		1.415	1.415
Total for Future Environmental Liability								1,525,103.66	98.975	1,509,470.33	1,510,870.33	99.016	1,510,097.66	241		1.407	1.407
General Fund																	
LOGIC		LGIP	LOGIC					49,807,486.66	100.000	49,807,486.66	49,807,486.66	100.000	49,807,486.66	1		1.009	1.009
TEXPOOL		LGIP	TexPool					862.12	100.000	862.12	862.12	100.000	862.12	1		0.622	0.622
TEXPRIME		LGIP	TexPool Prime					13,850,565.53	100.000	13,850,565.53	13,850,565.53	100.000	13,850,565.53	1		0.967	0.967
WF-CASH		BANK DEP	Wells Fargo					643,984.38	100.000	643,984.38	643,984.38	100.000	643,984.38	1		0.000	0.000
3133EFKR7	10/30/15	AGCY BULET	FFCB	0.500	04/21/17			5,000,000.00	99.899	4,994,935.00	4,999,808.75	99.994	4,999,675.00	21		0.569	0.569
66844CTE4	02/15/17	CP - DISC	Northwestern Univ		06/14/17			5,000,000.00	99.679	4,983,968.06	4,990,030.55	99.781	4,989,065.00	75		0.973	0.973
74081JTU9	02/27/17	CP - DISC	Harvard Univ		06/28/17			2,000,000.00	99.681	1,993,613.89	1,995,355.56	99.740	1,994,808.00	89		0.953	0.953
912828XP0	11/12/15	TREAS NOTE	U.S. Treasury	0.625	07/31/17			5,000,000.00	99.715	4,985,742.19	4,997,213.15	99.930	4,996,480.00	122		0.792	0.792
89233GVQ6	12/22/16	CP - DISC	Toyota Mtr Cr		08/24/17			10,000,000.00	99.143	9,914,250.00	9,949,250.00	99.526	9,952,630.00	146		1.271	1.271
3133EFEU7	08/31/16	AGCY BULET	FFCB	0.780	08/28/17			3,000,000.00	100.080	3,002,400.00	3,001,097.10	99.979	2,999,361.00	150		0.699	0.699
92181NW11	03/15/17	CP - DISC	Vanderbilt Univ		09/01/17			7,000,000.00	99.433	6,960,333.33	6,964,300.00	99.491	6,964,363.00	154		1.207	1.207
46640PWB5	12/16/16	CP - DISC	J.P.Morgan Sec		09/11/17			8,000,000.00	98.954	7,916,311.11	7,949,288.88	99.465	7,957,176.00	164		1.415	1.415
36164JWS9	02/27/17	CP - DISC	GE Capital Treasury		09/26/17			7,000,000.00	99.355	6,954,869.44	6,961,927.77	99.374	6,956,145.00	179		1.107	1.107
46640PX24	01/06/17	CP - DISC	J.P.Morgan Sec		10/02/17			3,000,000.00	98.954	2,968,616.67	2,978,533.32	99.296	2,978,880.00	185		1.415	1.415
89233GX35	01/06/17	CP - DISC	Toyota Mtr Cr		10/03/17			8,000,000.00	99.018	7,921,400.00	7,946,144.48	99.349	7,947,920.00	186		1.323	1.323
3134G7V99	10/29/15	AGCY CALL	FHLMC	0.830	10/27/17	04/27/17	QRTLY	5,000,000.00	100.000	5,000,000.00	5,000,000.00	99.945	4,997,230.00	210	27	0.830	0.830
313378A43	10/29/15	AGCY BULET	FHLB	1.375	03/09/18			5,000,000.00	101.332	5,066,617.00	5,026,643.80	100.227	5,011,335.00	343		0.804	0.804
3134G7M73	09/30/15	AGCY CALL	FHLMC	1.000	03/30/18	06/30/17	QRTLY	5,000,000.00	100.000	5,000,000.00	5,000,000.00	99.558	4,977,890.00	364	91	1.000	1.000
8827234A4	11/02/16	MUNICIPAL	TX Trans Comm Hwy Impt GO	5.000	04/01/18			2,000,000.00	105.775	2,115,500.00	2,081,827.10	104.048	2,080,960.00	366		0.882	0.882
3134G9JD0	05/17/16	AGCY CALL	FHLMC	1.000	05/11/18	05/11/17	QRTLY	5,000,000.00	100.000	5,000,000.00	5,000,000.00	99.774	4,988,675.00	406	41	1.000	1.000
3134G9NM5	06/28/16	AGCY CALL	FHLMC	1.150	09/28/18	06/28/17	QRTLY	5,500,000.00	100.000	5,500,000.00	5,500,000.00	99.709	5,483,967.50	546	89	1.150	1.150
23542JBD6	07/07/16	MUNICIPAL	Dallas Wtrwks & Swr	0.985	10/01/18			5,000,000.00	100.000	5,000,000.00	5,000,000.00	99.213	4,960,650.00	549		0.985	0.985
3133EFLY1	10/29/15	AGCY BULET	FFCB	0.930	10/29/18			5,000,000.00	99.874	4,993,680.00	4,996,653.55	99.575	4,978,770.00	577		0.973	0.973
742651DG4	02/17/17	AGCY BULET	PEFCO	4.375	03/15/19			2,000,000.00	106.019	2,120,380.00	2,113,407.66	105.710	2,114,194.00	714		1.424	1.424
3133EGZK4	10/31/16	AGCY CALL	FFCB	1.070	04/24/19	Anytime	CONT	7,000,000.00	99.841	6,988,870.00	6,990,722.83	99.239	6,946,730.00	754	5	1.135	1.135
Total for General Fund								173,802,898.69	99.940	173,684,385.38	173,745,103.19	99.878	173,579,803.19	182		1.042	1.042

CUSIP	Settle Date	Sec. Type	Sec. Description	CPN	Mty Date	Next Call	Call Type	Par Value	Purch Price	Orig Cost	Book Value	Mkt Price	Market Value	Days to Mty	Days to Call	YTM	YTW
Pass Toll Series 2009																	
TEXPRIME		LGIP	TexPool Prime					410,126.31	100.000	410,126.31	410,126.31	100.000	410,126.31	1		0.967	0.967
Total for Pass Toll Series 2009								410,126.31	100.000	410,126.31	410,126.31	100.000	410,126.31	1		0.967	0.967
Passthrough Toll Reimb																	
LOGIC		LGIP	LOGIC					10,794,132.88	100.000	10,794,132.88	10,794,132.88	100.000	10,794,132.88	1		1.009	1.009
3130A7YB5	05/04/16	AGCY BULET	FHLB	0.625	05/04/17			4,800,000.00	99.972	4,798,665.60	4,799,877.50	99.997	4,799,870.40	34		0.653	0.653
313379FW4	12/22/15	AGCY BULET	FHLB	1.000	06/09/17			7,000,000.00	100.055	7,003,850.00	7,000,499.80	100.030	7,002,100.00	70		0.962	0.962
313380EC7	06/20/16	AGCY BULET	FHLB	0.750	09/08/17			8,615,000.00	100.081	8,621,978.15	8,617,512.31	99.909	8,607,186.20	161		0.683	0.683
3133EDVU3	06/20/16	AGCY BULET	FFCB	1.125	09/22/17			3,597,000.00	100.546	3,616,639.62	3,604,452.59	100.101	3,600,622.18	175		0.687	0.687
Total for Passthrough Toll Reimb								34,806,132.88	100.084	34,835,266.25	34,816,475.08	99.994	34,803,911.66	77		0.836	0.836
Pearson Place Debt Service Fund																	
LOGIC		LGIP	LOGIC					1,075,997.91	100.000	1,075,997.91	1,075,997.91	100.000	1,075,997.91	1		1.009	1.009
Total for Pearson Place Debt Service Fund								1,075,997.91	100.000	1,075,997.91	1,075,997.91	100.000	1,075,997.91	1		1.009	1.009
Pooled Funds																	
TEXPOOL		LGIP	TexPool					10,265,246.69	100.000	10,265,246.69	10,265,246.69	100.000	10,265,246.69	1		0.622	0.622
TEXPRIME		LGIP	TexPool Prime					9,266,382.07	100.000	9,266,382.07	9,266,382.07	100.000	9,266,382.07	1		0.967	0.967
Total for Pooled Funds								19,531,628.76	100.000	19,531,628.76	19,531,628.76	100.000	19,531,628.76	1		0.786	0.786

CUSIP	Settle Date	Sec. Type	Sec. Description	CPN	Mty Date	Next Call	Call Type	Par Value	Purch Price	Orig Cost	Book Value	Mkt Price	Market Value	Days to Mty	Days to Call	YTM	YTW
Road and Bridge General																	
TEXPOOL		LGIP	TexPool					24,655.66	100.000	24,655.66	24,655.66	100.000	24,655.66	1		0.622	0.622
TEXPRIME		LGIP	TexPool Prime					11,486,844.29	100.000	11,486,844.29	11,486,844.29	100.000	11,486,844.29	1		0.967	0.967
48306AR33	11/21/16	CP - DISC	Kaiser Foundation Hospital		04/03/17			5,000,000.00	99.645	4,982,266.67	4,999,733.35	99.992	4,999,590.00	3		0.963	0.963
89233GSS6	09/02/16	CP - DISC	Toyota Mtr Cr		05/26/17			3,000,000.00	99.128	2,973,843.33	2,994,591.66	99.844	2,995,314.00	56		1.190	1.190
313379FW4	12/22/15	AGCY BULET	FHLB	1.000	06/09/17			3,000,000.00	100.055	3,001,650.00	3,000,214.20	100.030	3,000,900.00	70		0.962	0.962
89233GUR5	10/28/16	CP - DISC	Toyota Mtr Cr		07/25/17			5,000,000.00	99.093	4,954,625.00	4,980,673.60	99.644	4,982,195.00	116		1.221	1.221
Total for Road and Bridge General								27,511,499.95	99.682	27,423,884.95	27,486,712.76	99.920	27,489,498.95	36		1.036	1.036
Tobacco Funds																	
TEXPOOL		LGIP	TexPool					8,476.70	100.000	8,476.70	8,476.70	100.000	8,476.70	1		0.622	0.622
TEXPRIME		LGIP	TexPool Prime					1,242,967.40	100.000	1,242,967.40	1,242,967.40	100.000	1,242,967.40	1		0.967	0.967
46640PSQ7	09/02/16	CP - DISC	J.P.Morgan Sec		05/24/17			2,000,000.00	99.237	1,984,746.67	1,996,937.78	99.860	1,997,210.00	54		1.048	1.048
Total for Tobacco Funds								3,251,444.10	99.531	3,236,190.77	3,248,381.88	99.914	3,248,654.10	34		1.016	1.016
Unlimited Tax Road Bonds - Series 2007																	
TEXPRIME		LGIP	TexPool Prime					5,881,623.49	100.000	5,881,623.49	5,881,623.49	100.000	5,881,623.49	1		0.967	0.967
Total for Unlimited Tax Road Bonds - Series 2007								5,881,623.49	100.000	5,881,623.49	5,881,623.49	100.000	5,881,623.49	1		0.967	0.967
Total for Williamson County								530,101,595.88	99.856	529,319,281.22	529,685,968.33	99.885	529,478,091.91	119		1.022	1.022

CUSIP	Security Type	Security Description	12/31/16 Book Value	Cost of Purchases	Maturities / Calls / Sales	Amortization / Accretion	Realized Gain/(Loss)	03/31/17 Book Value	12/31/16 Market Value	03/31/17 Market Value	Change in Mkt Value
2007 Park Limited -06											
TEXPRIME	LGIP	TexPool Prime	0.00	0.00	0.00	0.00	0.00	0.00	0.00	0.00	0.00
Total for 2007 Park Limited -06			0.00	0.00	0.00	0.00	0.00	0.00	0.00	0.00	0.00
2008 TAN-COMPASS											
TEXPOOL	LGIP	TexPool	0.00	0.00	0.00	0.00	0.00	0.00	0.00	0.00	0.00
TEXPRIME	LGIP	TexPool Prime	0.00	0.00	0.00	0.00	0.00	0.00	0.00	0.00	0.00
Total for 2008 TAN-COMPASS			0.00	0.00	0.00	0.00	0.00	0.00	0.00	0.00	0.00
2013 Park Bond											
LOGIC	LGIP	LOGIC	13,323,801.41	0.00	(383,337.20)	0.00	0.00	12,940,464.21	13,323,801.41	12,940,464.21	(383,337.20)
46640PT94	CP - DISC	J.P.Morgan Sec 0.000 06/09/17	9,950,091.70	0.00	0.00	28,250.00	0.00	9,978,341.70	9,947,050.00	9,981,280.00	34,230.00
46640PW17	CP - DISC	J.P.Morgan Sec 0.000 09/01/17	4,955,112.50	0.00	0.00	16,625.00	0.00	4,971,737.50	4,952,555.00	4,975,315.00	22,760.00
Total for 2013 Park Bond			28,229,005.61	0.00	(383,337.20)	44,875.00	0.00	27,890,543.41	28,223,406.41	27,897,059.21	(326,347.20)

CUSIP	Security Type	Security Description	12/31/16 Book Value	Cost of Purchases	Maturities / Calls / Sales	Amortization / Accretion	Realized Gain/(Loss)	03/31/17 Book Value	12/31/16 Market Value	03/31/17 Market Value	Change in Mkt Value
2013 Road Bond											
LOGIC	LGIP	LOGIC	18,995,789.09	6,579,010.79	(2,891,238.19)	0.00	0.00	22,683,561.69	18,995,789.09	22,683,561.69	3,687,772.60
912828SC5	TREAS NOTE	U.S. Treasury 0.875 01/31/17	9,002,174.13	0.00	(9,000,000.00)	(2,174.13)	0.00	0.00	9,003,582.00	0.00	(9,003,582.00)
3130A4AQ5	AGCY BULET	FHLB 0.750 02/13/17	9,001,154.70	0.00	(9,000,000.00)	(1,154.70)	0.00	0.00	9,002,241.00	0.00	(9,002,241.00)
48306AQ75	CP - DISC	Kaiser Foundation Hospital 0.000 03/07/17	15,068,378.65	0.00	(15,097,000.00)	28,621.35	0.00	0.00	15,069,749.92	0.00	(15,069,749.92)
3137EADC0	AGCY BULET	FHLMC 1.000 03/08/17	6,003,995.58	0.00	(6,000,000.00)	(3,995.58)	0.00	0.00	6,004,806.00	0.00	(6,004,806.00)
48306AQF7	CP - DISC	Kaiser Foundation Hospital 0.000 03/15/17	7,076,180.87	0.00	(7,092,000.00)	15,819.13	0.00	0.00	7,076,489.80	0.00	(7,076,489.80)
89233GQQ2	CP - DISC	Toyota Mtr Cr 0.000 03/24/17	7,983,053.36	0.00	(8,000,000.00)	16,946.64	0.00	0.00	7,984,488.00	0.00	(7,984,488.00)
89233GRB4	CP - DISC	Toyota Mtr Cr 0.000 04/11/17	7,976,666.64	0.00	0.00	21,000.00	0.00	7,997,666.64	7,979,920.00	7,997,992.00	18,072.00
3135G0JA2	AGCY BULET	FNMA 1.125 04/27/17	7,009,757.72	0.00	0.00	(7,570.64)	0.00	7,002,187.08	7,010,549.00	7,001,743.00	(8,806.00)
46640PS95	CP - DISC	J.P.Morgan Sec 0.000 05/09/17	4,483,359.99	0.00	0.00	11,700.00	0.00	4,495,059.99	4,481,181.00	4,495,590.00	14,409.00
3130A5EP0	AGCY BULET	FHLB 0.625 05/30/17	6,994,433.60	0.00	0.00	3,362.24	0.00	6,997,795.84	6,997,018.00	6,998,082.00	1,064.00
313379FW4	AGCY BULET	FHLB 1.000 06/09/17	2,562,861.57	0.00	0.00	(1,630.01)	0.00	2,561,231.56	2,563,458.56	2,560,768.00	(2,690.56)
46640PTC7	CP - DISC	J.P.Morgan Sec 0.000 06/12/17	2,984,340.00	0.00	0.00	8,700.00	0.00	2,993,040.00	2,982,342.00	2,994,099.00	11,757.00
3133EE62	AGCY BULET	FFCB 0.800 06/16/17	4,500,937.58	0.00	0.00	(511.43)	0.00	4,500,426.15	4,501,345.50	4,499,536.50	(1,809.00)
46640PTL7	CP - DISC	J.P.Morgan Sec 0.000 06/20/17	4,973,319.45	0.00	0.00	14,125.00	0.00	4,987,444.45	4,971,500.00	4,988,875.00	17,375.00
3133EFK30	AGCY BULET	FFCB 0.770 07/07/17	6,996,758.02	0.00	0.00	1,568.49	0.00	6,998,326.51	6,997,207.00	6,995,961.00	(1,246.00)
89233GU79	CP - DISC	Toyota Mtr Cr 0.000 07/07/17	8,940,627.54	0.00	0.00	28,575.00	0.00	8,969,202.54	8,945,424.00	8,973,981.00	28,557.00
3137EADJ5	AGCY BULET	FHLMC 1.000 07/28/17	2,001,440.38	0.00	0.00	(625.80)	0.00	2,000,814.58	2,003,108.00	2,000,716.00	(2,392.00)
48306AVF1	CP - DISC	Kaiser Foundation Hospital 0.000 08/15/17	0.00	3,980,695.56	0.00	1,322.20	0.00	3,982,017.76	0.00	3,982,952.00	3,982,952.00
89233GVX1	CP - DISC	Toyota Mtr Cr 0.000 08/31/17	3,966,657.76	0.00	0.00	12,400.00	0.00	3,979,057.76	3,964,632.00	3,979,940.00	15,308.00
46640PW17	CP - DISC	J.P.Morgan Sec 0.000 09/01/17	4,955,112.50	0.00	0.00	16,625.00	0.00	4,971,737.50	4,952,555.00	4,975,315.00	22,760.00
92181NW11	CP - DISC	Vanderbilt Univ 0.000 09/01/17	0.00	6,960,333.33	0.00	3,966.67	0.00	6,964,300.00	0.00	6,964,363.00	6,964,363.00
3134G3J68	AGCY BULET	FHLMC 0.900 09/18/17	3,999,852.76	0.00	0.00	51.44	0.00	3,999,904.20	4,002,388.00	4,000,680.00	(1,708.00)
46640PZ14	CP - DISC	J.P.Morgan Sec 0.000 12/01/17	0.00	4,947,694.44	0.00	4,861.11	0.00	4,952,555.55	0.00	4,949,980.00	4,949,980.00
742651DK5	AGCY BULET	PEFCO 2.250 12/15/17	6,035,946.49	0.00	0.00	(21,132.56)	0.00	6,014,813.93	6,021,928.25	5,999,299.25	(22,629.00)
89233GZF6	CP - DISC	Toyota Mtr Cr 0.000 12/15/17	0.00	3,969,804.44	0.00	1,208.88	0.00	3,961,013.32	0.00	3,960,864.00	3,960,864.00
912828UR9	TREAS NOTE	U.S. Treasury 0.750 02/28/18	0.00	5,979,140.63	0.00	1,332.91	0.00	5,980,473.54	0.00	5,982,420.00	5,982,420.00
3133EG3A1	AGCY BULET	FFCB 1.040 04/04/18	0.00	9,005,256.00	0.00	(753.93)	0.00	9,004,502.07	0.00	8,994,438.00	8,994,438.00
313379DT3	AGCY BULET	FHLB 1.250 06/08/18	0.00	9,027,000.00	0.00	(2,704.14)	0.00	9,024,295.86	0.00	9,007,470.00	9,007,470.00
Total for 2013 Road Bond			151,512,798.38	50,438,935.19	(57,080,238.19)	149,933.14	0.00	145,021,428.52	151,511,702.12	144,988,626.44	(6,523,075.68)

CUSIP	Security Type	Security Description	12/31/16 Book Value	Cost of Purchases	Maturities / Calls / Sales	Amortization / Accretion	Realized Gain/(Loss)	03/31/17 Book Value	12/31/16 Market Value	03/31/17 Market Value	Change in Mkt Value
2015 CO BONDS											
LOGIC	LGIP	LOGIC	24,720,682.72	16,341,245.33	(482,272.26)	0.00	0.00	40,579,655.79	24,720,682.72	40,579,655.79	15,858,973.07
3130A7T62	AGCY BULET	FHLB 0.550 01/18/17	5,999,944.38	0.00	(6,000,000.00)	55.62	0.00	0.00	5,999,952.00	0.00	(5,999,952.00)
742651DN9	AGCY BULET	PEFCO 1.375 02/15/17	3,027,588.25	0.00	(3,025,000.00)	(2,588.25)	0.00	0.00	3,027,843.50	0.00	(3,027,843.50)
48306AQF7	CP - DISC	Kaiser Foundation Hospital 0.000 03/15/17	7,982,155.52	0.00	(8,000,000.00)	17,844.48	0.00	0.00	7,982,504.00	0.00	(7,982,504.00)
3130A7N84	AGCY BULET	FHLB 0.625 03/29/17	5,999,042.40	0.00	(6,000,000.00)	957.60	0.00	0.00	6,001,344.00	0.00	(6,001,344.00)
48306AQW0	CP - DISC	Kaiser Foundation Hospital 0.000 03/30/17	8,976,899.97	0.00	(9,000,000.00)	23,100.03	0.00	0.00	8,973,000.00	0.00	(8,973,000.00)
46640PTC7	CP - DISC	J.P.Morgan Sec 0.000 06/12/17	2,984,340.00	0.00	0.00	8,700.00	0.00	2,993,040.00	2,982,342.00	2,994,099.00	11,757.00
46640PZN6	CP - DISC	J.P.Morgan Sec 0.000 12/22/17	0.00	7,913,697.78	0.00	324.46	0.00	7,914,022.24	0.00	7,916,064.00	7,916,064.00
3133EG3A1	AGCY BULET	FFCB 1.040 04/04/18	0.00	6,003,504.00	0.00	(502.62)	0.00	6,003,001.38	0.00	5,996,292.00	5,996,292.00
Total for 2015 CO BONDS			59,690,653.24	30,258,447.11	(32,507,272.26)	47,891.32	0.00	57,489,719.41	59,687,668.22	57,486,110.79	(2,201,557.43)
Combination Tax & Rev Series 2006 CO											
TEXPRIME	LGIP	TexPool Prime	221,445.87	509.61	0.00	0.00	0.00	221,955.48	221,445.87	221,955.48	509.61
Total for Combination Tax & Rev Series 2006 CO			221,445.87	509.61	0.00	0.00	0.00	221,955.48	221,445.87	221,955.48	509.61
Conservation Fund											
3130A8PK3	AGCY BULET	FHLB 0.625 08/07/18	0.00	1,489,875.00	0.00	1,023.84	0.00	1,490,898.84	0.00	1,488,495.00	1,488,495.00
Total for Conservation Fund			0.00	1,489,875.00	0.00	1,023.84	0.00	1,490,898.84	0.00	1,488,495.00	1,488,495.00
County Benefits Program											
TEXPOOL	LGIP	TexPool	0.00	0.00	0.00	0.00	0.00	0.00	0.00	0.00	0.00
TEXPRIME	LGIP	TexPool Prime	3,202,864.64	7,371.21	0.00	0.00	0.00	3,210,235.85	3,202,864.64	3,210,235.85	7,371.21
Total for County Benefits Program			3,202,864.64	7,371.21	0.00	0.00	0.00	3,210,235.85	3,202,864.64	3,210,235.85	7,371.21

CUSIP	Security Type	Security Description	12/31/16 Book Value	Cost of Purchases	Maturities / Calls / Sales	Amortization / Accretion	Realized Gain/(Loss)	03/31/17 Book Value	12/31/16 Market Value	03/31/17 Market Value	Change in Mkt Value
Debt Service Fund											
TEXPOOL	LGIP	TexPool	516,855.52	731.49	0.00	0.00	0.00	517,587.01	516,855.52	517,587.01	731.49
TEXPRIME	LGIP	TexPool Prime	5,217,427.85	69,428,604.46	(48,509,352.21)	0.00	0.00	26,136,680.10	5,217,427.85	26,136,680.10	20,919,252.25
Total for Debt Service Fund			5,734,283.37	69,429,335.95	(48,509,352.21)	0.00	0.00	26,654,267.11	5,734,283.37	26,654,267.11	20,919,983.74
Future Environmental Liability											
TEXPRIME	LGIP	TexPool Prime	972,078.21	1,438.07	(948,412.62)	0.00	0.00	25,103.66	972,078.21	25,103.66	(946,974.55)
46640PZ14	CP - DISC	J.P.Morgan Sec 0.000 12/01/17	0.00	1,484,366.67	0.00	1,400.00	0.00	1,485,766.67	0.00	1,484,994.00	1,484,994.00
Total for Future Environmental Liability			972,078.21	1,485,804.74	(948,412.62)	1,400.00	0.00	1,510,870.33	972,078.21	1,510,097.66	538,019.45

CUSIP	Security Type	Security Description	12/31/16 Book Value	Cost of Purchases	Maturities / Calls / Sales	Amortization / Accretion	Realized Gain/(Loss)	03/31/17 Book Value	12/31/16 Market Value	03/31/17 Market Value	Change in Mkt Value
General Fund											
BBVA-WC	BANK DEP	BBVA Compass MM	0.00	0.00	0.00	0.00	0.00	0.00	0.00	0.00	0.00
LOGIC	LGIP	LOGIC	99,375,297.36	0.00	(49,567,810.70)	0.00	0.00	49,807,486.66	99,375,297.36	49,807,486.66	(49,567,810.70)
TEXPOOL	LGIP	TexPool	2,136.11	300.42	(1,574.41)	0.00	0.00	862.12	2,136.11	862.12	(1,273.99)
TEXPRIME	LGIP	TexPool Prime	8,185,955.74	8,302,800.25	(2,638,190.46)	0.00	0.00	13,850,565.53	8,185,955.74	13,850,565.53	5,664,609.79
USB-WC	BANK DEP	Union St Bk	0.00	0.00	0.00	0.00	0.00	0.00	0.00	0.00	0.00
WF-CASH	BANK DEP	Wells Fargo	2,768,916.99	3,260,655.05	(5,385,587.66)	0.00	0.00	643,984.38	2,768,916.99	643,984.38	(2,124,932.61)
46640PPT4	CP - DISC	J.P.Morgan Sec 0.000 02/27/17	6,987,697.50	0.00	(7,000,000.00)	12,302.50	0.00	0.00	6,992,006.00	0.00	(6,992,006.00)
3133EFKR7	AGCY BULET	FFCB 0.500 04/21/17	4,998,948.00	0.00	0.00	860.75	0.00	4,999,808.75	4,998,695.00	4,999,675.00	980.00
66844CTE4	CP - DISC	Northwestern Univ 0.000 06/14/17	0.00	4,983,968.06	0.00	6,062.49	0.00	4,990,030.55	0.00	4,989,065.00	4,989,065.00
74081JTU9	CP - DISC	Harvard Univ 0.000 06/28/17	0.00	1,993,613.89	0.00	1,741.67	0.00	1,995,355.56	0.00	1,994,808.00	1,994,808.00
912828XP0	TREAS NOTE	U.S. Treasury 0.625 07/31/17	4,995,154.20	0.00	0.00	2,058.95	0.00	4,997,213.15	4,997,825.00	4,996,480.00	(1,345.00)
89233GVQ6	CP - DISC	Toyota Mtr Cr 0.000 08/24/17	9,917,750.00	0.00	0.00	31,500.00	0.00	9,949,250.00	9,916,740.00	9,952,630.00	35,890.00
3133EFEU7	AGCY BULET	FFCB 0.780 08/28/17	3,001,671.60	0.00	0.00	(574.50)	0.00	3,001,097.10	2,998,074.00	2,999,361.00	1,287.00
92181NW11	CP - DISC	Vanderbilt Univ 0.000 09/01/17	0.00	6,960,333.33	0.00	3,966.67	0.00	6,964,300.00	0.00	6,964,363.00	6,964,363.00
46640PWB5	CP - DISC	J.P.Morgan Sec 0.000 09/11/17	7,921,288.88	0.00	0.00	28,000.00	0.00	7,949,288.88	7,920,976.00	7,957,176.00	36,200.00
36164JWS9	CP - DISC	GE Capital Treasury 0.000 09/26/17	0.00	6,954,869.44	0.00	7,058.33	0.00	6,961,927.77	0.00	6,956,145.00	6,956,145.00
46640PX24	CP - DISC	J.P.Morgan Sec 0.000 10/02/17	0.00	2,968,616.67	0.00	9,916.65	0.00	2,978,533.32	0.00	2,978,880.00	2,978,880.00
89233GX35	CP - DISC	Toyota Mtr Cr 0.000 10/03/17	0.00	7,921,400.00	0.00	24,744.48	0.00	7,946,144.48	0.00	7,947,920.00	7,947,920.00
3134G7V99	AGCY CALL	FHLMC 0.830 10/27/17	5,000,000.00	0.00	0.00	0.00	0.00	5,000,000.00	4,997,875.00	4,997,230.00	(645.00)
313378A43	AGCY BULET	FHLC 1.375 03/09/18	5,033,701.75	0.00	0.00	(7,057.95)	0.00	5,026,643.80	5,017,210.00	5,011,335.00	(5,875.00)
3134G7M73	AGCY CALL	FHLMC 1.000 03/30/18	5,000,000.00	0.00	0.00	0.00	0.00	5,000,000.00	4,977,670.00	4,977,890.00	220.00
882723A44	MUNICIPAL	TX Trans Comm Hwy Impt GO 5.000 04/01/18	2,102,166.44	0.00	0.00	(20,339.34)	0.00	2,081,827.10	2,095,680.00	2,080,960.00	(14,720.00)
3134G9JD0	AGCY CALL	FHLMC 1.000 05/11/18	5,000,000.00	0.00	0.00	0.00	0.00	5,000,000.00	4,988,345.00	4,988,675.00	330.00
3134G9NM5	AGCY CALL	FHLMC 1.150 09/28/18	5,500,000.00	0.00	0.00	0.00	0.00	5,500,000.00	5,480,926.00	5,483,967.50	3,041.50
23542JBD6	MUNICIPAL	Dallas Wtrwks & Swr 0.985 10/01/18	5,000,000.00	0.00	0.00	0.00	0.00	5,000,000.00	4,964,600.00	4,960,650.00	(3,950.00)
3133EFLY1	AGCY BULET	FFCB 0.930 10/29/18	4,996,128.20	0.00	0.00	525.35	0.00	4,996,653.55	4,965,695.00	4,978,770.00	13,075.00
742651DG4	AGCY BULET	PEFCO 4.375 03/15/19	0.00	2,120,380.00	0.00	(6,972.34)	0.00	2,113,407.66	0.00	2,114,194.00	2,114,194.00
3133EGZK4	AGCY CALL	FFCB 1.070 04/24/19	6,989,618.51	0.00	0.00	1,104.32	0.00	6,990,722.83	6,935,103.00	6,946,730.00	11,627.00
Total for General Fund			192,776,431.28	45,466,937.11	(64,593,163.23)	94,898.03	0.00	173,745,103.19	192,579,726.20	173,579,803.19	(18,999,923.01)

CUSIP	Security Type	Security Description	12/31/16 Book Value	Cost of Purchases	Maturities / Calls / Sales	Amortization / Accretion	Realized Gain/(Loss)	03/31/17 Book Value	12/31/16 Market Value	03/31/17 Market Value	Change in Mkt Value
Pass Toll Series 2009											
TEXPRIME	LGIP	TexPool Prime	380,481.32	29,644.99	0.00	0.00	0.00	410,126.31	380,481.32	410,126.31	29,644.99
Total for Pass Toll Series 2009			380,481.32	29,644.99	0.00	0.00	0.00	410,126.31	380,481.32	410,126.31	29,644.99
Passthrough Toll Reimb											
LOGIC	LGIP	LOGIC	10,715,601.80	78,531.08	0.00	0.00	0.00	10,794,132.88	10,715,601.80	10,794,132.88	78,531.08
TEXSTAR	LGIP	TexSTAR	0.00	0.00	0.00	0.00	0.00	0.00	0.00	0.00	0.00
3130A7YB5	AGCY BULET	FHLB 0.625 05/04/17	4,799,543.33	0.00	0.00	334.17	0.00	4,799,877.50	4,799,366.40	4,799,870.40	504.00
313379FW4	AGCY BULET	FHLB 1.000 06/09/17	7,001,161.30	0.00	0.00	(661.50)	0.00	7,000,499.80	7,009,457.00	7,002,100.00	(7,357.00)
313380EC7	AGCY BULET	FHLB 0.750 09/08/17	8,618,948.77	0.00	0.00	(1,436.46)	0.00	8,617,512.31	8,610,761.42	8,607,186.20	(3,575.22)
3133EDVU3	AGCY BULET	FFCB 1.125 09/22/17	3,608,362.92	0.00	0.00	(3,910.33)	0.00	3,604,452.59	3,605,262.31	3,600,622.18	(4,640.13)
Total for Passthrough Toll Reimb			34,743,618.12	78,531.08	0.00	(5,674.12)	0.00	34,816,475.08	34,740,448.93	34,803,911.66	63,462.73
Pearson Place Construction Fund											
LOGIC	LGIP	LOGIC	701,316.40	522.64	(701,839.04)	0.00	0.00	0.00	701,316.40	0.00	(701,316.40)
Total for Pearson Place Construction Fund			701,316.40	522.64	(701,839.04)	0.00	0.00	0.00	701,316.40	0.00	(701,316.40)
Pearson Place Debt Service Fund											
LOGIC	LGIP	LOGIC	332,220.49	767,071.35	(23,293.93)	0.00	0.00	1,075,997.91	332,220.49	1,075,997.91	743,777.42
Total for Pearson Place Debt Service Fund			332,220.49	767,071.35	(23,293.93)	0.00	0.00	1,075,997.91	332,220.49	1,075,997.91	743,777.42
Pooled Funds											
TEXPOOL	LGIP	TexPool	11,615,315.88	0.00	(1,350,069.19)	0.00	0.00	10,265,246.69	11,615,315.88	10,265,246.69	(1,350,069.19)
TEXPRIME	LGIP	TexPool Prime	5,180,803.11	4,085,578.96	0.00	0.00	0.00	9,266,382.07	5,180,803.11	9,266,382.07	4,085,578.96
Total for Pooled Funds			16,796,118.99	4,085,578.96	(1,350,069.19)	0.00	0.00	19,531,628.76	16,796,118.99	19,531,628.76	2,735,509.77

CUSIP	Security Type	Security Description	12/31/16 Book Value	Cost of Purchases	Maturities / Calls / Sales	Amortization / Accretion	Realized Gain/(Loss)	03/31/17 Book Value	12/31/16 Market Value	03/31/17 Market Value	Change in Mkt Value
PTT I-35											
TEXPRIME	LGIP	TexPool Prime	0.00	0.00	0.00	0.00	0.00	0.00	0.00	0.00	0.00
Total for PTT I-35			0.00	0.00	0.00	0.00	0.00	0.00	0.00	0.00	0.00
Road and Bridge General											
BBVA-WC	BANK DEP	BBVA Compass MM	0.00	0.00	0.00	0.00	0.00	0.00	0.00	0.00	0.00
TEXPOOL	LGIP	TexPool	24,620.76	34.90	0.00	0.00	0.00	24,655.66	24,620.76	24,655.66	34.90
TEXPRIME	LGIP	TexPool Prime	11,460,469.11	26,375.18	0.00	0.00	0.00	11,486,844.29	11,460,469.11	11,486,844.29	26,375.18
48306AR33	CP - DISC	Kaiser Foundation Hospital 0.000 04/03/17	4,987,733.35	0.00	0.00	12,000.00	0.00	4,999,733.35	4,984,070.00	4,999,590.00	15,520.00
89233GSS6	CP - DISC	Toyota Mtr Cr 0.000 05/26/17	2,985,741.66	0.00	0.00	8,850.00	0.00	2,994,591.66	2,987,445.00	2,995,314.00	7,869.00
313379FW4	AGCY BULET	FHLB 1.000 06/09/17	3,000,497.70	0.00	0.00	(283.50)	0.00	3,000,214.20	3,004,053.00	3,000,900.00	(3,153.00)
89233GUR5	CP - DISC	Toyota Mtr Cr 0.000 07/25/17	4,965,548.60	0.00	0.00	15,125.00	0.00	4,980,673.60	4,965,185.00	4,982,195.00	17,010.00
Total for Road and Bridge General			27,424,611.18	26,410.08	0.00	35,691.50	0.00	27,486,712.76	27,425,842.87	27,489,498.95	63,556.08
Tobacco Funds											
TEXPOOL	LGIP	TexPool	8,464.75	11.95	0.00	0.00	0.00	8,476.70	8,464.75	8,476.70	11.95
TEXPRIME	LGIP	TexPool Prime	1,762,295.32	1,906.95	(521,234.87)	0.00	0.00	1,242,967.40	1,762,295.32	1,242,967.40	(519,327.92)
46640PSQ7	CP - DISC	J.P.Morgan Sec 0.000 05/24/17	1,991,737.78	0.00	0.00	5,200.00	0.00	1,996,937.78	1,990,568.00	1,997,210.00	6,642.00
Total for Tobacco Funds			3,762,497.85	1,918.90	(521,234.87)	5,200.00	0.00	3,248,381.88	3,761,328.07	3,248,654.10	(512,673.97)
Unlimited Tax Road Bonds - Series 2007											
TEXPOOL	LGIP	TexPool	0.00	0.00	0.00	0.00	0.00	0.00	0.00	0.00	0.00
TEXPRIME	LGIP	TexPool Prime	8,020,440.46	4,823.74	(2,143,640.71)	0.00	0.00	5,881,623.49	8,020,440.46	5,881,623.49	(2,138,816.97)
Total for Unlimited Tax Road Bonds - Series 2007			8,020,440.46	4,823.74	(2,143,640.71)	0.00	0.00	5,881,623.49	8,020,440.46	5,881,623.49	(2,138,816.97)
Total for Williamson County											
Total for Williamson County			534,500,865.41	203,571,717.66	(208,761,853.45)	375,238.71	0.00	529,685,968.33	534,291,372.57	529,478,091.91	(4,813,280.66)

CUSIP	Security Type	Security Description	Beg. Accrued	Interest Earned	Interest Rec'd / Sold / Matured	Interest Purchased	Ending Accrued	Disc Accr / Prem Amort	Net Income
2007 Park Limited -06									
Total for 2007 Park Limited -06			0.00	0.00	0.00	0.00	0.00	0.00	0.00
2008 TAN-COMPASS									
Total for 2008 TAN-COMPASS			0.00	0.00	0.00	0.00	0.00	0.00	0.00
2013 Park Bond									
LOGIC	LGIP	LOGIC	0.00	31,703.04	31,703.04	0.00	0.00	0.00	31,703.04
46640PT94	CP - DISC	J.P.Morgan Sec 0.000 06/09/17	0.00	0.00	0.00	0.00	0.00	28,250.00	28,250.00
46640PW17	CP - DISC	J.P.Morgan Sec 0.000 09/01/17	0.00	0.00	0.00	0.00	0.00	16,625.00	16,625.00
Total for 2013 Park Bond			0.00	31,703.04	31,703.04	0.00	0.00	44,875.00	76,578.04

CUSIP	Security Type	Security Description	Beg. Accrued	Interest Earned	Interest Rec'd / Sold / Matured	Interest Purchased	Ending Accrued	Disc Accr / Prem Amort	Net Income
2013 Road Bond									
LOGIC	LGIP	LOGIC	0.00	47,483.32	47,483.32	0.00	0.00	0.00	47,483.32
912828SC5	TREAS NOTE	U.S. Treasury 0.875 01/31/17	32,955.16	6,419.84	39,375.00	0.00	0.00	(2,174.13)	4,245.71
3130A4AQ5	AGCY BULET	FHLB 0.750 02/13/17	25,875.00	7,875.00	33,750.00	0.00	0.00	(1,154.70)	6,720.30
48306AQ75	CP - DISC	Kaiser Foundation Hospital 0.000 03/07/17	0.00	0.00	0.00	0.00	0.00	28,621.35	28,621.35
3137EADC0	AGCY BULET	FHLMC 1.000 03/08/17	18,833.33	11,166.67	30,000.00	0.00	0.00	(3,995.58)	7,171.09
48306AQF7	CP - DISC	Kaiser Foundation Hospital 0.000 03/15/17	0.00	0.00	0.00	0.00	0.00	15,819.13	15,819.13
89233GQQ2	CP - DISC	Toyota Mtr Cr 0.000 03/24/17	0.00	0.00	0.00	0.00	0.00	16,946.64	16,946.64
89233GRB4	CP - DISC	Toyota Mtr Cr 0.000 04/11/17	0.00	0.00	0.00	0.00	0.00	21,000.00	21,000.00
3135G0JA2	AGCY BULET	FNMA 1.125 04/27/17	14,000.00	19,687.50	0.00	0.00	33,687.50	(7,570.64)	12,116.86
46640PS95	CP - DISC	J.P.Morgan Sec 0.000 05/09/17	0.00	0.00	0.00	0.00	0.00	11,700.00	11,700.00
3130A5EP0	AGCY BULET	FHLB 0.625 05/30/17	3,767.36	10,937.50	0.00	0.00	14,704.86	3,362.24	14,299.74
313379FW4	AGCY BULET	FHLB 1.000 06/09/17	1,564.44	6,400.00	0.00	0.00	7,964.44	(1,630.01)	4,769.99
46640PTC7	CP - DISC	J.P.Morgan Sec 0.000 06/12/17	0.00	0.00	0.00	0.00	0.00	8,700.00	8,700.00
3133EEEX62	AGCY BULET	FFCB 0.800 06/16/17	1,500.00	9,000.00	0.00	0.00	10,500.00	(511.43)	8,488.57
46640PTL7	CP - DISC	J.P.Morgan Sec 0.000 06/20/17	0.00	0.00	0.00	0.00	0.00	14,125.00	14,125.00
3133EFK30	AGCY BULET	FFCB 0.770 07/07/17	26,051.67	13,475.00	26,950.00	0.00	12,576.67	1,568.49	15,043.49
89233GU79	CP - DISC	Toyota Mtr Cr 0.000 07/07/17	0.00	0.00	0.00	0.00	0.00	28,575.00	28,575.00
3137EADJ5	AGCY BULET	FHLMC 1.000 07/28/17	8,500.00	5,000.00	10,000.00	0.00	3,500.00	(625.80)	4,374.20
48306AVF1	CP - DISC	Kaiser Foundation Hospital 0.000 08/15/17	0.00	0.00	0.00	0.00	0.00	1,322.20	1,322.20
89233GVX1	CP - DISC	Toyota Mtr Cr 0.000 08/31/17	0.00	0.00	0.00	0.00	0.00	12,400.00	12,400.00
46640PW17	CP - DISC	J.P.Morgan Sec 0.000 09/01/17	0.00	0.00	0.00	0.00	0.00	16,625.00	16,625.00
92181NW11	CP - DISC	Vanderbilt Univ 0.000 09/01/17	0.00	0.00	0.00	0.00	0.00	3,966.67	3,966.67
3134G3J68	AGCY BULET	FHLMC 0.900 09/18/17	10,300.00	9,000.00	18,000.00	0.00	1,300.00	51.44	9,051.44
46640PZ14	CP - DISC	J.P.Morgan Sec 0.000 12/01/17	0.00	0.00	0.00	0.00	0.00	4,861.11	4,861.11
742651DK5	AGCY BULET	PEFCO 2.250 12/15/17	5,955.00	33,496.88	0.00	0.00	39,451.88	(21,132.56)	12,364.32
89233GZF6	CP - DISC	Toyota Mtr Cr 0.000 12/15/17	0.00	0.00	0.00	0.00	0.00	1,208.88	1,208.88
912828UR9	TREAS NOTE	U.S. Treasury 0.750 02/28/18	0.00	2,812.50	0.00	(1,100.54)	3,913.04	1,332.91	4,145.41
3133EG3A1	AGCY BULET	FFCB 1.040 04/04/18	0.00	15,600.00	0.00	(7,020.00)	22,620.00	(753.93)	14,846.07
313379DT3	AGCY BULET	FHLB 1.250 06/08/18	0.00	15,000.00	0.00	(20,312.50)	35,312.50	(2,704.14)	12,295.86
Total for 2013 Road Bond			149,301.96	213,354.21	205,558.32	(28,433.04)	185,530.89	149,933.14	363,287.35

CUSIP	Security Type	Security Description	Beg. Accrued	Interest Earned	Interest Rec'd / Sold / Matured	Interest Purchased	Ending Accrued	Disc Accr / Prem Amort	Net Income
2015 CO BONDS									
LOGIC	LGIP	LOGIC	0.00	68,599.55	68,599.55	0.00	0.00	0.00	68,599.55
3130A7T62	AGCY BULET	FHLB 0.550 01/18/17	23,191.67	1,558.33	24,750.00	0.00	0.00	55.62	1,613.95
742651DN9	AGCY BULET	PEFCO 1.375 02/15/17	15,713.19	5,083.69	20,796.88	0.00	0.00	(2,588.25)	2,495.44
48306AQF7	CP - DISC	Kaiser Foundation Hospital 0.000 03/15/17	0.00	0.00	0.00	0.00	0.00	17,844.48	17,844.48
3130A7N84	AGCY BULET	FHLB 0.625 03/29/17	9,583.33	9,166.67	18,750.00	0.00	0.00	957.60	10,124.27
48306AQW0	CP - DISC	Kaiser Foundation Hospital 0.000 03/30/17	0.00	0.00	0.00	0.00	0.00	23,100.03	23,100.03
46640PTC7	CP - DISC	J.P.Morgan Sec 0.000 06/12/17	0.00	0.00	0.00	0.00	0.00	8,700.00	8,700.00
46640PZN6	CP - DISC	J.P.Morgan Sec 0.000 12/22/17	0.00	0.00	0.00	0.00	0.00	324.46	324.46
3133EG3A1	AGCY BULET	FFCB 1.040 04/04/18	0.00	10,400.00	0.00	(4,680.00)	15,080.00	(502.62)	9,897.38
Total for 2015 CO BONDS			48,488.19	94,808.24	132,896.43	(4,680.00)	15,080.00	47,891.32	142,699.56
Combination Tax & Rev Series 2006 CO									
TEXPRIME	LGIP	TexPool Prime	0.00	509.61	509.61	0.00	0.00	0.00	509.61
Total for Combination Tax & Rev Series 2006 CO			0.00	509.61	509.61	0.00	0.00	0.00	509.61
Conservation Fund									
3130A8PK3	AGCY BULET	FHLB 0.625 08/07/18	0.00	1,432.29	4,687.50	(4,661.46)	1,406.25	1,023.84	2,456.13
Total for Conservation Fund			0.00	1,432.29	4,687.50	(4,661.46)	1,406.25	1,023.84	2,456.13
County Benefits Program									
TEXPRIME	LGIP	TexPool Prime	0.00	7,371.21	7,371.21	0.00	0.00	0.00	7,371.21
Total for County Benefits Program			0.00	7,371.21	7,371.21	0.00	0.00	0.00	7,371.21
Debt Service Fund									
TEXPOOL	LGIP	TexPool	0.00	731.49	731.49	0.00	0.00	0.00	731.49
TEXPRIME	LGIP	TexPool Prime	0.00	90,195.54	90,195.54	0.00	0.00	0.00	90,195.54
Total for Debt Service Fund			0.00	90,927.03	90,927.03	0.00	0.00	0.00	90,927.03

CUSIP	Security Type	Security Description	Beg. Accrued	Interest Earned	Interest Rec'd / Sold / Matured	Interest Purchased	Ending Accrued	Disc Accr / Prem Amort	Net Income
Future Environmental Liability									
TEXPRIME	LGIP	TexPool Prime	0.00	1,627.71	1,627.71	0.00	0.00	0.00	1,627.71
46640PZ14	CP - DISC	J.P.Morgan Sec 0.000 12/01/17	0.00	0.00	0.00	0.00	0.00	1,400.00	1,400.00
Total for Future Environmental Liability			0.00	1,627.71	1,627.71	0.00	0.00	1,400.00	3,027.71
General Fund									
LOGIC	LGIP	LOGIC	0.00	173,667.33	173,667.33	0.00	0.00	0.00	173,667.33
TEXPOOL	LGIP	TexPool	0.00	2.32	2.32	0.00	0.00	0.00	2.32
TEXPRIME	LGIP	TexPool Prime	0.00	30,956.17	30,956.17	0.00	0.00	0.00	30,956.17
46640PPT4	CP - DISC	J.P.Morgan Sec 0.000 02/27/17	0.00	0.00	0.00	0.00	0.00	12,302.50	12,302.50
3133EFKR7	AGCY BULET	FFCB 0.500 04/21/17	4,861.11	6,250.00	0.00	0.00	11,111.11	860.75	7,110.75
66844CTE4	CP - DISC	Northwestern Univ 0.000 06/14/17	0.00	0.00	0.00	0.00	0.00	6,062.49	6,062.49
74081JTU9	CP - DISC	Harvard Univ 0.000 06/28/17	0.00	0.00	0.00	0.00	0.00	1,741.67	1,741.67
912828XP0	TREAS NOTE	U.S. Treasury 0.625 07/31/17	13,077.45	7,727.11	15,625.00	0.00	5,179.56	2,058.95	9,786.06
89233GVQ6	CP - DISC	Toyota Mtr Cr 0.000 08/24/17	0.00	0.00	0.00	0.00	0.00	31,500.00	31,500.00
3133EFEU7	AGCY BULET	FFCB 0.780 08/28/17	7,995.00	5,720.00	11,700.00	0.00	2,015.00	(574.50)	5,145.50
92181NW11	CP - DISC	Vanderbilt Univ 0.000 09/01/17	0.00	0.00	0.00	0.00	0.00	3,966.67	3,966.67
46640PWB5	CP - DISC	J.P.Morgan Sec 0.000 09/11/17	0.00	0.00	0.00	0.00	0.00	28,000.00	28,000.00
36164JWS9	CP - DISC	GE Capital Treasury 0.000 09/26/17	0.00	0.00	0.00	0.00	0.00	7,058.33	7,058.33
46640PX24	CP - DISC	J.P.Morgan Sec 0.000 10/02/17	0.00	0.00	0.00	0.00	0.00	9,916.65	9,916.65
89233GX35	CP - DISC	Toyota Mtr Cr 0.000 10/03/17	0.00	0.00	0.00	0.00	0.00	24,744.48	24,744.48
3134G7V99	AGCY CALL	FHLMC 0.830 10/27/17	7,377.78	10,375.00	0.00	0.00	17,752.78	0.00	10,375.00
313378A43	AGCY BULET	FHLB 1.375 03/09/18	21,388.89	17,187.50	34,375.00	0.00	4,201.39	(7,057.95)	10,129.55
3134G7M73	AGCY CALL	FHLMC 1.000 03/30/18	12,638.89	12,500.00	25,000.00	0.00	138.89	0.00	12,500.00
8827234A4	MUNICIPAL	TX Trans Comm Hwy Impt GO 5.000 04/01/18	16,388.89	25,000.00	0.00	0.00	41,388.89	(20,339.34)	4,660.66
3134G9JD0	AGCY CALL	FHLMC 1.000 05/11/18	6,944.44	12,500.00	0.00	0.00	19,444.44	0.00	12,500.00
3134G9NM5	AGCY CALL	FHLMC 1.150 09/28/18	16,339.58	15,812.50	31,625.00	0.00	527.08	0.00	15,812.50
23542JBD6	MUNICIPAL	Dallas Wtrwks & Swr 0.985 10/01/18	12,312.50	12,312.50	0.00	0.00	24,625.00	0.00	12,312.50
3133EFLY1	AGCY BULET	FFCB 0.930 10/29/18	8,008.33	11,625.00	0.00	0.00	19,633.33	525.35	12,150.35
742651DG4	AGCY BULET	PEFCO 4.375 03/15/19	0.00	10,694.45	43,750.00	(36,944.44)	3,888.89	(6,972.34)	3,722.11
3133EGZK4	AGCY CALL	FFCB 1.070 04/24/19	13,939.72	18,725.00	0.00	0.00	32,664.72	1,104.32	19,829.32
Total for General Fund			141,272.58	371,054.88	366,700.82	(36,944.44)	182,571.08	94,898.03	465,952.91

CUSIP	Security Type	Security Description	Beg. Accrued	Interest Earned	Interest Rec'd / Sold / Matured	Interest Purchased	Ending Accrued	Disc Accr / Prem Amort	Net Income
Pass Toll Series 2009									
TEXPRIME	LGIP	TexPool Prime	0.00	934.24	934.24	0.00	0.00	0.00	934.24
Total for Pass Toll Series 2009			0.00	934.24	934.24	0.00	0.00	0.00	934.24
Passthrough Toll Reimb									
LOGIC	LGIP	LOGIC	0.00	25,991.70	25,991.70	0.00	0.00	0.00	25,991.70
3130A7YB5	AGCY BULET	FHLB 0.625 05/04/17	4,750.00	7,500.00	0.00	0.00	12,250.00	334.17	7,834.17
313379FW4	AGCY BULET	FHLB 1.000 06/09/17	4,277.78	17,500.00	0.00	0.00	21,777.78	(661.50)	16,838.50
313380EC7	AGCY BULET	FHLB 0.750 09/08/17	20,281.15	16,153.12	32,306.25	0.00	4,128.02	(1,436.46)	14,716.66
3133EDVU3	AGCY BULET	FFCB 1.125 09/22/17	11,128.22	10,116.57	20,233.13	0.00	1,011.66	(3,910.33)	6,206.24
Total for Passthrough Toll Reimb			40,437.15	77,261.39	78,531.08	0.00	39,167.46	(5,674.12)	71,587.27
Pearson Place Construction Fund									
LOGIC	LGIP	LOGIC	0.00	1,096.46	1,096.46	0.00	0.00	0.00	1,096.46
Total for Pearson Place Construction Fund			0.00	1,096.46	1,096.46	0.00	0.00	0.00	1,096.46
Pearson Place Debt Service Fund									
LOGIC	LGIP	LOGIC	0.00	1,515.04	1,515.04	0.00	0.00	0.00	1,515.04
Total for Pearson Place Debt Service Fund			0.00	1,515.04	1,515.04	0.00	0.00	0.00	1,515.04
Pooled Funds									
TEXPOOL	LGIP	TexPool	0.00	14,715.42	14,715.42	0.00	0.00	0.00	14,715.42
TEXPRIME	LGIP	TexPool Prime	0.00	17,007.08	17,007.08	0.00	0.00	0.00	17,007.08
Total for Pooled Funds			0.00	31,722.50	31,722.50	0.00	0.00	0.00	31,722.50
PTT I-35									
Total for PTT I-35			0.00	0.00	0.00	0.00	0.00	0.00	0.00

CUSIP	Security Type	Security Description	Beg. Accrued	Interest Earned	Interest Rec'd / Sold / Matured	Interest Purchased	Ending Accrued	Disc Accr / Prem Amort	Net Income
Road and Bridge General									
TEXPOOL	LGIP	TexPool	0.00	34.90	34.90	0.00	0.00	0.00	34.90
TEXPRIME	LGIP	TexPool Prime	0.00	26,375.18	26,375.18	0.00	0.00	0.00	26,375.18
48306AR33	CP - DISC	Kaiser Foundation Hospital 0.000 04/03/17	0.00	0.00	0.00	0.00	0.00	12,000.00	12,000.00
89233GSS6	CP - DISC	Toyota Mtr Cr 0.000 05/26/17	0.00	0.00	0.00	0.00	0.00	8,850.00	8,850.00
313379FW4	AGCY BULET	FHLB 1.000 06/09/17	1,833.33	7,500.00	0.00	0.00	9,333.33	(283.50)	7,216.50
89233GUR5	CP - DISC	Toyota Mtr Cr 0.000 07/25/17	0.00	0.00	0.00	0.00	0.00	15,125.00	15,125.00
Total for Road and Bridge General			1,833.33	33,910.08	26,410.08	0.00	9,333.33	35,691.50	69,601.58
Tobacco Funds									
TEXPOOL	LGIP	TexPool	0.00	11.95	11.95	0.00	0.00	0.00	11.95
TEXPRIME	LGIP	TexPool Prime	0.00	2,878.83	2,878.83	0.00	0.00	0.00	2,878.83
46640PSQ7	CP - DISC	J.P.Morgan Sec 0.000 05/24/17	0.00	0.00	0.00	0.00	0.00	5,200.00	5,200.00
Total for Tobacco Funds			0.00	2,890.78	2,890.78	0.00	0.00	5,200.00	8,090.78
Unlimited Tax Road Bonds - Series 2007									
TEXPRIME	LGIP	TexPool Prime	0.00	15,298.75	15,298.75	0.00	0.00	0.00	15,298.75
Total for Unlimited Tax Road Bonds - Series 2007			0.00	15,298.75	15,298.75	0.00	0.00	0.00	15,298.75
Total for Williamson County			381,333.21	977,417.46	1,000,380.60	(74,718.94)	433,089.01	375,238.71	1,352,656.17

Trade Date	Settle Date	CUSIP	Security Type	Security Description	Coupon	Mty Date	Call Date	Par Value	Price	Principal Amount	Int Purchased / Received	Total Amount	Realized Gain / Loss	YTM	YTW
2013 Road Bond															
Maturities															
01/31/17	01/31/17	912828SC5	TREAS NOTE	U.S. Treasury	0.875	01/31/17		9,000,000.00	100.000	9,000,000.00	0.00	9,000,000.00		0.578	
02/13/17	02/13/17	3130A4AQ5	AGCY BULET	FHLB	0.750	02/13/17		9,000,000.00	100.000	9,000,000.00	0.00	9,000,000.00		0.640	
03/07/17	03/07/17	48306AQ75	CP - DISC	Kaiser Foundation Hospital		03/07/17		15,097,000.00	100.000	15,097,000.00	0.00	15,097,000.00		1.056	
03/08/17	03/08/17	3137EADC0	AGCY BULET	FHLMC	1.000	03/08/17		6,000,000.00	100.000	6,000,000.00	0.00	6,000,000.00		0.641	
03/15/17	03/15/17	48306AQF7	CP - DISC	Kaiser Foundation Hospital		03/15/17		7,092,000.00	100.000	7,092,000.00	0.00	7,092,000.00		1.106	
03/24/17	03/24/17	89233GQQ2	CP - DISC	Toyota Mtr Cr		03/24/17		8,000,000.00	100.000	8,000,000.00	0.00	8,000,000.00		0.936	
Total for: Maturities								54,189,000.00		54,189,000.00	0.00	54,189,000.00		0.851	
Purchases															
01/30/17	01/31/17	3133EG3A1	AGCY BULET	FFCB	1.040	04/04/18		9,000,000.00	100.058	9,005,256.00	7,020.00	9,012,276.00		0.990	0.990
02/09/17	02/13/17	313379DT3	AGCY BULET	FHLB	1.250	06/08/18		9,000,000.00	100.300	9,027,000.00	20,312.50	9,047,312.50		1.020	1.020
03/06/17	03/07/17	46640PZ14	CP - DISC	J.P.Morgan Sec		12/01/17		5,000,000.00	98.954	4,947,694.44	0.00	4,947,694.44		1.415	1.415
03/08/17	03/09/17	912828UR9	TREAS NOTE	U.S. Treasury	0.750	02/28/18		6,000,000.00	99.652	5,979,140.63	1,100.54	5,980,241.17		1.109	1.109
03/14/17	03/15/17	92181NW11	CP - DISC	Vanderbilt Univ		09/01/17		7,000,000.00	99.433	6,960,333.33	0.00	6,960,333.33		1.207	1.207
03/21/17	03/24/17	89233GZF6	CP - DISC	Toyota Mtr Cr		12/15/17		4,000,000.00	98.995	3,959,804.44	0.00	3,959,804.44		1.374	1.374
03/21/17	03/22/17	48306AVF1	CP - DISC	Kaiser Foundation Hospital		08/15/17		4,000,000.00	99.517	3,980,695.56	0.00	3,980,695.56		1.196	1.196
Total for: Purchases								44,000,000.00		43,859,924.40	28,433.04	43,888,357.44		1.149	1.149
Income Payments															
01/09/17	01/07/17	3133EFK30	AGCY BULET	FFCB	0.770	07/07/17				0.00	26,950.00	26,950.00			
01/29/17	01/28/17	3137EADJ5	AGCY BULET	FHLMC	1.000	07/28/17				0.00	10,000.00	10,000.00			
01/31/17	01/31/17	912828SC5	TREAS NOTE	U.S. Treasury	0.875	01/31/17				0.00	39,375.00	39,375.00			
02/13/17	02/13/17	3130A4AQ5	AGCY BULET	FHLB	0.750	02/13/17				0.00	33,750.00	33,750.00			
03/08/17	03/08/17	3137EADC0	AGCY BULET	FHLMC	1.000	03/08/17				0.00	30,000.00	30,000.00			
03/20/17	03/18/17	3134G3J68	AGCY BULET	FHLMC	0.900	09/18/17				0.00	18,000.00	18,000.00			
Total for: Income Payments										0.00	158,075.00	158,075.00			

Trade Date	Settle Date	CUSIP	Security Type	Security Description	Coupon	Mty Date	Call Date	Par Value	Price	Principal Amount	Int Purchased / Received	Total Amount	Realized Gain / Loss	YTM	YTW
2015 CO BONDS															
Maturities															
01/18/17	01/18/17	3130A7T62	AGCY BULET	FHLB	0.550	01/18/17		6,000,000.00	100.000	6,000,000.00	24,750.00	6,024,750.00		0.570	
02/15/17	02/15/17	742651DN9	AGCY BULET	PEFCO	1.375	02/15/17		3,025,000.00	100.000	3,025,000.00	0.00	3,025,000.00		0.673	
03/15/17	03/15/17	48306AQF7	CP - DISC	Kaiser Foundation Hospital		03/15/17		8,000,000.00	100.000	8,000,000.00	0.00	8,000,000.00		1.106	
03/29/17	03/29/17	3130A7N84	AGCY BULET	FHLB	0.625	03/29/17		6,000,000.00	100.000	6,000,000.00	0.00	6,000,000.00		0.691	
03/30/17	03/30/17	48306AQW0	CP - DISC	Kaiser Foundation Hospital		03/30/17		9,000,000.00	100.000	9,000,000.00	0.00	9,000,000.00		1.055	
Total for: Maturities								32,025,000.00		32,025,000.00	24,750.00	32,049,750.00		0.873	
Purchases															
01/30/17	01/31/17	3133EG3A1	AGCY BULET	FFCB	1.040	04/04/18		6,000,000.00	100.058	6,003,504.00	4,680.00	6,008,184.00		0.990	0.990
03/30/17	03/31/17	46640PZN6	CP - DISC	J.P.Morgan Sec		12/22/17		8,000,000.00	98.921	7,913,697.78	0.00	7,913,697.78		1.476	1.476
Total for: Purchases								14,000,000.00		13,917,201.78	4,680.00	13,921,881.78		1.268	1.268
Income Payments															
02/15/17	02/15/17	742651DN9	AGCY BULET	PEFCO	1.375	02/15/17				0.00	20,796.88	20,796.88			
03/29/17	03/29/17	3130A7N84	AGCY BULET	FHLB	0.625	03/29/17				0.00	18,750.00	18,750.00			
Total for: Income Payments										0.00	39,546.88	39,546.88			
Conservation Fund															
Purchases															
02/03/17	02/06/17	3130A8PK3	AGCY BULET	FHLB	0.625	08/07/18		1,500,000.00	99.325	1,489,875.00	4,661.46	1,494,536.46		1.079	1.079
Total for: Purchases								1,500,000.00		1,489,875.00	4,661.46	1,494,536.46		1.079	1.079
Income Payments															
02/07/17	02/07/17	3130A8PK3	AGCY BULET	FHLB	0.625	08/07/18				0.00	4,687.50	4,687.50			
Total for: Income Payments										0.00	4,687.50	4,687.50			

Trade Date	Settle Date	CUSIP	Security Type	Security Description	Coupon	Mty Date	Call Date	Par Value	Price	Principal Amount	Int Purchased / Received	Total Amount	Realized Gain / Loss	YTM	YTW
Future Environmental Liability															
Purchases															
03/07/17	03/08/17	46640PZ14	CP - DISC	J.P.Morgan Sec		12/01/17		1,500,000.00	98.958	1,484,366.67	0.00	1,484,366.67		1.415	1.415
Total for: Purchases								1,500,000.00		1,484,366.67	0.00	1,484,366.67		1.415	1.415
General Fund															
Maturities															
02/27/17	02/27/17	46640PPT4	CP - DISC	J.P.Morgan Sec		02/27/17		7,000,000.00	100.000	7,000,000.00	0.00	7,000,000.00		1.119	
Total for: Maturities								7,000,000.00		7,000,000.00	0.00	7,000,000.00		1.119	
Purchases															
01/05/17	01/06/17	89233GX35	CP - DISC	Toyota Mtr Cr		10/03/17		8,000,000.00	99.018	7,921,400.00	0.00	7,921,400.00		1.323	1.323
01/05/17	01/06/17	46640PX24	CP - DISC	J.P.Morgan Sec		10/02/17		3,000,000.00	98.954	2,968,616.67	0.00	2,968,616.67		1.415	1.415
02/14/17	02/15/17	66844CTE4	CP - DISC	Northwestern Univ		06/14/17		5,000,000.00	99.679	4,983,968.06	0.00	4,983,968.06		0.973	0.973
02/16/17	02/17/17	742651DG4	AGCY BULET	PEFCO	4.375	03/15/19		2,000,000.00	106.019	2,120,380.00	36,944.44	2,157,324.44		1.424	1.424
02/23/17	02/27/17	36164JWS9	CP - DISC	GE Capital Treasury		09/26/17		7,000,000.00	99.355	6,954,869.44	0.00	6,954,869.44		1.107	1.107
02/24/17	02/27/17	74081JTU9	CP - DISC	Harvard Univ		06/28/17		2,000,000.00	99.681	1,993,613.89	0.00	1,993,613.89		0.953	0.953
03/14/17	03/15/17	92181NW11	CP - DISC	Vanderbilt Univ		09/01/17		7,000,000.00	99.433	6,960,333.33	0.00	6,960,333.33		1.207	1.207
Total for: Purchases								34,000,000.00		33,903,181.39	36,944.44	33,940,125.83		1.195	1.195
Income Payments															
01/31/17	01/31/17	912828XP0	TREAS NOTE	U.S. Treasury	0.625	07/31/17				0.00	15,625.00	15,625.00			
02/28/17	02/28/17	3133EFEU7	AGCY BULET	FFCB	0.780	08/28/17				0.00	11,700.00	11,700.00			
03/09/17	03/09/17	313378A43	AGCY BULET	FHLB	1.375	03/09/18				0.00	34,375.00	34,375.00			
03/15/17	03/15/17	742651DG4	AGCY BULET	PEFCO	4.375	03/15/19				0.00	43,750.00	43,750.00			
03/28/17	03/28/17	3134G9NM5	AGCY CALL	FHLMC	1.150	09/28/18				0.00	31,625.00	31,625.00			
03/30/17	03/30/17	3134G7M73	AGCY CALL	FHLMC	1.000	03/30/18				0.00	25,000.00	25,000.00			
Total for: Income Payments										0.00	162,075.00	162,075.00			

Trade Date	Settle Date	CUSIP	Security Type	Security Description	Coupon	Mty Date	Call Date	Par Value	Price	Principal Amount	Int Purchased / Received	Total Amount	Realized Gain / Loss	YTM	YTW
Passthrough Toll Reimb															
Income Payments															
03/08/17	03/08/17	313380EC7	AGCY BULET	FHLB	0.750	09/08/17				0.00	32,306.25	32,306.25			
03/22/17	03/22/17	3133EDVU3	AGCY BULET	FFCB	1.125	09/22/17				0.00	20,233.13	20,233.13			
Total for: Income Payments										0.00	52,539.38	52,539.38			

Trade Date	Settle Date	CUSIP	Security Type	Security Description	Coupon	Mty Date	Call Date	Par Value	Price	Principal Amount	Int Purchased / Received	Total Amount	Realized Gain / Loss	YTM	YTW
------------	-------------	-------	---------------	----------------------	--------	----------	-----------	-----------	-------	------------------	--------------------------	--------------	----------------------	-----	-----

Total for All Portfolios

Transaction Type	Quantity	Total Amount	Realized G/L	YTM	YTW
Total Maturities	93,214,000.00	93,238,750.00		0.878	
Total Purchases	95,000,000.00	94,729,268.18		1.186	1.186
Total Income Payments	0.00	416,923.76			

CUSIP	Settle Date	Security Type	Security Description	Next Call Date	Purchase Qty	Orig Price	Original Cost	Amrt/Accr for Period	Total Amrt/Accr Since Purch	Remaining Disc / Prem	Book Value
2013 Park Bond											
46640PT94	09/14/16	CP - DISC	J.P.Morgan Sec 0.000 06/09/17		10,000,000.00	99.159	9,915,877.78	28,250.00	62,463.92	21,658.30	9,978,341.70
46640PW17	12/09/16	CP - DISC	J.P.Morgan Sec 0.000 09/01/17		5,000,000.00	99.017	4,950,863.89	16,625.00	20,873.61	28,262.50	4,971,737.50
Total for 2013 Park Bond					15,000,000.00		14,866,741.67	44,875.00	83,337.53	49,920.80	14,950,079.20
2013 Road Bond											
912828SC5	02/18/16	TREAS NOTE	U.S. Treasury 0.875 01/31/17		0.00	100.281	0.00	(2,174.13)	0.00	0.00	0.00
3130A4AQ5	02/09/16	AGCY BULET	FHLB 0.750 02/13/17		0.00	100.111	0.00	(1,154.70)	0.00	0.00	0.00
48306AQ75	08/11/16	CP - DISC	Kaiser Foundation Hospital 0.000 03/07/17		0.00	99.393	0.00	28,621.35	0.00	0.00	0.00
3137EADC0	02/22/16	AGCY BULET	FHLMC 1.000 03/08/17		0.00	100.373	0.00	(3,995.58)	0.00	0.00	0.00
48306AQF7	09/07/16	CP - DISC	Kaiser Foundation Hospital 0.000 03/15/17		0.00	99.423	0.00	15,819.13	0.00	0.00	0.00
89233GQQ2	06/30/16	CP - DISC	Toyota Mtr Cr 0.000 03/24/17		0.00	99.310	0.00	16,946.64	0.00	0.00	0.00
89233GRB4	07/15/16	CP - DISC	Toyota Mtr Cr 0.000 04/11/17		8,000,000.00	99.213	7,937,000.00	21,000.00	60,666.64	2,333.36	7,997,666.64
3135G0JA2	02/22/16	AGCY BULET	FNMA 1.125 04/27/17		7,000,000.00	100.509	7,035,651.00	(7,570.64)	(33,463.92)	(2,187.08)	7,002,187.08
46640PS95	11/10/16	CP - DISC	J.P.Morgan Sec 0.000 05/09/17		4,500,000.00	99.480	4,476,600.00	11,700.00	18,459.99	4,940.01	4,495,059.99
3130A5EP0	03/03/16	AGCY BULET	FHLB 0.625 05/30/17		7,000,000.00	99.762	6,983,340.00	3,362.24	14,455.84	2,204.16	6,997,795.84
313379FW4	02/18/16	AGCY BULET	FHLB 1.000 06/09/17		2,560,000.00	100.332	2,568,499.20	(1,630.01)	(7,267.64)	(1,231.56)	2,561,231.56
46640PTC7	12/15/16	CP - DISC	J.P.Morgan Sec 0.000 06/12/17		3,000,000.00	99.423	2,982,696.67	8,700.00	10,343.33	6,960.00	2,993,040.00
3133EEX62	02/18/16	AGCY BULET	FFCB 0.800 06/16/17		4,500,000.00	100.060	4,502,700.00	(511.43)	(2,273.85)	(426.15)	4,500,426.15
46640PTL7	09/26/16	CP - DISC	J.P.Morgan Sec 0.000 06/20/17		5,000,000.00	99.162	4,958,095.83	14,125.00	29,348.62	12,555.55	4,987,444.45
3133EFK30	03/10/16	AGCY BULET	FFCB 0.770 07/07/17		7,000,000.00	99.882	6,991,726.00	1,568.49	6,800.51	1,673.49	6,998,326.51
89233GU79	10/11/16	CP - DISC	Toyota Mtr Cr 0.000 07/07/17		9,000,000.00	99.051	8,914,592.50	28,575.00	54,610.04	30,797.46	8,969,202.54
3137EADJ5	03/10/16	AGCY BULET	FHLMC 1.000 07/28/17		2,000,000.00	100.173	2,003,450.00	(625.80)	(2,635.42)	(814.58)	2,000,814.58
48306AVF1	03/22/17	CP - DISC	Kaiser Foundation Hospital 0.000 08/15/17		4,000,000.00	99.517	3,980,695.56	1,322.20	1,322.20	17,982.24	3,982,017.76
89233GVX1	12/05/16	CP - DISC	Toyota Mtr Cr 0.000 08/31/17		4,000,000.00	99.073	3,962,937.78	12,400.00	16,119.98	20,942.24	3,979,057.76
46640PW17	12/09/16	CP - DISC	J.P.Morgan Sec 0.000 09/01/17		5,000,000.00	99.017	4,950,863.89	16,625.00	20,873.61	28,262.50	4,971,737.50
92181NW11	03/15/17	CP - DISC	Vanderbilt Univ 0.000 09/01/17		7,000,000.00	99.433	6,960,333.33	3,966.67	3,966.67	35,700.00	6,964,300.00
3134G3J68	03/03/16	AGCY BULET	FHLMC 0.900 09/18/17		4,000,000.00	99.992	3,999,680.00	51.44	224.20	95.80	3,999,904.20
46640PZ14	03/07/17	CP - DISC	J.P.Morgan Sec 0.000 12/01/17		5,000,000.00	98.954	4,947,694.44	4,861.11	4,861.11	47,444.45	4,952,555.55
742651DK5	10/04/16	AGCY BULET	PEFCO 2.250 12/15/17		5,955,000.00	101.701	6,056,294.55	(21,132.56)	(41,480.62)	(59,813.93)	6,014,813.93
89233GZF6	03/24/17	CP - DISC	Toyota Mtr Cr 0.000 12/15/17		4,000,000.00	98.995	3,959,804.44	1,208.88	1,208.88	38,986.68	3,961,013.32
912828UR9	03/09/17	TREAS NOTE	U.S. Treasury 0.750 02/28/18		6,000,000.00	99.652	5,979,140.63	1,332.91	1,332.91	19,526.46	5,980,473.54

CUSIP	Settle Date	Security Type	Security Description	Next Call Date	Purchase Qty	Orig Price	Original Cost	Amrt/Accr for Period	Total Amrt/Accr Since Purch	Remaining Disc / Prem	Book Value
2013 Road Bond											
3133EG3A1	01/31/17	AGCY BULET	FFCB 1.040 04/04/18		9,000,000.00	100.058	9,005,256.00	(753.93)	(753.93)	(4,502.07)	9,004,502.07
313379DT3	02/13/17	AGCY BULET	FHLB 1.250 06/08/18		9,000,000.00	100.300	9,027,000.00	(2,704.14)	(2,704.14)	(24,295.86)	9,024,295.86
Total for 2013 Road Bond					122,515,000.00		122,184,051.82	149,933.14	153,815.01	177,133.17	122,337,866.83
2015 CO BONDS											
3130A7T62	04/18/16	AGCY BULET	FHLB 0.550 01/18/17		0.00	99.985	0.00	55.62	0.00	0.00	0.00
742651DN9	04/18/16	AGCY BULET	PEFCO 1.375 02/15/17		0.00	100.577	0.00	(2,588.25)	0.00	0.00	0.00
48306AQF7	09/06/16	CP - DISC	Kaiser Foundation Hospital 0.000 03/15/17		0.00	99.419	0.00	17,844.48	0.00	0.00	0.00
3130A7N84	03/30/16	AGCY BULET	FHLB 0.625 03/29/17		0.00	99.935	0.00	957.60	0.00	0.00	0.00
48306AQW0	10/03/16	CP - DISC	Kaiser Foundation Hospital 0.000 03/30/17		0.00	99.481	0.00	23,100.03	0.00	0.00	0.00
46640PTC7	12/15/16	CP - DISC	J.P.Morgan Sec 0.000 06/12/17		3,000,000.00	99.423	2,982,696.67	8,700.00	10,343.33	6,960.00	2,993,040.00
46640PZN6	03/31/17	CP - DISC	J.P.Morgan Sec 0.000 12/22/17		8,000,000.00	98.921	7,913,697.78	324.46	324.46	85,977.76	7,914,022.24
3133EG3A1	01/31/17	AGCY BULET	FFCB 1.040 04/04/18		6,000,000.00	100.058	6,003,504.00	(502.62)	(502.62)	(3,001.38)	6,003,001.38
Total for 2015 CO BONDS					17,000,000.00		16,899,898.45	47,891.32	10,165.17	89,936.38	16,910,063.62
Conservation Fund											
3130A8PK3	02/06/17	AGCY BULET	FHLB 0.625 08/07/18		1,500,000.00	99.325	1,489,875.00	1,023.84	1,023.84	9,101.16	1,490,898.84
Total for Conservation Fund					1,500,000.00		1,489,875.00	1,023.84	1,023.84	9,101.16	1,490,898.84
Future Environmental Liability											
46640PZ14	03/08/17	CP - DISC	J.P.Morgan Sec 0.000 12/01/17		1,500,000.00	98.958	1,484,366.67	1,400.00	1,400.00	14,233.33	1,485,766.67
Total for Future Environmental Liability					1,500,000.00		1,484,366.67	1,400.00	1,400.00	14,233.33	1,485,766.67

CUSIP	Settle Date	Security Type	Security Description	Next Call Date	Purchase Qty	Orig Price	Original Cost	Amrt/Accr for Period	Total Amrt/Accr Since Purch	Remaining Disc / Prem	Book Value
General Fund											
46640PPT4	06/06/16	CP - DISC	J.P.Morgan Sec 0.000 02/27/17		0.00	99.180	0.00	12,302.50	0.00	0.00	0.00
3133EFKR7	10/30/15	AGCY BULET	FFCB 0.500 04/21/17		5,000,000.00	99.899	4,994,935.00	860.75	4,873.75	191.25	4,999,808.75
66844CTE4	02/15/17	CP - DISC	Northwestern Univ 0.000 06/14/17		5,000,000.00	99.679	4,983,968.06	6,062.49	6,062.49	9,969.45	4,990,030.55
74081JTU9	02/27/17	CP - DISC	Harvard Univ 0.000 06/28/17		2,000,000.00	99.681	1,993,613.89	1,741.67	1,741.67	4,644.44	1,995,355.56
912828XP0	11/12/15	TREAS NOTE	U.S. Treasury 0.625 07/31/17		5,000,000.00	99.715	4,985,742.19	2,058.95	11,470.96	2,786.85	4,997,213.15
89233GVQ6	12/22/16	CP - DISC	Toyota Mtr Cr 0.000 08/24/17		10,000,000.00	99.143	9,914,250.00	31,500.00	35,000.00	50,750.00	9,949,250.00
3133EFEU7	08/31/16	AGCY BULET	FFCB 0.780 08/28/17		3,000,000.00	100.080	3,002,400.00	(574.50)	(1,302.90)	(1,097.10)	3,001,097.10
92181NW11	03/15/17	CP - DISC	Vanderbilt Univ 0.000 09/01/17		7,000,000.00	99.433	6,960,333.33	3,966.67	3,966.67	35,700.00	6,964,300.00
46640PWB5	12/16/16	CP - DISC	J.P.Morgan Sec 0.000 09/11/17		8,000,000.00	98.954	7,916,311.11	28,000.00	32,977.77	50,711.12	7,949,288.88
36164JWS9	02/27/17	CP - DISC	GE Capital Treasury 0.000 09/26/17		7,000,000.00	99.355	6,954,869.44	7,058.33	7,058.33	38,072.23	6,961,927.77
46640PX24	01/06/17	CP - DISC	J.P.Morgan Sec 0.000 10/02/17		3,000,000.00	98.954	2,968,616.67	9,916.65	9,916.65	21,466.68	2,978,533.32
89233GX35	01/06/17	CP - DISC	Toyota Mtr Cr 0.000 10/03/17		8,000,000.00	99.018	7,921,400.00	24,744.48	24,744.48	53,855.52	7,946,144.48
3134G7V99	10/29/15	AGCY CALL	FHLMC 0.830 10/27/17	04/27/17	5,000,000.00	100.000	5,000,000.00	0.00	0.00	0.00	5,000,000.00
313378A43	10/29/15	AGCY BULET	FHLB 1.375 03/09/18		5,000,000.00	101.332	5,066,617.00	(7,057.95)	(39,973.20)	(26,643.80)	5,026,643.80
3134G7M73	09/30/15	AGCY CALL	FHLMC 1.000 03/30/18	06/30/17	5,000,000.00	100.000	5,000,000.00	0.00	0.00	0.00	5,000,000.00
8827234A4	11/02/16	MUNICIPAL	TX Trans Comm Hwy Impt GO 5.000 04/01/18		2,000,000.00	105.775	2,115,500.00	(20,339.34)	(33,672.90)	(81,827.10)	2,081,827.10
3134G9JD0	05/17/16	AGCY CALL	FHLMC 1.000 05/11/18	05/11/17	5,000,000.00	100.000	5,000,000.00	0.00	0.00	0.00	5,000,000.00
3134G9NM5	06/28/16	AGCY CALL	FHLMC 1.150 09/28/18	06/28/17	5,500,000.00	100.000	5,500,000.00	0.00	0.00	0.00	5,500,000.00
23542JBD6	07/07/16	MUNICIPAL	Dallas Wtrwks & Swr 0.985 10/01/18		5,000,000.00	100.000	5,000,000.00	0.00	0.00	0.00	5,000,000.00
3133EFLY1	10/29/15	AGCY BULET	FFCB 0.930 10/29/18		5,000,000.00	99.874	4,993,680.00	525.35	2,973.55	3,346.45	4,996,653.55
742651DG4	02/17/17	AGCY BULET	PEFCO 4.375 03/15/19		2,000,000.00	106.019	2,120,380.00	(6,972.34)	(6,972.34)	(113,407.66)	2,113,407.66
3133EGZK4	10/31/16	AGCY CALL	FFCB 1.070 04/24/19	01/24/17	7,000,000.00	99.841	6,988,870.00	1,104.32	1,852.83	9,277.17	6,990,722.83
Total for General Fund					109,500,000.00		109,381,486.69	94,898.03	60,717.81	57,795.50	109,442,204.50

CUSIP	Settle Date	Security Type	Security Description	Next Call Date	Purchase Qty	Orig Price	Original Cost	Amrt/Accr for Period	Total Amrt/Accr Since Purch	Remaining Disc / Prem	Book Value
Passthrough Toll Reimb											
3130A7YB5	05/04/16	AGCY BULET	FHLB 0.625 05/04/17		4,800,000.00	99.972	4,798,665.60	334.17	1,211.90	122.50	4,799,877.50
313379FW4	12/22/15	AGCY BULET	FHLB 1.000 06/09/17		7,000,000.00	100.055	7,003,850.00	(661.50)	(3,350.20)	(499.80)	7,000,499.80
313380EC7	06/20/16	AGCY BULET	FHLB 0.750 09/08/17		8,615,000.00	100.081	8,621,978.15	(1,436.46)	(4,465.84)	(2,512.31)	8,617,512.31
3133EDVU3	06/20/16	AGCY BULET	FFCB 1.125 09/22/17		3,597,000.00	100.546	3,616,639.62	(3,910.33)	(12,187.03)	(7,452.59)	3,604,452.59
Total for Passthrough Toll Reimb					24,012,000.00		24,041,133.37	(5,674.12)	(18,791.17)	(10,342.20)	24,022,342.20
Road and Bridge General											
48306AR33	11/21/16	CP - DISC	Kaiser Foundation Hospital 0.000 04/03/17		5,000,000.00	99.645	4,982,266.67	12,000.00	17,466.68	266.65	4,999,733.35
89233GSS6	09/02/16	CP - DISC	Toyota Mtr Cr 0.000 05/26/17		3,000,000.00	99.128	2,973,843.33	8,850.00	20,748.33	5,408.34	2,994,591.66
313379FW4	12/22/15	AGCY BULET	FHLB 1.000 06/09/17		3,000,000.00	100.055	3,001,650.00	(283.50)	(1,435.80)	(214.20)	3,000,214.20
89233GUR5	10/28/16	CP - DISC	Toyota Mtr Cr 0.000 07/25/17		5,000,000.00	99.093	4,954,625.00	15,125.00	26,048.60	19,326.40	4,980,673.60
Total for Road and Bridge General					16,000,000.00		15,912,385.00	35,691.50	62,827.81	24,787.19	15,975,212.81
Tobacco Funds											
46640PSQ7	09/02/16	CP - DISC	J.P.MorganSec 0.000 05/24/17		2,000,000.00	99.237	1,984,746.67	5,200.00	12,191.11	3,062.22	1,996,937.78
Total for Tobacco Funds					2,000,000.00		1,984,746.67	5,200.00	12,191.11	3,062.22	1,996,937.78
Total for Williamson County					309,027,000.00		308,244,685.34	375,238.71	366,687.11	415,627.55	308,611,372.45

CUSIP	Security Type	Security Description	Pay Date	Interest	Principal	Total Amount
2013 Park Bond						
46640PT94	CP - DISC	J.P.Morgan Sec 0.000 06/09/17	06/09/17	0.00	10,000,000.00	10,000,000.00
46640PW17	CP - DISC	J.P.Morgan Sec 0.000 09/01/17	09/01/17	0.00	5,000,000.00	5,000,000.00
Total for 2013 Park Bond				0.00	15,000,000.00	15,000,000.00
2013 Road Bond						
3133EG3A1	AGCY BULET	FFCB 1.040 04/04/18	04/04/17	23,400.00	0.00	23,400.00
89233GRB4	CP - DISC	Toyota Mtr Cr 0.000 04/11/17	04/11/17	0.00	8,000,000.00	8,000,000.00
3135G0JA2	AGCY BULET	FNMA 1.125 04/27/17	04/27/17	39,375.00	7,000,000.00	7,039,375.00
46640PS95	CP - DISC	J.P.Morgan Sec 0.000 05/09/17	05/09/17	0.00	4,500,000.00	4,500,000.00
3130A5EP0	AGCY BULET	FHLB 0.625 05/30/17	05/30/17	21,875.00	7,000,000.00	7,021,875.00
313379DT3	AGCY BULET	FHLB 1.250 06/08/18	06/08/17	56,250.00	0.00	56,250.00
313379FW4	AGCY BULET	FHLB 1.000 06/09/17	06/09/17	12,800.00	2,560,000.00	2,572,800.00
46640PTC7	CP - DISC	J.P.Morgan Sec 0.000 06/12/17	06/12/17	0.00	3,000,000.00	3,000,000.00
742651DK5	AGCY BULET	PEFCO 2.250 12/15/17	06/15/17	66,993.75	0.00	66,993.75
3133EEX62	AGCY BULET	FFCB 0.800 06/16/17	06/16/17	18,000.00	4,500,000.00	4,518,000.00
46640PTL7	CP - DISC	J.P.Morgan Sec 0.000 06/20/17	06/20/17	0.00	5,000,000.00	5,000,000.00
3133EFK30	AGCY BULET	FFCB 0.770 07/07/17	07/07/17	26,950.00	7,000,000.00	7,026,950.00
89233GU79	CP - DISC	Toyota Mtr Cr 0.000 07/07/17	07/07/17	0.00	9,000,000.00	9,000,000.00
3137EADJ5	AGCY BULET	FHLMC 1.000 07/28/17	07/28/17	10,000.00	2,000,000.00	2,010,000.00
48306AVF1	CP - DISC	Kaiser Foundation Hospital 0.000 08/15/17	08/15/17	0.00	4,000,000.00	4,000,000.00
89233GVX1	CP - DISC	Toyota Mtr Cr 0.000 08/31/17	08/31/17	0.00	4,000,000.00	4,000,000.00
912828UR9	TREAS NOTE	U.S. Treasury 0.750 02/28/18	08/31/17	22,500.00	0.00	22,500.00
46640PW17	CP - DISC	J.P.Morgan Sec 0.000 09/01/17	09/01/17	0.00	5,000,000.00	5,000,000.00
92181NW11	CP - DISC	Vanderbilt Univ 0.000 09/01/17	09/01/17	0.00	7,000,000.00	7,000,000.00
3134G3J68	AGCY BULET	FHLMC 0.900 09/18/17	09/18/17	18,000.00	4,000,000.00	4,018,000.00
Total for 2013 Road Bond				316,143.75	83,560,000.00	83,876,143.75
2015 CO BONDS						
3133EG3A1	AGCY BULET	FFCB 1.040 04/04/18	04/04/17	15,600.00	0.00	15,600.00
46640PTC7	CP - DISC	J.P.Morgan Sec 0.000 06/12/17	06/12/17	0.00	3,000,000.00	3,000,000.00
Total for 2015 CO BONDS				15,600.00	3,000,000.00	3,015,600.00

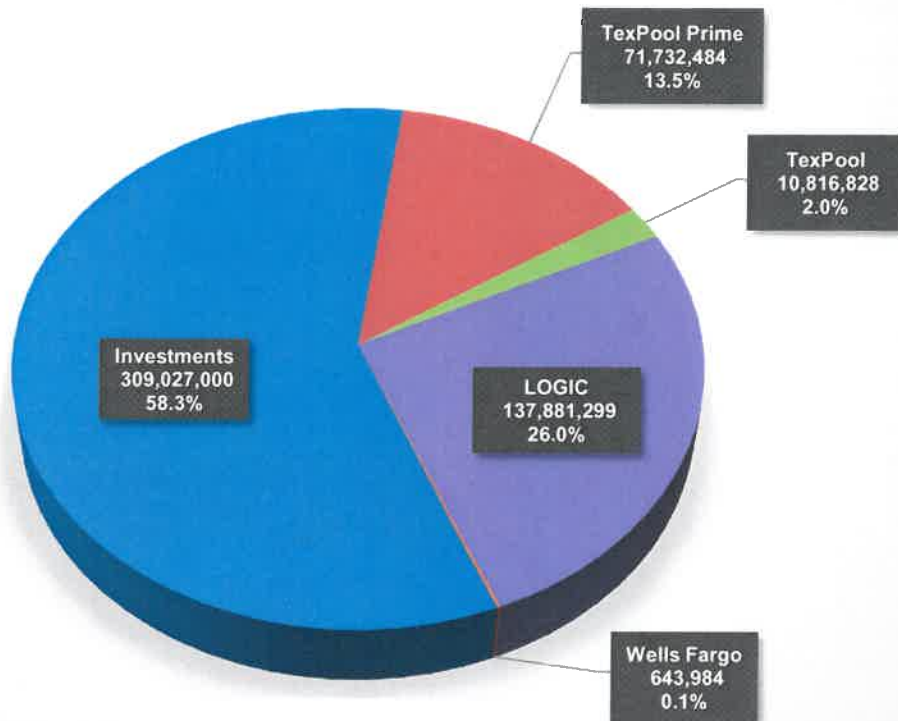
CUSIP	Security Type	Security Description	Pay Date	Interest	Principal	Total Amount
Conservation Fund						
3130A8PK3	AGCY BULET	FHLB 0.625 08/07/18	08/07/17	4,687.50	0.00	4,687.50
Total for Conservation Fund				4,687.50	0.00	4,687.50
General Fund						
23542JBD6	MUNICIPAL	Dallas Wtrwks & Swr 0.985 10/01/18	04/01/17	24,625.00	0.00	24,625.00
8827234A4	MUNICIPAL	TX Trans Comm Hwy Impt GO 5.000 04/01/18	04/01/17	41,388.88	0.00	41,388.88
3133EFKR7	AGCY BULET	FFCB 0.500 04/21/17	04/21/17	12,500.00	5,000,000.00	5,012,500.00
3133EGZK4	AGCY CALL	FFCB 1.070 04/24/19	04/24/17	37,450.00	0.00	37,450.00
3134G7V99	AGCY CALL	FHLMC 0.830 10/27/17	04/27/17	20,750.00	0.00	20,750.00
3133EFLY1	AGCY BULET	FFCB 0.930 10/29/18	04/29/17	23,250.00	0.00	23,250.00
3134G9JD0	AGCY CALL	FHLMC 1.000 05/11/18	05/11/17	25,000.00	0.00	25,000.00
66844CTE4	CP - DISC	Northwestern Univ 0.000 06/14/17	06/14/17	0.00	5,000,000.00	5,000,000.00
74081JTU9	CP - DISC	Harvard Univ 0.000 06/28/17	06/28/17	0.00	2,000,000.00	2,000,000.00
912828XP0	TREAS NOTE	U.S. Treasury 0.625 07/31/17	07/31/17	15,625.00	5,000,000.00	5,015,625.00
89233GVQ6	CP - DISC	Toyota Mtr Cr 0.000 08/24/17	08/24/17	0.00	10,000,000.00	10,000,000.00
3133EFEU7	AGCY BULET	FFCB 0.780 08/28/17	08/28/17	11,700.00	3,000,000.00	3,011,700.00
92181NW11	CP - DISC	Vanderbilt Univ 0.000 09/01/17	09/01/17	0.00	7,000,000.00	7,000,000.00
313378A43	AGCY BULET	FHLB 1.375 03/09/18	09/09/17	34,375.00	0.00	34,375.00
46640PWB5	CP - DISC	J.P.Morgan Sec 0.000 09/11/17	09/11/17	0.00	8,000,000.00	8,000,000.00
742651DG4	AGCY BULET	PEFCO 4.375 03/15/19	09/15/17	43,750.00	0.00	43,750.00
36164JWS9	CP - DISC	GE Capital Treasury 0.000 09/26/17	09/26/17	0.00	7,000,000.00	7,000,000.00
Total for General Fund				290,413.88	52,000,000.00	52,290,413.88
Passthrough Toll Reimb						
3130A7YB5	AGCY BULET	FHLB 0.625 05/04/17	05/04/17	15,000.00	4,800,000.00	4,815,000.00
313379FW4	AGCY BULET	FHLB 1.000 06/09/17	06/09/17	35,000.00	7,000,000.00	7,035,000.00
313380EC7	AGCY BULET	FHLB 0.750 09/08/17	09/08/17	32,306.25	8,615,000.00	8,647,306.25
3133EDVU3	AGCY BULET	FFCB 1.125 09/22/17	09/22/17	20,233.12	3,597,000.00	3,617,233.12
Total for Passthrough Toll Reimb				102,539.37	24,012,000.00	24,114,539.37

CUSIP	Security Type	Security Description	Pay Date	Interest	Principal	Total Amount
Road and Bridge General						
48306AR33	CP - DISC	Kaiser Foundation Hospital 0.000 04/03/17	04/03/17	0.00	5,000,000.00	5,000,000.00
89233GSS6	CP - DISC	Toyota Mtr Cr 0.000 05/26/17	05/26/17	0.00	3,000,000.00	3,000,000.00
313379FW4	AGCY BULET	FHLB 1.000 06/09/17	06/09/17	15,000.00	3,000,000.00	3,015,000.00
89233GUR5	CP - DISC	Toyota Mtr Cr 0.000 07/25/17	07/25/17	0.00	5,000,000.00	5,000,000.00
Total for Road and Bridge General				15,000.00	16,000,000.00	16,015,000.00
Tobacco Funds						
46640PSQ7	CP - DISC	J.P.MorganSec 0.000 05/24/17	05/24/17	0.00	2,000,000.00	2,000,000.00
Total for Tobacco Funds				0.00	2,000,000.00	2,000,000.00

CUSIP	Security Type	Security Description	Pay Date	Interest	Principal	Total Amount
Total for All Portfolios						
			April 2017	238,338.88	25,000,000.00	25,238,338.88
			May 2017	61,875.00	21,300,000.00	21,361,875.00
			June 2017	204,043.75	45,060,000.00	45,264,043.75
			July 2017	52,575.00	28,000,000.00	28,052,575.00
			August 2017	38,887.50	21,000,000.00	21,038,887.50
			September 2017	148,664.37	55,212,000.00	55,360,664.37
Total Projected Cash Flows for Williamson County				744,384.50	195,572,000.00	196,316,384.50

Investment By Type March 31, 2017

- Investments
- TexPool Prime
- TexPool
- LOGIC
- Wells Fargo



Investment By Fund March 31, 2017

