

Williamson County, TX

Community Development Consolidated Annual Performance and Evaluation Report Fiscal Year 2016

Sally Bardwell
Williamson County Community Development Administrator
512-943-3757
sbardwell@wilco.org

Williamson County
710 Main Street
Georgetown, TX 78626
512-943-3757

CR-05 - Goals and Outcomes

Progress the jurisdiction has made in carrying out its strategic plan and its action plan. 91.520(a)

This could be an overview that includes major initiatives and highlights that were proposed and executed throughout the program year.

Williamson County was awarded CDBG funds in the amount of \$1,231,067 for Fiscal Year 2016 (October 1, 2016 through September 30, 2017). In accordance to the priorities identified and outlined in the County's Consolidated Plan, four infrastructure projects, one community center project, one housing rehab project, and one homeowners assistance program were identified for FY16 allocations. The projects serve low to moderate income areas and households throughout the County. The projects meet national goals and supports ongoing efforts in the community to address the growing population. All projects are identified as a high priority in the Five-Year Consolidated Plan.

The Consolidated Annual Performance and Evaluation Report (CAPER) is required by the U.S. Department of Housing and Urban Development (HUD) to report on the annual performance of the Williamson County FY16 CDBG program. This report identifies the progress made regarding active projects and those projects that have been completed that received Williamson County funds, as well as other accomplishments the County has made in meeting the objectives and priorities outlined in the five year Consolidated Plan. Project progress can be found in the attachment section of this document.

It is required that this report be available for review for a minimum of 16 days. The review period is December 8 – December 22, 2017. The CAPER will be submitted to HUD following this review period.

Comparison of the proposed versus actual outcomes for each outcome measure submitted with the consolidated plan and explain, if applicable, why progress was not made toward meeting goals and objectives. 91.520(g)

Categories, priority levels, funding sources and amounts, outcomes/objectives, goal outcome indicators, units of measure, targets, actual outcomes/outputs, and percentage completed for each of the grantee's program year goals.

Goal	Category	Source / Amount	Indicator	Unit of Measure	Expected – Strategic Plan	Actual – Strategic Plan	Percent Complete	Expected – Program Year	Actual – Program Year	Percent Complete
Administration	Admin and Planning	CDBG: \$	Other	Other	1	1	100.00%			
Emergency Shelter Operation	Non-Housing Community Development	CDBG: \$	Public Facility or Infrastructure Activities other than Low/Moderate Income Housing Benefit	Persons Assisted	400	0	0.00%			
Emergency Shelter Operation	Non-Housing Community Development	CDBG: \$	Homeless Person Overnight Shelter	Persons Assisted	0	0				
Flood Drainage Improvements	Non-Housing Community Development	CDBG: \$	Public Facility or Infrastructure Activities other than Low/Moderate Income Housing Benefit	Persons Assisted	1299	1299	100.00%			
Home-ownership Assistance	Affordable Housing	CDBG: \$	Public service activities for Low/Moderate Income Housing Benefit	Households Assisted	0	0		10	0	0.00%
Home-ownership Assistance	Affordable Housing	CDBG: \$	Rental units constructed	Household Housing Unit	0	0				

Home-ownership Assistance	Affordable Housing	CDBG: \$	Homeowner Housing Added	Household Housing Unit	3	3	3	100.00%			
Housing Rehabilitation	Affordable Housing	CDBG: \$166610	Rental units rehabilitated	Household Housing Unit	0	0	0	28	24	85.71%	
Public Facility Improvements	Non-Housing Community Development	CDBG: \$150000	Public Facility or Infrastructure Activities other than Low/Moderate Income Housing Benefit	Persons Assisted	0	0	0	4190	0	0.00%	
Sidewalks	Non-Housing Community Development	CDBG: \$	Public Facility or Infrastructure Activities other than Low/Moderate Income Housing Benefit	Persons Assisted	3084	3084	3084	1162	0	0.00%	
Street Improvements	Non-Housing Community Development	CDBG: \$	Public Facility or Infrastructure Activities other than Low/Moderate Income Housing Benefit	Persons Assisted	6329	0	0	0.00%			
Water/Sewer Improvements	Non-Housing Community Development	CDBG: \$	Public Facility or Infrastructure Activities other than Low/Moderate Income Housing Benefit	Persons Assisted	0	0	0	1884	0	0.00%	

CAPER

3

Water/Sewer Improvements	Non-Housing Community Development	CDBG: \$	Public Facility or Infrastructure Activities for Low/Moderate Income Housing Benefit	Households Assisted	23	0	0.00%		
Youth Center Improvements	Non-Housing Community Development	CDBG: \$	Public Facility or Infrastructure Activities other than Low/Moderate Income Housing Benefit	Persons Assisted	100	100	100.00%		

Table 1 - Accomplishments – Program Year & Strategic Plan to Date

Assess how the jurisdiction's use of funds, particularly CDBG, addresses the priorities and specific objectives identified in the plan, giving special attention to the highest priority activities identified.

All activities funded are identified as High Priority projects. Please see attached document outlining projects funded and progress in 2016. Other than projects listed below, projects are progressing and anticipated to be completed.

The Taylor Robinson Community Center project is progressing. An environmental review must be completed. Currently a design is being completed to include requirements from the Texas Historical Commission.

Crisis Center project has been delayed because after Hope Alliance's initial RFQ and associated hearings with interested contractors, the City of Round Rock recommended the agency rescind the request for quotes because potential contractors had many questions that the agency was unprepared to answer. Hope Alliance is scheduled to begin the bid process in December 2017 with construction to be complete in May 2018.

Liberty Hill Sidewalk project was funded for engineering only. The City is completing a door to door survey to verify that the service area is eligible to receive CDBG funds. Once the survey is completed and verified by Williamson County, the engineering process will take

approximately five months to complete.

CR-10 - Racial and Ethnic composition of families assisted

Describe the families assisted (including the racial and ethnic status of families assisted).

91.520(a)

	CDBG
White	24
Black or African American	3
Asian	0
American Indian or American Native	0
Native Hawaiian or Other Pacific Islander	1
Total	28
Hispanic	4
Not Hispanic	0

Table 2 – Table of assistance to racial and ethnic populations by source of funds

Narrative

The above numbers are from the Habitat for Humanity Program and the Georgetown Housing Authority Rehab project. Habitat for Humanity provided three homes in 2016. Family make up is two white families (one Hispanic) and one black family. The Georgetown Housing Authority is in the process of rehabbing 24 units. The project is 76% complete. Family make up is 21 white families (three Hispanic), two black families and one Native Gawaiian or Other Pacific Islander.

CR-15 - Resources and Investments 91.520(a)

Identify the resources made available

Source of Funds	Source	Resources Made Available	Amount Expended During Program Year
CDBG	CDBG	1,231,067	150,817
HOME	HOME		
HOPWA	HOPWA		
ESG	ESG		
Other	Other		

Table 3 - Resources Made Available

Narrative

Identify the geographic distribution and location of investments

Target Area	Planned Percentage of Allocation	Actual Percentage of Allocation	Narrative Description
City of Georgetown, Census Tract 201.02, Block Groups 1 and 2			
City of Granger, Census Tract 213, Block Group 2 and 3	27		Sewer Project
City of Jarrell	16		Sewer Project
City of Liberty Hill, Census Tract 203.01, Block Group 1 and 3			
City of Taylor, Census Tracts 210.00 and 211.00	12		Community Center
Countywide	45		Projects Described Below

Table 4 – Identify the geographic distribution and location of investments

Narrative

The percentage of funding per project is listed below:

City of Taylor Robinson Park Community Center 12.2%

City of Jarrell Wastewater Project 16.2%

Georgetown Housing Authority Rehab Project 13.5%

Taylor Housing Authority Home Ownership Program 8.1%

City of Georgetown Sidewalk Project 11%

City of Granger Sewer Project 26.8%

City of Liberty Hill Sidewalk Project 2.1%

Program Administration 10.1%

Leveraging

Explain how federal funds leveraged additional resources (private, state and local funds), including a description of how matching requirements were satisfied, as well as how any publicly owned land or property located within the jurisdiction that were used to address the needs identified in the plan.

Matching funds are not required in the CDBG program. However, projects funded in FY16 utilized matching funds.

City of Taylor Robinson Park Community Center \$10,000

City of Jarrell Wastewater Project \$11,000

Georgetown Housing Authority Rehab Project \$125,000

Taylor Housing Authority Home Ownership Program \$363,200

City of Georgetown Sidewalk Project \$0

City of Granger Sewer Project \$11,000

City of Liberty Hill Sidewalk Project \$5000

Williamson County does not utilize public land to address needs identified.

CR-20 - Affordable Housing 91.520(b)

Evaluation of the jurisdiction's progress in providing affordable housing, including the number and types of families served, the number of extremely low-income, low-income, moderate-income, and middle-income persons served.

	One-Year Goal	Actual
Number of Homeless households to be provided affordable housing units	0	0
Number of Non-Homeless households to be provided affordable housing units	10	3
Number of Special-Needs households to be provided affordable housing units	0	0
Total	10	3

Table 5 – Number of Households

	One-Year Goal	Actual
Number of households supported through Rental Assistance	0	0
Number of households supported through The Production of New Units	0	0
Number of households supported through Rehab of Existing Units	34	24
Number of households supported through Acquisition of Existing Units	0	0
Total	34	24

Table 6 – Number of Households Supported

Discuss the difference between goals and outcomes and problems encountered in meeting these goals.

The Number of non-homeless to be provided affordable housing units is represented by three Habitat for Humanity homes. Habitat will continue to provide affordable housing to families on land purchased with CDBG funds.

The Rehab of Existing Units is represented by the Georgetown Housing Authority. Twenty-four units are being rehabbed/improved. The number is lower than expected due to cost.

Discuss how these outcomes will impact future annual action plans.

The County will continue to monitor projects to ensure timely expenditures of funds allocated. The nature of these projects creates the potential for delay. However, these are high priority projects needed throughout the County and once started, expend funds rapidly.

Include the number of extremely low-income, low-income, and moderate-income persons served by each activity where information on income by family size is required to determine the eligibility of the activity.

Number of Households Served	CDBG Actual	HOME Actual
Extremely Low-income	24	0
Low-income	3	0
Moderate-income	0	0
Total	27	0

Table 7 – Number of Households Served

Narrative Information

The Georgeown Housing Authority project is assisting 24 white families (3 Hispanic), two black families and one Native Hawaiiin/Pacific Islander. All of these families are extremely low-income. Habitat for Humanity has provided homes to two white families (1 Hispanic) and one black family. These families are low income.

CR-25 - Homeless and Other Special Needs 91.220(d, e); 91.320(d, e); 91.520(c)

Evaluate the jurisdiction's progress in meeting its specific objectives for reducing and ending homelessness through:

Reaching out to homeless persons (especially unsheltered persons) and assessing their individual needs

The County supports the efforts of the Balance of State Continuum of Care (CoC) to simplify and broaden outreach and assessment efforts for homeless persons in Williamson County. The Continuum works to create a better communication system for service providers to stay in contact with both schools and hospitals to avoid homeless persons (or those at risk of homelessness) from falling through the cracks of the system. As part of the annual point-in-time count, the CoC conducts outreach. Not only are homeless people counted, particularly unsheltered persons, but representatives from various agencies are available to answer questions and provide information about available resources.

The County continues to support local social service agencies, such as Capital Idea, San Gabriel Crisis Service Center, Bluebonnet Trails, MHMR and the Georgetown Project that provide a wide array of support services for homeless persons. Examples of support include, but are not limited to, employees serving as board members, collaboration during special projects, and public recognition of services provided.

Another organization addressing homelessness is the Georgetown Project. The Georgetown Project opened the NEST in 2011 as an outreach to Georgetown ISD teens in 9th-12th grade that were homeless or living in transition. The NEST Program now includes The NEST Host Home, an overnight safe haven for youth living in transition, and The NEST Empowerment Center, an after school safe haven for all Georgetown ISD high school teens who are in need of free resources.

The Georgetown Health Foundation awards grants to organizations that focus on sustaining and strengthening safety net services for children, youth, elders, and families who are low-income and/or have significant need. This includes sustain and enhance basic needs services, emergency financial assistance, housing, support emergency shelter initiatives for youth, and increase access to affordable, quality child care and out-of-school care.

Addressing the emergency shelter and transitional housing needs of homeless persons

The County funded the Williamson County Crisis Center in FY14 and FY15. The organization provides emergency shelter, counseling and case management at its confidential, secure shelter location. Food, clothing, safety planning, case management, counseling, legal advocacy, hospital and court accompaniment, tutoring, and assistance with crime victim compensation and protective orders are

available throughout the stay. Hope Alliance also offers assistance with securing longer-term housing, beyond the 30 day shelter stay.

Helping low-income individuals and families avoid becoming homeless, especially extremely low-income individuals and families and those who are: likely to become homeless after being discharged from publicly funded institutions and systems of care (such as health care facilities, mental health facilities, foster care and other youth facilities, and corrections programs and institutions); and, receiving assistance from public or private agencies that address housing, health, social services, employment, education, or youth needs

While Williamson County is not a direct recipient of Emergency Solution Grant funds, the County continues to partner with the Balance of State CoC to support efforts made to implement local coordinated discharge policies for individuals or families who are being discharged from a publicly funded institution.

Williamson County launched a community resources website that will allow people to search online for needed resources such as health care, mental health services, housing, food, and other community resources. The new Williamson County Community Resources website was designed to empower residents with information about resources in the Williamson County area so that they can connect with available services. Residents can go to www.wilco.org/communityresources and enter their zip code to search for services near their location. All searches are confidential.

Helping homeless persons (especially chronically homeless individuals and families, families with children, veterans and their families, and unaccompanied youth) make the transition to permanent housing and independent living, including shortening the period of time that individuals and families experience homelessness, facilitating access for homeless individuals and families to affordable housing units, and preventing individuals and families who were recently homeless from becoming homeless again

The Balance of State CoC works to ensure that homeless individuals make the transition to permanent housing and independent living, is prioritizing safe and stable housing and making affordable housing options more accessible to homeless individuals. Many homeless that struggle to transition into permanent housing and independent living suffer from mental illness and substance addiction. Recent trends through the Homeless Prevention and Rapid Re-housing program and Housing First model prioritize placing homeless individuals and families in permanent housing quickly, and then linking them to supportive services in the community. Williamson County continues to support local organizations, such as the Georgetown Community Service Center to assist homeless person with transitional and permanent housing.

Williamson Burnet County Oppotunities (WBCO) provides services such emergency assistance, headstart, case management to transition out of poverty, adult education program for job skills, and rapid re-housing program. Williamson County provides financial assistance to WBCO.

CR-30 - Public Housing 91.220(h); 91.320(j)

Actions taken to address the needs of public housing

Williamson County's public housing authorities continue to seek additional funding to address public housing needs and apply for additional housing choice vouchers when available. Lack of funding is a barrier in addressing public housing needs and has created lengthy waiting lists and long waiting periods to be housed. Housing authorities continue to provide housing assistance and social service needs to residents and maintain efforts to implement more programs if funding allows.

The Georgetown Public Housing Authority manages Shady Oaks Apartments and Stonehaven Apartments. The Shady Oaks Apartments are Section 8 and offer 60 duplex apartments to qualified residents. The Stonehaven Apartments are public housing and offer 158 housing units to qualified residents. The Georgetown Housing Authority also manages a Section 8 (Housing Choice Voucher) program.

The Georgetown Housing Authority also provides a Family Self Sufficiency Program which is a HUD program that encourages communities to develop local strategies to help families obtain employment that will lead to economic independence and self-sufficiency. They work with welfare agencies, schools, businesses, and other local partners to develop a comprehensive program that gives participating FSS family members the skills and experience to assist them in obtaining employment that pays a living wage and hopefully, enable them to live without any form of public assistance.

Williamson County awarded the Georgetown Housing Authority \$166,610 in CDBG funds to rehab existing units. The project is 76% complete and is rehabbing 24 units housing extremely low income families.

The Taylor Housing Authority owns and manages the Mary Olson property and the Avery property. These properties are public housing facilities and offer 46 units and 70 units respectively. The Taylor Housing Authority also administers a Section 8 Housing Choice Voucher program that assists approximately 142 families. The Voucher program is a rental subsidy program where families choose where they want to live (based on certain stipulations) and the rental subsidy is paid to the landlord.

The Taylor Housing Authority was awarded \$100,000 in CDBG funds for their Home Ownership Program to assist income eligible families with purchasing a home.

The Granger Housing Authority operates and manages 26 units available to qualified residents.

Williamson County works with the Georgetown Housing Authority to conduct required reviews and

approvals in order for the Housing Authority to receive federal funding. All Housing Authorities are invited to participate in the development of the annual action plan and the 5-year consolidated plan. The Williamson County CDBG office assists, as requested, the housing authorities with funding options and any other needs.

Actions taken to encourage public housing residents to become more involved in management and participate in homeownership

Williamson County does not use CDBG funding directly to encourage public housing residents to become involved in management and to participate in homeownership activities. However, the County encourages the local public housing authorities to continue its current programs and collaborate with other agencies that assist with homeownership. The local Housing Authorities have Resident Commissions on their boards in an effort to encourage participation. Also, all documents requiring public review are provided to local housing authorities.

Actions taken to provide assistance to troubled PHAs

Georgetown Housing Authority, Round Rock Housing Authority, Taylor Housing Authority, and Granger Housing Authority are all standard performers and not considered troubled.

CR-35 - Other Actions 91.220(j)-(k); 91.320(i)-(j)

Actions taken to remove or ameliorate the negative effects of public policies that serve as barriers to affordable housing such as land use controls, tax policies affecting land, zoning ordinances, building codes, fees and charges, growth limitations, and policies affecting the return on residential investment. 91.220 (j); 91.320 (i)

Barriers to affordable housing can encompass a wide array of aspects, to include but not limited to banking, finance, and insurance industry regulations, socio-economic situations, neighborhood conditions, and public policy legislation and fair housing enforcement. The County will continue to work with nonprofit agencies in the community to remove or ameliorate the negative effects (if any) of public policies that serve as barriers to affordable housing.

Additionally, the County will continue to increase partnerships with local units of government to ensure equitable zoning practices as they relate to fair housing and the development of affordable housing.

Actions taken to address obstacles to meeting underserved needs. 91.220(k); 91.320(j)

The major obstacle to meeting all of the identified needs is the lack of funding resources. Funding cuts in previous years and minimal funding increases does not account for the overall budgetary restrictions the County has seen in its CDBG program. Typically, applicant request amounts are much higher than the entitlement amount which further escalates the budgetary constraints in meeting the undeserved needs. However, the County continues to partner, when feasible, with other nonprofit organizations to leverage the County's CDBG allocation.

Actions taken to reduce lead-based paint hazards. 91.220(k); 91.320(j)

To the greatest extent practicable, Williamson County works with local agencies to help eliminate the hazard of lead poisoning due to the presence of lead based paint. The County also disseminates information on lead based paint hazards to CDBG subrecipients who receive entitlement funds for housing activities where lead based paint may be an issue.

Actions taken to reduce the number of poverty-level families. 91.220(k); 91.320(j)

The County will continue to combat the number of poverty-level families by supporting incentives to attract, retain, and expand businesses, advocate for improved employment-affordable housing options and support organizations and programs that provide job training, education, and placement services.

Actions taken to develop institutional structure. 91.220(k); 91.320(j)

Williamson County continues to work with various local agencies to ensure that services offered through entitlement grant programs receive maximum amounts of exposure and benefit. These programs are

carried out through oversight by the Williamson County Community Development Administrator in which work will be conducted through the issuance of sub-recipient agreements.

Actions taken to enhance coordination between public and private housing and social service agencies. 91.220(k); 91.320(j)

While Williamson County has limited resources to address the priorities identified, the County continues to seek partnerships and establish cooperative working relationships to leverage its annual CDBG allocations. This typically comes in the form of matching city funds (which are not required).

Identify actions taken to overcome the effects of any impediments identified in the jurisdictions analysis of impediments to fair housing choice. 91.520(a)

The current Analysis of Impediments identifies possible impediments to fair housing choice as:

- A lack of coordination of housing services in the County.
- Possible discrimination towards minority homebuyers and renters.
- Developers having little motivation to build affordable housing due to cost prohibitive barriers for construction.
- Preconceptions of minority borrowers regarding borrowing money.

Williamson County worked with FHEO during the Action Plan process and provided the following to be completed during FY17:

Impediment - Fair housing complaints data demonstrates that housing discrimination persists in Williamson County

- The County will mail educational information received from the FHEO office to all Williamson County Entitlement Program participating cities and potential non-profit organizations. This information will also be provided to local Housing Authorities and to Williamson County Habitat for Humanity.
- The County will meet with the local Housing Authorities to discuss impediments and potential actions to alleviate those impediments.

Impediment – Participating units of local government potentially do not fully understand their responsibility to affirmatively further fair housing choice.

- The Williamson County CDBG Agreement addresses non-discrimination, Section 504 Compliance

and Equal Employment Opportunity, Fair Housing and Drug-Free Workplace. This practice will continue.

- The County will direct all participating cities and potential non-profits to the Williamson County CDBG website to review the proposed Analysis of Impediments.

Impediment - Residents with limited English proficiency do not have adequate access to County programs and services.

- The Williamson County CDBG program will continue to post notices in both English and Spanish and will have an interpreter available upon request.

Impediment – Policy documents used by Williamson County and local public housing authorities in the administration of housing programs should be improved to include additional fair housing aspects.

- Williamson County will update the current citizen participation plan to include language regarding AFFH.

Impediment – Discrimination has been noted to appear in real estate advertisements in locally circulated “green sheets” and appearing in unregulated online listings.

- The County will distribute a letter to publishers to inform them of their responsibilities relative to publishing discriminatory language in real estate advertisements.

CR-40 - Monitoring 91.220 and 91.230

Describe the standards and procedures used to monitor activities carried out in furtherance of the plan and used to ensure long-term compliance with requirements of the programs involved, including minority business outreach and the comprehensive planning requirements

The Community Development Administrator uses monthly progress reports submitted by each project to identify any problems or potential problems. Contact with each project manager assists in ensuring that projects are progressing, following appropriate regulations and utilizing CDBG funds efficiently and effectively. The Community Development Administrator also conducts meetings and/or communicates via email and phone with project managers regarding specifics of projects.

The Community Development Administrator conducts desk monitorings of each project to ensure compliance and progression.

Meeting with representatives from the projects ensures that regulations are being followed. All projects receive a subrecipient binder that entails HUD guidance, County forms, labor forms and Davis Bacon information, and information on how to access funds. The binder has proven to provide valuable guidance to subrecipients and is a good reference tool for both the subrecipients and the Community Development Administrator.

The Community Development Administrator works closely with the Williamson County Auditors office in an effort to ensure appropriate and accurate financial documents are submitted for payment and that funds are spent in a timely manner. The Community Development Administrator and Grants Accountant work closely to improve procedures and to make certain that current procedures are efficient and adequate. All documents submitted with draw requests are thoroughly examined by the Community Development Administrator to ensure funding is being expended on eligible expenses and that funds are being utilized efficiently. Signatures by the CDBG office, County Judge and the Auditor's office are required and identified on all payment requests.

Citizen Participation Plan 91.105(d); 91.115(d)

Describe the efforts to provide citizens with reasonable notice and an opportunity to comment on performance reports.

All notices are published in local newspapers to inform citizens of public comment periods and public meetings. Public meetings are held in conjunction with each phase of the CDBG program to allow for citizen input.

CR-45 - CDBG 91.520(c)

Specify the nature of, and reasons for, any changes in the jurisdiction's program objectives and indications of how the jurisdiction would change its programs as a result of its experiences.

No changes have been made to the Williamson County CDBG program.

Does this Jurisdiction have any open Brownfields Economic Development Initiative (BEDI) grants?

No

[BEDI grantees] Describe accomplishments and program outcomes during the last year.

CR-45 - CDBG 91.520(c)

Specify the nature of, and reasons for, any changes in the jurisdiction's program objectives and indications of how the jurisdiction would change its programs as a result of its experiences.

No changes have been made to the Williamson County CDBG program.

Does this Jurisdiction have any open Brownfields Economic Development Initiative (BEDI) grants?

No

[BEDI grantees] Describe accomplishments and program outcomes during the last year.

Attachment

FY16 Funded Project Information

**Funding FY16 CDBG
Allocation \$1,231,067**

City of Taylor Robinson Park Community Center

Renovations to a 2040 square foot building originally constructed in 1940 to include improvements to the two bathrooms and entrance ramp to meet ADA standards, enlarging the kitchen, replacement of the electrical system, foundation leveled, windows replaced, improvements to the outside walls and roof repair.

Accomplishments: Project is being designed to meet requirements for the Texas Historical Commission.

FY16 \$150,000

CDBG Funds Utilized to Date: \$0

Census Tracts 210 (Block Groups 1 and 2) and 211 (Block Group 1)

Percent Low-Mod: 73%

Percent Minority: 69.42%

Georgetown Housing Authority

Activity 77

Rehab of an estimated 28 total units to include heating and cooling systems, electrical upgrade and asbestos abatement, as required.

Accomplishments: Project is 76% complete to include work on carpentry, water heaters, new HVAC, ductwork, and electrical.

FY16 \$166,610

CDBG Funds Utilized to Date: \$80,131.46

Percent Low-Mod: 100%

Percent Minority: 21 White (3 Hispanic), 2 Black, 1 Native Hawaiian/Pacific Islander

Taylor Housing Authority Home Ownership Program

Program will provide pre and post purchase counseling and homebuyer assistance to income qualified individuals and families.

Accomplishments: Income qualified families and individuals are being identified.

FY16 \$100,000

CDBG Funds Utilized to Date: \$0

Percent Low-Mod: 100%

Percent Minority: TBD

City of Georgetown Sidewalk Project

Activity 76

Approximately 1500 feet of five-foot-wide sidewalk, approximately 4500 square feet of driveway approach and nine handicapped ramps. The project will continue sidewalk north on Scenic Drive from the existing sidewalk to 6th Street, then on 6th Street from Scenic Drive to Martin Luther King Street, which will connect to existing sidewalk east of Martin Luther King.

Accomplishments: Project has been successfully advertised. It was approved by Georgetown Transportation Board on 11/10/17. Georgetown City Council will consider and act on this item on 11/28/17. Once approved, contracts will be executed and a Notice To Proceed will be issued at the Pre-construction meeting.

FY16 \$135,500

CDBG Funds Utilized to Date: \$20,580.10

Census Tract 214.02 Block Group 2

Percent Low-Mod: 61.15%

Percent Minority: 51.54%

City of Granger Sewer Project

Activity 75

Replacement of existing lift station, 750 linear feet of 2-inch force main pipe, 6-inch gravity PVC pipe, two manholes and associated project incidentals.

Accomplishments: The lift station wetwell has been installed, and the new gravity line and forcemain have been installed. December 2017 - Final Cleanup and testing.

FY16 \$329,500

CDBG Funds Utilized to Date: \$32,000

Census Tract 213 Block Groups 2 and 3

Percent Low-Mod: 49.83%

Percent Minority: 39.51%

City of Liberty Hill Sidewalk Project

Construction of 2,600 linear feet of 4-foot sidewalk, 100 linear feet of 5-foot sidewalk, nine ramps, 16 driveway aprons, and 1,170 linear feet of drainage improvements. The streets to be addressed include Hickman Street, Church Street, Barton Drive, Grange Street, and Munro Street.

Accomplishments: Service area survey is being conducted.

FY16 \$26,000 (engineering only)

CDBG Funds Utilized to Date: \$0

Survey is being conducted to identify percent low-mod

Percent Minority: TBD

Attachment

Previously Funded Project Information

Previously Funded Projects

Habitat for Humanity of Williamson County

FY09 \$150,000 (Activity 35)

FY12 \$140,000 (Activity 55)

FY13 \$140,000 (Activity 61)

FY14 \$100,000 (Activity identified as properites are purchased)

Accomplishments: Sixteen properties have been purchased to date. Additional properties are being identified. To date,ten families have moved in. However, one property was lost to foreclosure. This is the final time Activity 35 will be reported in a CAPER.

CDBG Funds Utilized to Date: \$469,219.91

Percent Low-Mod: 100%

Percent Minority: 100%

City of Georgetown Sidewalk Project FY12

Activity 56

FY12 \$78,900

Accomplishments: Project is complete.

Construction of 740 square yards of sidewalk, 412 square yards of driveway approaches and 16 handicapped ramps along the south side of W. University Avenue between IH35 and Scenic Drive in Georgetown, TX. This is the final time this project will be reported in a CAPER.

CDBG funds utilized: \$79,900

Census Tract 214.02 Block Groups 3 and 4

Percent Low-Mod: 81.2%

Percent Minoirty: 51.24

City of Liberty Hill Downtown Sidewalk Improvements

Activity 66

FY13 \$29,000

FY14 \$287,000

Accomplishment: Project was completed on August 2, 2016 and certified and accepted on May 22, 2107. The final project is as follows:

Loop 332 (Main St), east side from Liberty Hill Elementary School to RR 1869 = 1,460 linear feet of sidewalk, 4 ramps, 2 driveways

Forrest Street, south side from Loop 332 to RR 1869 = 1,165 linear feet of sidewalk, 4 ramps, 2 driveways

Grove Street, west side from Forrest to RR 1869 = 210 linear feet of sidewalk, 2 ramps

Young Street, east side from Forrest to RR 1869 = 260 linear feet of sidewalk, 2 ramps

RR 1869, north side from Loop 332 to Forrest Street = 810 linear feet of sidewalk, 6 ramps, 6 driveways

Myrtle Street, south side from Loop 332 to Church Street = 695 linear feet of sidewalk

This is the final time this project will be reported in a CAPER.

CDBG funds utilized: \$316,000

Census Tract 203.01 Block Group 1 and 3

Percent Low Mod: 51%

Percent Minority: 15.25%

City of Taylor Street Rehabilitation Project

Activity 68

FY14 \$350,000

FY15 \$35,000

Accomplishments: Project is complete. 7920 square yards of street reconstruction on 4th street from Sloan to Howard 1100 linear feet of 8 inch wastewater main and 3180 linear feet of 8 inch water main, 10 manholes and 8 fire hydrants, trench safety and associated services, erosion controls, barricades, valves and fittings. This is the final time this project will be reported in a CAPER.

CDBG Funds Utilized to Date: \$700,000

Target Areas: City of Taylor, Census Tracts 210.00 and 211.00

Percent Low-Mod: 70%

Percent Minority: 81.34% and 57.49%

City of Jarrell Wastewater Improvements

Activity 62

Accomplishments: Installation of approximately 1700 linear feet of 6 inch gravity wastewater pipe, four manholes, 23 wastewater service connections and all associated incidentals required for construction.

Installation of approximately 1250 linear feet of 8 inch gravity wastewater pipe, four manholes, 3 wastewater service connections and all associated incidentals required for construction. Final stage of preparing the roadway for final asphalt course. December 2017 - Final asphalt and cleanup.

The City of Jarrell has completed and paid for 31 household connections.

FY13 \$285,700

FY14 \$237,850

FY15 \$226,537

FY16 199,300

CDBG Funds Utilized to Date: \$780,264.65

Target Areas: Census Tract 216 Block Groups 1, 2, 3

Percent Low-Mod: 50.9%

Percent Minority: 25.3%

City of Granger Drainage Improvements Project

Activity 70

Accomplishments: A 5x10 box culverts have been installed, and the backfill is being placed and compacted. Project completion is anticipated for December 2017 and will include complete pavement/sidewalk, project cleanup.

FY14 \$54,400

FY15 \$278,300

CDBG Funds Utilized to Date: \$186,940

Annual Goals: Flood Drainage Improvements

Target Areas: City of Granger, Census Tract 213 Block Groups 2 and 3

Percent Low-Mod: 69.2%

Percent Minority: 39.51%

Williamson County Crisis Center/Hope Alliance

Activity 71

Accomplishments: Architectural services were contracted

Code and environmental needs study completed

Asbestos testing has been completed and report received

Additional private funds have been secured to fund the expanded scope of work, as identified in the code study, including significant ADA compliance needs

FY14 \$20,000

FY15 \$20,000

CDBG Funds Utilized to Date: \$0

Target Areas: Limited Clientele

Percent Minority: TBD

City of Georgetown Sidewalk Project

Activity 65

Progress: This project was funded in three consecutive years to include engineering and construction. Engineering portion of project is substantially complete. Correcting Texas Department of Licensing & Registration (TDLR) issues. The portion of the project to include the south side of 2nd Street from Austin Ave. to College Street. 1,500 feet of sidewalk, 178 feet of driveways, 160 feet of road approach, 15 curb ramps is complete. The portion of the project to include the north side of 3rd, East side of MLK, North side of Scenic from Blue Hold Rd to Austin Ave. 1,334 feet of sidewalk, 11 curb ramps, 115 of driveways, 118 feet of handrails is complete.

The portion of the project to include the north side of 3rd, East side of MLK, North side of Scenic from Blue Hold Rd to Austin Ave. 1,334 feet of sidewalk, 11 curb ramps, 115 of driveways, 118 feet of handrails is complete.

This is the final time this project will be reported in a CAPER.

FY13 \$38,000 (engineering)

FY14 \$160,000

FY15 \$87,120

CDBG Funds Utilized to Date: \$233,180

Target Areas: City of Georgetown, Census Tract 214.02 Block Group 2 and Census Tract 213 Block Groups 2 and 4

Percent Low-Mod: 49.1%

Percent Minority: 51.54%

2016 CAPER Reports

LOCCS RECONCILIATION**Unexpended balance of CDBG funds***(Line 16 of the IDIS Financial Summary)*\$ 1,715,319.97**LOCCS Balance (as of the end of the program year)**\$ 1,893,056.25**Unexpended CDBG program income and /or Unexpended CDBG grant funds:**a) *Grantee Program Account*b) *Sub recipients Program Account*c) *Revolving Fund Cash Balances*d) *Section 108 Cash Balances*\$ -\$ -\$ -**Total CASH ON-HAND**\$ -**Grantee Program Liabilities***(include any reimbursements due from program funds)*\$ 177,736.28

Prior Year Flags.

Sub recipient Program Liabilities*(include any reimbursement due from program funds)*\$ -**Total LIABILITIES**\$ 177,736.28**RECONCILING BALANCE***(LOCCS Balance Plus Cash on Hand Total Liabilities Total)*\$ -**Total Unexpended Balance of CDBG Funds****Reconciling Balance =****Unreconciled Difference ***\$ 1,715,319.97**Note:**

* Provide an explanation for an unreconciled difference.

**Use the IDIS PR09 to check for Program Income/Revolving Loan Fund Balances when Cash On-Hand is a positive figure.

**Use the IDIS PR07 to check for draws marked "prior year" for the 1st 90 days after the program year ends.

Office of Community Planning and Development
U.S. Department of Housing and Urban Development
Integrated Disbursement and Information System
PR26 - CDBG Financial Summary Report
Program Year 2016
WILLIAMSON COUNTY , TX

DATE: 11-30-17
TIME: 9:38
PAGE: 1

PART I: SUMMARY OF CDBG RESOURCES

01 UNEXPENDED CDBG FUNDS AT END OF PREVIOUS PROGRAM YEAR	1,739,157.95
02 ENTITLEMENT GRANT	1,231,067.00
03 SURPLUS URBAN RENEWAL	0.00
04 SECTION 108 GUARANTEED LOAN FUNDS	0.00
05 CURRENT YEAR PROGRAM INCOME	0.00
05a CURRENT YEAR SECTION 108 PROGRAM INCOME (FOR SI TYPE)	0.00
06 FUNDS RETURNED TO THE LINE-OF-CREDIT	0.00
06a FUNDS RETURNED TO THE LOCAL CDBG ACCOUNT	0.00
07 ADJUSTMENT TO COMPUTE TOTAL AVAILABLE	0.00
08 TOTAL AVAILABLE (SUM, LINES 01-07)	2,970,224.95

PART II: SUMMARY OF CDBG EXPENDITURES

09 DISBURSEMENTS OTHER THAN SECTION 108 REPAYMENTS AND PLANNING/ADMINISTRATION	1,128,671.81
10 ADJUSTMENT TO COMPUTE TOTAL AMOUNT SUBJECT TO LOW/MOD BENEFIT	0.00
11 AMOUNT SUBJECT TO LOW/MOD BENEFIT (LINE 09 + LINE 10)	1,128,671.81
12 DISBURSED IN IDIS FOR PLANNING/ADMINISTRATION	126,233.17
13 DISBURSED IN IDIS FOR SECTION 108 REPAYMENTS	0.00
14 ADJUSTMENT TO COMPUTE TOTAL EXPENDITURES	0.00
15 TOTAL EXPENDITURES (SUM, LINES 11-14)	1,254,904.98
16 UNEXPENDED BALANCE (LINE 08 - LINE 15)	1,715,319.97

PART III: LOWMOD BENEFIT THIS REPORTING PERIOD

17 EXPENDED FOR LOW/MOD HOUSING IN SPECIAL AREAS	0.00
18 EXPENDED FOR LOW/MOD MULTI-UNIT HOUSING	0.00
19 DISBURSED FOR OTHER LOW/MOD ACTIVITIES	1,128,671.81
20 ADJUSTMENT TO COMPUTE TOTAL LOW/MOD CREDIT	0.00
21 TOTAL LOW/MOD CREDIT (SUM, LINES 17-20)	1,128,671.81
22 PERCENT LOW/MOD CREDIT (LINE 21/LINE 11)	100.00%

LOW/MOD BENEFIT FOR MULTI-YEAR CERTIFICATIONS

23 PROGRAM YEARS(PY) COVERED IN CERTIFICATION	PY: PY: PY:
24 CUMULATIVE NET EXPENDITURES SUBJECT TO LOW/MOD BENEFIT CALCULATION	0.00
25 CUMULATIVE EXPENDITURES BENEFITING LOW/MOD PERSONS	0.00
26 PERCENT BENEFIT TO LOW/MOD PERSONS (LINE 25/LINE 24)	0.00%

PART IV: PUBLIC SERVICE (PS) CAP CALCULATIONS

27 DISBURSED IN IDIS FOR PUBLIC SERVICES	0.00
28 PS UNLIQUIDATED OBLIGATIONS AT END OF CURRENT PROGRAM YEAR	0.00
29 PS UNLIQUIDATED OBLIGATIONS AT END OF PREVIOUS PROGRAM YEAR	0.00
30 ADJUSTMENT TO COMPUTE TOTAL PS OBLIGATIONS	0.00
31 TOTAL PS OBLIGATIONS (LINE 27 + LINE 28 - LINE 29 + LINE 30)	0.00
32 ENTITLEMENT GRANT	1,231,067.00
33 PRIOR YEAR PROGRAM INCOME	27,500.00
34 ADJUSTMENT TO COMPUTE TOTAL SUBJECT TO PS CAP	0.00
35 TOTAL SUBJECT TO PS CAP (SUM, LINES 32-34)	1,258,567.00
36 PERCENT FUNDS OBLIGATED FOR PS ACTIVITIES (LINE 31/LINE 35)	0.00%

PART V: PLANNING AND ADMINISTRATION (PA) CAP

37 DISBURSED IN IDIS FOR PLANNING/ADMINISTRATION	126,233.17
38 PA UNLIQUIDATED OBLIGATIONS AT END OF CURRENT PROGRAM YEAR	21,599.59
39 PA UNLIQUIDATED OBLIGATIONS AT END OF PREVIOUS PROGRAM YEAR	23,675.76
40 ADJUSTMENT TO COMPUTE TOTAL PA OBLIGATIONS	0.00
41 TOTAL PA OBLIGATIONS (LINE 37 + LINE 38 - LINE 39 +LINE 40)	124,157.00
42 ENTITLEMENT GRANT	1,231,067.00
43 CURRENT YEAR PROGRAM INCOME	0.00
44 ADJUSTMENT TO COMPUTE TOTAL SUBJECT TO PA CAP	0.00
45 TOTAL SUBJECT TO PA CAP (SUM, LINES 42-44)	1,231,067.00
46 PERCENT FUNDS OBLIGATED FOR PA ACTIVITIES (LINE 41/LINE 45)	10.09%

Office of Community Planning and Development
U.S. Department of Housing and Urban Development
Integrated Disbursement and Information System
PR26 - CDBG Financial Summary Report
Program Year 2016
WILLIAMSON COUNTY , TX

DATE: 11-30-17
TIME: 9:38
PAGE: 2

LINE 17 DETAIL: ACTIVITIES TO CONSIDER IN DETERMINING THE AMOUNT TO ENTER ON LINE 17

Report returned no data.

LINE 18 DETAIL: ACTIVITIES TO CONSIDER IN DETERMINING THE AMOUNT TO ENTER ON LINE 18

Report returned no data.

LINE 19 DETAIL: ACTIVITIES INCLUDED IN THE COMPUTATION OF LINE 19

Plan Year	IDIS Project	IDIS Activity	Voucher Number	Activity Name	Matrix Code	National Objective	Drawn Amount
2012	3	55	6085562	Habitat for Humanity Land Acquisition	01	LMH	\$41.40
2013	3	61	6019173	Habitat for Humanity Land Acquisition	01	LMH	\$134.46
2013	3	61	6039972	Habitat for Humanity Land Acquisition	01	LMH	\$134.36
2013	3	61	6054036	Habitat for Humanity Land Acquisition	01	LMH	\$9,138.71
2014	8	74	6066159	Habitat for Humanity Land Acquisition 1207 and 1305 Frink Street	01	LMH	\$39,178.51
					01	Matrix Code	\$48,627.44
2014	5	70	5996229	Granger Drainage Improvements	03I	LMA	\$8,800.00
2014	5	70	6039972	Granger Drainage Improvements	03I	LMA	\$1,240.00
2014	5	70	6054036	Granger Drainage Improvements	03I	LMA	\$2,550.00
2014	5	70	6066159	Granger Drainage Improvements	03I	LMA	\$1,545.00
2014	5	70	6093907	Granger Drainage Improvements	03I	LMA	\$26,482.50
2014	5	70	6098086	Granger Drainage Improvements	03I	LMA	\$93,667.50
					03I	Matrix Code	\$134,285.00
2013	4	62	5996229	Jarrell Sewer Project Double Creek	03J	LMA	\$3,600.00
2013	4	62	6009264	Jarrell Sewer Project Double Creek	03J	LMA	\$31,154.70
2013	4	62	6019173	Jarrell Sewer Project Double Creek	03J	LMA	\$1,050.00
2013	4	62	6030424	Jarrell Sewer Project Double Creek	03J	LMA	\$1,799.68
2013	4	62	6039972	Jarrell Sewer Project Double Creek	03J	LMA	\$1,575.00
2013	4	62	6054036	Jarrell Sewer Project Double Creek	03J	LMA	\$104,458.64
2013	4	62	6066159	Jarrell Sewer Project Double Creek	03J	LMA	\$101,098.97
2013	4	62	6085562	Jarrell Sewer Project Double Creek	03J	LMA	\$7,687.98
2013	4	62	6098086	Jarrell Sewer Project Double Creek	03J	LMA	\$11,562.66
2014	1	68	6066159	Taylor Street Rehab Project	03J	LMA	\$545,818.05
2016	5	75	6066159	Granger Sewer FY16	03J	LMA	\$30,800.00
					03J	Matrix Code	\$840,605.68
2012	4	56	5978476	Georgetown Sidewalk Project FY12	03L	LMA	\$17,463.85
2012	4	56	6019173	Georgetown Sidewalk Project FY12	03L	LMA	\$44,227.25
2012	4	56	6039972	Georgetown Sidewalk Project FY12	03L	LMA	\$8,112.44
2013	7	65	6019173	Georgetown MLK/3rd and 2nd Sidewalks	03L	LMA	\$719.10
2013	7	65	6039972	Georgetown MLK/3rd and 2nd Sidewalks	03L	LMA	\$12,627.05
2013	8	66	6054036	Liberty Hill Sidewalk Project	03L	LMA	\$4,544.00
2016	4	76	6085562	Georgetown 2016 Sidewalk	03L	LMA	\$4,110.00
2016	4	76	6093907	Georgetown 2016 Sidewalk	03L	LMA	\$13,350.00
					03L	Matrix Code	\$105,153.69
Total							\$1,128,671.81

LINE 27 DETAIL: ACTIVITIES INCLUDED IN THE COMPUTATION OF LINE 27

Report returned no data.

LINE 37 DETAIL: ACTIVITIES INCLUDED IN THE COMPUTATION OF LINE 37

Plan Year	IDIS Project	IDIS Activity	Voucher Number	Activity Name	Matrix Code	National Objective	Drawn Amount
2015	2	72	5978476	Program Administration	21A		\$13,338.44
2015	2	72	5996229	Program Administration	21A		\$10,337.32

Office of Community Planning and Development
U.S. Department of Housing and Urban Development
Integrated Disbursement and Information System
PR26 - CDBG Financial Summary Report
Program Year 2016
WILLIAMSON COUNTY, TX

DATE: 11-30-17
TIME: 9:38
PAGE: 3

Plan Year	IDIS Project	IDIS Activity	Voucher Number	Activity Name	Matrix Code	National Objective	Drawn Amount
2016	7	73	5996229	Program Administration 2016	21A		\$3,850.85
2016	7	73	6009264	Program Administration 2016	21A		\$10,669.81
2016	7	73	6009617	Program Administration 2016	21A		\$9,480.23
2016	7	73	6019173	Program Administration 2016	21A		\$10,662.77
2016	7	73	6030424	Program Administration 2016	21A		\$11,868.10
2016	7	73	6039972	Program Administration 2016	21A		\$8,010.51
2016	7	73	6054036	Program Administration 2016	21A		\$16,313.31
2016	7	73	6066159	Program Administration 2016	21A		\$10,867.59
2016	7	73	6085562	Program Administration 2016	21A		\$20,829.63
2016	7	73	6093907	Program Administration 2016	21A		\$4.61
Total					21A	Matrix Code	\$126,233.17
							\$126,233.17

Office of Community Planning and Development
U.S. Department of Housing and Urban Development
Integrated Disbursement and Information System
PR26 - CDBG Financial Summary Report
Program Year 2016
WILLIAMSON COUNTY, TX

DATE: 11-30-17
TIME: 9:38
PAGE: 2

LINE 17 DETAIL: ACTIVITIES TO CONSIDER IN DETERMINING THE AMOUNT TO ENTER ON LINE 17

Report returned no data.

LINE 18 DETAIL: ACTIVITIES TO CONSIDER IN DETERMINING THE AMOUNT TO ENTER ON LINE 18

Report returned no data.

LINE 19 DETAIL: ACTIVITIES INCLUDED IN THE COMPUTATION OF LINE 19

Plan Year	IDIS Project	IDIS Activity	Voucher Number	Activity Name	Matrix Code	National Objective	Drawn Amount
2012	3	55	6085562	Habitat for Humanity Land Acquisition	01	LMH	\$41.40
2013	3	61	6019173	Habitat for Humanity Land Acquisition	01	LMH	\$134.46
2013	3	61	6039972	Habitat for Humanity Land Acquisition	01	LMH	\$134.36
2013	3	61	6054036	Habitat for Humanity Land Acquisition	01	LMH	\$9,138.71
2014	8	74	6066159	Habitat for Humanity Land Acquisition 1207 and 1305 Frink Street	01	LMH	\$39,178.51
					01	Matrix Code	\$48,627.44
2014	5	70	5996229	Granger Drainage Improvements	03I	LMA	\$8,800.00
2014	5	70	6039972	Granger Drainage Improvements	03I	LMA	\$1,240.00
2014	5	70	6054036	Granger Drainage Improvements	03I	LMA	\$2,550.00
2014	5	70	6066159	Granger Drainage Improvements	03I	LMA	\$1,545.00
2014	5	70	6093907	Granger Drainage Improvements	03I	LMA	\$26,482.50
2014	5	70	6098086	Granger Drainage Improvements	03I	LMA	\$93,667.50
					03I	Matrix Code	\$134,285.00
2013	4	62	5996229	Jarrell Sewer Project Double Creek	03J	LMA	\$3,600.00
2013	4	62	6009264	Jarrell Sewer Project Double Creek	03J	LMA	\$31,154.70
2013	4	62	6019173	Jarrell Sewer Project Double Creek	03J	LMA	\$1,050.00
2013	4	62	6030424	Jarrell Sewer Project Double Creek	03J	LMA	\$1,799.68
2013	4	62	6039972	Jarrell Sewer Project Double Creek	03J	LMA	\$1,575.00
2013	4	62	6054036	Jarrell Sewer Project Double Creek	03J	LMA	\$104,458.64
2013	4	62	6066159	Jarrell Sewer Project Double Creek	03J	LMA	\$101,098.97
2013	4	62	6085562	Jarrell Sewer Project Double Creek	03J	LMA	\$7,687.98
2013	4	62	6098086	Jarrell Sewer Project Double Creek	03J	LMA	\$11,562.66
2014	1	68	6066159	Taylor Street Rehab Project	03J	LMA	\$545,818.05
2016	5	75	6066159	Granger Sewer FY16	03J	LMA	\$30,800.00
					03J	Matrix Code	\$840,605.68
2012	4	56	5978476	Georgetown Sidewalk Project FY12	03L	LMA	\$17,463.85
2012	4	56	6019173	Georgetown Sidewalk Project FY12	03L	LMA	\$44,227.25
2012	4	56	6039972	Georgetown Sidewalk Project FY12	03L	LMA	\$8,112.44
2013	7	65	6019173	Georgetown MLK/3rd and 2nd Sidewalks	03L	LMA	\$719.10
2013	7	65	6039972	Georgetown MLK/3rd and 2nd Sidewalks	03L	LMA	\$12,627.05
2013	8	66	6054036	Liberty Hill Sidewalk Project	03L	LMA	\$4,544.00
2016	4	76	6085562	Georgetown 2016 Sidewalk	03L	LMA	\$4,110.00
2016	4	76	6093907	Georgetown 2016 Sidewalk	03L	LMA	\$13,350.00
					03L	Matrix Code	\$105,153.69
Total							\$1,128,671.81

LINE 27 DETAIL: ACTIVITIES INCLUDED IN THE COMPUTATION OF LINE 27

Report returned no data.

LINE 37 DETAIL: ACTIVITIES INCLUDED IN THE COMPUTATION OF LINE 37

Plan Year	IDIS Project	IDIS Activity	Voucher Number	Activity Name	Matrix Code	National Objective	Drawn Amount
2015	2	72	5978476	Program Administration	21A		\$13,338.44
2015	2	72	5996229	Program Administration	21A		\$10,337.32

Office of Community Planning and Development
U.S. Department of Housing and Urban Development
Integrated Disbursement and Information System
PR26 - CDBG Financial Summary Report
Program Year 2016
WILLIAMSON COUNTY, TX

DATE: 11-30-17
TIME: 9:38
PAGE: 3

Plan Year	IDIS Project	IDIS Activity	Voucher Number	Activity Name	Matrix Code	National Objective	Drawn Amount
2016	7	73	5996229	Program Administration 2016	21A		\$3,850.85
2016	7	73	6009264	Program Administration 2016	21A		\$10,669.81
2016	7	73	6009617	Program Administration 2016	21A		\$9,480.23
2016	7	73	6019173	Program Administration 2016	21A		\$10,662.77
2016	7	73	6030424	Program Administration 2016	21A		\$11,868.10
2016	7	73	6039972	Program Administration 2016	21A		\$8,010.51
2016	7	73	6054036	Program Administration 2016	21A		\$16,313.31
2016	7	73	6066159	Program Administration 2016	21A		\$10,867.59
2016	7	73	6085562	Program Administration 2016	21A		\$20,829.63
2016	7	73	6093907	Program Administration 2016	21A		\$4.61
Total					21A	Matrix Code	\$126,233.17
							\$126,233.17



U.S. Department of Housing and Urban Development
Office of Community Planning and Development
Integrated Disbursement and Information System
CDBG Activity Summary Report (GPR) for Program Year 2016
WILLIAMSON COUNTY

Date: 28-Nov-2017
Time: 12:40
Page: 1

PGM Year: 2009
Project: 0006 - Habitat for Humanity Land Acquisition
IDIS Activity: 35 - Habitat for Humanity Land Acquisition
Status: Completed 2/28/2017 12:00:00 AM
Location: 2108 N Austin Ave Georgetown, TX 78626-4511
Objective: Provide decent affordable housing
Outcome: Affordability
Matrix Code: Acquisition of Real Property (01)
National Objective: LMH

Initial Funding Date: 12/27/2010

Description:
Land acquisition of property throughout Williamson County for the purpose of developing affordable housing.
Financing

Fund Type	Grant Year	Grant	Funded Amount		Drawn In Program Year	Drawn Thru Program Year	
			Total	Hispanic		Total	Hispanic
CDBG	EN	Pre-2015				\$0.00	\$0.00
		2010	B10UC480502			\$0.00	\$94,579.50
		2011	B11UC480502			\$0.00	\$55,420.50
Total	Total					\$0.00	\$150,000.00

Proposed Accomplishments
Housing Units : 10

Actual Accomplishments
Number assisted:

	Owner		Renter		Total		Person	
	Total	Hispanic	Total	Hispanic	Total	Hispanic	Total	Hispanic
White:	1	1	0	0	1	1	0	0
Black/African American:	2	0	0	0	2	0	0	0
Asian:	0	0	0	0	0	0	0	0
American Indian/Alaskan Native:	0	0	0	0	0	0	0	0
Native Hawaiian/Other Pacific Islander:	0	0	0	0	0	0	0	0
American Indian/Alaskan Native & White:	0	0	0	0	0	0	0	0
Asian White:	0	0	0	0	0	0	0	0
Black/African American & White:	0	0	0	0	0	0	0	0
American Indian/Alaskan Native & Black/African American:	0	0	0	0	0	0	0	0
Other multi-racial:	0	0	0	0	0	0	0	0
Asian/Pacific Islander:	0	0	0	0	0	0	0	0
Hispanic:	0	0	0	0	0	0	0	0
Total:	3	1	0	0	3	1	0	0

U.S. Department of Housing and Urban Development
Office of Community Planning and Development
Integrated Disbursement and Information System
CDBG Activity Summary Report (GPR) for Program Year 2016
WILLIAMSON COUNTY

Female-headed Households:

2 0 2

Income Category:

	Owner	Renter	Total	Person
Extremely Low	0	0	0	0
Low Mod	2	0	2	0
Moderate	0	0	0	0
Non Low Moderate	0	0	0	0
Total	2	0	2	0
Percent Low/Mod	100.0%		100.0%	

Annual Accomplishments

Years	Accomplishment Narrative	# Benefitting
-------	--------------------------	---------------

2009 Agreement is being developed and approved by HUD.

2010 Agreement to be approved in December 2011. Land acquisition to begin first quarter 2012.

2011 Three properties have been purchased for the purpose of affordable housing. Additional properties throughout the County are being identified for purchase.

2012 Four properties have been purchased for the purpose of affordable housing. Additional properties throughout the County are being identified for purchase. One family has moved into a home and one additional house is under construction.

2013 1405 Hart Street
Georgetown TX
(Family of 5 occupy the home)

1608 S. Walnut
Georgetown TX
(Family of 2 occupy home)

2014 1006 Moon Glow
Leander TX
(Family of 6 occupy home)
207 3rd Street
Jarrell TX
(Family of 2 occupy home)

Three additional lots have been purchased utilizing 2009 funding. One home is currently under construction. The additional homes are expected to begin in Fall 2016 and Spring 2017.

U.S. Department of Housing and Urban Development
Office of Community Planning and Development
Integrated Disbursement and Information System
CDBG Activity Summary Report (GPR) for Program Year 2016
WILLIAMSON COUNTY

Date: 28-Nov-2017
Time: 12:40
Page: 3

<u>Years</u>	<u>Accomplishment Narrative</u>	<u># Benefiting</u>
2015	1008 Moon Glow Leander TX (family of 4 moved in January 2016)	
	1013 Moon Glow Leander TX Construction has begun with an expected completion in December 2016	
	1010 Moon Glow Leander TX Construction to begin in November 2016 and expected to be complete in March 2017	
2016	1010 Moon Glow Leander TX (family of 4 moved in February 2017)	
	1013 Moon Glow Leander TX (family of 2 moved in December 2016)	



U.S. Department of Housing and Urban Development
Office of Community Planning and Development
Integrated Disbursement and Information System
CDBG Activity Summary Report (GPR) for Program Year 2016
WILLIAMSON COUNTY

Date: 28-Nov-2017
Time: 12:40
Page: 4

PGM Year: 2012
Project: 0003 - Habitat for Humanity Land Acquisition
IDIS Activity: 55 - Habitat for Humanity Land Acquisition
Status: Open
Location: 2108 N Austin Ave Georgetown, TX 78626-4511
Objective: Provide decent affordable housing
Outcome: Affordability
Matrix Code: Acquisition of Real Property (01)
National Objective: LMH

Initial Funding Date: 11/05/2013

Description:
Land acquisition of property throughout Williamson County for the purpose of developing affordable housing.

Financing	Fund Type	Grant Year	Grant	Funded Amount	Drawn In Program Year	Drawn Thru Program Year
CDBG	EN	Pre-2015		\$140,041.40	\$0.00	\$0.00
		2011	B11UC480502		\$0.00	\$9,521.50
		2012	B12UC480502		\$0.00	\$130,478.50
		2014	B14UC480502		\$41.40	\$41.40
Total	Total			\$140,041.40	\$41.40	\$140,041.40

Proposed Accomplishments
Housing Units : 4

Actual Accomplishments

Number assisted:

	Owner		Renter		Total		Person	
	Total	Hispanic	Total	Hispanic	Total	Hispanic	Total	Hispanic
White:	2	2	0	0	2	2	0	0
Black/African American:	0	0	0	0	0	0	0	0
Asian:	0	0	0	0	0	0	0	0
American Indian/Alaskan Native:	0	0	0	0	0	0	0	0
Native Hawaiian/Other Pacific Islander:	0	0	0	0	0	0	0	0
American Indian/Alaskan Native & White:	0	0	0	0	0	0	0	0
Asian White:	0	0	0	0	0	0	0	0
Black/African American & White:	0	0	0	0	0	0	0	0
American Indian/Alaskan Native & Black/African American:	0	0	0	0	0	0	0	0
Other multi-racial:	0	0	0	0	0	0	0	0
Asian/Pacific Islander:	0	0	0	0	0	0	0	0
Hispanic:	0	0	0	0	0	0	0	0

U.S. Department of Housing and Urban Development
Office of Community Planning and Development
Integrated Disbursement and Information System

CDBG Activity Summary Report (GPR) for Program Year 2016
WILLIAMSON COUNTY

Date: 28-Nov-2017
Time: 12:40
Page: 5



Total: 2 2 0 0 2 2 0 0

Female-headed Households:

0 0 0 0 0 0 0 0

Income Category:

	Owner	Renter	Total	Person
Extremely Low	0	0	0	0
Low Mod	2	0	2	0
Moderate	0	0	0	0
Non Low Moderate	0	0	0	0
Total	2	0	2	0
Percent Low/Mod	100.0%		100.0%	

Annual Accomplishments

Years **Accomplishment Narrative**

Benefitting

2013 Two lots have been purchased for the purpose of building affordable housing.
2014 Properties located on E. Valley Street were purchased for the total cost of \$203,436.43. Six lots were originally purchased. Two will be used as planted when purchased (202 and 204). The remaining 4 will be replanted into 5 resulting in a total of 7 lots for HHHC use. Funding used was: Act. 55 \$130,478.50 and Act. 61 \$72,957.93.

2015 202 Valley Street
Georgetown TX
(family of 5 moved in November 2015)

204 E Valley Street
Georgetown
(family of 4 moved in November 2016)

Construction on 208 E. Valley Street Georgetown TX is expected to begin February 2017 and 206 E. Valley construction is expected to begin January 2018.


2016 208 East Valley
Georgetown TX
(Family of 6 moved in May 2017)

207 East Morrow Georgetown: Family has been selected and house is to be sold to them in June 2018.
209 East Morrow Georgetown: Family to be selected into the homeownership program and house to be sold to them in June 2018.

U.S. Department of Housing and Urban Development
Office of Community Planning and Development
Integrated Disbursement and Information System

CDBG Activity Summary Report (GPR) for Program Year 2016
WILLIAMSON COUNTY

Date: 28-Nov-2017
Time: 12:40
Page: 6



PGM Year: 2012

Project: 0004 - Georgetown Sidewalk FY12

IDIS Activity: 56 - Georgetown Sidewalk Project FY12

Status: Completed 1/11/2017 12:00:00 AM

Location: 113 E 8th St Georgetown, TX 78626-5801

Objective: Create suitable living environments

Outcome: Sustainability

Matrix Code: Sidewalks (03L)

National Objective: LMA

Initial Funding Date: 12/03/2013

Description:

Construction of approximately 870 square yards of sidewalk, 185 square yards of driveway approaches and 15 handicapped ramps along the south side of W. University Avenue between IH35 and Austin Avenue in Georgetown, TX.

Financing

	Fund Type	Grant Year	Grant	Funded Amount	Drawn In Program Year	Drawn Thru Program Year
		Pre-2015				
CDBG	EN	2012	B12UC480502	\$78,900.00	\$0.00	\$0.00
		2013	B13UC480502		\$0.00	\$3,066.02
		2014	B14UC480502		\$69,803.54	\$6,030.44
Total	Total			\$78,900.00	\$69,803.54	\$78,900.00

Proposed Accomplishments

People (General) : 1,509

Total Population in Service Area: 1,509

Census Tract Percent Low / Mod: 81.20

Annual Accomplishments

Years	Accomplishment Narrative	# Benefitting
2012	Environmental is complete. Release of funds is expected in December 2013.	
2013	Environmental is complete. Engineering is 75% complete. Issue of bid is expected in January 2015 with an award and notice to proceed in March 2015. Project is expected to be completed in July 2015.	
2014	Environmental is complete. Engineering and planning are underway. City is working with additional agencies in order to meet water run-off requirements.	
2015	Project is 65% complete. Substantial completion is expected December 2016 with project closeout in February 2017.	
2016	Project is complete. Construction of 740 square yards of sidewalk, 412 square yards of driveway approaches and 16 handicapped ramps along the south side of W. University Avenue between IH35 and Scenic Drive in Georgetown, TX.	



U.S. Department of Housing and Urban Development
Office of Community Planning and Development
Integrated Disbursement and Information System
CDBG Activity Summary Report (GPR) for Program Year 2016
WILLIAMSON COUNTY

Date: 28-Nov-2017
Time: 12:40
Page: 7

PGM Year: 2013

Project: 0003 - Habitat for Humanity Land Acquisition

IDIS Activity: 61 - Habitat for Humanity Land Acquisition

Status: Open

Location: 2108 N Austin Ave Georgetown, TX 78626-4511

Objective: Provide decent affordable housing
Outcome: Affordability
Matrix Code: Acquisition of Real Property (01)

National Objective: LMH

Initial Funding Date: 07/10/2014

Description:

Land acquisition of property throughout Williamson County for the purpose of developing affordable housing.

Financing

Fund Type	Grant Year	Grant	Funded Amount		Drawn In Program Year		Drawn Thru Program Year	
			Total	Hispanic	Total	Hispanic	Total	Hispanic
CDBG EN	Pre-2015				\$140,000.00		\$0.00	\$0.00
	2012	B12UC480502					\$0.00	\$72,957.93
	2013	B13UC480502					\$0.00	\$57,634.54
	2014	B14UC480502					\$9,407.53	\$9,407.53
Total	Total				\$140,000.00		\$9,407.53	\$140,000.00

Proposed Accomplishments

Housing Units : 3

Actual Accomplishments

Number assisted:

	Owner		Renter		Total		Person	
	Total	Hispanic	Total	Hispanic	Total	Hispanic	Total	Hispanic
White:	0	0	0	0	0	0	0	0
Black/African American:	0	0	0	0	0	0	0	0
Asian:	0	0	0	0	0	0	0	0
American Indian/Alaskan Native:	0	0	0	0	0	0	0	0
Native Hawaiian/Other Pacific Islander:	0	0	0	0	0	0	0	0
American Indian/Alaskan Native & White:	0	0	0	0	0	0	0	0
Asian White:	0	0	0	0	0	0	0	0
Black/African American & White:	0	0	0	0	0	0	0	0
American Indian/Alaskan Native & Black/African American:	0	0	0	0	0	0	0	0
Other multi-racial:	0	0	0	0	0	0	0	0
Asian/Pacific Islander:	0	0	0	0	0	0	0	0
Hispanic:	0	0	0	0	0	0	0	0



U.S. Department of Housing and Urban Development
Office of Community Planning and Development
Integrated Disbursement and Information System
CDBG Activity Summary Report (GPR) for Program Year 2016
WILLIAMSON COUNTY

Date: 28-Nov-2017
Time: 12:40
Page: 8

Total: 0 0 0 0 0 0 0

Female-headed Households:

0 0 0 0 0 0 0

Income Category:

	Owner	Renter	Total	Person
Extremely Low	0	0	0	0
Low Mod	0	0	0	0
Moderate	0	0	0	0
Non Low Moderate	0	0	0	0
Total	0	0	0	0
Percent Low/Mod				

Annual Accomplishments

Years Accomplishment Narrative

Benefitting

2013	One lot has been purchased for the purpose of building affordable housing.
2014	Properties located on E. Valley Street were purchased for the total cost of \$203,436.43. Six lots were originally purchased. Two will be used as platted when purchased (202 and 204). The remaining 4 will be replatted into 5 resulting in a total of 7 lots for HHFWC use. Funding used was: Act. 55 \$130,478.50 and Act. 61 \$72,957.93.
2015	Construction on home located on 609 Twin Oaks Trail Cedar Park is expected to begin September 2017 and be completed January 2018.
2016	609 Twin Oak Trail Cedar Park: Family has been selected and house is to be sold to them in June 2018. 206 East Valley Georgetown: Family to be selected into the homeownership program and house to be sold to them in June 2018. 207 East Morrow Georgetown: Family has been selected and house is to be sold to them in June 2018. 209 East Morrow Georgetown: Family to be selected into the homeownership program and house to be sold to them in June 2018.



U.S. Department of Housing and Urban Development
Office of Community Planning and Development
Integrated Disbursement and Information System
CDBG Activity Summary Report (GPR) for Program Year 2016
WILLAMSON COUNTY

Date: 28-Nov-2017
Time: 12:40
Page: 9

PGM Year: 2013
Project: 0004 - Jarrell Sewer FY13
IDIS Activity: 62 - Jarrell Sewer Project Double Creek
Status: Open
Location: 1633 County Road 305 Jarrell, TX 76537-1163
Objective: Create suitable living environments
Outcome: Sustainability
Matrix Code: Water/Sewer Improvements (03J)
National Objective: LMA

Initial Funding Date: 07/10/2014

Description:
Installation of a packaged lift station and approximately 4,000 linear feet of 2-inch force main pipe.
The project will also include approximately 200 linear feet of 6-inch gravity wastewater pipe, two (2) manholes, two (2) wastewater services to existing homes, and all associated incidentals required for construction.

Financing

Fund Type	Grant Year	Grant	Funded Amount	Drawn In Program Year	Drawn Thru Program Year
	Pre-2015		\$523,550.00	\$0.00	\$0.00
	2012	B12UC480502		\$0.00	\$28,500.00
	2013	B13UC480502		\$0.00	\$283,406.40
	2014	B14UC480502		\$30,372.98	\$211,643.60
	2015	B15UC480502	\$226,537.00	\$204,787.00	\$226,537.00
	2016	B16UC480502	\$199,300.00	\$17,264.99	\$17,264.99
Total			\$949,387.00	\$252,424.97	\$767,351.99

Proposed Accomplishments

People (General) : 1,921
Total Population in Service Area: 1,973
Census Tract Percent Low / Mod: 47.70

Annual Accomplishments

Years	Accomplishment Narrative	# Benefitting
-------	--------------------------	---------------

2013	Project surveying is complete. Engineering is in progress. Environmental clearance is underway and release of funds is expected in November-December 2014. Anticipated project advertisement to occur December, 2014.	
2014	Survey, engineering and planning and environmental review of project is complete. Project is underway. This is a multi-year funded project.	
2015	The portion of the project along Double Creek Drive and Double Creek Spur is approaching completion. The portion of the project along CR305 was advertised October 2016 and had the bid opening on November 8, 2016. Construction expected to begin November-December 2016.	
2016	Preparing the roadway for final asphalt course. December 2017 - Final asphalt and cleanup. The City of Jarrell has completed and paid for 31 household connections.	

U.S. Department of Housing and Urban Development
Office of Community Planning and Development
Integrated Disbursement and Information System
CDBG Activity Summary Report (GPR) for Program Year 2016
WILLIAMSON COUNTY

Date: 28-Nov-2017
Time: 12:40
Page: 10

PGM Year: 2013

Project: 0007 - Georgetown MLK/3rd and 2nd Sidewalks

IDIS Activity: 65 - Georgetown MLK/3rd and 2nd Sidewalks

Status: Completed 3/27/2017 12:00:00 AM

Location: PO Box 409 Georgetown, TX 78627-0409

Objective: Create suitable living environments
Outcome: Availability/accessibility
Matrix Code: Sidewalks (03L)

National Objective: LMA

Initial Funding Date: 11/21/2014

Description:

Engineering and surveying for the installation of sidewalks in various locations in Georgetown, TX. Construction plans and contract documents will be developed for the installation of approximately 860 feet of sidewalk, 150 feet of driveway approach, and 24 handicapped ramps along the north side of Scenic from Blue Hole Park Road to MLK Street, the west side of MLK Street, from Blue Hole Road to WJ. 3rd Street and the south side of 3rd Street from MLK Street to Austin Ave.

Installation of approximately 1825 feet of sidewalk, 200 feet of driveway approach and 26 handicapped ramps along the north side of 2nd Street, from Austin Avenue to College Street.

Financing

Fund Type	Grant Year	Grant	Funded Amount	Drawn In Program Year	Drawn Thru Program Year
	Pre-2015		\$146,060.00	\$0.00	\$0.00
CDBG	EN	2013 B13UC480502		\$0.00	\$89,523.26
		2014 B14UC480502		\$8,744.10	\$56,536.74
		2015 B15UC480502	\$87,120.00	\$4,602.05	\$87,120.00
Total	Total		\$233,180.00	\$13,346.15	\$233,180.00

Proposed Accomplishments

People (General) : 1,574
Total Population in Service Area: 2,015
Census Tract Percent Low / Mod: 49.10

Annual Accomplishments

Years	Accomplishment Narrative	# Benefiting
2013	Engineering task order is expected to be issued December 2014. Completed engineering documents are expected in March 2015. Funding for this portion of the project is for engineering only.	
2014	Engineering, planning and environmental for project is complete. The city is relocating utilities and conducting street work prior to the sidewalks portion of the project. Sidewalk portion expected to be completed in spring 2016.	
2015	This project was funded in three consecutive years to include engineering and construction. Engineering portion of project is substantially complete. Correcting Texas Department of Licensing & Registration (TDLR) issues. The portion of the project to include the south side of 2nd Street from Austin Ave. to College Street. 1,500 feet of sidewalk, 178 feet of driveways, 160 feet of road approach, 15 curb ramps is complete. The portion of the project to include the north side of 3rd, East side of MLK, North side of Scenic from Blue Hold Rd to Austin Ave. 1,334 feet of sidewalk, 11 curb ramps, 115 of driveways, 118 feet of handrails is substantially complete. Full project expected to be complete in January 2017.	



U.S. Department of Housing and Urban Development
Office of Community Planning and Development
Integrated Disbursement and Information System
CDBG Activity Summary Report (GPR) for Program Year 2016
WILLIAMSON COUNTY

Date: 28-Nov-2017
Time: 12:40
Page: 11

Years	Accomplishment Narrative	# Benefiting
2016	The portion of the project to include the north side of 3rd, East side of MLK, North side of Scenic from Blue Hold Rd to Austin Ave. 1,334 feet of sidewalk, 11 curb ramps, 115 of driveways, 118 feet of handrails is complete.	

U.S. Department of Housing and Urban Development
Office of Community Planning and Development
Integrated Disbursement and Information System

CDBG Activity Summary Report (GPR) for Program Year 2016
WILLIAMSON COUNTY

Date: 28-Nov-2017
Time: 12:40
Page: 12



PGM Year: 2013

Project: 0008 - Liberty Hill Sidewalk Project

IDIS Activity: 66 - Liberty Hill Sidewalk Project

Status: Completed 8/2/2016 12:00:00 AM

Location: PO Box 1920 Liberty Hill, TX 78642-1920

Objective: Create suitable living environments

Outcome: Availability/accessibility

Matrix Code: Sidewalks (03L)

National Objective: LMA

Initial Funding Date: 11/21/2014

Description:

Engineering and surveying for the installation of sidewalks in various locations of downtown Liberty Hill. Construction plans and contract documents will be developed for the installation of approximately 9,635 linear feet of sidewalk, 16 sidewalk ramps, and associated temporary erosion control measures.

The project will encompass various city streets in downtown Liberty Hill near the area of Loop 332 and CR 279.

Financing

Fund Type	Grant Year	Grant	Funded Amount	Drawn In Program Year	Drawn Thru Program Year
	Pre-2015				
CDBG	EN	2013 B13UC480502	\$316,000.00	\$0.00	\$0.00
		2014 B14UC480502		\$0.00	\$27,200.00
				\$4,544.00	\$288,800.00
Total	Total		\$316,000.00	\$4,544.00	\$316,000.00

Proposed Accomplishments

People (General) : 997
Total Population in Service Area: 997
Census Tract Percent Low / Mod: 51.00

Annual Accomplishments

Years	Accomplishment Narrative	# Benefiting
2013	Meetings have been held with City staff and a refined location map is being developed based on available right-of-way, actual pedestrian needs, and related future City projects. Surveying will begin this November 2014 with detailed engineering following.	
2014	Engineering, surveying and environmental for project is complete. Project is underway.	
2015	Engineering, surveying and environmental for project is complete. Phase 1 of project is nearing completion. Additional phases will go through funding and eligibility process in future funding cycles. Phase 1 includes 9635 linear feet of 5 foot sidewalk, 2490 linear feet of silt fence and 16 sidewalk ramps. Project will completely or partially cover the following streets, Forrest Street, RR 1869, E Myrtle Lane, Hickman Street, Church Hill Lane, Loop 332 / Main Street, Young Street, Grove Street, Church Street, and CR 279.	



U.S. Department of Housing and Urban Development
Office of Community Planning and Development
Integrated Disbursement and Information System
CDBG Activity Summary Report (GPR) for Program Year 2016
WILLIAMSON COUNTY

Date: 28-Nov-2017
Time: 12:40
Page: 13

Years	Accomplishment Narrative	# Benefiting
2016	Project was completed on August 2, 2016 and certified and accepted on May 22, 2107. The final project is as follows: Loop 332 (Main St), east side from Liberty Hill Elementary School to RR 1869 = 1,460 linear feet of sidewalk, 4 ramps, 2 driveways Forrest Street, south side from Loop 332 to RR 1869 = 1,165 linear feet of sidewalk, 4 ramps, 2 driveways Grove Street, west side from Forrest to RR 1869 = 210 linear feet of sidewalk, 2 ramps Young Street, east side from Forrest to RR 1869 = 260 linear feet of sidewalk, 2 ramps RR 1869, north side from Loop 332 to Forrest Street = 810 linear feet of sidewalk, 6 ramps, 6 driveways Myrtle Street, south side from Loop 332 to Church Street = 695 linear feet of sidewalk	



U.S. Department of Housing and Urban Development
Office of Community Planning and Development
Integrated Disbursement and Information System
CDBG Activity Summary Report (GPR) for Program Year 2016
WILLIAMSON COUNTY

Date: 28-Nov-2017
Time: 12:40
Page: 14

PGM Year: 2014

Project: 0001 - City of Taylor Street Rehabilitation Project

IDIS Activity: 68 - Taylor Street Rehab Project

Status: Completed 8/29/2017 12:00:00 AM

Location: 400 Porter St Taylor, TX 76574-3600

Objective: Create suitable living environments
Outcome: Sustainability
Matrix Code: Water/Sewer Improvements (03J)

National Objective: LMA

Initial Funding Date: 06/09/2015

Description:

7920 square yards of street reconstruction on 4th street from Sloan to Howard 1100 linear feet of 8 inch wastewater main and 3180 linear feet of 8 inch water main, 10 manholes and 8 fire hydrants, trench safety and associated services, erosion controls, barricades, valves and fittings.

Financing

	Fund Type	Grant Year	Grant	Funded Amount	Drawn In Program Year	Drawn Thru Program Year
CDBG	EN	Pre-2015		\$350,000.00	\$0.00	\$0.00
		2014	B14UC480502		\$350,000.00	\$350,000.00
		2015	B15UC480502	\$350,000.00	\$195,818.05	\$195,818.05
Total	Total			\$700,000.00	\$545,818.05	\$545,818.05

Proposed Accomplishments

People (General) : 6,329
Total Population in Service Area: 5,725
Census Tract Percent Low / Mod: 73.19

Annual Accomplishments

Years	Accomplishment Narrative	# Benefiting
2014	This project is a multi-year funded projected. Engineering, planning and environmental reviews are being conducted.	
2015	Construction contact will be awarded December 2016. Construction is expected to begin in January 2017 and be completed in approximately 120 days.	
2016	7920 square yards of street reconstruction on 4th street from Sloan to Howard 1100 linear feet of 8 inch wastewater main and 3180 linear feet of 8 inch water main, 10 manholes and 8 fire hydrants, trench safety and associated services, erosion controls, barricades, valves and fittings.	



U.S. Department of Housing and Urban Development
Office of Community Planning and Development
Integrated Disbursement and Information System
CDBG Activity Summary Report (GPR) for Program Year 2016
WILLAMSON COUNTY

Date: 28-Nov-2017
Time: 12:40
Page: 15

PGM Year: 2014

Project: 0005 - City of Granger Drainage Improvements Project

IDIS Activity: 70 - Granger Drainage Improvements

Status: Open

Location: PO Box 367 Granger, TX 76530-0367

Objective: Create suitable living environments

Outcome: Sustainability

Matrix Code: Flood Drainage Improvements (031)

National Objective: LMA

Initial Funding Date: 08/19/2015

Description:

Demolition of approximately 1200 square yards of roadway, three CMP drainage pipes and associated structures.
Construction of a new creek crossing to provide access to the Granger ISD campus.

Financing

Fund Type	Grant Year	Grant	Funded Amount	Drawn In Program Year	Drawn Thru Program Year	# Benefitting
CDBG	EN	Pre-2015	\$54,400.00	\$0.00	\$0.00	
		2013		\$0.00	\$24,465.00	
		2014		\$7,540.00	\$29,935.00	
		2015		\$33,077.50	\$38,357.50	
Total	Total		\$332,700.00	\$40,617.50	\$92,757.50	

Proposed Accomplishments

Public Facilities : 1,299

Total Population in Service Area: 1,495

Census Tract Percent Low / Mod: 49.83

Annual Accomplishments

Years	Accomplishment Narrative	# Benefitting
2014	Engineering, planning and environmental review are underway. This is a multi-year project. The project has been awarded FY15 funding to complete the project.	
2015	Granger project funded in 2014 and 2015 will be advertised in November 2016. Construction is anticipated to begin in December 2016.	
2016	A 5x10 box culverts have been installed, and the backfill is being placed and compacted. Project completion is anticipated for December 2017 and will include complete pavement/sidewalk, project cleanup.	

U.S. Department of Housing and Urban Development
Office of Community Planning and Development
Integrated Disbursement and Information System
CDBG Activity Summary Report (GPR) for Program Year 2016
WILLIAMSON COUNTY

Date: 28-Nov-2017
Time: 12:40
Page: 16



PGM Year: 2014
Project: 0007 - Williamson County Crisis Center/Hope Alliance
IDIS Activity: 71 - Williamson County Crisis Center/Hope Alliance
Status: Open
Location: Address Suppressed
Objective: Create suitable living environments
Outcome: Availability/accessibility
Matrix Code: Battered and Abused Spouses (05G)
National Objective: LMC

Initial Funding Date: 08/19/2015

Description:
Rehab of emergency shelter.
Project will be completed in conjunction with the City of Round Rock CDBG.
Project consists of replacing 5,500 square feet of flooring; replacing 27 windows and one sliding glass door; rehab kitchen, replacing countertops, cabinetry, appliances and vent hood;
install attic insulation; replace closet doors and shelving in bedrooms, pantry and play areas.
Williamson County funding will be utilized for materials and attic insulation.

CDBG	EN	Grant Year	Grant	Funded Amount	Drawn In Program Year	Drawn Thru Program Year
		Pre-2015		\$20,000.00	\$0.00	\$0.00
		2015	B15UC480502	\$20,000.00	\$0.00	\$0.00
Total	Total			\$40,000.00	\$0.00	\$0.00

Proposed Accomplishments
People (General) : 400

Actual Accomplishments

Number assisted:

	Owner		Renter		Total		Person	
	Total	Hispanic	Total	Hispanic	Total	Hispanic	Total	Hispanic
White:	0	0	0	0	0	0	0	0
Black/African American:	0	0	0	0	0	0	0	0
Asian:	0	0	0	0	0	0	0	0
American Indian/Alaskan Native:	0	0	0	0	0	0	0	0
Native Hawaiian/Other Pacific Islander:	0	0	0	0	0	0	0	0
American Indian/Alaskan Native & White:	0	0	0	0	0	0	0	0
Asian White:	0	0	0	0	0	0	0	0
Black/African American & White:	0	0	0	0	0	0	0	0
American Indian/Alaskan Native & Black/African American:	0	0	0	0	0	0	0	0
Other multi-racial:	0	0	0	0	0	0	0	0
Asian/Pacific Islander:	0	0	0	0	0	0	0	0



U.S. Department of Housing and Urban Development
Office of Community Planning and Development
Integrated Disbursement and Information System
CDBG Activity Summary Report (GPR) for Program Year 2016
WILLIAMSON COUNTY

Date: 28-Nov-2017
Time: 12:40
Page: 17

Hispanic: 0 0 0 0 0 0 0 0
Total: 0 0 0 0 0 0 0 0

Female-headed Households: 0 0 0 0 0 0 0 0

Income Category:	Owner	Renter	Total	Person
Extremely Low	0	0	0	0
Low Mod	0	0	0	0
Moderate	0	0	0	0
Non Low Moderate	0	0	0	0
Total	0	0	0	0
Percent Low/Mod				

Annual Accomplishments

Years	Accomplishment Narrative	# Benefitting
2014	The project is in the planning stages. Funding will be combined with FY15 funding in order to complete project. Crisis Center still operates as the funding is for rehab of the shelter.	
2015	On October 25, 2016, Hope Alliance held a meeting with Architect to go over site plans. At the meeting changes were recommended to the plan. Hope Alliance will provide the updated plan to City of Round Rock (lead agency). The architect anticipates planning and construction to take approximately one year.	
2016	Architectural services were contracted Code and environmental needs study completed Asbestos testing has been completed and report received Additional private funds have been secured to fund the expanded scope of work, as identified in the code study, including significant ADA compliance needs On August 17, 2017, final architectural drawings were approved	



U.S. Department of Housing and Urban Development
Office of Community Planning and Development
Integrated Disbursement and Information System
CDBG Activity Summary Report (GPR) for Program Year 2016
WILLIAMSON COUNTY

Date: 28-Nov-2017
Time: 12:40
Page: 18

PGM Year: 2015
Project: 0002 - Program Administration

IDIS Activity: 72 - Program Administration

Status: Completed 12/27/2016 12:00:00 AM

Location:

Objective:
Outcome:
Matrix Code: General Program Administration (21A) National Objective:

Initial Funding Date: 01/13/2016

Description:

Williamson County CDBG Program Administration.

Financing

CDBG	Fund Type	Grant Year	Grant	Funded Amount	Drawn In Program Year	Drawn Thru Program Year
	EN	2015	B15UC480502	\$107,500.60	\$23,675.76	\$107,500.60
Total	Total			\$107,500.60	\$23,675.76	\$107,500.60

Proposed Accomplishments

Actual Accomplishments

Number assisted:

	Owner		Renter		Total		Person	
	Total	Hispanic	Total	Hispanic	Total	Hispanic	Total	Hispanic
White:		0		0		0		0
Black/African American:		0		0		0		0
Asian:		0		0		0		0
American Indian/Alaskan Native:		0		0		0		0
Native Hawaiian/Other Pacific Islander:		0		0		0		0
American Indian/Alaskan Native & White:		0		0		0		0
Asian White:		0		0		0		0
Black/African American & White:		0		0		0		0
American Indian/Alaskan Native & Black/African American:		0		0		0		0
Other multi-racial:		0		0		0		0
Asian/Pacific Islander:		0		0		0		0
Hispanic:		0		0		0		0
Total:	0	0	0	0	0	0	0	0

Female-headed Households:

Income Category:

Owner Renter Total Person



U.S. Department of Housing and Urban Development
Office of Community Planning and Development
Integrated Disbursement and Information System
CDBG Activity Summary Report (GPR) for Program Year 2016
WILLIAMSON COUNTY

Date: 28-Nov-2017
Time: 12:40
Page: 19

Extremely Low	0
Low Mod	0
Moderate	0
Non Low Moderate	0
Total	0
Percent Low/Mod	0

Annual Accomplishments

No data returned for this view. This might be because the applied filter excludes all data.



U.S. Department of Housing and Urban Development
Office of Community Planning and Development
Integrated Disbursement and Information System
CDBG Activity Summary Report (GPR) for Program Year 2016
WILLIAMSON COUNTY

Date: 28-Nov-2017
Time: 12:40
Page: 20

PGM Year: 2016
Project: 0007 - Program Administration

IDIS Activity: 73 - Program Administration 2016

Status: Open
Location: 1

Objective:
Outcome:
Matrix Code: General Program Administration (21A)
National Objective:

Initial Funding Date: 12/27/2016

Description:
Program Administration
Financing

CDBG	Fund Type	EN	Grant Year	Grant	Funded Amount	Drawn In Program Year	Drawn Thru Program Year
			2016	B16UC480502	\$124,157.00	\$102,557.41	\$102,557.41
Total	Total				\$124,157.00	\$102,557.41	\$102,557.41

Proposed Accomplishments

Actual Accomplishments

Number assisted:

	Owner		Renter		Total		Person	
	Total	Hispanic	Total	Hispanic	Total	Hispanic	Total	Hispanic
White:		0		0	0	0		0
Black/African American:		0		0	0	0		0
Asian:		0		0	0	0		0
American Indian/Alaskan Native:		0		0	0	0		0
Native Hawaiian/Other Pacific Islander:		0		0	0	0		0
American Indian/Alaskan Native & White:		0		0	0	0		0
Asian White:		0		0	0	0		0
Black/African American & White:		0		0	0	0		0
American Indian/Alaskan Native & Black/African American:		0		0	0	0		0
Other multi-racial:		0		0	0	0		0
Asian/Pacific Islander:		0		0	0	0		0
Hispanic:		0		0	0	0		0
Total:		0		0	0	0		0
Female-headed Households:		0			0			

Income Category:

Owner Renter Total Person



U.S. Department of Housing and Urban Development
Office of Community Planning and Development
Integrated Disbursement and Information System
CDBG Activity Summary Report (GPR) for Program Year 2016
WILLIAMSON COUNTY

Date: 28-Nov-2017
Time: 12:40
Page: 21

Extremely Low	0
Low Mod	0
Moderate	0
Non Low Moderate	0
Total	0
Percent Low/Mod	0

Annual Accomplishments

No data returned for this view. This might be because the applied filter excludes all data.

U.S. Department of Housing and Urban Development
Office of Community Planning and Development
Integrated Disbursement and Information System
CDBG Activity Summary Report (GPR) for Program Year 2016
WILLIAMSON COUNTY

Date: 28-Nov-2017
Time: 12:40
Page: 22



PGM Year: 2014
Project: 0008 - Habitat for Humanity of Williamson County

IDIS Activity: 74 - Habitat for Humanity Land Acquisition 1207 and 1305 Frink Street

Status: Open
Location: 2108 N Austin Ave Georgetown, TX 78626-4511
Objective: Provide decent affordable housing
Outcome: Affordability
Matrix Code: Acquisition of Real Property (01)
National Objective: LMH

Initial Funding Date: 08/01/2017

Description:

Land acquisition of property located at 1207 Frink Street and 1305 Frink Street in Taylor TX.
For the purpose of building affordable housing.

Financing

Fund Type	Grant Year	Grant	Funded Amount	Drawn In Program Year	Drawn Thru Program Year
CDBG	EN	Pre-2015			
		2014	\$39,178.51	\$0.00	\$39,178.51
Total	Total		\$39,178.51	\$39,178.51	\$39,178.51

Proposed Accomplishments

Housing Units : 2

Actual Accomplishments

Number assisted:

	Owner		Renter		Total		Person	
	Total	Hispanic	Total	Hispanic	Total	Hispanic	Total	Hispanic
White:	0	0	0	0	0	0	0	0
Black/African American:	0	0	0	0	0	0	0	0
Asian:	0	0	0	0	0	0	0	0
American Indian/Alaskan Native:	0	0	0	0	0	0	0	0
Native Hawaiian/Other Pacific Islander:	0	0	0	0	0	0	0	0
American Indian/Alaskan Native & White:	0	0	0	0	0	0	0	0
Asian White:	0	0	0	0	0	0	0	0
Black/African American & White:	0	0	0	0	0	0	0	0
American Indian/Alaskan Native & Black/African American:	0	0	0	0	0	0	0	0
Other multi-racial:	0	0	0	0	0	0	0	0
Asian/Pacific Islander:	0	0	0	0	0	0	0	0
Hispanic:	0	0	0	0	0	0	0	0
Total:	0	0	0	0	0	0	0	0



U.S. Department of Housing and Urban Development
Office of Community Planning and Development
Integrated Disbursement and Information System
CDBG Activity Summary Report (GPR) for Program Year 2016
WILLIAMSON COUNTY

Date: 28-Nov-2017
Time: 12:40
Page: 23

Female-headed Households:

0 0 0

Income Category:

	Owner	Renter	Total	Person
Extremely Low	0	0	0	0
Low Mod	0	0	0	0
Moderate	0	0	0	0
Non Low Moderate	0	0	0	0
Total	0	0	0	0
Percent Low/Mod				

Annual Accomplishments

Years Accomplishment Narrative

Benefitting

2016 Habitat will conduct future homeowner selection process March-June 2018
Building is anticipated to begin in late fall/early winter 2018 on both houses with houses being sold to families in June 2019.

U.S. Department of Housing and Urban Development
Office of Community Planning and Development
Integrated Disbursement and Information System

Date: 28-Nov-2017
Time: 12:40
Page: 24

CDBG Activity Summary Report (GPR) for Program Year 2016
WILLIAMSON COUNTY

PGM Year: 2016

Project: 0005 - Granger Sewer Project

IDIS Activity: 75 - Granger Sewer FY16

Status: Open

Location: PO Box 367 Granger, TX 76530-0367

Objective: Create suitable living environments
Outcome: Availability/accessibility

Matrix Code: Water/Sewer Improvements (03J)

National Objective: LMA

Initial Funding Date: 08/01/2017

Description:

Replace the existing City of Granger lift station with a new package lift station.
The existing lift station is located approximately 150 feet north of the intersection of E. Fox Street and S. Jackson Street.
The proposed lift station will pump the wastewater flows to the existing 6-inch gravity collection located at the intersection of E. Jackson Street and S. Jackson Street, through approximately 160 feet of 2-inch PVC force main.

Financing

Fund Type	Grant Year	Grant	Funded Amount	Drawn In Program Year	Drawn Thru Program Year
CDBG	EN	2016	B16UC480502	\$329,500.00	\$30,800.00
Total	Total			\$329,500.00	\$30,800.00

Proposed Accomplishments

People (General) : 878
Total Population in Service Area: 1,495
Census Tract Percent Low / Mod: 49.83

Annual Accomplishments

Years	Accomplishment Narrative	# Benefiting
2016	The lift station wetwell has been installed, and the new gravity line and forcemain have been installed. December 2017 - Final Cleanup and testing.	

U.S. Department of Housing and Urban Development
Office of Community Planning and Development
Integrated Disbursement and Information System

Date: 28-Nov-2017
Time: 12:40
Page: 25

CDBG Activity Summary Report (GPR) for Program Year 2016
WILLIAMSON COUNTY



PGM Year: 2016

Project: 0004 - Georgetown Sidewalk Project

IDIS Activity: 76 - Georgetown 2016 Sidewalk

Status: Open

Location: PO Box 409 Georgetown, TX 78627-0409

Objective: Create suitable living environments

Outcome: Availability/accessibility

Matrix Code: Sidewalks (03L)

National Objective: LMA

Initial Funding Date: 11/07/2017

Description:

construction of 1115 feet of 5' sidewalk, 120 feet of 15' driveways and 6 handicapped ramps on the east side of Scenic Drive from 6th Street to 10th Street.
Construction of 240 feet of 5' sidewalk and one handicapped ramp on the west side of Scenic Drive from 7th Street to 8th Street.
Construction of 405 feet of 5' sidewalk, 102 feet of 15' driveways and 3 handicapped ramps on the south side of 6th Street from Scenic Drive to MLK Jr Street.
The work will take place in Georgetown, TX.

Financing

	Fund Type	Grant Year	Grant	Funded Amount	Drawn In Program Year	Drawn Thru Program Year
CDBG	EN	2016	B16UC480502	\$135,500.00	\$17,460.00	\$17,460.00
Total	Total			\$135,500.00	\$17,460.00	\$17,460.00

Proposed Accomplishments

People (General) : 785

Total Population in Service Area: 1,305


Census Tract Percent Low / Mod: 60.15

Annual Accomplishments

Years Accomplishment Narrative

2016 Project has been successfully advertised. It was approved by Georgetown Transportation Board on 11/10/17. Georgetown City Council will consider and act on this item on 11/28/17. Once approved, contracts will be executed and a Notice To Proceed will be issued at the Pre-construction meeting.

Benefitting



U.S. Department of Housing and Urban Development
Office of Community Planning and Development
Integrated Disbursement and Information System
CDBG Activity Summary Report (GPR) for Program Year 2016
WILLIAMSON COUNTY

Date: 28-Nov-2017
Time: 12:40
Page: 26

Total Funded Amount:	\$3,816,044.51
Total Drawn Thru Program Year:	\$2,761,545.46
Total Drawn In Program Year:	\$1,149,674.82

U.S. Department of Housing and Urban Development

Time: 12:44

Program Income Details by Fiscal Year and Program

WILLIAMSON COUNTY, TX

Report for Program: CDBG

*Data Only Provided for Time Period Queried:01-01-1900 to 11-28-2017

[illegible]


U.S. Department of Housing and Urban Development
Office of Community Planning and Development
Integrated Disbursement and Information System
CDBG Summary of Accomplishments
Program Year: 2016

DATE: 11-28-17
TIME: 12:46
PAGE: 1

WILLIAMSON COUNTY

Count of CDBG Activities with Disbursements by Activity Group & Matrix Code


Activity Group	Activity Category	Open Activities		Completed		Program Year		Total Activities	
		Open Count	Disbursed	Count	Disbursed	Count	Count	Disbursed	Disbursed
Acquisition	Acquisition of Real Property (01)	3	\$48,627.44	1	\$0.00	4		\$48,627.44	
	Total Acquisition	3	\$48,627.44	1	\$0.00	4		\$48,627.44	
Public Facilities and Improvements	Flood Drainage Improvements (031)	1	\$40,617.50	0	\$0.00	1		\$40,617.50	
	Water/Sewer Improvements (031)	2	\$283,224.97	1	\$545,818.05	3		\$829,043.02	
	Sidewalks (03L)	1	\$17,460.00	3	\$87,693.69	4		\$105,153.69	
	Total Public Facilities and Improvements	4	\$341,302.47	4	\$633,511.74	8		\$974,814.21	
Public Services	Battered and Abused Spouses (05G)	1	\$0.00	0	\$0.00	1		\$0.00	
	Total Public Services	1	\$0.00	0	\$0.00	1		\$0.00	
General Administration and Planning	General Program Administration (21A)	1	\$102,557.41	1	\$23,675.76	2		\$126,233.17	
	Total General Administration and Planning	1	\$102,557.41	1	\$23,675.76	2		\$126,233.17	
Grand Total		9	\$492,487.32	6	\$657,187.50	15		\$1,149,674.82	



WILLIAMSON COUNTY

CDBG Sum of Actual Accomplishments by Activity Group and Accomplishment Type

Activity Group	Matrix Code	Accomplishment Type	Open Count Completed Count		Program Year Totals	
Acquisition	Acquisition of Real Property (01)	Housing Units	3	7	10	
Public Facilities and Improvements	Total Acquisition		3	7	10	
	Flood Drainage Improvements (03I)	Public Facilities	4,485	0	4,485	
	Water/Sewer Improvements (03J)	Persons	9,387	17,175	26,562	
	Sidewalks (03L)	Persons	1,305	19,593	20,898	
Public Services	Total Public Facilities and Improvements		15,177	36,768	51,945	
	Battered and Abused Spouses (05G)	Persons	0	0	0	
	Total Public Services		0	0	0	
Grand Total			15,180	36,775	51,955	




U.S. Department of Housing and Urban Development
Office of Community Planning and Development
Integrated Disbursement and Information System
CDBG Summary of Accomplishments
Program Year: 2016

DATE: 11-28-17
TIME: 12:46
PAGE: 3

WILLIAMSON COUNTY

CDBG Beneficiaries by Racial / Ethnic Category

Housing-Non Housing	Race	Total Persons		Total Hispanic Persons		Total Households		Total Hispanic Households	
Non Housing	White	0		0		6		4	
	Black/African American	0		0		4		0	
	Total Non Housing	0		0		10		4	
	White	0		0		6		4	
Grand Total	Black/African American	0		0		4		0	
	Total Grand Total	0		0		10		4	



U.S. Department of Housing and Urban Development
Office of Community Planning and Development
Integrated Disbursement and Information System
CDBG Summary of Accomplishments
Program Year: 2016

DATE: 11-28-17
TIME: 12:46
PAGE: 4

WILLIAMSON COUNTY

CDBG Beneficiaries by Income Category

Income Levels	Owner Occupied		Renter Occupied		Persons
Non Housing					
Extremely Low (<=30%)	0		0		0
Low (>30% and <=50%)	3		0		0
Mod (>50% and <=80%)	0		0		0
Total Low-Mod	3		0		0
Non Low-Mod (>80%)	0		0		0
Total Beneficiaries	3		0		0

2016 CAPER Publications

*Williamson County [RE]
710 Main Street
Georgetown, TX 78626
512-943-3757*

**NOTICE OF PUBLIC POSTING AND PUBLIC HEARING FOR
WILLIAMSON COUNTY/HUD CDBG GRANT
CONSOLIDATED ANNUAL PERFORMANCE AND EVALUATION REPORT (CAPER)**

Williamson County was awarded a Community Development Block Grant (CDBG) FY16 (October 2016-September 2017) funding allocation of \$1,231,067 to successfully support community development and affordable housing efforts for low and moderate income areas throughout the County. On December 5, 2017 Williamson County Commissioner's Court will review and will consider approving the 2016 Consolidated Annual Performance Evaluation Report (CAPER). Upon approval by Commissioners Court, the document will be made available for public comment.

A public hearing will be held by the Williamson County CDBG office on Wednesday, December 13, 2017 at 5:00pm at the Williamson County Courthouse located at 710 Main Street, Georgetown, TX 78626. The purpose of the hearing is to receive public comments concerning the 2016 CAPER. Please use the 8th Street (south) entrance to the Courthouse.

In accordance with HUD regulations, the County encourages public participation to review and comment on the CAPER. Direct written comments by December 22, 2017 to the following address:

Honorable Dan Gattis, County Judge
710 Main Street
Georgetown, TX 78626

The report will be available for review from December 8, 2017 – December 22, 2017 at the following locations:
Williamson County Courthouse and Website at www.wilco.org

Georgetown Housing Authority
Jarrell City Hall
Granger City Hall
Granger Housing Authority
Taylor City Hall
Taylor Housing Authority
Cedar Park City Hall
Georgetown City Hall
Leander City Hall
Liberty Hill City Hall
Weir City Hall
Coupland City Hall
Hutto City Hall

Comments received on or before the December 22, 2017 deadline will be considered for inclusion in the final report.

Williamson County also offers, to all non-speaking English persons and upon written request, translated versions of all public documents and public hearing notices. Non-English speaking persons who desire translated public documents or public notices should formally request these items from the Williamson County CDBG Office during normal business hours.

Reasonable accommodations for people with disabilities and for non-English speaking populations will be made upon request and as appropriate. Call 512-943-3757 or write to the address below to request information, documents, records or accommodations.

Williamson County is committed to compliance with the Americans with Disabilities Act (ADA) and Section 504 of the Rehabilitation Act of 1973, as amended. Reasonable modifications and equal access to communications will be provided upon request. Please call 512-943-3757 (voice) or Relay Texas at 1-800-735-2989 (TDD) for assistance.

Dan Gattis, County Judge

*Condado de Williamson [RE]
710 Main Street
Georgetown , TX 78626
512-943-3757*

AVISO DE LA FIJACIÓN PÚBLICA Y AUDIENCIA PÚBLICA PARA
WILLIAMSON COUNTY / HUD CDBG GRANT
RENDIMIENTO ANUAL CONSOLIDADO Y INFORME DE EVALUACIÓN
(CONSOLIDATED ANNUAL PERFORMANCE AND EVALUATION REPORT-
CAPER)

El Condado de Williamson recibió una Subvención del Bloque para el Desarrollo Comunitario (Community Development Block Grant (CDBG), FY16 (octubre 2016 a septiembre 2017) la asignación de fondos de 1,231,067 dólares para sostener exitosamente el desarrollo de la comunidad y esfuerzos de vivienda razonable para áreas bajas y de ingresos moderados a través del Condado. El 5 de diciembre de 2017, la Corte de Comisionados del Condado de Williamson revisaron el 2016 Rendimiento Anual Consolidado y Informe de Evaluación (Consolidated Annual Performance and Evaluation Report) (CAPER). Una vez aprobado por la Corte de Comisionados, el documento estará disponible para comentarios del público.

Una audiencia pública se llevará a cabo por la oficina de CDBG del Condado de Williamson el miércoles, 13 de diciembre 2017 a las 5:00 pm en el Palacio de Justicia del Condado de Williamson ubicado en 710 Main Street, Georgetown, TX 78626 . El propósito de la audiencia es para recibir los comentarios del público acerca de CAPER 2016. Por favor, use la entrada Calle Ocho (8th Street) (al sur) del Palacio de Justicia.

De conformidad con las regulaciones de HUD, el Condado fomenta la participación del público a revisar y comentar sobre el CAPER. Enviar los comentarios por escrito en o antes del 22 de diciembre 2017 a la siguiente dirección:

Honorable Dan Gattis , Juez del Condado
710 Main Street
Georgetown , TX 78626

El informe estará disponible para la revisión del 8 diciembre 2017 hasta 22 diciembre 2017 en los siguientes lugares:

Williamson County Courthouse y Sitio Web en www.wilco.org
Georgetown Housing Authority (Autoridad de Vivienda)
Jarrell City Hall
Granger City Hall
Granger Housing Authority

Taylor City Hall
Taylor Housing Authority
Cedar Park City Hall
Georgetown City Hall
Leander City Hall
Liberty Hill City Hall
Weir City Hall
Coupland City Hall
Hutto City Hall

Los comentarios recibidos en o antes del 22 de diciembre 2017 serán consideradas para su inclusión en el informe final.

El Condado de Williamson también ofrece, a todas las personas que no hablen inglés y previa solicitud por escrito, versiones traducidas de todos los documentos públicos y avisos de audiencia pública. Las personas que no hablen inglés que deseen documentos públicos traducidos o avisos públicos deben solicitar estos artículos formalmente en la Oficina de CDBG del Condado de Williamson durante el horario comercial normal.

Se realizarán adaptaciones razonables para personas con discapacidades y para poblaciones que no hablen inglés a pedido y según corresponda. Llame al 512-943-3757 o escriba a la dirección a continuación para solicitar información, documentos, registros o adaptaciones.

El Condado de Williamson se compromete al cumplimiento de la Ley de Americanos con Discapacidades (ADA) y la Sección 504 del Acta de Rehabilitación de 1973, según enmendada. Modificaciones razonables e igual acceso a comunicaciones se puede proporcionar a petición. Por favor llame a 512-943-3757 (voz) o Relay Texas al 1-800-735-2989 (TDD) para obtener ayuda.

Dan Gattis, Juez del Condado