

Solicitation 1804-224

Windberry Path - Milling & Overlay, Curb & Gutter and Sidewalk Replacements

Bid Designation: Public



Williamson County, Texas

Bid 1804-224

Windberry Path - Milling & Overlay, Curb & Gutter and Sidewalk Replacements

Bid Number 1804-224
 Bid Title Windberry Path - Milling & Overlay, Curb & Gutter and Sidewalk Replacements
 Expected Expenditure **\$176,010.00** (This price is expected - not guaranteed)

Bid Start Date In Held
 Bid End Date May 17, 2018 3:00:00 PM CDT
 Question & Answer End Date May 4, 2018 5:00:00 PM CDT

Bid Contact Blake Skiles
 Senior Purchasing Specialist
 512-943-1478
 blake.skiles@wilco.org

Contract Duration **One Time Purchase**
 Contract Renewal Not Applicable
 Prices Good for **365 days**
 Pre-Bid Conference **May 8, 2018 10:00:00 AM CDT**
Attendance is optional
Location: 3151 S. E. Inner Loop, Suite B
Georgetown, Texas 78626

Bid Comments **Williamson County is seeking qualified contractors to provide materials, experienced construction crew and equipment to replace curb & gutter and sidewalk, and mill and overlay Windberry Path.**

Item Response Form

Item **1804-224--01-01 - Total Bid Price**

Quantity **1 each**

Unit Price

Delivery Location **Williamson County, Texas**

No Location Specified

Qty 1

Description

Total Bid Price

Item **1804-224--01-02 - Please Attach All Documents To This Line**

Quantity **1 each**

Prices are not requested for this item.


Delivery Location **Williamson County, Texas**

No Location Specified

Qty 1

Description

Please Attach All Documents To This Line





PUBLIC ANNOUNCEMENT AND GENERAL INFORMATION

WILLIAMSON COUNTY PURCHASING DEPARTMENT SOLICITATION 1804-224

Windberry Path - Milling & Overlay, Curb & Gutter and Sidewalk
Replacements

**BIDS MUST BE RECEIVED ON OR BEFORE:
May 17, 2018 3:00:00 PM CDT**

**BIDS WILL BE PUBLICLY OPENED:
May 17, 2018 3:00:00 PM CDT**

Notice is hereby given that sealed Bids for the above-mentioned goods and/or services will be accepted by the Williamson County Purchasing Department. Williamson County uses BidSync to distribute and receive bids. Specifications for this IFB may be obtained by registering at www.bidsync.com.

Williamson County prefers and requests electronic submittal of this Bid.

All electronic bids must be submitted via: www.bidsync.com

Electronic bids are requested, however paper bids will currently still be received, until further notice and may be mailed or delivered to the address listed below.

Bidders are strongly encouraged to carefully read this entire IFB.

All interested Bidders are invited to submit a Bid in accordance with the Instructions and General Requirements, Bid Format, Bid Specifications, and Definitions, Terms and Conditions stated in this IFB.

Please note that a complete package must be submitted choosing one of the above two methods. Split packages submitted will be considered "unresponsive" and will not be accepted or evaluated.

Williamson County will not accept any Bids received after the submittal deadline, and shall return such Bids unopened to the Bidder.

General Information:

- If mailed or delivered in person, Bids and Bid addenda are to be delivered in sealed envelope on or before the submittal deadline, as noted in the Public Announcement and General Information listed above for this IFB, to:

Williamson County Purchasing Department
Attn: **BID NAME AND NUMBER**
901 South Austin Avenue
Georgetown, Texas 78626

- Bidders should list the Bid Number, Bid Name, Name and Address of Bidder, and the Date of the Bid opening on the outside of the box or envelope and note "Sealed Bid Enclosed."
 - Bidder should submit one (1) original.
 - Williamson County will NOT be responsible for unmarked or improperly marked envelopes.
 - Williamson County will not accept any responsibility for Bids being delivered by third party carriers.
 - Facsimile transmittals will NOT be accepted.
- Bids will be opened publicly in a manner; however, to avoid public disclosure of contents only the names and of Bidders and prices will be read aloud.
 - All submitted questions with their answers will be posted and updated on www.bidsync.com.
 - It is the Bidder's responsibility to review all documents in BidSync, including any Addenda that may have been added after the document packet was originally released and posted.
 - Any Addenda and/or other information relevant to the IFB will be posted on www.bidsync.com.
 - The Williamson County Purchasing Department takes no responsibility to ensure any interested Bidder has obtained any outstanding addenda or additional information.



Williamson County – Invitation for Bid (IFB)

SECTION 1 - DEFINITIONS

Addendum/Addenda – means any written or graphic instruments issued by the County prior to the consideration of Bids which modify or interpret the Bid Documents by additions, deletions, clarifications, or corrections.

Agreement/Ensuing Agreement(s) – means the Successful Bidder may be required by the County to sign an additional Agreement containing terms necessary to ensure compliance with the IFB and the Bidder's Bid. Such Ensuing Agreement(s) shall contain the Bid specifications, terms and conditions that are derived from the IFB.

Bid Documents – means the Legal Notice, IFB including attachments, and any Addenda issued by the County prior to the consideration of any Bids.

Bid – means the completed and signed bid form, (sometimes referred to as the Price Sheet), and ALL required forms and documentation listed in the IFB package which have been submitted in accordance with the terms and conditions described in the IFB package. A Bid submitted in accordance with this IFB is irrevocable during the specified period for evaluation and acceptance of Bids unless a waiver is obtained from the Williamson County Purchasing Agent.

Bidder – means a person or entity who submits a Bid in response to this IFB.

Contract – means this IFB and the Bid of the Successful Bidder shall become a Contract between the Successful Bidder and the County once the Successful Bidder's Bid is properly accepted by the Williamson County Commissioners Court.

Commissioner's Court – means the Williamson County Commissioners Court.

County – means Williamson County, a political subdivision of the State of Texas.

Invitation for Bid (IFB) – means this document, together with the attachments thereto and any future Addenda issued by the County.

Successful Bidder – means the liable Bidder to whom the County intends to award the Contract.

SECTION 2 - BID FORMAT AND SUBMISSION

2.1 ORGANIZATION OF BID CONTENTS FOR SUBMITTAL

Each Bid should be organized and items submitted in the order described below:

- A. Transmittal Letter. Please see Section 2.3, Transmittal Letter, for more information.
- B. Price Sheet.
- C. Conflict of Interest Questionnaire. Please see Section 2.2, Conflict of Interest, for more information in regards to this. Please note that even if you deem there to be no Conflict of Interest, this signed questionnaire must be included in your package.
- D. References. Please see Section 3.15, References, for more information.
- E. Bid Affidavit.
- F. Form 1295. Please see Section 2.4, Certificate of Interested Parties – Form 1295.

2.2 CONFLICT OF INTEREST

No public official shall have interest in a Contract, in accordance with Vernon's Texas Codes Annotated, Local Government Code, Title 5, Subtitle C, Chapter 171, as amended.

As of January 1, 2006, all Bidders are responsible for complying with Local Government Code, Title 5, Subtitle C, Chapter 176. Additional information may be obtained from the County's website at the following link:

<http://www.wilco.org/CountyDepartments/Purchasing/ConflictofInterestDisclosure/tabid/689/language/en-US/Default.aspx>

Each Bidder must disclose any existing or potential conflict of interest relative to the performance of the requirements of this IFB. **Examples of potential conflicts of interest may include an existing business or personal relationship between the Bidder, its principal, or any affiliate or subcontractor with the County or any other entity or person involved in any way with the project that is subject to this IFB.** Similarly, any personal or business relationship between the Bidder, the principals, or any affiliate or subcontractor with any employee, or official of the County or its suppliers must be disclosed. Any such relationship that might be perceived or represented as a conflict must be disclosed. Failure to disclose any such relationship or reveal personal relationships with the County employees or officials may be cause for termination.

The County will decide if an actual or perceived conflict should result in Bid disqualification.

By submitting a Bid in response to this IFB, all Bidders affirm they have not given, nor intend to give, at any time hereafter, any economic opportunity, future employment, gift, loan, gratuity, special discount, trip, favor, or service to a the County public servant or any employee, official or representative of same, in connection with this procurement.

Each Bidder must provide a Conflict of Interest Statement with their Bid Package. Package may be deemed incomplete without this form.

2.3 TRANSMITTAL LETTER

The Bidder should submit a Transmittal Letter that provides the following information:

- A. Name and address of individual or business entity submitting the Bid.
- B. Name, physical address, email address, business and fax number of the Bidder's principal contact person regarding all contractual matters relating to this IFB.
- C. The Bid's Federal Employer Identification Number.
- D. If the Proposal being submitted will have an effect on air quality for the County (as it relates to any state, federal, or voluntary air quality standard), then the Respondent is encouraged to provide information in narrative indicating the anticipated air quality impact. See Section 4.36, Air Quality for more information.

2.4 CERTIFICATE OF INTERESTED PARTIES – FORM 1295

As of January 1, 2016, all Successful Bidders are responsible for complying with the Texas Government Code, Section 2252.908. The law states that the County may not enter into certain contracts with a Bidder unless the Bidder submits a disclosure of interested parties to the County at the time the Bidder submits the signed Contract. The law applies only to a Contract of the County on or after January 1, 2016 that either:

- A. Requires an action or vote by the Commissioners Court before the Contract may be signed (all contracts that fall under the jurisdiction of the Commissioners Court approval, such as contracts resulting from an Initiation for Bid (IFB), RFP, Request for Qualifications (RFQ), etc., excluding, but not limited to, certain Juvenile Service contracts, contracts funded with Sheriff's seized monies, etc.); or
- B. Has a value of at least \$1,000,000.

By January 1, 2016, the Texas Ethics Commission will make available on its website, a new filing application that must be used to file Form 1295. Information regarding how to use the filing application is available on the Texas Ethics Commission website at the following link:

https://www.ethics.state.tx.us/whatsnew/elf_info_form1295.htm

A Respondent must:

- A. Use the online application to process the required information on Form 1295.
- B. Print a copy of the form which will contain a unique certification number.
- C. An authorized agent of the Bidder must sign the printed copy of the form.
- D. Have the form notarized.
- E. File the completed Form 1295 and certification of filing (scanning and emailing form is sufficient) with Williamson County Purchasing Agent at the time the signed Contract is submitted for approval.

After the Commissioners Court award of the Contract, the County shall notify the Texas Ethics Commission, using the Texas Ethics Commission's filing application, of the receipt of the filed Form 1295 and certification of filing not later than the 30th day after the date the Contract binds all parties to the Contract. The Texas Ethics Commission will post the completed Form 1295 to its website within seven business days after receiving notice from the County.

2.5 ETHICS

The Bidder shall not accept or offer gifts or anything of value nor enter into any business arrangement with any employee, official or agent of the County.

2.6 BID SUBMITTAL DEADLINE

The Bid is due no later than the submittal date and time set forth in the Public Announcement and General Information listed in this IFB package. Contents of each Bid shall be submitted in accordance with this IFB.

2.7 DELIVERY OF BIDS

The County uses BidSync to distribute and receive Bids and proposals. It is preferred that Bids submitted electronically through BidSync; however, Bidders can submit a hard copy.

Refer to www.bidsync.com for further information on how to submit electronically.

If mailed or delivered in person, Bids and Bid Addenda are to be delivered in sealed envelope on or before the submittal deadline, as noted in the Public Announcement and General Information listed in this IFB package, to:

Williamson County Purchasing Department
Attn: **Bid Name and Number**
901 South Austin Avenue
Georgetown, Texas 78626

Also, all Bidders should list their Name and Address, and the Date of the Bid opening on the outside the box or envelope and note "Sealed Bid Enclosed." The County will not accept any Bids received after the submittal deadline, and shall return such Bids unopened to the Bidder. The County will not accept any responsibility for Bids being delivered by third party carriers.

Bids will be opened publically and the names of Bidders and pricing will be read aloud.

SECTION 3 - INSTRUCTIONS AND GENERAL REQUIREMENTS

3.1 INSTRUCTIONS

Read this document carefully, and follow all instructions and requirements. All Bidders are responsible for fulfilling all requirements and specifications. Be sure to have a clear understanding of this IFB.

General requirements apply to all advertised IFBs; however, these may be superseded, in whole or in part, by the bid specifications, Addenda and modifications issued as a part of this IFB. Be sure your Bid package is complete.

3.2 AMBIGUITY, CONFLICT, OR OTHER ERRORS IN THIS IFB

If a Bidder discovers any ambiguity, conflict, discrepancy, omission or other error in this IFB, the Bidder shall immediately notify the County Purchasing Department of such error in writing and request modification or clarification of the document.

Modifications will be made by issuing Addenda. If the Bidder fails to notify the County prior to the date and time fixed for submission of Bids of an error or ambiguity in the IFB known to the Bidder, or an error or ambiguity that reasonably should have been known to the Bidder, then the Bidder shall be deemed to have waived the error or ambiguity or its later resolution.

The County may also modify the IFB, no later than forty-eight (48) hours prior to the date and time fixed for submission of Bids, by issuance of an Addendum. All Addenda will be numbered consecutively, beginning with one (1).

3.3 NOTIFICATION OF MOST CURRENT ADDRESS

All Bidders in receipt of this IFB shall notify the Williamson County Purchasing Department of any address changes, contact person changes, and/or telephone number changes no later than forty-eight (48) hours prior to the date and time fixed for submission of Bids.

3.4 SIGNATURE OF BIDDER

- A. If the Bidder is a Corporation or Limited Liability Company, the legal name of the Corporation Limited Liability Company shall be provided together with the signature of the officer or officers authorized to sign on behalf of such entity.
- B. If the Bidder is a General Partnership, the true name of the firm shall be provided with the signature of each partner authorized to sign.
- C. If the Bidder is a Limited Partnership, the name of the Limited Partner's General Partner shall be provided with the signature of the officer authorized to sign on behalf of the General Partner.
- D. If the Bidder is a Sole Proprietor(s) (individual), each Sole Proprietor(s) shall sign.
- E. If signature is by an agent, other than the Sole Proprietor(s) or an officer of a Corporation, Limited Liability Company, General Partner or a member of a General Partnership, a power of attorney equivalent document must be submitted to the Williamson County Purchasing Department.

3.5 ASSUMED BUSINESS NAME

If the Bidder operates business under an Assumed Business Name, the Bidder must have on file with the Williamson County Clerk a current Assumed Name Certificate and provide a file marked copy of same.

3.6 BID OBLIGATION

The contents of the IFB, Bid, and any clarification thereof submitted by the Successful Bidder shall become part of the contractual obligation and incorporated by reference into the Contract and any Ensuing Agreement(s).

3.7 COMPLIANCE WITH IFB SPECIFICATIONS

It is intended that this IFB describe the requirements and the Bid format in sufficient detail to secure comparable Bids. Failure to comply with all provisions of the IFB may, at the sole discretion of the County, result in disqualification.

3.8 WITHDRAWAL OF BID

The Bidder may withdraw its Bid by submitting a written request with the company letterhead and the signature of an authorized individual, as described in Section 3.4, Signature of Bidder, to the Williamson County Purchasing Department any time prior to the submission deadline.

The Bidder may submit a new Bid prior to the deadline. Alterations of the Bid in any manner will not be considered if submitted after the deadline. Withdrawal of a Bid after the deadline will be subject to written approval of the Williamson County Purchasing Agent.

3.9 EVALUATION AND AWARD

The County reserves the right to use all pertinent information (also learned from sources other than disclosed in the Bid process) that might affect the County's judgment as to the appropriateness of award to the lowest and best evaluated Bid. This information may be appended to the Bid evaluation process results. Information on a Bidder from reliable sources, and not within the Bidder's Bid, may also be noted and made part of the evaluation file. The County shall have sole discretion for determining the reliability of the source.

To ensure the proper and fair evaluation of a solicitation, the County prohibits unsolicited communication initiated by the Bidder to the County Official or Employee evaluating or considering the Bids prior to the time an award has been made. Unsolicited communication may be ground for disqualifying the offending Bidder from consideration or award of the solicitation, or any future solicitation.

Communication between the Bidder and the County will be initiated by the appropriate County Official Employee in order to obtain information or clarification needed to develop a proper and accurate evaluation of the solicitation.

The County intends to award a Contract to the most responsible and responsive Bidder whose Bid will be most advantageous to the County. In accordance with Texas Government Code and Local Government Code, the County may consider, to the extent allowed by law, the following:

- A. Price;
- B. The Bidder's experience and reputation;
- C. Quality of the Bidder's goods and/or services;
- D. The Bidder's safety record;
- E. The Bidder's proposed personnel;
- F. The Bidder's financial capabilities; and
- G. Any other relevant factors specifically listed in this IFB or authorized by law.

3.10 CONSIDERATION OF LOCATION OF PRINCIPAL OFFICE

Pursuant to Texas Local Government Code, Section 271.905, in purchasing any real property or personal property that is not affixed to real property, if the County receives one or more Bids from a Bidder whose principal place of business is in Williamson County and whose Bid is within three (3) percent of the lowest Bid price received by the County from a Bidder who is not a resident of Williamson County, the County may enter into a contract with:

- A. The lowest Bidder; or the Bidder whose principal place of business is in Williamson County if the Commissioners Court determines, in writing, that the local Bidder offers the County the best combination of contract price and additional economic development opportunities Williamson County created by the contract award, including the employment of residents Williamson County and increased tax revenues to Williamson County.

3.11. REJECTION OR ACCEPTANCE

It is understood that the Commissioners Court of Williamson County, Texas, reserves the right to accept or reject any and/or all Bids for any or all goods and/or services covered in this IFB, and to waive informalities or defects in the Bid or to accept such Bid, if it shall deem to be in the best interest of the County.

Awards should be made approximately sixty (60) business days after the Bid opening date. Results may be obtained by viewing the Williamson County vendor portal at the following link:

<http://www.wilco.org/CountyDepartments/Purchasing/SearchforaPastBid/tabid/5213/language/en-US/Default.aspx>

3.12 RESPONSIBILITY

It is expected that a prospective Bidder will be able to affirmatively demonstrate responsibility. A prospective Bidder should be able to meet the following requirements:

- A. Have adequate financial resources, or the ability to obtain such resources as required;
- B. Be able to comply with the required or proposed delivery schedule;
- C. Have a satisfactory record of performance that can be determined thru references provided; and
- D. Be otherwise qualified and eligible to receive an award.

The County may request representation and other information sufficient to determine the Bidder's ability to meet these minimum standards listed above.

3.13 FIRM PRICING

For unit price items, all of the items listed are to be on a "per unit" basis, stating a firm price per unit or unit quantity of each item. The Bidder must submit a firm price that must be good from the date of Bid opening for the fixed period of time set out in this IFB. Unless the IFB expressly states otherwise, this period shall be until the end of the Initial Contract Period.

Bids which do not state a fixed price, or which are subject to change without notice, will not be considered. The Court may award a Contract for the period implied or expressly stated in the lowest and best Bid.

3.14 PURCHASE ORDERS

If required by the Williamson County Purchasing Department, a purchase order(s) may be generated to the Successful Bidder for goods and/or services. If a purchase order is issued, the purchase order number must appear on all itemized invoices and/or requests for payment.

3.15 SILENCE OF SPECIFICATIONS

The apparent silence of these specifications as to any detail or to the apparent omission from it of a detailed description concerning any point, shall be regarded as meaning that only the best practices are to prevail. All interpretations of these specifications shall be made on the basis of this statement.

3.16 REFERENCES

The County may require the Bidder to supply a list of at least three (3) references where like services and/or goods have been supplied by their firm within the past five (5) years, to include names, titles, phone numbers and email addresses of key personnel, and dates of performance.

The County may contact some or all of the references in order to determine the Respondent performance record on work similar to that described in this RFP. The County reserves the right to contact references other than those provided in the response and to use the information gained from them in the evaluation process.

References, if requested, should be provided in accordance with this IFB. Bid may not be deemed complete without the inclusion of requested references.

SECTION 4 - TERMS AND CONDITIONS

4.1 VENUE AND GOVERNING LAW

The Bidder hereby agrees and acknowledges that venue and jurisdiction of any suit, right, or cause of action arising out of or in connection with this IFB, the Contract and any Ensuing Agreement(s), shall lie exclusively in either Williamson County, Texas or in the Austin Division of the Western Federal District of Texas, and the parties hereto expressly consent and submit to such jurisdiction. Furthermore, except to the extent that this IFB, the Contract and any Ensuing Agreement(s) is governed by the laws of the United States, this IFB, the Contract and any Ensuing Agreement(s) shall be governed by and construed in accordance with the laws of the State of Texas, excluding, however, its choice of law rules.

4.2 INCORPORATION BY REFERENCE AND PRECEDENCE

- A. The Contract shall be derived from the IFB and its Addenda (if applicable), and the Bidder's Bid. In the event of a dispute under the Contract, applicable documents will be referred to for the purpose of clarification or for additional detail in the following order of precedence:
1. The IFB and its Addenda (if applicable); and
 2. The Bidder's Bid.
- B. In the event the County requires that an Ensuing Agreement be executed following award and a dispute arises between the terms and conditions of the Ensuing Agreement, the IFB and its Addenda (if applicable), and the Bidder's Bid, applicable documents will be referred to for the purpose of clarification or for additional detail in the following order of precedence:
1. Terms and conditions of the Ensuing Agreement;
 2. The IFB its Addenda; and
 3. The Bidder's Bid.

4.3 OWNERSHIP OF BID

Each Bid shall become the property of the County upon submittal and will not be returned to Bidders unless received after the submittal deadline.

4.4 DISQUALIFICATION OF BIDDER

Upon signing and submittal of the Bid, a Bidder offering to sell supplies, materials, services, or equipment to the County, certifies that the Bidder has not violated the antitrust laws of the State of Texas codified in Business & Commerce Code, Section 15.01, or the Federal Antitrust Laws, and has not communicated directly or indirectly the offer made to any competitor or any other person engaged in such line of business. Any or all Bids may be rejected if the County believes that collusion exists among the Bidders.

4.5 FUNDING

The County intends to budget and make sufficient funds available and authorize funds for expenditure to finance the costs of the Contract. All Bidders understand and agree that the County's payment of amounts under the Contract shall be contingent on the County receiving appropriations or other expenditure authority sufficient to allow the County, in the exercise of reasonable administrative discretion, to make payments under this Contract.

4.6 ASSIGNMENT, SUCCESSORS AND ASSIGNS

The Successful Bidder may not assign, sell, or otherwise transfer the Contract or any other rights or interests obtained under the Contract without written permission of the Commissioners Court. The Contract and any Ensuing Agreement(s) shall be binding upon and inure to the benefit of the contracting parties hereto and their respective successors and permitted assigns.

4.7 IMPLIED REQUIREMENTS

Products or services not specifically described or required in the IFB, but are necessary to provide the functional capabilities described by the Bidder, shall be implied and deemed to be included in the Bid.

4.8 TERMINATION

- A. Termination for Cause:** The County reserves the right to terminate the Contract and/or any Ensuing Agreement(s) for default if the Successful Bidder breaches any of the Bid specifications, terms and conditions, including warranties of the Bidder, if any, or if the Successful Bidder becomes insolvent or commits acts of bankruptcy. Such right of termination is in addition to and not in lieu of any other remedies the County may have at law or in equity or as may otherwise provided hereunder. Default may be construed as, but not limited to, failure to deliver the proper goods and/or services within the proper amount of time, and/or to properly perform any and all other requirements to the County's satisfaction, and/or to meet all other obligations and requirements.
- B. Termination for Convenience:** The County may terminate the Contract and/or any Ensuing Agreement(s) for convenience and without cause or further liability, upon no less than thirty (30) calendar days written notice to the Successful Bidder. The County reserves the right to extend this period if it is in the best interest of the County. In the event the County exercises its right to terminate without cause, it is understood and agreed that only the amounts due to the Successful Bidder for goods, commodities and/or services provided and expenses incurred to and including the date of termination, will be due and payable. No penalty will be assessed for the County termination for convenience.

4.9 NON-PERFORMANCE

It is the objective of the County to obtain complete and satisfactory performance of the requirements set forth herein. In addition to any other remedies available at law, in equity or that may be set out herein, failure to perform may result in a deduction of payment equal to the amount of the goods and/or services that were not provided and/or performed to the County's satisfaction.

In the event of such non-performance, the County shall have the right, but shall not be obligated, to complete the services itself or by others and/or purchase the goods from other sources. If the County elects to acquire the goods or perform the services itself or by others, pursuant to the foregoing, the Successful Bidder shall reimburse the County, within ten (10) calendar days of demand, for all costs incurred by the County (including, without limitation, applicable, general, and administrative expenses, and field overhead, and the cost of necessary equipment, materials, and field labor) in correcting the nonperformance which the Successful Bidder fails to meet pursuant to the requirements set out herein. In the event the Successful Bidder refuses to reimburse the County as set out in this provision, the County shall have the right to deduct such reimbursement amounts from any amounts that may be then owing or that may become owing in the future to the Successful Bidder.

4.10 PROPRIETARY INFORMATION AND THE TEXAS PUBLIC INFORMATION ACT

All material submitted to the County shall become public property and subject to the Texas Public Information Act upon receipt. If a Bidder does not desire proprietary information in the Bid to be disclosed, each page must be clearly identified and marked proprietary at time of submittal or, more

preferably, all proprietary information may be placed in a folder or appendix and be clearly identified and marked as being proprietary. Failure to clearly identify and mark information as being proprietary as set forth under this provision will result in all unmarked information being deemed non-proprietary and available to the public. For all information that has not been clearly identified and marked as proprietary by the Bidder, the County may choose to place such information on the County's website and/or a similar public database without obtaining any type of prior consent from the Bidder.

The County will, to the extent allowed by law, endeavor to protect from public disclosure the information that has been identified and marked as proprietary. The final decision as to what information must be disclosed, however, lies with the Texas Attorney General.

To the extent, if any, that any provision in this IFB or in the Bidder's Bid is in conflict with Texas Government Code, Chapter 552, as amended (the "Public Information Act"), the same shall be of no force or effect. Furthermore, it is expressly understood, and agreed, that the County, and its officers and employees, may request advice, decisions and opinions of the Attorney General of the State of Texas in regard to the application of the Public Information Act to any items or data furnished to the County as to whether or not the same are available to the public. It is further understood that the County, and its officers and employees, shall have the right to rely on the advice, decisions and opinions of the Attorney General, and that the County, its officers and employees shall have no liability or obligation to any party hereto for the disclosure to the public, or to any person or persons, of any items or data furnished to the County by a party hereto, in reliance of any advice, decision or opinion of the Attorney General of the State of Texas.

4.11 RIGHT TO AUDIT

The Successful Bidder agrees that the County or its duly authorized representatives shall, until the expiration of three (3) years after termination or expiration of the services to be performed, have access to and the right to examine and photocopy any and all books, documents, papers and records of the Successful Bidder, which are directly pertinent to the services to be performed or goods to be delivered for the purposes of making audits, examinations, excerpts and transcriptions. The Successful Bidder agrees that the County shall have access during normal working hours to all necessary facilities and shall be provided adequate and appropriate work space in order to conduct audits in compliance with the provisions of this section. The County shall give the Successful Bidder reasonable advance notice of intended audits.

4.12 TESTING AND INSPECTIONS

The County reserves the right to inspect and test equipment, supplies, materials and goods for quality and compliance with this IFB, and ability to meet the needs of the user. Demonstration units must be available for review. Should the goods or services fail to meet requirements and/or be unavailable for evaluation, the County can deem the Bidder to be in breach and terminate the Contract and/or any Ensuing Agreement(s).

4.13 BID PREPARATION COSTS

The cost of developing Bids is the sole responsibility of the Bidders and shall not be charged to the County. There is no expressed or implied obligation for the County to reimburse the Bidders for any expense incurred in preparing a Bid in response to this IFB and the County will not reimburse the Bidders for such expenses.

4.14 INDEMNIFICATION

The Successful Bidder shall indemnify, defend and save harmless, the County, its officials, employees, agents and agent's employees from, and against, all claims, liability, and expenses including reasonable attorneys' fees, arising from activities of the Bidder, its agents, servants or employees, performed hereunder that result from the negligent act, error, or omission of the Bidder or any of the Bidder

agents, servants or employees, as well as all claims of loss or damage to the Bidder's and the County property, equipment, and/or supplies.

Furthermore, the County, its officials, employees, agents and agents' employees shall not be liable for damages to the Successful Bidder arising from any act of any third party, including, but not limited to, theft. The Successful Bidder further agrees to indemnify, defend and save harmless, the County from its officials, employee, agents and agents' employees against all claims of whatever nature arising from any accident, injury, or damage whatsoever, caused to any person, or the property of any person, occurring in relation to the Successful Bidder's performance of any services requested hereunder during the term of the Contract and/or any Ensuing Agreement(s).

The Successful Bidder shall timely report all claims, demands, suits, actions, proceedings, liens or judgements to the County and shall, upon the receipt of any claim, demand, suit, action, proceeding, lien or judgement, not later than the fifteenth (15th) day of each month; provide the County with a written report on each such matter, setting forth the status of each matter, the schedule or planned proceedings with respect to each matter and the cooperation or assistance, if any, of the County required by the Successful Bidder in the defense of each matter. The Successful Bidder's duty to defend, indemnify and hold the County harmless shall be absolute. It shall not abate or end by reason of the expiration or termination of the Contract and/or any Ensuing Agreement(s), unless otherwise agreed by the County in writing. The provisions of this section shall survive the termination of the Contract and shall remain in full force and effect with respect to all such matters no matter when they arise.

In the event of any dispute between the parties, as to whether a claim, demand, suit, action, proceeding, lien or judgement, that appears to have been caused by or appears to have arisen out of or in connection with acts or omissions of the County, the Bidder shall nevertheless fully defend such claim, demand, suit or action, proceeding, lien or judgement, until and unless there is a determination by a court of competent jurisdiction that the acts and omissions of the Bidder are not an issue in the matter.

The Successful Bidder's indemnification shall cover, and the Successful Bidder agrees to, indemnify the County, in the event the County is found to have been negligent for having selected the Successful Bidder to perform the work described in this request. The provision by the Successful Bidder of insurance shall not limit the liability of the Successful Bidder under the Contract and/or any Ensuing Agreement(s).

4.15 WAIVER OF SUBROGATION

The Successful Bidder and the Successful Bidder's insurance carrier waive any and all rights whatsoever with regard to subrogation against the County as an indirect party to any suit arising out of personal or property damages resulting from the Bidder's performance under this Contract and any Ensuing Agreement(s).

4.16 RELATIONSHIP OF THE PARTIES

The Successful Bidder shall be an independent contractor and shall assume all of the rights, obligations, liabilities, applicable to it as such independent contractor hereunder and any provisions herein which may appear to give the County the right to direct the Successful Bidder as to details of doing work herein covered, or to exercise a measure of control over the work, shall be deemed to mean that the Successful Bidder shall follow the desires of the County in the results of the work only. The County shall not retain or have the right to control the Successful Bidder's means, methods or details pertaining to the Successful Bidder's performance of the work. The County and the Successful Bidder hereby agree and declare that the Successful Bidder is an independent contractor and as such meets the qualifications of an "Independent Contractor" under Texas Workers Compensation Act, Texas Labor Code, Section 406.141, that the Successful Bidder is not an employee of the County, and that the Successful Bidder and its employees, agents and subcontractors shall not be entitled to workers compensation coverage or any other type of insurance coverage held by the County.

4.17 SOLE PROVIDER

The Successful Bidder agrees and acknowledges that it shall not be considered a sole provider of the goods and/or services described herein and that the County may contract with other providers of such goods and/or services if the County deems, at its sole discretion, that multiple providers of the same goods and/or services will serve the best interest of the County.

4.18 FORCE MAJEURE

If the party obligated to perform is prevented from performance by an act of war, order of legal authority, act of God, or other unavoidable cause not attributable to the fault or negligence of said party, the other party shall grant such party relief from the performance. The burden of proof for the need of such relief shall rest upon the party obligated to perform. To obtain release based on force majeure, the party obligated to perform shall file a written request with the other party.

4.19 SEVERABILITY

If any provision of this IFB, the Contract or any Ensuing Agreement(s) shall be held invalid or unenforceable by any court of competent jurisdiction, such holding shall not invalidate or render unenforceable any other provision thereof, but rather the entire IFB, Contract or any Ensuing Agreement (s) will be construed as if not containing the particular invalid or unenforceable provision or provisions, and the rights and obligation of the parties shall be construed and enforced in accordance therewith. The parties acknowledge that if any provision of this IFB, the Contract or any Ensuing Agreement(s) is determined to be invalid or unenforceable, it is the desire and intention of each that such provision be reformed and construed in such a manner that it will, to the maximum extent practicable, give effect to the intent of this IFB, the Contract or any Ensuing Agreement(s) and be deemed to be validated and enforceable.

4.20 EQUAL OPPORTUNITY

Neither party shall discriminate against any employee or applicant for employment because of race, color, sex, religion or national origin.

4.21 NOTICE

Any notice to be given shall be in writing and may be distributed by personal delivery, or by registered or certified mail, return receipt requested, addressed to the proper party, at the following address:

The County: Williamson County Purchasing Department
Attn: Purchasing Agent
901 South Austin Avenue
Georgetown, Texas 78626

The Bidder: Address set out in Bidder's Transmittal Letter.

Notices given in accordance with this provision shall be effective upon (1) receipt by the party to which notice is given, or (2) on the third (3rd) calendar day following mailing, whichever occurs first.

4.22 SALES AND USE TAX EXEMPTION

The County is a body, corporate and politic, under the laws of the State of Texas and claims exemption from sales and use taxes under Texas Tax Code, Section 151.309, as amended, and the services and/or goods subject hereof are being secured for use by the County.

4.23 COMPLIANCE WITH LAWS

The County and the Successful Bidder shall comply with all federal, state, and local laws, statutes, ordinances, rules and regulations, and the orders and decrees of any courts or administrative bodies or tribunals in any matter affecting the performance of the Contract and any Ensuing Agreement(s), including, without limitation, Workers' Compensation laws, salary and wage statutes and regulations, licensing laws and regulations. When required, the Successful Bidder shall furnish the County with certification of compliance with said laws, statutes, ordinances, rules, regulations, orders, and decrees above specified.

4.24 INCORPORATION OF EXHIBITS, APPENDICES AND ATTACHMENTS

All of the Exhibits, Appendices and Attachments referred to herein are incorporated by reference as if set forth verbatim herein. Any conflicting terms in the Contract documents will be resolved at the sole discretion of the Commissioners Court.

4.25 NO WAIVER OF IMMUNITIES

Nothing herein shall be deemed to waive, modify or amend any legal defense available at law or in equity to the County, its past or present officers, employees, or agents, nor to create any legal rights or claim on behalf of any third party. The County does not waive, modify, or alter to any extent whatsoever the availability of the defense of governmental immunity under the laws of the State of Texas and of the United States.

4.26 NO WAIVER

The failure or delay of any party to enforce at any time or any period of time any of the provisions of this IFB, the Contract or any Ensuing Agreement(s) shall not constitute a present or future waiver of such provisions nor the right of either party to enforce each and every provision. Furthermore, no term or provision hereof shall be deemed waived and no breach excused unless such waiver or consent shall be in writing and signed by the party claimed to have waived or consented. Any consent by any party to, or waiver of, a breach by the other, whether expressed or implied, shall not constitute a consent to, waiver of or excuse for any other, different or subsequent breach.

4.27 CURRENT REVENUES

The obligations of the parties under the Contract and any Ensuing Agreement(s) do not constitute a general obligation or indebtedness of the County for which the County is obligated to levy, pledge, or collect any of taxation. It is understood and agreed that the County shall have the right to terminate the Contract and any Ensuing Agreement(s) at the end of any the County fiscal year if the governing body of the County does not appropriate sufficient funds as determined by the County's budget for the fiscal year in question. The County may effect such termination by giving written notice of termination to Successful Bidder at the end of its then-current fiscal year.

4.28 FOB DESTINATION

To the extent applicable to this IFB, all of the items listed are to be Free On Board to final destination (FOB Destination) with all transportation charges if applicable to be included in the Bid, unless otherwise specified in the Invitation for Bids. The title and risk of loss of the goods shall not pass to the County until receipt and acceptance takes place at the FOB Destination point.

4.29 BINDING EFFECT

This Contract and any Ensuing Agreement(s) shall be binding upon and inure to the benefit of the parties and their respective permitted assigns and successors.

4.30 ASSIGNMENT

The Successful Bidder's interest and duties hereunder may not be assigned or delegated to a third party without the express written consent of the County.

4.31 SAFETY

The Successful Bidder is responsible for initiating, maintaining, and supervising all safety precautions and programs in connection with any services to be provided hereunder. The safety program shall comply with all applicable requirements of the current federal Occupational Safety and Health Act and all other applicable federal, state and local laws and regulations.

4.32 GENERAL OBLIGATIONS AND RELIANCE

The Successful Bidder shall perform all services and/or provide all goods, as well as those reasonably inferable and necessary for completion and provision of services and/or goods required hereunder. The Successful Bidder shall keep the County informed of the progress and quality of the services. The Successful Bidder agrees and acknowledges that the County is relying on the Successful Bidder's represented expertise and ability to provide the goods and/or services described herein. The Successful Bidder agrees to use its best efforts, skill, judgment, and abilities to perform its obligations in accordance with the highest standards used in the profession and to further the interests of the County accordance with the County's requirements and procedures. The Successful Bidder's duties, set forth herein, shall at no time be in any way diminished by reason of any approval by the County, nor shall the Successful Bidder be released from any liability by reason of such approval by the County, it being understood that the County at all times is ultimately relying upon the Successful Bidder's skill and knowledge in performing the services and providing any goods required hereunder.

4.33 ESTIMATED QUANTITIES

To the extent applicable to this IFB, the estimated quantity of each item listed in this IFB is only estimate; the actual quantity to be purchased may be more or less. The County is not obligated purchase any minimum amount, and the County may purchase any reasonable amount greater than the estimate for the same unit price. Any limit on quantities available must be stated expressly in the Bid.

4.34 CONTRACTUAL DEVELOPMENT

The contents of the IFB and the Successful Bidder's Bid will become an integral part of the Contract, but may be modified, at the County's sole discretion, by provisions of an Ensuing Agreement. Therefore, the Bidder must agree to an inclusion of an Ensuing Agreement of the Bid specifications, terms and conditions of this IFB. If an Ensuing Agreement is required under this IFB, information relative to the Agreement will be located in the Additional Stipulations Section of this IFB.

4.35 SURVIVABILITY

All applicable agreements that were entered into between the Successful Bidder and the County, under the terms and conditions of the Contract and/or any Ensuing Agreement(s), shall survive the expiration or termination thereof for ninety (90) days unless a new contract has been awarded.

The County may exercise, by written notice to the Successful Bidder no later than ten (10) calendar days of the Contract expiration, this clause for emergencies only.

4.36 AIR QUALITY

In determining the overall best Bid, the County may, to the extent applicable, exercise the option granted to local governments under the Texas Local Government Code, Section 271.907.

This option allows the County to evaluate Bids and give preference to goods and/or services of a Bidder that demonstrates that the Bidder meets or exceeds any and all state or federal environmental standards, including voluntary standards, relating to air quality. If the Bid being submitted will have an effect on air quality for the County (as it relates to any state, federal, or voluntary air quality standard), then the Bidder is encouraged to provide information in narrative indicating the anticipated air quality impact. All Bidders are expected to meet all mandated state and federal air quality standards.

4.37 ENTIRE AGREEMENT

The Contract and any Ensuing Agreement(s) shall supersede all prior Agreements, written or oral between the Successful Bidder and the County and shall constitute the entire Agreement and understanding between the parties with respect to the services and/or goods to be provided. Each of the provisions herein shall be binding upon the parties and may not be waived, modified, amended or altered, except by writing signed by the Successful Bidder and the County.

4.38 PAYMENT

The County's payment for goods and services shall be governed by the Texas Government Code, Chapter 2251. An invoice shall be deemed overdue the thirty-first (31st) day after the later of the following:

- A. The date the County receives the goods under the Contract;
- B. The date the performance of the service under the Contract is completed; or
- C. The date the Williamson County Auditor receives an invoice for the goods or services.

Interest charges for any overdue payments shall be paid by the County in accordance with Texas Government Code, Section 2251.025. More specifically, the rate of interest that shall accrue on a late payment is the rate in effect on September 1 of the County's fiscal year in which the payment becomes due. The said rate in effect on September 1 shall be equal to the sum of one (1) percent, and the prime rate published in the Wall Street Journal on the first (1st) day of July of the preceding fiscal year that does not fall on a Saturday or Sunday.

In the event that an error appears in an invoice submitted by the Successful Bidder, the County shall notify the Successful Bidder of the error not later than the twenty-first (21st) day after the date the County receives the invoice. If the error is resolved in favor of the Successful Bidder, the Successful Bidder shall be entitled to receive interest on the unpaid balance of the invoice submitted by the Successful Bidder beginning on the date that the payment for the invoice became overdue. If the error is resolved in favor of the County, the Successful Bidder shall submit a corrected invoice that must be paid in accordance within the time set forth above. The unpaid balance accrues interest as provided by the Texas Government Code, Chapter 2251, if the corrected invoice is not paid by the appropriate date.

As a minimum, invoices shall include:

- A. Name, address, and telephone number of the Successful Bidder and similar information in the event the payment is to be made to a different address.
- B. The County Contract, Purchase Order.
- C. Identification of items or service as outlined in the Contract.
- D. Quantity or quantities, applicable unit prices, total prices and total amount.
- E. Any additional payment information which may be called for by the Contract.

Payment inquiries should be directed to the following address:

Williamson County Auditor's Office, Accounts Payable Department
Email: accountspayable@wilco.org
Phone: 512-943-1500

4.39 CONTRACTUAL FORMATION AND ENSUING AGREEMENT

The IFB and the Bidder's Bid, when properly accepted by the Commissioners Court, shall constitute a Contract equally binding between the Successful Bidder and the County.

If an Ensuing Agreement is required by this IFB, that information will be provided in Special Provisions section of this IFB. The Successful Bidder shall be required to execute the Agreement at the Williamson County Purchasing Department approximately ten (10) calendar days after the Successful Bidder is notified of award. The Ensuing Agreement shall be in the same form as the Agreement which is attached to the end of this IFB. The only anticipated changes in the Ensuing Agreement will be to include additional exhibits, to fill in blanks to identify the Successful Bidder, and terms relating to the compensation, or to revise the Agreement to accommodate corrections, changes in the scope of services, or changes pursuant to Addenda issued. **Bidders should raise any questions regarding the terms of the Agreement in the form of written questions or submittals as described in the Public Announcement and General Information portion of this IFB.** Because the signed Ensuing Agreement will be substantively and substantially derived from the attached Agreement, each Bidder is urged to seek independent legal counsel as to any questions about the terms, conditions or provisions contained in the Agreement *before* submitting a Bid. Again, the attached Agreement, if applicable, contains important legal provisions and is considered part and parcel of this IFB. Failure or refusal to sign aforesaid Agreement shall be grounds for the County to revoke any award which has been issued, forfeit Bid security, if applicable, and select another Bidder.

4.40 COOPERATIVE PURCHASING PROGRAM

During the term of the Contract resulting from this IFB, the County would like to afford the same prices, terms and conditions to other political subdivisions or public entities. Another entity's participation in the Contract resulting from this IFB is subject to a properly authorized Purchasing Cooperative Inter-local Agreement with the County. Any liability created by purchase orders issued against the Contract shall be the sole responsibility of the governmental agency placing the order.

4.41 INSURANCE REQUIREMENTS

To the extent applicable Insurance information will appear in the Additional Stipulations section that is in this IFB Package.

4.42 BIDDERS BOND, WARRANTY BOND, PERFORMANCE AND PAYMENT BONDS

To the extent applicable Bond information will appear in the Additional Stipulations section that is in this IFB Package.

4.43 LEGAL LIABILITY INFORMATION

The Successful Bidder shall disclose all legal liability information by listing any pending litigation anticipated litigation that your firm is involved in including, but not limited to, potential or actual legal matters with private parties and any local, state, federal or international governmental entities. The County reserves the right to consider legal liability information in the recommendation of any proposed contract to the Commissioners Court.

4.44 INCLEMENT WEATHER

In case of inclement weather or any other unforeseen event causing the County to close for business on the date of a Bid submission deadline, the Bid closing will automatically be postponed until the next business day the County is open. If inclement weather conditions or any other unforeseen event causes delays in carrier service operations, the County may issue an Addendum to all known Bidders interested in the project to extend the deadline. It will be the responsibility of the Bidder to notify the County of their interest in the project if these conditions are impacting their ability to turn in a submission within the stated deadline. The County reserves the right to make the final judgement call to extend any deadline.

4.45 PREVAILING WAGE RATES

To the extent this procurement is for the construction of a public work, including a building, highway, road, excavation, and repair work or other project development or improvement, paid for in whole or in part from public funds, without regard to whether the work is done under public supervision or direction, Texas Government Code, Chapter 2258, shall apply and the contractor shall pay not less than the wage scale of the various classes of labor as shown on the "Prevailing Wage Schedule" provided by the County. Pursuant to Texas Government Code, Section 2258.022(a)(2), the County has determined the general prevailing rate of the "Prevailing Wage Schedule" in the locality in which the public work is to be performed for each craft or type of worker needed to execute the contract and the prevailing rate for legal holiday and overtime work by using the prevailing wage rate as determined by the United States Department of Labor in accordance with the United States Code, Section 276a (Davis-Bacon Act).

The specified wage rates are minimum rates only, and are not representations that qualified labor adequate to perform the work is available locally at the prevailing wage rates. The County is not bound to pay—and will not consider—any claims for additional compensation made by any contractor because the contractor pays wages in excess of the applicable minimum rate contained in the Contract Documents. The "Prevailing Wage Schedule" is not a representation that quantities of qualified labor adequate to perform the work may be found locally at the specified wage rates.

For classifications not shown, workers shall not be paid less than the wage indicated for laborers. The contractor shall notify each worker commencing work on the project the worker's job classification and the established minimum wage rate required to be paid, as well as the actual amount being paid. The notice must be delivered to and signed in acknowledgement of receipt by the employee and must list both the monetary wages and fringe benefits to be paid or furnished for each classification in which the worker is assigned duties. When requested by the County, competent evidence of compliance with the Texas Prevailing Wage Law shall be furnished by contractor. A copy of each worker wage rate notification shall be submitted to the County with the Application for Payment for the period during which the worker began on-site activities.

Should the contractor at any time become aware that a particular skill or trade not reflected on the County's "Prevailing Wage Schedule" will be or is being employed in the work, whether by the contractor or by a subcontractor, the contractor shall promptly inform the County and shall specify a wage rate for that skill or trade, which shall bind the contractor.

The contractor and any subcontractor shall pay to the County a penalty of sixty dollars (\$60.00) for each worker employed for each calendar day, or portion thereof, that the worker is paid less than the wage rates stipulated in the "Prevailing Wage Schedule" or any supplement thereto. The contractor and each subcontractor shall keep, or cause to be kept, an accurate record showing the names and occupations of all workers employed in connection with the work, and showing the actual per diem wages paid to each worker, which records shall be open at all reasonable hours for the inspection by the County.

Within thirty-one (31) days of receipt of information concerning a violation of the Texas Government Code Chapter 2258, the County shall make an initial determination as to whether good cause exists to believe a violation occurred. The County's decision on the initial determination shall be reduced to writing and sent to the contractor or subcontractor against whom the violation was alleged, and to the affected worker. When a good cause finding is made, the County shall retain the full amounts claimed by the claimant or claimants as the difference between wages paid and wages due under the "Prevailing Wage Schedule" and any supplements thereto, together with the applicable penalties, such amounts being subtracted from successive progress payments pending a final decision on the violation.

After the County makes its initial determination, the affected contractor or subcontractor and worker have fourteen (14) calendar days in which to resolve the issue of whether a violation occurred, including the amount that should be retained by the County or paid to the affected worker. If the contractor or subcontractor and affected worker reach an agreement concerning the worker's claim, the contractor shall promptly notify the County in a written document signed by the worker. If the contractor or Subcontractor and affected worker do not agree before the fifteenth (15th) calendar day after the County determination, the contractor or subcontractor and affected worker must participate in binding arbitration in accordance with the Texas General Arbitration Act, Chapter 171, (Texas Civil Practice and Remedies Code). The parties to the arbitration have ten (10) calendar days after the expiration of the fifteen (15) calendar days referred to above, to agree on an arbitrator; if by the eleventh (11th) calendar day there is no agreement to an arbitrator, a district court shall appoint an arbitrator on the petition of any of the parties to the arbitration.

If an arbitrator determines that a violation has occurred, the arbitrator shall assess and award against the contractor or subcontractor the amount of penalty as provided above and the amount owed the worker. The County may use any amounts retained hereunder to pay the worker the amount as designated in the arbitration award. If the County has not retained enough from the contractor or subcontractor to pay the worker in accordance with the arbitration award, the worker has a right of action against the contractor and subcontractor as appropriate, and the surety of either to receive the amount owed, attorneys' fees and court costs. The contractor shall promptly furnish a copy of the arbitration award to the County.

Money retained pursuant to the provisions above shall be used to pay the claimant or claimants the difference between the amount the worker received in wages for labor on the project at the rate paid by the contractor or subcontractor and the amount the worker would have received at the general prevailing wage rate as provided by the agreement of the claimant and the contractor or subcontractor affected, or in the arbitrator's award. The full statutory penalty of sixty dollars (\$60.00) per calendar day of violation per worker shall be retained by Williamson County to offset its administrative costs, pursuant to Texas Government Code, Section, 2258.023. Any retained funds in excess of these amounts shall be paid to the contractor on the earlier of the next progress payment or final payment. Provided, however, that the County shall have no duty to release any funds to either the claimant or the contractor until it has received the notices of agreement or the arbitration award as provided under the provision herein-above.

4.46 CONFIDENTIALITY

The Bidder expressly agrees that it will not use any direct or incidental confidential information that may be obtained while working in a governmental setting for its own benefit, and agrees that it will not access unauthorized areas or confidential information and it will not disclose any information to unauthorized third parties, and will take care to guard the security of the information at all times.



Additional Stipulations

1 Additional Stipulations

1.1 Introduction

The Bid evaluation and selection process is detailed in this section, as are other factors, and the format in which the Price Bid of each Bid should be submitted.

1.2 Contract Administrator

J. Terron Evertson, P.E. (or successor), County Engineer, Williamson County 3151 South East Inner Loop, Suite B, Georgetown, Texas shall serve as the County's Technical Contact with designated responsibility to ensure compliance with the requirements of the Contract and any Ensuing Agreement, such as, but not limited to, acceptance, inspection and delivery. The Technical Contact together with the Purchasing Department will serve as a liaison between the Williamson County Commissioners Court and the Successful Bidder.

1.3 Time for Performance

A time frame of fifteen (15) working days is given for completion of plans on this bid. This may begin at the time specified by the County within the three hundred sixty-five (365) days of the pricing quoted on this bid, starting on the day of award. The Contractor will be given written notice to begin work on this project. The Work on this project shall begin within five (5) calendar days after such notification.

Liquidated damages for failure to substantially complete the work within the allotted time will be applied. Liquidated damages are \$200 per working day.

The Contractor will be given written notice to begin work on this project. Work on this project shall begin within five (5) working days after such notification. Failure to begin work within the allotted time will result in liquidated damages being incurred at the rate of \$200 per working day.

Additional Stipulations - Bid

1.4 Performance and Payment Bonds

To the extent, this IFB is for the procurement of a public work contract, and the following shall apply:

Texas Local Government Code, Chapter 262.032, governs the requirements for performance bonds for government entities making public work contracts. A performance bond is required if the contract is in excess of \$50,000 and is to be made for the full amount of the contract.

Texas Government Code, Chapter 2253.021, governs the requirements for payment bonds for government entities making public work contracts. A payment bond is required if the contract is in excess of \$25,000 and is to be made for the full amount of the contract.

The bonds are to be executed and delivered to the County **prior to issuing Notice to Proceed**. The bonds must be executed by a corporate surety or sureties in accordance with the Texas Insurance Code. For unit price contracts, the total contract price shall be estimated and calculated by multiplying the estimated quantities to the Bidder's unit bid price.

If the public works contract is less than \$50,000, the performance bond will not be required as long as the contract provides that payment is not due until the work is completed and accepted by the County.

1.5 Bidder's Bonds

All Bids requiring a Bid Bond shall be accompanied by a certified cashier's check upon a National or State bank in an amount not less than five (5) percent of the total maximum bid price, payable without recourse to the County, or a bid bond in the same amount from a reliable surety company, as a guarantee that the Bidder will enter into a contract and **execute and deliver to the County performance and payment bonds prior to being recommended for award of the Contract. Bid guarantees must be submitted in the same sealed envelope with the Bid.** Bids submitted without check or bid bonds will not be considered. For unit price contracts, the total maximum bid price shall be estimated and calculated by multiplying the estimated quantities to the unit bid price.

1.6 Warranty Bonds

When a Warranty Bond is required it shall be submitted by the Successful Bidder prior to issuing Notice to Proceed, and shall be in the amount of twenty (20) percent of the total project construction cost. This Warranty Bond shall be security for the true and faithful performance of all warranties for one (1) year from the date of final payment. For unit price contracts, the total project construction cost shall be estimated and calculated by multiplying the estimated quantities to the bidder's unit bid price.

Additional Stipulations - Bid

1.7 Insurance Requirements

By signing its Bid, the Bidder agrees to maintain at all times during any term of the Contract and any ensuing Agreement at Bidder's cost, insurance in accordance with this provision.

Bidder will be required to submit Certificates of Insurance **prior to contract award and any renewals.**

All certificates of insurance coverage as specified below must be provided to the following location:

Williamson County Purchasing Department
901 S Austin Ave
Georgetown, Texas 78626

Failure to comply with these Insurance Requirements may result in the termination of the Contract and any ensuing Agreement(s) between the Successful Bidder and County.

The following coverage limits shall be required at a minimum:

- | | | |
|----|--|------------------------|
| A. | Worker's Compensation | Statutory – Texas Law |
| B. | Employer's Liability: | |
| | Bodily Injury by Accident | \$500,000 Ea. Accident |
| | Bodily Injury by Disease | \$500,000 Ea. Employee |
| | Bodily Injury by Disease | \$500,000 Policy Limit |
| C. | Comprehensive general liability including completed operations and contractual liability insurance for bodily injury, death, or property damages in the following amounts: | |

COVERAGE	PER PERSON	PER OCCURRENCE
Comprehensive General Liability	\$1,000,000	\$1,000,000
Aggregate policy limits:	\$1,000,000	

Successful Bidder's property will not be covered by any insurance that may be carried by the County. Successful Bidder assumes the risk of loss on its contents and property that are situated on/in/around the County property. The Successful Bidder is strongly encouraged to obtain insurance on its property to the extent deemed necessary by the Successful Bidder.

The deductible for an insurance policy required hereunder shall not exceed \$100,000. **The County shall be named as an additional insured under any policy of insurance required hereunder.**

Successful Bidder shall not commence any work until it has obtained all required insurance and such insurance has been approved by County. Successful Bidder shall not allow any subcontractor(s) to commence work to be performed until all required insurance has been obtained by such subcontractor(s) and approved by County. Approval of the insurance by County shall not relieve or decrease the liability of Successful Bidder or its subcontractor(s) hereunder.

Additional Stipulations - Bid

The required insurance must be written by a company approved to do business in the State of Texas with a financial standing of at least an A- rating, as reflected in Best's insurance ratings or by a similar rating system recognized within the insurance industry at the time the policy is issued. Successful Bidder shall furnish County with a certificate of coverage issued by the insurer. Successful Bidder shall not cause any insurance to be canceled nor permit any insurance to lapse. ALL INSURANCE CERTIFICATES SHALL INCLUDE A CLAUSE TO THE EFFECT THAT THE POLICY SHALL NOT BE CANCELED OR REDUCED, RESTRICTED OR LIMITED UNTIL TEN (10) CALENDAR DAYS AFTER COUNTY HAS RECEIVED WRITTEN NOTICE AS EVIDENCED BY RETURN RECEIPT OF REGISTERED OR CERTIFIED LETTER.

It is the intention of the County, and agreed to and hereby acknowledged by the Successful Bidder, that no provision of this Contract or any ensuing Agreement shall be construed to require the County to submit to mandatory arbitration or mediation in the settlement of any claim, cause of action or dispute, except as specifically required in direct connection with an insurance claim or threat of claim under an insurance policy required hereunder which absolutely requires arbitration or mediation of such claim, or as otherwise required by law or a court of law with jurisdiction over the provisions of this Contract or any ensuing Agreement.

Workers' Compensation Coverage Requirements

The Texas Labor Code, Section 406.096, requires workers' compensation insurance coverage for all persons providing services on a building or construction project for a governmental entity such as the County. The rule requires the County to timely obtain certificates of coverage and retain them for the duration of the project. The rule also sets out the language to be included in the Bid specifications and in contracts awarded by a governmental entity and the information required to be in the posted notice to employees. The rule is adopted under the Texas Labor Code, Section 402.061.

The information provided below is a result of this rule. By submitting your Bid to the County, you are acknowledging that this rule is a part of these Bid specifications, and that you will observe and abide by all of the requirements outlined in the rule. You are further agreeing that should your Bid be accepted by the Williamson County Commissioners Court, the necessary certificates of coverage showing workers' compensation coverage, will be provided to the following name and address prior to beginning work:

Williamson County Purchasing Department
901 S. Austin Ave.
Georgetown, TX 78626

Failure to comply with this request may result in termination of the Contract and any ensuing Agreement. If you have any questions related to this ruling and/or requirement, you are encouraged to contact either the Williamson County Purchasing Department at (512) 943-1546, or you may call the Texas Workers' Compensation Commission at (800) 372-7713.

- A. The following words and terms, when used in this provision, shall have the following meanings. Terms not defined in this rule shall have the meaning defined in the Texas Labor Code, if so defined.

Additional Stipulations - Bid

1. Certificate of coverage (certificate) – A copy of a certificate of insurance, a certificate of authority to self-insure issued by the commission, or a workers' compensation coverage agreement (TWCC-81, TWCC-82, TWCC-83, or TWCC-84), showing statutory workers' compensation insurance coverage for the person's or entity's employees (including those subject to a coverage agreement) providing services on a project, for the duration of the project.
 2. Building or Construction – Has the meaning defined in the Texas Labor Code, Section 406.096(e)(1).
 3. Contractor – A person bidding for or awarded a building or construction project by Williamson County.
 4. Coverage – Workers' compensation insurance meeting the statutory requirements of the Texas Labor Code, Section 401.011(44).
 5. Coverage agreement – A written agreement on form TWCC-81, form TWCC-82, form TWCC-83, or form TWCC-84, filed with the Texas Workers' Compensation Commission which establishes a relationship between the parties for purposes of the Texas Workers' Compensation Act, pursuant to the Texas Labor Code, Chapter 406, Subchapters F and G, as one of employer/employee and establishes who will be responsible for providing workers' compensation coverage for persons providing services on the project.
 6. Duration of the project--Includes the time from the beginning of work on the project until the work on the project has been completed and accepted by the County.
 7. Persons providing services on the project ("subcontractor" in the Texas Labor Code, Section 406.096) – includes all persons or entities performing all or part of the services the contractor has undertaken to perform on the project, regardless of whether that person contracted directly with the contractor and regardless of whether that person has employees. This includes, without limitation, independent contractors, subcontractors, leasing companies, motor carriers, owner-operators, employees of any such entity, or employees of any entity which furnishes persons to provide services on the project. "Services" include, without limitation, providing, hauling, or delivering equipment or materials, or providing labor, transportation, or other service related to a project. "Services" does not include activities unrelated to the project, such as food/beverage vendors, office supply deliveries, and delivery of portable toilets.
 8. Project – Includes the provision of all services related to a building or construction contract for the County.
- B. The contractor shall provide coverage, based on proper reporting of classification codes and payroll amounts and filing of any coverage agreements, which meets the statutory requirements of the Texas Labor Code, Section 401.011(44), for all employees of the contractor providing services on the project, for the duration of the project.
- C. The Contractor must provide a certificate of workers compensation coverage to Williamson County prior to being awarded the Contract.

Additional Stipulations - Bid

- D. If the coverage period shown on the contractor's current certificate of coverage ends during the duration of the project, the contractor must, prior to the end of the coverage period, file a new certificate of coverage with Williamson County showing that coverage has been extended.
- E. The contractor shall obtain from each person providing services on a project, and provide to the County:
 - 1. A certificate of coverage, prior to that person beginning work on the project, so Williamson County will have on file certificates of coverage showing coverage for all persons providing services on the project; and
 - 2. No later than seven days after receipt by the contractor, a new certificate of coverage showing extension of coverage, if the coverage period shown on the current certificate of coverage ends during the duration of the project.
- F. The contractor shall retain all required certificates of coverage for the duration of the project and for one year thereafter.
- G. The contractor shall notify the County in writing by certified mail or personal delivery, within ten (10) days after the contractor knew or should have known, of any change that materially affects the provision of coverage of any person providing services on the project.
- H. The contractor shall post on each project site a notice, in the text, form and manner prescribed by the Texas Workers' Compensation Commission, informing all persons providing services on the project that they are required to be covered, and stating how a person may verify coverage and report lack of coverage.
- I. The contractor shall contractually require each person with whom it contracts to provide services on a project, to:
 - 1. Provide coverage, based on proper reporting of classification codes and payroll amounts and filing of any coverage agreements, which meets the statutory requirements of Texas Labor Code, Section 401.011(44), for all of its employees providing services on the project, for the duration of the project;
 - 2. Provide to the contractor, prior to that person beginning work on the project, a certificate of coverage showing that coverage is being provided for all employees of the person providing services on the project, for the duration of the project;
 - 3. Provide the contractor, prior to the end of the coverage period, a new certificate of coverage showing extension of coverage, if the coverage period shown on the current certificate of coverage ends during the duration of the project;

Additional Stipulations - Bid

4. Obtain from each other person with whom it contracts, and provide to the contractor:
 - i. (a) a certificate of coverage, prior to the other person beginning work on the project; and
 - ii. (b) a new certificate of coverage showing extension of coverage, prior to the end of the coverage period, if the coverage period shown on the current certificate of coverage ends during the duration of the project;
 5. Retain all required certificates of coverage on file for the duration of the project and for one year thereafter;
 6. Notify the County in writing by certified mail or personal delivery, within ten (10) days after the person knew or should have known, of any change that materially affects the provision of coverage of any person providing services on the project; and
 7. Contractually require each person with whom it contracts, to perform as required by paragraphs 1 – 7, with the certificates of coverage to be provided to the person for whom they are providing services
- J. By signing this Contract or providing or causing to be provided a certificate of coverage, the contractor is representing to Williamson County that all employees of the contractor who will provide services on the project will be covered by workers' compensation coverage for the duration of the project, that the coverage will be based on proper reporting of classification codes and payroll amounts, and that all coverage agreements will be filed with the appropriate insurance carrier or, in the case of a self-insured, with the commission's Division of Self-Insurance Regulation. Providing false or misleading information may subject the contractor to administrative penalties, criminal penalties, civil penalties, or other civil actions.
- K. The contractor's failure to comply with any of these provisions is a breach of Contract by the contractor which entitles the County to declare the contract void if the contractor does not remedy the breach within ten (10) days after receipt of notice of breach from the County.

GENERAL NOTES AND TECHNICAL SPECIFICATIONS

Definition of Terms

Asphalt Season: April 1 through September 30.

County: Williamson County acting through the Road and Bridge Division.

Contractor: Successful bidder of the IFB.

Engineer: Williamson County Engineer, or designee.

Inspector: Engineer, or designee, supplied full time or part time to the contractor's crew for the oversight of the work.

Specifications: Texas Department of Transportation Standard Specifications for Construction and Maintenance of Highways, Streets, and Bridges 2014.

TxDOT: Texas Department of Transportation

Working Day: Monday through Friday (excluding County approved holidays), if weather permits the performance of the contract (as determined by the Inspector) for a continuous period of at least 8 hrs. (excluding lunch) between 7:00 A.M. and 6:00 P.M. Time begins with crews on site with equipment and ready for operation.

General Notes

Unless set forth otherwise, all Work performed shall comply with requirements which pertain to the various items of Work included as *Standard Specification for Construction of Highways, Streets and Bridges* of the Texas Department of Transportation, adopted November 1, 2014, which is incorporated herein by reference for all purposes. In the event that any specification set out herein conflicts with the said TxDOT specifications, the specification set out herein shall control and govern.

The Contractor will be given written Notice to Proceed on this project. This overlay project shall begin within five (5) working days after such notification and shall continue for fifteen (15) working days.

Contractor shall not begin work prior to the beginning of the asphalt season (April 1), nor after the ending of the asphalt season (September 30), except with the approval of the Engineer.

Contractor specifically acknowledges that Williamson County will sustain damages for each working day beyond the date in which overlay work is to begin. Once the written Notice to Proceed is given by Williamson County, the Contractor has five (5) working days to begin the work. Contractor agrees that two-hundred and No/100 Dollars

(\$200.00) per working day shall be retained by Williamson County from any amounts due Contractor for every day that Contractor does not begin the overlay work.

Contractor specifically acknowledges that Williamson County will sustain damages for each working day beyond the required dates of completion of the overlay work. Because of the impracticality and extreme difficulty of fixing and ascertaining Williamson County's actual damages, Contractor agrees that two-hundred and No/100 Dollars (\$200.00) per working day shall be retained by Williamson County from any amounts due Contractor for every day that Contractor does not complete the overlay work.

Periods of time (i) during which Williamson County suspends the work by written notice to Contractor, or (ii) during which contractor has performed work and is waiting for Williamson County's acceptance, or (iii) during which a delay directly related to delays caused by "Acts of God", non-county governmental processes, national emergency, or any other causes beyond Contractor's or Williamson County's reasonable control, shall not be taken into account in computing the amount retained. In the event that work received by Williamson County is found to be incomplete, the period of time from the end of the performance of the work to the receipt of subsequent performance necessary to produce completed work will be taken into account in computing the number of days and the amount retained.

Contractor shall submit a basic work plan, bar chart, or schedule for the Engineer to review one week prior to commencement of work.

The County shall notify abutting property owners for the upcoming milling and overlay operations by means of door hangers.

The Contractor shall not perform milling and overlay operations on the actual day that a street is to receive garbage, recycling or waste collection. Contractor shall research the applicable garbage, recycling or waste collection schedule for each street prior to bidding.

Once work begins, Contractor shall continuously execute the work until completion, unless otherwise directed by Engineer.

Weekend and holiday work is allowed with prior approval by Engineer.

The Contractor shall perform work during appropriate weather conditions, unless otherwise directed by the Engineer. If work is performed at the Contractor's option during, or prior to, inclement weather conditions and the work is damaged, the Contractor is responsible for all costs associated with replacing the work.

Contractor shall determine the exact location of all existing utilities including sprinkler-irrigation systems before commencing work, and is fully responsible for any and all

damages associated by Contractor's failure to locate and preserve utilities and/or sprinkler-irrigation systems.

Do not park equipment or make stockpiles where driver sight distance to businesses and side street intersections is obstructed, especially after work hours. If it is necessary to park where drivers' views are blocked, Contractor shall make every effort to flag traffic accordingly. Give the travelling public first priority.

An English-speaking Superintendent shall be available on the project at all times when work is being performed. The Contractor shall provide the Inspector with contact information for the Superintendent.

The Contractor shall place temporary erosion control devices according to EC (6)-16 and as directed by the Engineer prior to beginning any other work. This work shall not be paid for directly but shall be considered subsidiary to the pertinent Items.

The Contractor will be required to maintain a minimum of one through lane with flaggers during milling or paving operations, except with written approval by the Inspector.

If multiple days are required to complete work, Contractor shall not leave work in hazardous conditions, as determined by Engineer.

Contractor shall maintain positive drainage for permanent and temporary site conditions for duration of project.

Provide a smooth, clean sawcut along the existing asphalt pavement structure, as directed. Consider subsidiary to the pertinent Items.

Additional level-up areas may be determined in the field by the Engineer.

Areas that are milled shall be under sealed and overlaid the same day and completely finished before opening to traffic, except exposed raw base materials that are encountered.

Contractor shall be responsible for hauling and disposing of all planing ACP, and any removing/excavating materials off the project site. Consider subsidiary to the pertinent Items.

The Contractor shall configure the longitudinal joints of the surface course placement to be away from the wheel paths, preferably to coincide with lane lines.

The actual quantity required may vary from the estimated quantities in the contract. The Contractor shall be compensated for completed work based on actual quantities per bid Item.

All accepted "Plane Asphalt Concrete Pavement" will be measured by the square yard of specified milling areas. Thickness of milling shall be 1.5" to 3".

All accepted sealing will be measured by the gallon of asphalt (oil) and by cubic yard of aggregate. Thickness of sealing shall be no greater than ¼".

All accepted "Dense-Graded Hot-Mix Asphalt" (Type D) will be measured by the ton of composite hot mix, which includes asphalt, aggregate, and additives. Thickness of overlay application shall be 1.5".

County will pay to the Contractor, for the satisfactory performance of the work, a specified unit price per square yard of milling, per gallon of asphalt (oil), per cubic yard of aggregate, and per ton of hot mix. This price shall be full compensation for furnishing all labor, equipment, time, materials and incidentals necessary to complete the Work. Surface preparation and cleaning shall be considered a part of the work and will not be measured or paid in addition to the above stated unit price.

Testing may be performed at the request of the County any time during the length of the contract through an independent testing laboratory. Testing may be requested by the County on any and/or all items on this contract. If the results determine the item did not meet specifications, then the cost of the testing will be borne by the Contractor. If the results of the test determine that the item did meet specifications, the cost of the testing will be borne by the County.

Final cleanup will include the removal of excess material considered detrimental to vegetation growth within the working area. Materials such as excess asphalt and other materials, as specified by the Engineer, will be removed at the Contractor's expense.

All construction equipment involved in roadway work shall be equipped with a permanently mounted 360 degree revolving or strobe warning light with amber lens. This light shall have a minimum lens height of 5 inches and a diameter of 5 inches.

This light shall have a mounting height of not less than 6 feet above the roadway surface and shall be visible from all sides. This equipment shall also have attached at each side of the rear end of the vehicle an approved orange warning flag mounted not less than 6 feet above the roadway surface.

Care shall be exercised to prevent damage to all property in and around the construction zone. The Contractor shall be liable for the repair and restoration of any property damaged as a result of the contractor's prosecution of the work.

This shall include, but is not limited to, re-vegetation of all areas damaged or destroyed by construction. Contractor will be held liable and responsible for such areas until growth is reestablished to the satisfaction of the County.

Ornamental landscape plantings of trees, shrubs and grasses that are damaged or destroyed during construction shall be replaced with plant material of comparable size and quality approved by the County.

The Contractor may be required to trim or prune and remove brush and trees in order to construct the project or to provide a vertical clearance of at least 14 feet. For this operation, the method shall be approved by the Inspector.

Contractor's equipment and vehicles shall not be maintained on-site during construction, except at designated sites as approved by the Inspector.

ITEM 104 – REMOVING CONCRETE

Contractor shall determine the exact locations of all existing utilities and/or sprinkler-irrigation systems adjacent to existing curb and gutter before removal and will protect in place. Any damage to existing utilities and/or sprinkler-irrigation systems sustained during construction will be repaired/replaced at the expense of the Contractor.

Smooth and clean saw cutting of concrete is not paid for directly but considered subsidiary to this Item.

The concrete removed will become the property of the Contractor and will be disposed of to the satisfaction of the Engineer.

ITEM 160 – TOPSOIL

Obtain approval of all topsoil sources before digging begins. Ensure off-site topsoil has a minimum PI of 25, or as directed. The County reserves the right to take samples, as needed, to assure that the material meets the PI and other requirements as indicated in the Specifications (Fertility, Organics, Erodability, etc.).

No Sandy Loam allowed, unless the project dictates otherwise.

Construct topsoil stockpiles of no more than five (5) feet in height.

Upon final grading, immediately track all topsoiled areas to prevent erosion as directed. Consider subsidiary to the pertinent Items.

Place topsoil four (4) inches thick by three (3) feet wide between the back of curb and the face of sidewalk as shown on the Typical Sections in the plan.

ITEM 162 – BLOCK SODDING

Proposed sod shall match the existing sod type in the field.

Installation of block sod as shown on the Typical Sections in the plan.

ITEM 168 – VEGETATIVE WATERING

The Contractor shall obtain water at a source that is metered or shall furnish the manufacturer's specifications showing tank capacity for each truck used.

The Contractor shall notify the Inspector prior to watering that the Inspector may verify meter readings or truck counts.

Water all areas of the project to be top soiled and sodded. Maintain the sod bed in a condition favorable for the growth of grass.

Watering can be postponed immediately after a rainfall on the site of ½ inch or greater, but shall be resumed before the soil dries out, continue watering until final acceptance.

Watering rates shall be 12,000 gallons/acre per working day for 7 consecutive working days (the acreage is calculated based on a width of 3' and the length of the sodded areas).

Rate and frequency may be adjusted with the approval of the Engineer, to meet site conditions.

ITEM 300 – ASPHALTS, OILS, AND EMULSIONS

Asphalt season starts April 1 and ends September 30.

No engine oil shall be used as a component of any asphalt or emulsion.

Non-Tracking Tack Coat Emulsion shall be applied prior to level-up placement and considered subsidiary to the pertinent Items.

Prime Coat Emulsion shall be applied on any exposed raw base material that is encountered when milling operation is complete and considered subsidiary to the pertinent Items. A minimum of 24 hours cure time is required prior to under seal application.

ITEM 302 – AGGREGATES FOR SURFACE TREATMENTS

Previously tested aggregates delivered to the project which are found to contain excessive quantities of dust (more than 0.5 percent passing the no. 40 sieve) during pre-coating, stockpiling or hauling operations, will be rejected, unless otherwise directed. Use test method Tex-200-F, Part I, for testing.

ITEM 316, 340

Perform work during appropriate weather conditions, unless otherwise directed. If work is performed at the Contractor's option, during, or prior to, inclement weather conditions, and the work is damaged, the Contractor is responsible for all costs associated with replacing the work.

ITEM 316 – SURFACE TREATMENTS

Do not apply asphalt within 1½ hours of sunset, or later, unless otherwise directed.

Ensure the accuracy of the Distance Measuring Instrument (DMI) with the Engineer, prior to marking the Asphalt and Rock Land shots.

Surface all intersections to the limits as directed.

Remove or protect existing raised pavement markers. Repair any damage incurred by removal as directed. Remove dirt, dust or other harmful material, mask off manhole covers and water valve covers prior to under seal application. If necessary, blade pavement edges as directed by Engineer. Consider subsidiary to the pertinent Items.

Contractor is responsible for cleaning up any overspray under seal material to curb and gutter, sidewalk or driveway.

ITEM 340 - DENSE-GRADED HOT-MIX ASPHALT (SMALL QUANTITY)

Provide mixture Type D, where applicable, using PG binder 70-22 for the surface course and PG binder 64-22 for level-up. Unless otherwise approved, provide Type D mixtures that have no less than 5% asphalt binder.

Recycled Asphalt Shingles (RAS) are not permitted. Recycled Asphalt Pavement (RAP) is not permitted.

Target laboratory molded density is 96.5% for all mixtures without RAP and when using a Texas Gyration Compactor (TGC) for designing the mixture.

When using Superpave Gyration Compactor (SGC) to design mixtures, submit the SGC mix design to the Engineer for approval.

Minimum VMA during production shall be equal to or greater than Design VMA as shown in Table 8 for all mixture types.

All mixtures must meet the Hamburg requirement as stated in the table below.

High-Temperature Binder Grade	Test Method	Hamburg Wheel Test Requirements¹
		Minimum # of Passes @ 0.5" Rut Depth, Tested @122°F
PG 64 or lower	Tex-242-F	7,000
PG 70	Tex-242-F	15,000
PG 76 or higher	Tex-242-F	20,000

1. The Engineer may accept Hamburg Wheel test results for production and placement if no more than 1 of the 5 most recent tests is below the specified number of passes and the failing test is no more than 2,000 passes below the specified number of passes.

The County may at any time request that paving operation be stopped, if there is observance of pavement irregularities which could adversely affect the pavement quality.

HMAC shall be placed in layers/lifts as identified in the plans. Lifts shall be compacted thoroughly and uniformly to obtain the compaction and cross section identified in the plans.

Under no circumstances shall the HMA material be dumped on or near the job site and then reloaded for hauling to the site for placement.

All HMA construction joints shall be staggered for each proceeding lift. Ensure placement sequence to avoid excess distance of longitudinal joint lapback not to exceed one day's production rates.

Submit any proposed adjustments or changes to a job mix formula to the Engineer before production of the new job mix formula.

The Contractor shall provide saw cutting where necessary. This shall not be paid for directly, but shall be considered subsidiary to Bid Item Dense-Graded Hot Mix Asphalt.

1. The Contractor shall utilize a material transfer device per Item 320, a grade reference (such as a ski) for the overlay operations. Consider subsidiary to the pertinent Items.
2. Incorporate a maintain a 3H:1V safety wedge for any roadway edge of 2 inches or greater against adjacent travel lanes. Consider subsidiary to the pertinent Items.
3. Taper transverse faces at ends of passes as directed.
4. Make transverse tapers on each end of each pass using a minimum slope rate of 60H:1V. Tapers shall be removed directly before placement of the final HMA. Consider subsidiary to the pertinent Items.

5. Use a 10 ft. straightedge, where allowed, on all surface and intermediate pavement layers, as directed by the Inspector.

Acceptance Plan is not applicable to this project; no bonus and/or penalty are allowed. Acceptance of work will follow the specification as outlined with the clarification below.

Provide performance grade (PG) binders that do not contain Recycled Engine Oil Bottoms (REOBs) or Poly Phosphoric Acid (PPA).

For Mixture Design Verification, provide the Engineer with two 5-gallon buckets of each aggregate stockpile to be used on the project and three gallons of each PG binder from the plant to be used on the project. Sufficient quantities of any other additives that will be used in the HMA mixture shall also be provided.

Prior to allowing production of the trial batch, the Engineer will use the materials provided by the Contractor to perform the following tests to verify the HMA mixture design.

1. Indirect Tensile Test in accordance with Tex-226-F
2. Hamburg Wheel Test in accordance with Tex-242-F
3. Overlay Test in accordance with Tex-248-F
4. Cantabro Test in accordance with Tex-245-F

For mixtures designed with a Texas Gyrotory Compactor (TGC), the Engineer may require that the target laboratory molded density be raised to no more than 97.5% or may lower the design number of gyrations to no less than 35 for mixtures designed with an SGC if any of the following conditions exist.

1. The Indirect Tensile Test results in a value greater than 200 PSI
2. The Hamburg Wheel Test results in a value less than 3.0 mm
3. The Overlay Test results in a value less than 100 cycles
4. The Cantabro Test results in a value of more than 20% loss

In lieu of or in addition to evaluating the mixture design prior to allowing a trial batch to be produced, the Engineer may also evaluate the mixture produced during the trial batch for compliance with the 4 tests listed above.

ITEM 354 - PLANING AND TEXTURING PAVEMENT

Milling shall be performed with a large milling machine with grade control.

Milling shall be cut to a depth of 1.5" below the top of the gutter lip which will be the bottom right elevation, then a positive 2% shall be projected 13.5' toward the centerline of the roadway; this will yield a 3.25" elevation increase which will be the bottom left milling elevation. Milling shall be repeated with the same procedure on the other side of

the roadway. The same methodology will be used for milling the circular 90° elbow at the intersections.

The loose material shall be removed from the roadway before opening to traffic.

A single cut will be permitted if at most a 1¼-inch vertical offset is created against adjacent lanes when opened to traffic at the end of a work period.

ITEM 502 - BARRICADES, SIGNS, AND TRAFFIC HANDLING

Contractor shall provide all traffic control measures to prosecute the work and to ensure a minimum inconvenience to traffic around the construction area. Should the contractor's traffic control measures be found unsatisfactory by the Engineer or Inspector, overlay operations will cease.

The Traffic Control Plan (TCP) for this project shall be as detailed on TxDOT standard plan sheet TCP (1-1)-18, TCP (1-2)-18, TCP (7-1)-13, the Texas Manual on Uniform Traffic Control Devices, and the Work Zone Traffic Control Device List (WZTCDL).

Utilize barrels or plastic drums for all merging tapers.

Take immediate action to modify Closures / Traffic Control, if at any time backup (roadway queuing) becomes unreasonable (greater than 10 minutes). Have in place a contingency plan of how this will occur.

Do not set up any Lane Closure / TCP when the pavement is wet prior to the "setup," unless otherwise directed. Revise Traffic Control, when inclement weather is imminent, as directed.

Incorporate and maintain a 3H to 1V safety wedge into the proposed construction for any roadway edge of two (2) inches or greater adjacent to a roadway under traffic.

Within the limits of the project, provide standard barricades, warning signs, delineators, lights, 28-inch cones, and flaggers in sufficient numbers and combinations, as directed. All traffic control devices are listed in TxDOT's WZTCDL.

Use a minimum of two (2) flaggers, two (2) advance warning flashing arrow panels (TY C), two (2) of each signs CW20-5R or CW20-5L with appropriate distance plaques and CW9-2R or CW9-2L and 28-in. cones at each location in which milling or paving operations are in progress. Flaggers must comply with all requirements outlined in TxDOT Specification Item 502.2B. This shall not be paid for directly, but shall be considered subsidiary to bid Item Dense-Graded Hot Mix Asphalt.

The contractor shall provide rumble strips at locations requiring flaggers, or as directed. This shall not be paid for directly, but shall be considered subsidiary to this Bid Item.

Maintain access to all streets and driveways at all times, unless otherwise approved. Consider subsidiary to the pertinent Items.

Maintain enough workers to revise traffic control as directed.

Cover or remove any existing sign(s), which conflict with temporary traffic control operations. Install all permanent signs, delineation, and object markers necessary for the operation of any roadway before opening that section of roadway to traffic, regardless of the phase during which the roadway construction occurs. Erect the signs on temporary mounts until the permanent mounts are installed. Consider any costs associated with the temporary mounts subsidiary. Repair or replace any signs which are damaged by the Contractor's operations during construction or which are deemed not sufficient. The Engineer will be the sole judge of the adequacy of the sign(s). Consider this work subsidiary to the pertinent Items.

Maintain Sandbags that are used for ballast, as directed. Consider subsidiary to the pertinent Items.

Contractor shall schedule work so that all lanes are open to traffic at night (after 6:00 P.M.), unless otherwise approved.

ITEM 529 – CONC CURB & GUTTER (TY II)

Install and compact flex base to support the proposed curb and gutter and pavement structure in front of the proposed curb and gutter. Consider subsidiary to this Item.

Install the proposed curb and gutter to match the existing curb and gutter alignment at each end with the same longitudinal grade.

Provide grooved joints at 10-foot intervals and $\frac{3}{4}$ inch expansion joint material for doweled curb and gutter at each end that match the existing curb and gutter.

ITEM 531 – CONC SIDEWALKS (4")

Installation and compaction of flex base for supporting the proposed sidewalk is not paid for directly but considered subsidiary to this Item.

The sidewalk landing adjacent to the mail boxes shall be adjusted to the proposed curb height elevation as shown in the plan.

GOVERNING SPECIFICATIONS (STANDARD SPECIFICATIONS, SPECIAL PROVISIONS, AND SPECIAL SPECIFICATIONS)

WHERE DISCREPENCIES OCCUR BETWEEN THE VARIOUS GOVERNING SPECIFICATIONS, THE SPECIAL PROVISIONS SHALL GOVERN OVER BOTH STANDARD SPECIFICATIONS AND SPECIAL SPECIFICATIONS.

ALL SPECIFICATIONS AND SPECIAL PROVISIONS APPLICABLE TO THIS PROJECT ARE IDENTIFIED AS FOLLOWS:

STANDARD SPECIFICATIONS: ADOPTED BY THE TEXAS DEPARTMENT OF TRANSPORTATION NOVEMBER 1, 2014.
STANDARD SPECIFICATIONS ARE INCORPORATED INTO THE CONTRACT BY REFERENCE.

ITEMS 1 – 9 ARE SUPERSEDED BY THE CONTRACT GENERAL AND SPECIAL CONDITIONS, WHERE APPLICABLE. WHEREVER, IN THE TXDOT STANDARD SPECIFICATIONS, REFERENCE IS MADE TO THE STATE OF TEXAS, THE DEPARTMENT AND ITS REPRESENTATIVES, SUCH REFERENCE SHALL BE TAKEN TO MEAN WILLIAMSON COUNTY AND ITS REPRESENTATIVES.

ITEM 104 REMOVING CONCRETE
ITEM 160 TOPSOIL
ITEM 162 BLOCK SODDING
ITEM 168 VEGETATIVE WATERING
ITEM 300 ASPHALTS, OILS, AND EMULSIONS
ITEM 302 AGGREGATES FOR SURFACE TREATMENTS (300)(301)
ITEM 316 SURFACE TREATMENTS (210)(300)(302)
ITEM 340 DENSE-GRADED HOT-MIX ASPHALT (SMALL QUANTITY)
(300)(301)(320) (520)(585)
ITEM 354 PLANING AND TEXTURING PAVEMENT
ITEM 500 MOBILIZATION
ITEM 502 BARRICADES, SIGNS, AND TRAFFIC HANDLING
ITEM 529 CONCRETE CURB & GUTTER (421)(440)
ITEM 531 CONCRETE SIDEWALKS (421)(440)

SPECIAL PROVISIONS: THE CONTENT OF THE SPECIAL PROVISIONS ARE INCLUDED ON THE FOLLOWING PAGES.

SPECIAL PROVISION TO ITEM 300 (300-001)
SPECIAL PROVISION TO ITEM 300 (300-005)
SPECIAL PROVISION TO ITEM 300 (300-007)

300-001

Special Provision to Item 300 Asphalts, Oils, and Emulsions



Item 300, "Asphalts, Oils, and Emulsions," of the Standard Specifications, is amended with respect to the clauses cited below. No other clauses or requirements of this Item are waived or changed.

Section 300.2.4., "Emulsified Asphalt," is supplemented by the following:

**Table 7A
Surface Performance-Grade Emulsified Asphalt**

Grade	Test Procedure	HFRS-2(SPG xy) ¹		CRS-2(SPG xy)		CHFRS-2(SPG xy)	
		Min	Max	Min	Max	Min	Max
Tests on emulsions:							
Viscosity, Saybolt Furol at 50°C, SFs ²	T 72	150	400	150	400	150	400
Storage stability test, 24 h., % ²	T 59		1		1		1
Demulsibility, 35 mL, 0.02 N CaCl ₂ , %	T 59	60					
Demulsibility, 35 mL, 0.8% dioctyl sodium sulfosuccinate, %	T 59			60		60	
Particle charge test	T 59			positive		positive	
Sieve test, % ²	T 59		0.10		0.10		0.10
Residue recovery	PP 72,						
Residue, %	Procedure B	65		65		65	
Tests on recovered residue:							
Residue properties		Meet the specified SPG in Table 17A ³					
Solubility in trichloroethylene, %	T 44	97.5		97.5			
Float test, 60°C, sec. ⁴	T 50	1,200				1,200	

1. X is the average 7-day maximum pavement surface design temperature, and y is the minimum pavement surface design temperature used in Table 17A.
2. This test requirement on representative samples is waived if successful application of the material has been achieved in the field.
3. Meet original performance properties and PAV residue requirements only
4. If Float test is less than 1,200 sec. using PP 72, Procedure B, for residue recovery, then use T 59 for residue recovery.

300-001

Section 300.2.10., "Performance-Graded Binders," is supplemented by the following:

Table 17A
Surface Performance Grade (SPG) Specification

Surface Performance Grade	SPG 64	SPG 67					SPG 70					SPG 73			
	-25	-13	-16	-19	-22	-25	-13	-16	-19	-22	-25	-16	-19	-22	-25
Average 7-day Max pavement surface design temperature ¹ , °C	<64	<67					<70					<73			
Min pavement surface design temperature ¹ , °C	>-25	>-13	>-16	>-19	>-22	>-25	>-13	>-16	>-19	>-22	>-25	>-16	>-19	>-22	>-25
Original Binder															
Flash point temp, T 48, Min, °C	230														
Viscosity, T 316 ² : Max 0.15 Pa*s, test temp., °C	205														
Original Performance Properties															
Dynamic Shear, T 315: G*/sinδ, Min 0.65 kPa, Test temp @ 10 rad/s, °C	64	67					70					73			
Phase angle ³ (δ), Max, @ temp. where G*/sinδ = 0.65 kPa	80	-	-	-	80	80	-	-	80	80	80	80	80	80	80
Pressure Aging Vessel (PAV) Residue (R 28)															
PAV aging temperature, °C	100	100					100					100			
Creep stiffness, T 313: S, Max 500 MPa, Test temp. @ 8 sec., °C	-25	-13	-16	-19	-22	-25	-13	-16	-19	-22	-25	-16	-19	-22	-25

1. Temperatures are at the surface of the pavement structure. These may be determined from experience or may be estimated using equations developed by SHRP or LTPP, but modified to represent surface temperatures. Surface-grade high temperatures are generally 3°C to 4°C greater than those determined for Superpave PG binders.
2. The referee method will be AASHTO T 316 using a #21 spindle at 50 r/min, however alternate methods may be used for routine testing and quality assurance.
3. Phase angle is determined at the temperature where G*/sin δ = 0.65 kPa. For routine testing and quality assurance, the phase angle can be interpolated from testing at two temperatures, one above and one below where G*/sin δ = 0.65 kPa.

Special Provision to Item 300

Asphalts, Oils, and Emulsions



For this project, Item 300, "Asphalts, Oils, and Emulsions," of the Standard Specifications, is hereby amended with respect to the clauses cited below, and no other clauses or requirements of this Item are waived or changed hereby.

Section 300.2.4, "Emulsified Asphalt." Table 10 is voided and replaced by the following:

Table 10
Polymer Modified Cationic Emulsified Asphalt

Type-Grade	Test Procedure	Rapid Setting						Slow Setting	
		CRS-1P		CRS-2P		CRS-2TR		CSS-1P	
Property	Test Procedure	Min	Max	Min	Max	Min	Max	Min	Max
Viscosity, Saybolt Furol 77°F, sec. 122°F, sec.	T 72	-	-	-	-	-	-	20	100
		50	150	150	400	150	500	-	-
Sieve Test, %	T 59	-	0.1	-	0.1	-	0.1	-	0.1
Demulsibility, 35 ml of 0.8% sodium dioctyl sulfosuccinate, %	T 59	60	-	70	-	40	-	-	-
Storage Stability, 1 day, %	T 59	-	1	-	1	-	1	-	1
Breaking Index, g	Tex-542-C	-	80	-	-	-	-	-	-
Particle Charge	T 59	positive		positive		positive		positive	
Distillation Test: ¹ Residue by Distillation, % by wt. Oil Distillate, % by volume of emulsion	T 59	65	-	65	-	65	-	62	-
		-	3	-	0.5	-	3	-	0.5
Tests on Residue from Distillation:		Polymer		Polymer		Tire Rubber		Polymer	
Modifier type		-	-	3.0	-	5.0	-	3.0	-
Modifier Content, wt. % (solids basis)		-	-	-	-	-	-	-	-
Penetration, 77°F, 100 g, 5 sec.	T 49	225	300	90	150	90	150	-	90
Viscosity, 140°F, poise	T 202	-	-	1300	-	1000	-	-	-
Solubility in Trichloroethylene, %	T 44	97.0	-	97.0	-	98	-	97.0	-
Softening Point, °F	T 53	-	-	-	-	-	-	135	-
Ductility, 77°F, 5 cm/min., cm	T 51	-	-	-	-	40	-	70	-
Ductility ² , 39.2°F, 5 cm/min., cm	T 51	-	-	50	-	-	-	-	-
Elastic Recovery ² , 50°F, %	Tex-539-C	45	-	55	-	-	-	-	-

¹Exception to T 59: Bring the temperature on the lower thermometer slowly to 350°F ± 0°F. Maintain at this temperature for 20 min. Complete total distillation in 60 ± 5 min. from the first application of heat.

²CRS-2P must meet one of either the ductility or elastic recovery requirements.

300-007

Special Provision to Item 300

Asphalts, Oils and Emulsions



Item 300, "Asphalts, Oils and Emulsions" of the Standard Specifications is amended with respect to the clauses cited below. No other clauses or requirements of this Item are waived or changed.

Section 300.2.4., "Emulsified Asphalt", is supplemented by the following:

Emulsified Asphalt. Provide emulsified asphalt that is homogeneous, does not separate after thorough mixing, and meets the requirements for the specified type and grade in Tables 7, 8, 9, and 10.

Table 10B
Non-Tracking Tack Coat Emulsion

Property	Test Procedure	Quick Setting	
		QS-1HH	
		Min	Max
Viscosity, Saybolt Furol, 77° F, sec	T 72	15	--
Storage stability, 1 Day, %	T 59	--	1
Settlement, 5-day, %	T 59	2	5
Sieve test, %	T 59	--	0.30
Distillation test: ¹	T 59		
Residue by distillation, % by wt.		50	--
Oil distillate, by volume of emulsion		--	1.0
Test on residue from distillation:			
Penetration, 77°F, 100 g, 5 sec.	T 49	--	20
Solubility in trichloroethylene, %	T 44	97.5	--
Softening point, °F	T 53	150	--
Dynamic shear, G*/sin(δ), 82°C, 10 rad/s, kPa	T 315	1.0	--


1. Exception to AASHTO T-59: Bring the temperature on the lower thermometer slowly to 350°F ± 10°F. Maintain at this temperature for 20 min. Complete total distillation in 60 ± 5 min. from first application of heat.

Estimate of Quantities Summary

ITEM	NO	DESCRIPTION	UNITS	QUANTITY
104	6015	REMOVING CONC (SIDEWALKS)	SY	2
104	6022	REMOVING CONC (CURB AND GUTTER)	LF	100
160	6003	FURNISHING AND PLACING TOPSOIL (4")	SY	30
162	6002	BLOCK SODDING	SY	30
168	6001	VEGETATIVE WATERING	MG	1
316	6175	AGGR (TY-B GR-4 SAC-B)	CY	22
316	6466	ASPH (CHFRS-2P OR CRS-2P)	GAL	847
340	6122	D - GR HMA(SQ) TY - D PG70 - 22	TON	200
340	6246	D-GR HMA (SQ) TY-D PG64_22(LEVEL-UP)	TON	79
354	6139	PLANE ASPH CONC PAV (1.5" TO 3")	SY	2418
500	6001	MOBILIZATION	LS	1
502	6001	BARRICADES, SIGNS AND TRAFFIC HANDLING	MO	1
529	6008	CONC CURB & GUTTER (TY II)	LF	100
531	6001	CONC SIDEWALKS (4")	SY	2



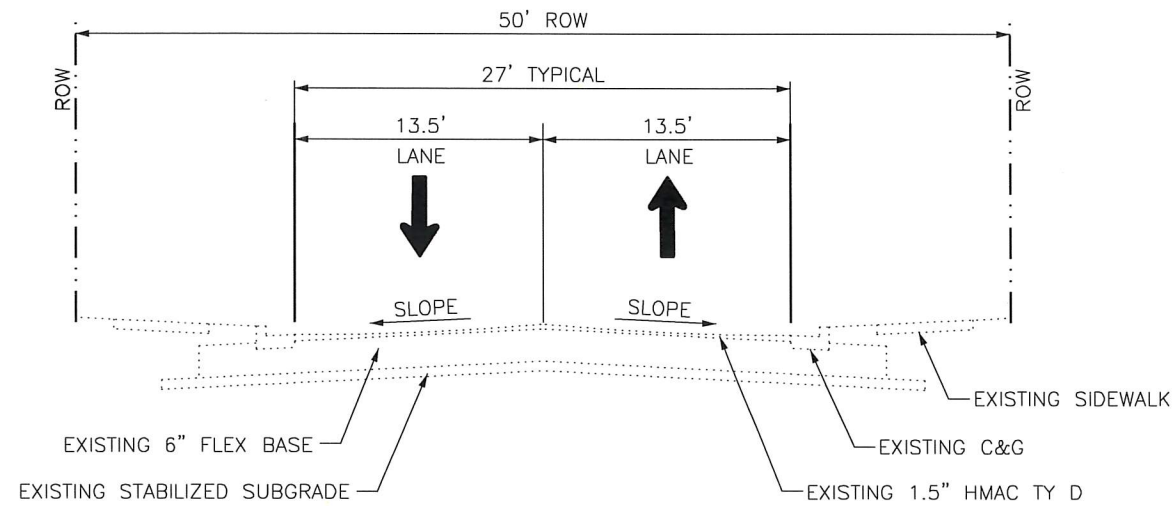
NO.	REVISION	BY	DATE



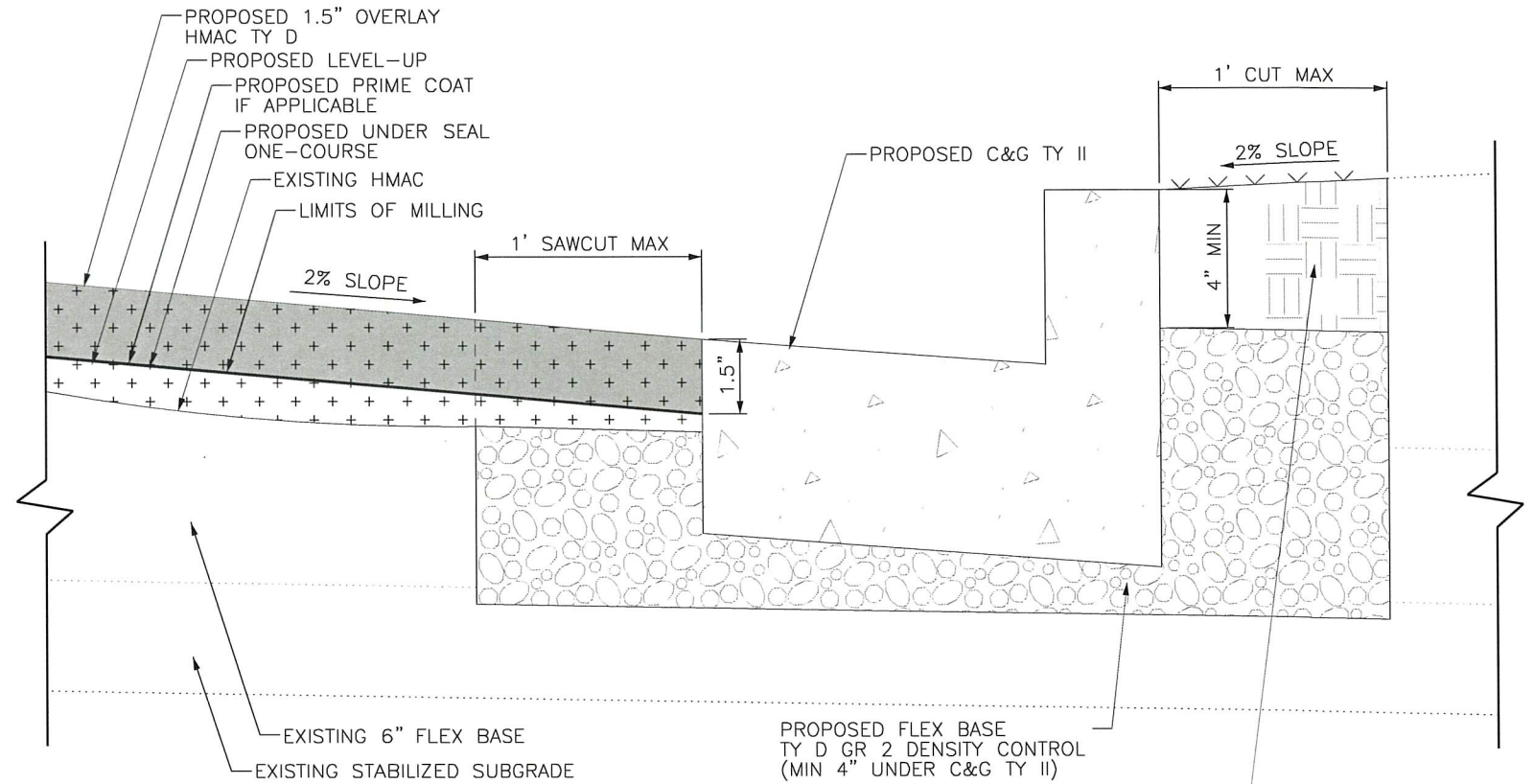
**WINDBERRY PATH
ESTIMATE OF QUANTITIES SUMMARY**

Designed: AF	3151 S.E. INNER LOOP, SUITE B GEORGETOWN, TEXAS 78626 943-3330 www.wilco.org	SHEET NO. 2
Checked: KQK		
Drawn: AF		
Checked: KQK		

WIND*EST OF QTY1.dgn
 4/11/2018 8:48:06 AM



EXISTING WINDBERRY PATH
TYPICAL SECTION
N.T.S.

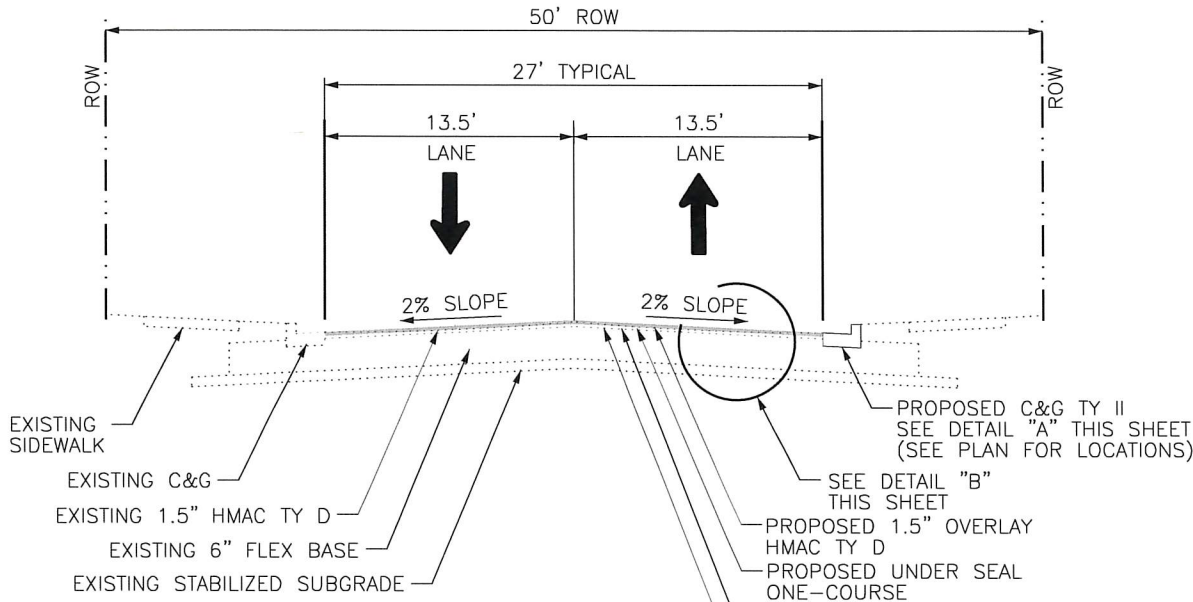
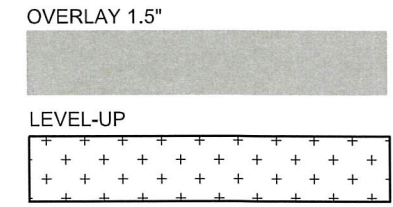


DETAIL "A"
N.T.S.

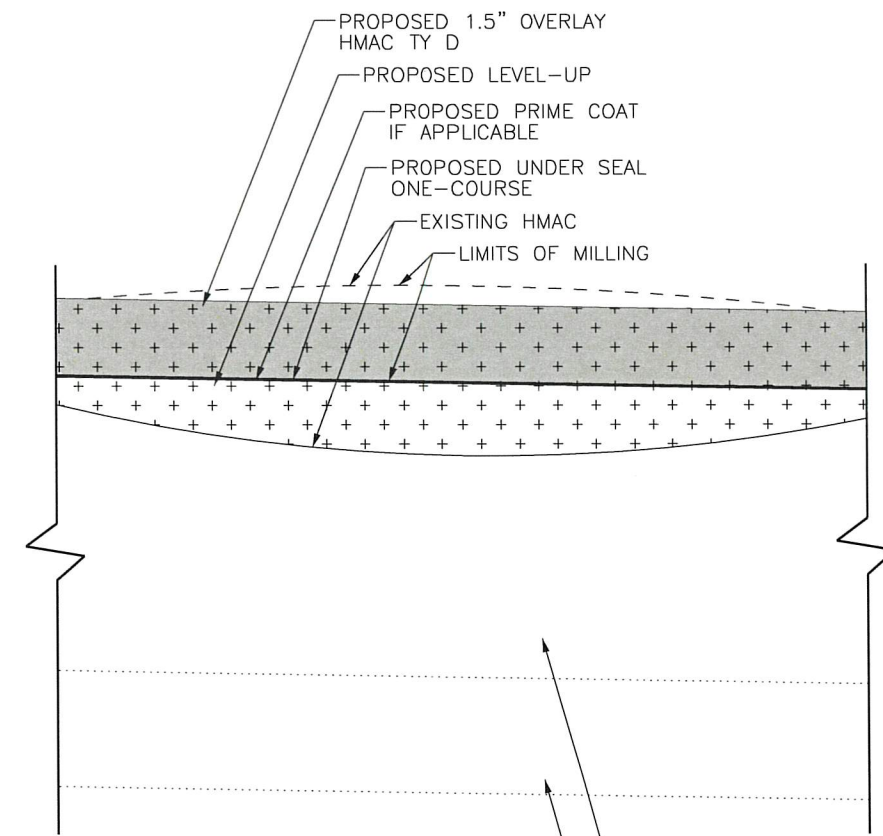
PROPOSED FLEX BASE
TY D GR 2 DENSITY CONTROL
(MIN 4" UNDER C&G TY II)

PROPOSED TOP SOIL AND SOD
(MATCH EXISTING SOD TYPE
IN THE FIELD)

LEGEND



PROPOSED WINDBERRY PATH
TYPICAL SECTION
N.T.S.



DETAIL "B"
N.T.S.



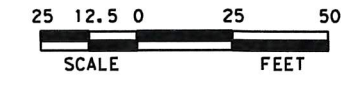
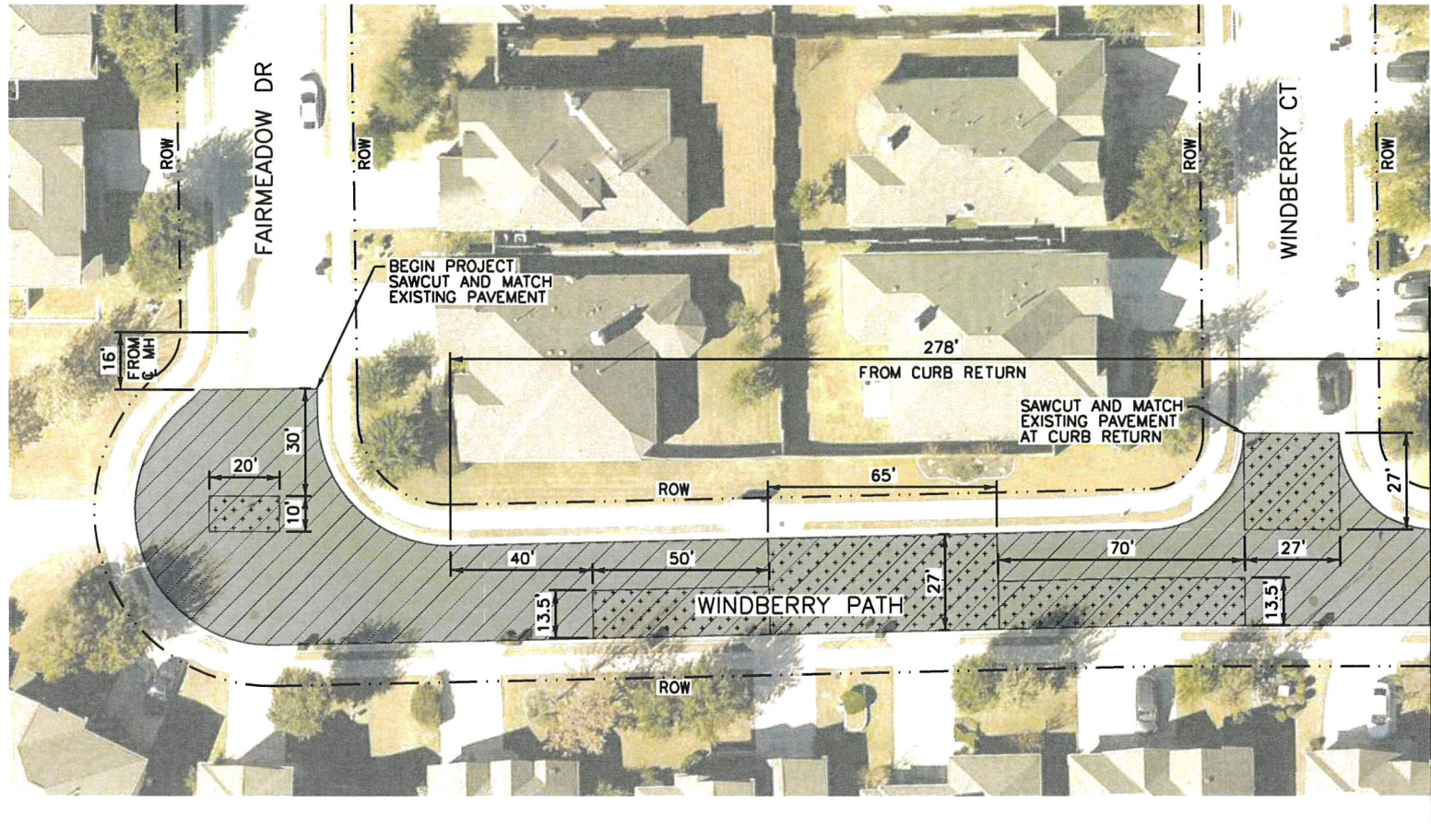
NO.	REVISION	BY	DATE

WILLIAMSON COUNTY
DEPT. OF
INFRASTRUCTURE
1818

**WINDBERRY PATH
TYPICAL SECTIONS**

Designed: AF	3151 S.E. INNER LOOP, SUITE B GEORGETOWN, TEXAS 78626 943-3330 www.wilco.org	3
Checked: KQK		
Drawn: AF		
Checked: KQK		

4/11/2018 8:36:01 AM
IND* TYPSEC.dgn


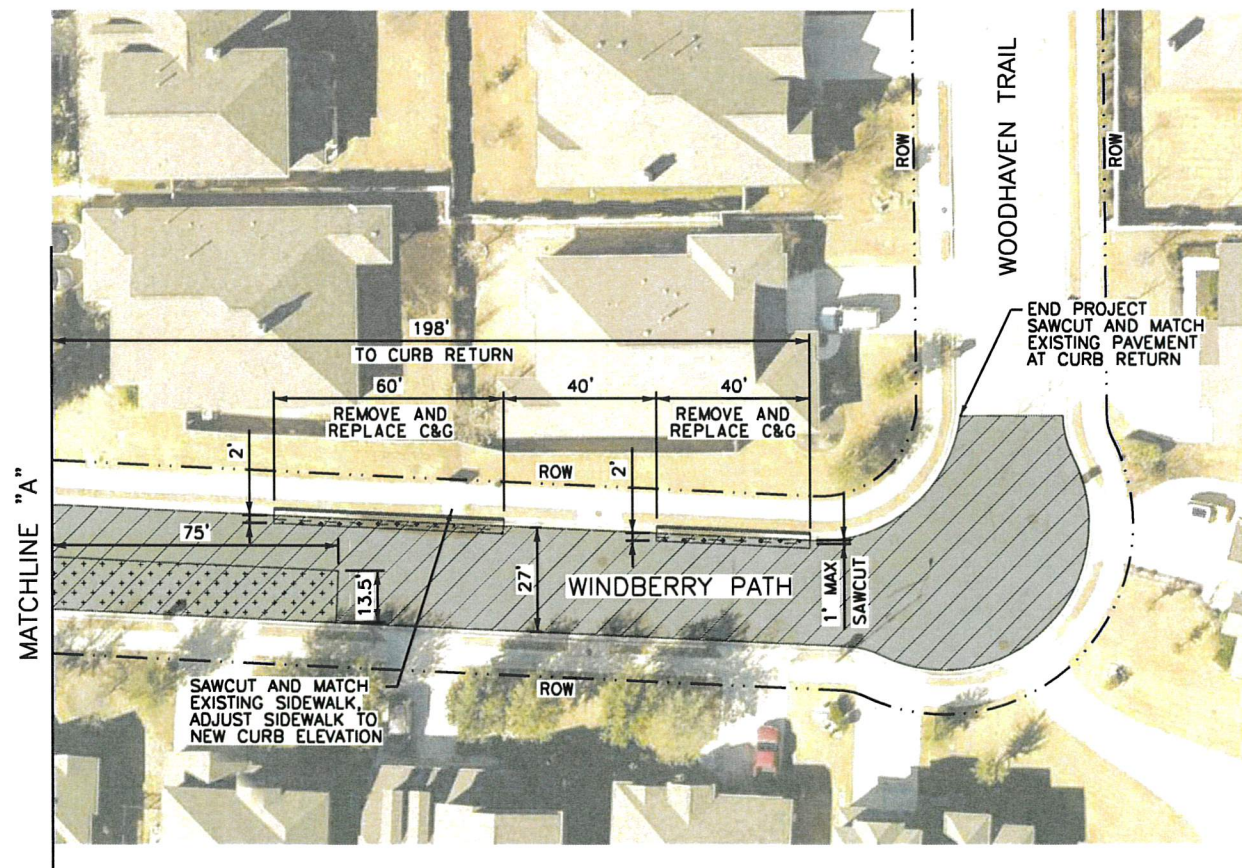


LEGEND

- UNDER SEAL, OVERLAY 1.5"
- MILLING
- LEVEL-UP

SEQUENCE OF CONSTRUCTION:

1. PLACE SIGNING WITHIN PROJECT LIMITS ACCORDING TO BC(2)-14.
2. PLACE TEMPORARY EROSION CONTROL DEVICES ACCORDING TO EC(6)-16.
3. REMOVE AND REPLACE C&G.
4. PLACE LEVEL-UP AS SHOWN IN THE PLAN.
5. MILL ASPHALT PAVEMENT SURFACE.
6. APPLY UNDER SEAL.
7. PLACE OVERLAY AT FINAL GRADE.



NOTES:

1. ALL DIMENSIONS ARE SHOWN TO THE LIP OF GUTTER (LOG).
2. REFER TO ATTACHED STANDARD DRAWINGS FOR ADDITIONAL INFORMATION.

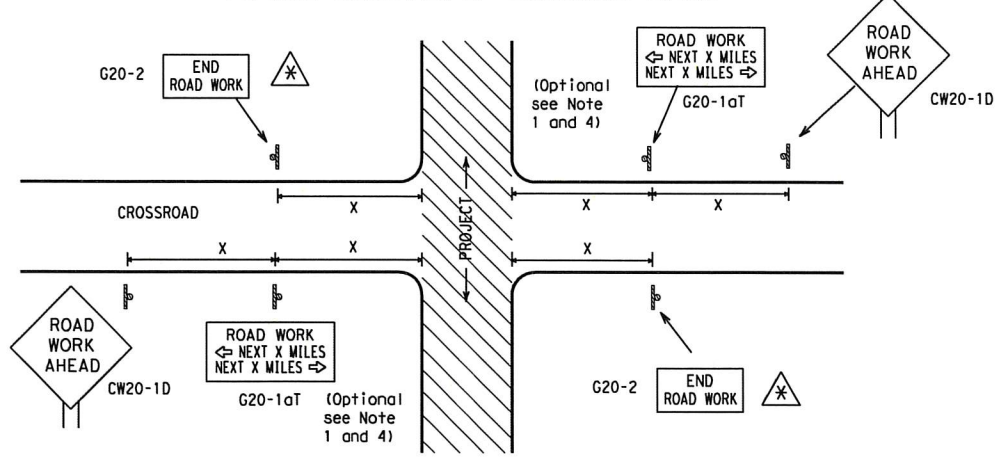
NO.	REVISION	BY	DATE

<p>WILLIAMSON COUNTY DEPT. OF INFRASTRUCTURE</p>	<p>WILLIAMSON COUNTY DEPT. OF INFRASTRUCTURE</p>	
	<p>1848</p>	
	<p>WINDBERRY PATH OVERLAY PLAN & SEQUENCE OF CONSTRUCTION</p>	
	Designed: AF Checked: KQK Drawn: AF Checked: KQK	3151 S.E. INNER LOOP, SUITE B GEORGETOWN, TEXAS 78626 943-3330 www.wilco.org

WINDBERRY01.dgn 3/28/2018 12:41:51 PM

DISCLAIMER: The use of this standard is governed by the "Texas Engineering Practice Act". No warranty of any kind is made by TxDOT for any purpose whatsoever. TxDOT assumes no responsibility for the conversion of this standard to other formats or for incorrect results or damages resulting from its use.

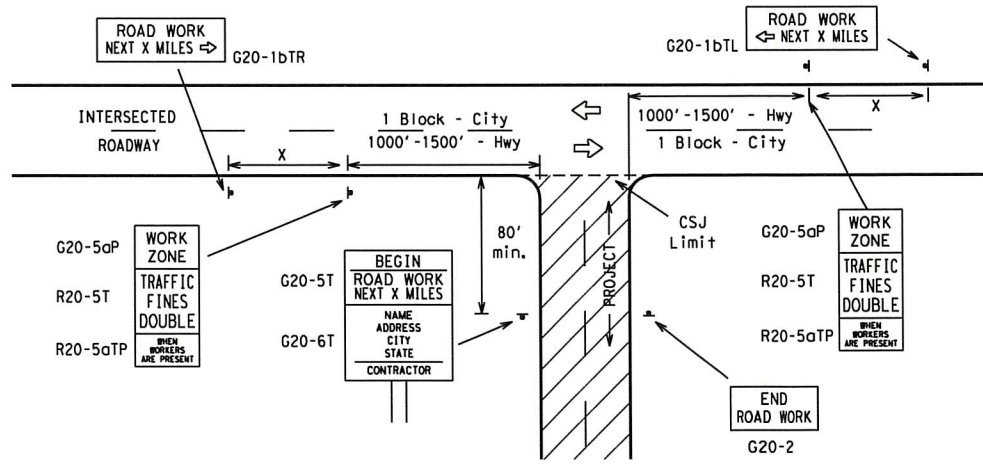
TYPICAL LOCATION OF CROSSROAD SIGNS



* May be mounted on back of "ROAD WORK AHEAD" (CW20-1D) sign with approval of Engineer. (See note 2 below)

- The typical minimum signing on a crossroad approach should be a "ROAD WORK AHEAD" (CW20-1D) sign and a (G20-2) "END ROAD WORK" sign, unless noted otherwise in plans.
- The Engineer may use the reduced size 36" x 36" ROAD WORK AHEAD (CW20-1D) sign mounted back to back with the reduced size 36" x 18" "END ROAD WORK" (G20-2) sign on low volume crossroads (see Note 4 under "Typical Construction Warning Sign Size and Spacing"). See the "Standard Highway Sign Designs for Texas" manual for sign details. The Engineer may omit the advance warning signs on low volume crossroads. The Engineer will determine whether a road is low volume. This information shall be shown in the plans.
- Based on existing field conditions, the Engineer/Inspector may require additional signs such as FLAGGER AHEAD, LOOSE GRAVEL, or other appropriate signs. When additional signs are required, these signs will be considered part of the minimum requirements. The Engineer/Inspector will determine the proper location and spacing of any sign not shown on the BC sheets, Traffic Control Plan sheets or the Work Zone Standard Sheets.
- The "ROAD WORK NEXT X MILES" (G20-1aT) sign shall be required at high volume crossroads to advise motorists of the length of construction in either direction from the intersection. The Engineer will determine whether a roadway is considered high volume.
- Additional traffic control devices may be shown elsewhere in the plans for higher volume crossroads.
- When work occurs in the intersection area, appropriate traffic control devices, as shown elsewhere in the plans or as determined by the Engineer/Inspector, shall be in place.

Williamson County, Texas
T-INTERSECTION



CSJ LIMITS AT T-INTERSECTION

- The Engineer will determine the types and location of any additional traffic control devices, such as a flagger and accompanying signs, or other signs, that should be used when work is being performed at or near an intersection.
- If construction closes the road at a T-intersection the Contractor shall place the "CONTRACTOR NAME" (G20-6T) sign behind the Type 3 Barricades for the road closure (see BC(10) also). The "ROAD WORK NEXT X MILES" left arrow (G20-1bTL) and "ROAD WORK NEXT X MILES" right arrow (G20-1bTR) signs shall be replaced by the detour signing called for in the plans.

TYPICAL CONSTRUCTION WARNING SIGN SIZE AND SPACING

Sign Number or Series	SIZE		SPACING	
	Conventional Road	Expressway/Freeway	Posted Speed	Sign Spacing "X"
CW20 ⁴	48" x 48"	48" x 48"	MPH	Feet (Apprx.)
CW21			30	120
CW22			35	160
CW23			40	240
CW25			45	320
CW1, CW2, CW7, CW8, CW9, CW11, CW14	36" x 36"	48" x 48"	50	400
CW3, CW4, CW5, CW6, CW8-3, CW10, CW12	48" x 48"	48" x 48"	55	500 ²
			60	600 ²
			65	700 ²
			70	800 ²
			75	900 ²
			80	1000 ²
			*	* ³

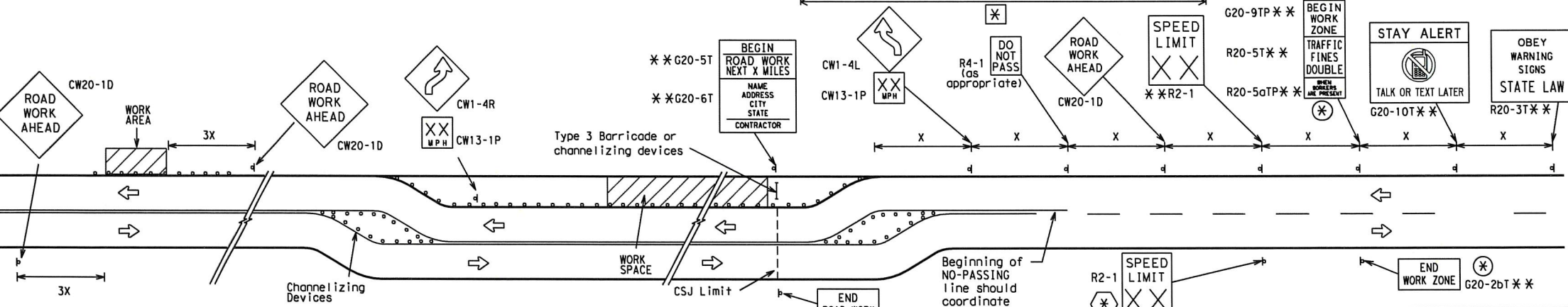
* For typical sign spacings on divided highways, expressways and freeways, see Part 6 of the "Texas Manual on Uniform Traffic Control Devices" (TMUTCD) typical application diagrams or TCP Standard Sheets.

Δ Minimum distance from work area to first Advance Warning sign nearest the work area and/or distance between each additional sign.

GENERAL NOTES

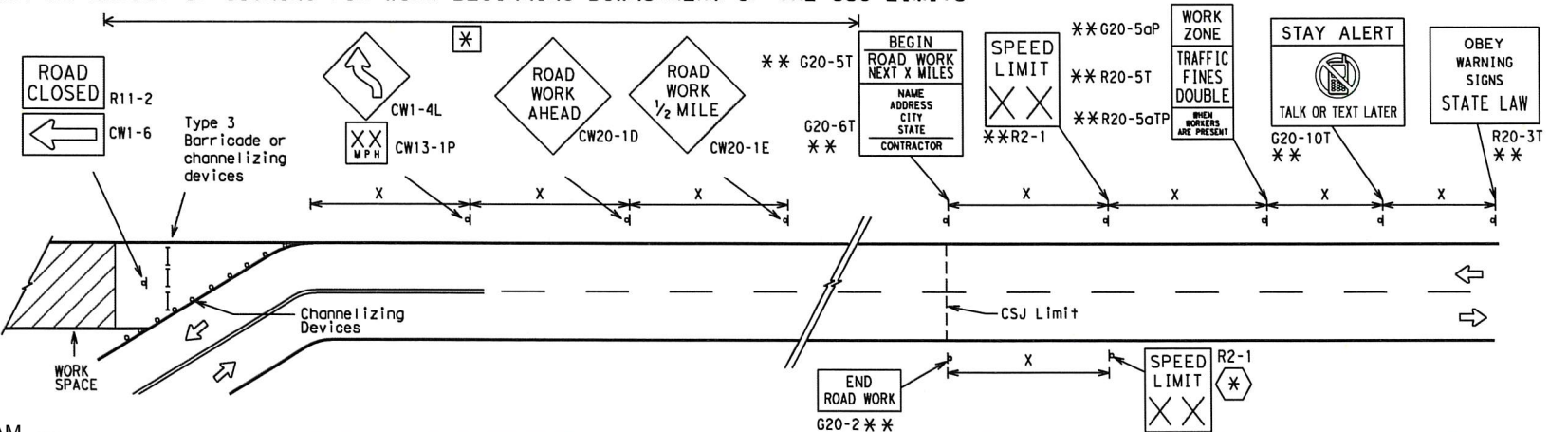
- Special or larger size signs may be used as necessary.
- Distance between signs should be increased as required to have 1500 feet advance warning.
- Distance between signs should be increased as required to have 1/2 mile or more advance warning.
- 36" x 36" "ROAD WORK AHEAD" (CW20-1D) signs may be used on low volume crossroads at the discretion of the Engineer. See Note 2 under "Typical Location of Crossroad Signs".
- Only diamond shaped warning sign sizes are indicated.
- See sign size listing in "TMUTCD", Sign Appendix or the "Standard Highway Sign Designs for Texas" manual for complete list of available sign design sizes.

WORK AREAS IN MULTIPLE LOCATIONS WITHIN CSJ LIMITS

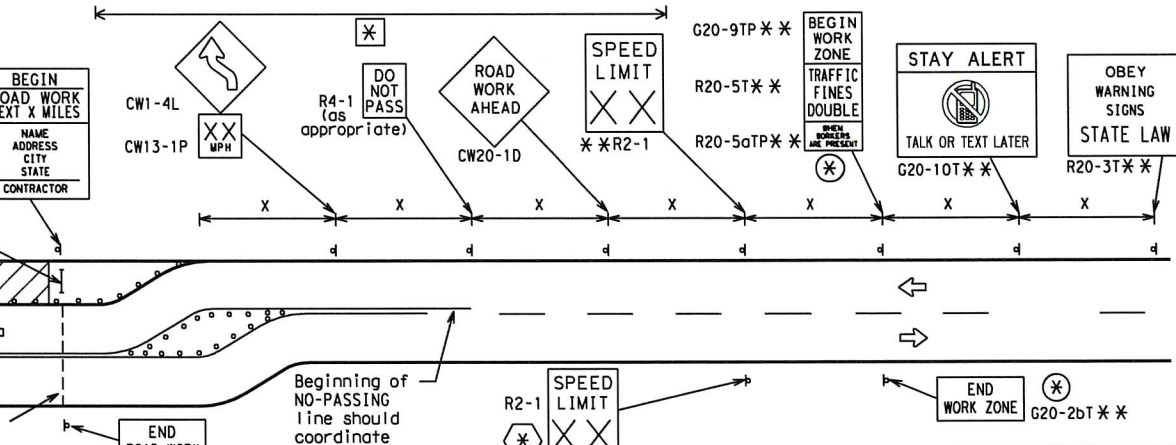


When extended distances occur between minimal work spaces, the Engineer/Inspector should ensure additional "ROAD WORK AHEAD" (CW20-1D) signs are placed in advance of these work areas to remind drivers they are still within the project limits. See the applicable TCP sheets for exact location and spacing of signs and channelizing devices.

SAMPLE LAYOUT OF SIGNING FOR WORK BEGINNING DOWNSTREAM OF THE CSJ LIMITS



SAMPLE LAYOUT OF SIGNING FOR WORK BEGINNING AT THE CSJ LIMITS



NOTES

- The Contractor shall determine the appropriate distance to be placed on the G20-1 series signs and "BEGIN ROAD WORK NEXT X MILES" (G20-5T) sign for each specific project. This distance shall replace the "X" and shall be rounded to the nearest whole mile with the approval of the Engineer. No decimals shall be used.
- * The "BEGIN WORK ZONE" (G20-9TP) and "END WORK ZONE" (G20-2bT) shall be used as shown on the sample layout when advance signs are required outside the CSJ Limits. They inform the motorist of entering or leaving a part of the work zone lying outside the CSJ Limits where traffic fines may double if workers are present.
- ** Required CSJ Limit signing. See Note 10 on BC(1). TRAFFIC FINES DOUBLE signs will not be required on projects consisting solely of mobile operations work.
- * Area for placement of "ROAD WORK AHEAD" (CW20-1D) sign and other signs or devices as called for on the Traffic Control Plan.
- * Contractor will install a regulatory speed limit sign at the end of the work zone.

LEGEND	
—	Type 3 Barricade
○ ○ ○	Channelizing Devices
—	Sign
X	See Typical Construction Warning Sign Size and Spacing chart or the TMUTCD for sign spacing requirements.

SHEET 2 OF 12

Texas Department of Transportation
Traffic Operations Division Standard

BARRICADE AND CONSTRUCTION PROJECT LIMIT

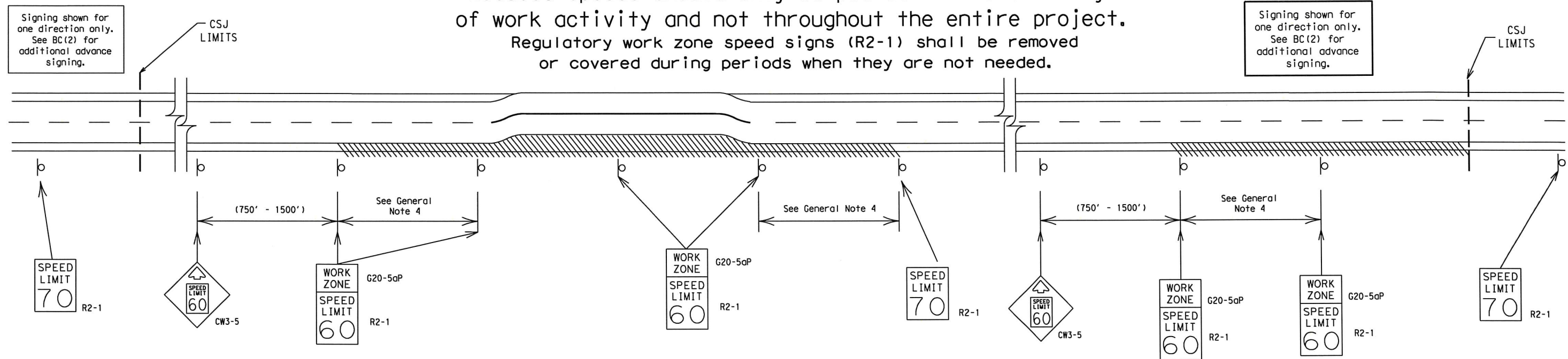
BC(2)-14

FILE: bc-14.dgn	DN: TxDOT	CK: TxDOT	DW: TxDOT	CK: TxDOT
© TxDOT November 2002	CONT	SECT	JOB	HIGHWAY
REVISIONS				
9-07 8-14	DIST	COUNTY		SHEET NO.
7-13				p653

TYPICAL APPLICATION OF WORK ZONE SPEED LIMIT SIGNS

Work zone speed limits shall be regulatory, established in accordance with the "Procedures for Establishing Speed Zones," and approved by the Texas Transportation Commission, or by City Ordinance when within Incorporated City Limits.

Reduced speeds should only be posted in the vicinity of work activity and not throughout the entire project. Regulatory work zone speed signs (R2-1) shall be removed or covered during periods when they are not needed.



GUIDANCE FOR USE:

LONG/INTERMEDIATE TERM WORK ZONE SPEED LIMITS

This type of work zone speed limit should be included on the design of the traffic control plans when restricted geometrics with a lower design speed are present in the work zone and modification of the geometrics to a higher design speed is not feasible.

Long/Intermediate Term Work Zone Speed Limit signs, when approved as described above, should be posted and visible to the motorist when work activity is present.

Work activity may also be defined as a change in the roadway that requires a reduced speed for motorists to safely negotiate the work area, including:

- a) rough road or damaged pavement surface
- b) substantial alteration of roadway geometrics (diversions)
- c) construction detours
- d) grade
- e) width
- f) other conditions readily apparent to the driver

As long as any of these conditions exist, the work zone speed limit signs should remain in place.

SHORT TERM WORK ZONE SPEED LIMITS

This type of work zone speed limit may be included on the design of the traffic control plans when workers or equipment are not behind concrete barrier, when work activity is within 10 feet of the traveled way or actually in the travelled way.

Short Term Work Zone Speed Limit signs should be posted and visible to the motorists only when work activity is present. When work activity is not present, signs shall be removed or covered. (See Removing or Covering on BC(4)).

GENERAL NOTES

1. Regulatory work zone speed limits should be used only for sections of construction projects where speed control is of major importance.
2. Regulatory work zone speed limit signs shall be placed on supports at a 7 foot minimum mounting height.
3. Speed zone signs are illustrated for one direction of travel and are normally posted for each direction of travel.
4. Frequency of work zone speed limit signs should be:
 - 40 mph and greater 0.2 to 2 miles
 - 35 mph and less 0.2 to 1 mile
5. Regulatory speed limit signs shall have black legend and border on a white reflective background (See "Reflective Sheeting" on BC(4)).
6. Fabrication, erection and maintenance of the "ADVANCE SPEED LIMIT" (CW3-5) sign, "WORK ZONE" (G20-5aP) plaque and the "SPEED LIMIT" (R2-1) signs shall not be paid for directly, but shall be considered subsidiary to Item 502.
7. Turning signs from view, laying signs over or down will not be allowed, unless as otherwise noted under "REMOVING OR COVERING" on BC(4).
8. Techniques that may help reduce traffic speeds include but are not limited to:
 - A. Law enforcement.
 - B. Flagger stationed next to sign.
 - C. Portable changeable message sign (PCMS).
 - D. Low-power (drone) radar transmitter.
 - E. Speed monitor trailers or signs.
9. Speeds shown on details above are for illustration only. Work Zone Speed Limits should only be posted as approved for each project.
10. For more specific guidance concerning the type of work, work zone conditions and factors impacting allowable regulatory construction speed zone reduction see TxDOT form #1204 in the TxDOT e-form system.

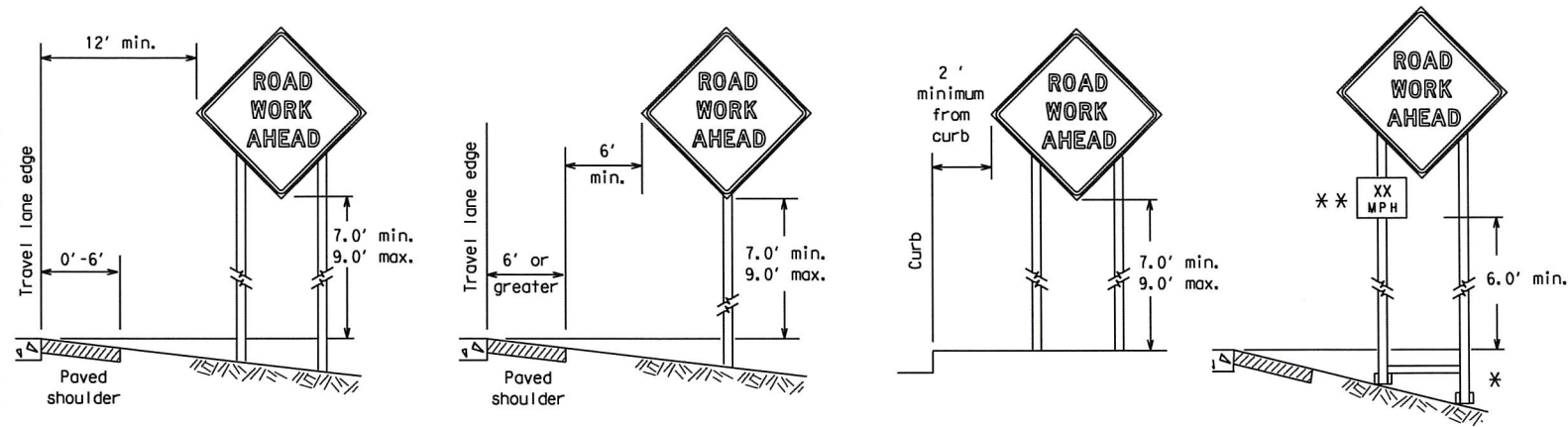
DISCLAIMER: The use of this standard is governed by the "Texas Engineering Practice Act". No warranty of any kind is made by TxDOT for any purpose whatsoever. TxDOT assumes no responsibility for the conversion of this standard to other formats or for incorrect results or damages resulting from its use.

SHEET 3 OF 12

		Traffic Operations Division Standard	
BARRICADE AND CONSTRUCTION WORK ZONE SPEED LIMIT			
BC (3) - 14			
FILE: bc-14.dgn	DN: TxDOT	CK: TxDOT	DW: TxDOT
© TxDOT November 2002	CONT	SECT	JOB
REVISIONS			HIGHWAY
9-07 8-14	DIST	COUNTY	SHEET NO.
7-13			

97

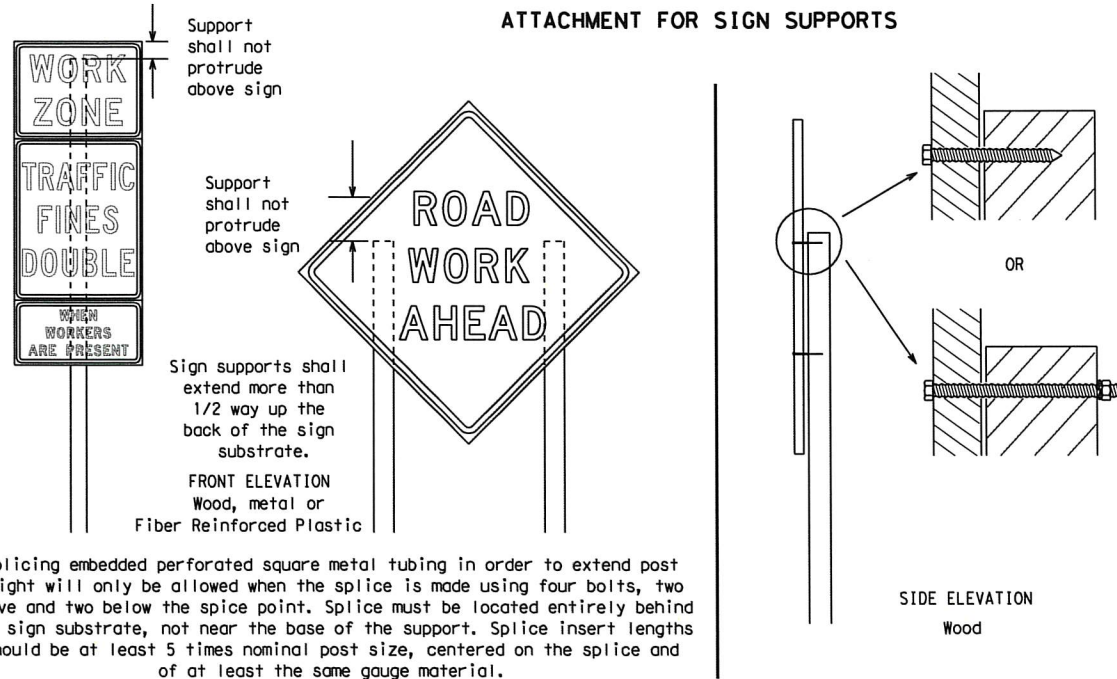
TYPICAL MINIMUM CLEARANCES FOR LONG TERM AND INTERMEDIATE TERM SIGNS



* When placing skid supports on unlevel ground, the leg post lengths must be adjusted so the sign appears straight and plumb. Objects shall NOT be placed under skids as a means of leveling.

** When plaques are placed on dual-leg supports, they should be attached to the upright nearest the travel lane. Supplemental plaques (advisory or distance) should not cover the surface of the parent sign.

ATTACHMENT FOR SIGN SUPPORTS



Attachment to wooden supports will be by bolts and nuts or screws. Use TxDOT's or manufacturer's recommended procedures for attaching sign substrates to other types of sign supports

Nails shall NOT be allowed. Each sign shall be attached directly to the sign support. Multiple signs shall not be joined or spliced by any means. Wood supports shall not be extended or repaired by splicing or other means.

GENERAL NOTES FOR WORK ZONE SIGNS

- Contractor shall install and maintain signs in a straight and plumb condition and/or as directed by the Engineer.
 - Wooden sign posts shall be painted white.
 - Barricades shall NOT be used as sign supports.
 - All signs shall be installed in accordance with the plans or as directed by the Engineer. Signs shall be used to regulate, warn, and guide the traveling public safely through the work zone.
 - The Contractor may furnish either the sign design shown in the plans or in the "Standard Highway Sign Designs for Texas" (SHSD). The Engineer/Inspector may require the Contractor to furnish other work zone signs that are shown in the TMUTCD but may have been omitted from the plans. Any variation in the plans shall be documented by written agreement between the Engineer and the Contractor's Responsible Person. All changes must be documented in writing before being implemented. This can include documenting the changes in the Inspector's TxDOT diary and having both the Inspector and Contractor initial and date the agreed upon changes.
 - The Contractor shall furnish sign supports listed in the "Compliant Work Zone Traffic Control Device List" (CWZTCD). The Contractor shall install the sign support in accordance with the manufacturer's recommendations. If there is a question regarding installation procedures, the Contractor shall furnish the Engineer a copy of the manufacturer's installation recommendations so the Engineer can verify the correct procedures are being followed.
 - The Contractor is responsible for installing signs on approved supports and replacing signs with damaged or cracked substrates and/or damaged or marred reflective sheeting as directed by the Engineer/Inspector.
 - Identification markings may be shown only on the back of the sign substrate. The maximum height of letters and/or company logos used for identification shall be 1 inch.
 - The Contractor shall replace damaged wood posts. New or damaged wood sign posts shall not be spliced.
- DURATION OF WORK (as defined by the "Texas Manual on Uniform Traffic Control Devices" Part 6)**
- The types of sign supports, sign mounting height, the size of signs, and the type of sign substrates can vary based on the type of work being performed. The Engineer is responsible for selecting the appropriate size sign for the type of work being performed. The Contractor is responsible for ensuring the sign support, sign mounting height and substrate meets manufacturer's recommendations in regard to crashworthiness and duration of work requirements.
 - Long-term stationary - work that occupies a location more than 3 days.
 - Intermediate-term stationary - work that occupies a location more than one daylight period up to 3 days, or nighttime work lasting more than one hour.
 - Short-term stationary - daytime work that occupies a location for more than 1 hour in a single daylight period.
 - Short, duration - work that occupies a location up to 1 hour.
 - Mobile - work that moves continuously or intermittently (stopping for up to approximately 15 minutes.)

SIGN MOUNTING HEIGHT

- The bottom of Long-term/Intermediate-term signs shall be at least 7 feet, but not more than 9 feet, above the paved surface, except as shown for supplemental plaques mounted below other signs.
- The bottom of Short-term/Short Duration signs shall be a minimum of 1 foot above the pavement surface but no more than 2 feet above the ground.
- Long-term/Intermediate-term Signs may be used in lieu of Short-term/Short Duration signing.
- Short-term/Short Duration signs shall be used only during daylight and shall be removed at the end of the workday or raised to appropriate Long-term/Intermediate sign height.
- Regulatory signs shall be mounted at least 7 feet, but not more than 9 feet, above the paved surface regardless of work duration.

SIZE OF SIGNS

- The Contractor shall furnish the sign sizes shown on BC (2) unless otherwise shown in the plans or as directed by the Engineer.

SIGN SUBSTRATES

- The Contractor shall ensure the sign substrate is installed in accordance with the manufacturer's recommendations for the type of sign support that is being used. The CWZTCD lists each substrate that can be used on the different types and models of sign supports.
- "Mesh" type materials are NOT an approved sign substrate, regardless of the tightness of the weave.
- All wooden individual sign panels fabricated from 2 or more pieces shall have one or more plywood cleat, 1/2" thick by 6" wide, fastened to the back of the sign and extending fully across the sign. The cleat shall be attached to the back of the sign using wood screws that do not penetrate the face of the sign panel. The screws shall be placed on both sides of the splice and spaced at 6" centers. The Engineer may approve other methods of splicing the sign face.

REFLECTIVE SHEETING

- All signs shall be retroreflective and constructed of sheeting meeting the color and retro-reflectivity requirements of DMS-8300 for rigid signs or DMS-8310 for roll-up signs. The web address for DMS specifications is shown on BC(1).
- White sheeting, meeting the requirements of DMS-8300 Type A, shall be used for signs with a white background.
- Orange sheeting, meeting the requirements of DMS-8300 Type B_{FL} or Type C_{FL}, shall be used for rigid signs with orange backgrounds.

SIGN LETTERS

- All sign letters and numbers shall be clear, and open rounded type uppercase alphabet letters as approved by the Federal Highway Administration (FHWA) and as published in the "Standard Highway Sign Design for Texas" manual. Signs, letters and numbers shall be of first class workmanship in accordance with Department Standards and Specifications.

REMOVING OR COVERING

- When sign messages may be confusing or do not apply, the signs shall be removed or completely covered.
- Long-term stationary or intermediate stationary signs installed on square metal tubing may be turned away from traffic 90 degrees when the sign message is not applicable. This technique may not be used for signs installed in the median of divided highways or near any intersections where the sign may be seen from approaching traffic.
- Signs installed on wooden skids shall not be turned at 90 degree angles to the roadway. These signs should be removed or completely covered when not required.
- When signs are covered, the material used shall be opaque, such as heavy mil black plastic, or other materials which will cover the entire sign face and maintain their opaque properties under automobile headlights at night, without damaging the sign sheeting.
- Burlap shall NOT be used to cover signs.
- Duct tape or other adhesive material shall NOT be affixed to a sign face.
- Signs and anchor stubs shall be removed and holes backfilled upon completion of work.

SIGN SUPPORT WEIGHTS

- Where sign supports require the use of weights to keep from turning over, the use of sandbags with dry, cohesionless sand should be used.
- The sandbags will be tied shut to keep the sand from spilling and to maintain a constant weight.
- Rock, concrete, iron, steel or other solid objects shall not be permitted for use as sign support weights.
- Sandbags should weigh a minimum of 35 lbs and a maximum of 50 lbs.
- Sandbags shall be made of a durable material that tears upon vehicular impact. Rubber (such as tire inner tubes) shall NOT be used.
- Rubber ballasts designed for channelizing devices should not be used for ballast on portable sign supports. Sign supports designed and manufactured with rubber bases may be used when shown on the CWZTCD list.
- Sandbags shall only be placed along or laid over the base supports of the traffic control device and shall not be suspended above ground level or hung with rope, wire, chains or other fasteners. Sandbags shall be placed along the length of the skids to weigh down the sign support.
- Sandbags shall NOT be placed under the skid and shall not be used to level sign supports placed on slopes.

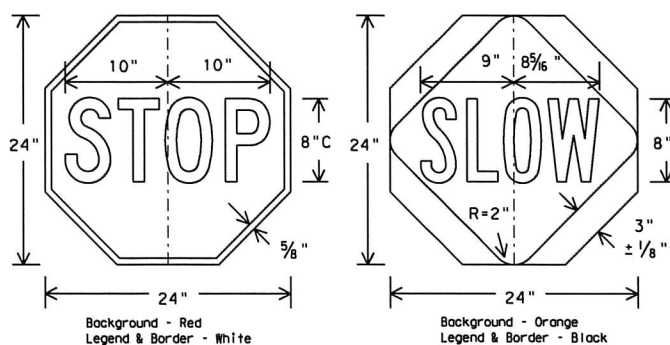
FLAGS ON SIGNS

- Flags may be used to draw attention to warning signs. When used the flag shall be 16 inches square or larger and shall be orange or fluorescent red-orange in color. Flags shall not be allowed to cover any portion of the sign face.

DISCLAIMER: The use of this standard is governed by the "Texas Engineering Practice Act". No warranty of any kind is made by TxDOT for any purpose whatsoever. TxDOT assumes no responsibility for incorrect results or damages resulting from its use.

STOP/SLOW PADDLES

- STOP/SLOW paddles are the primary method to control traffic by flaggers. The STOP/SLOW paddle size should be 24" x 24" as detailed below.
- When used at night, the STOP/SLOW paddle shall be retroreflective.
- STOP/SLOW paddles may be attached to a staff with a minimum length of 6' to the bottom of the sign.
- Any lights incorporated into the STOP or SLOW paddle faces shall only be as specifically described in Section 6E.03 Hand Signaling Devices in the TMUTCD.

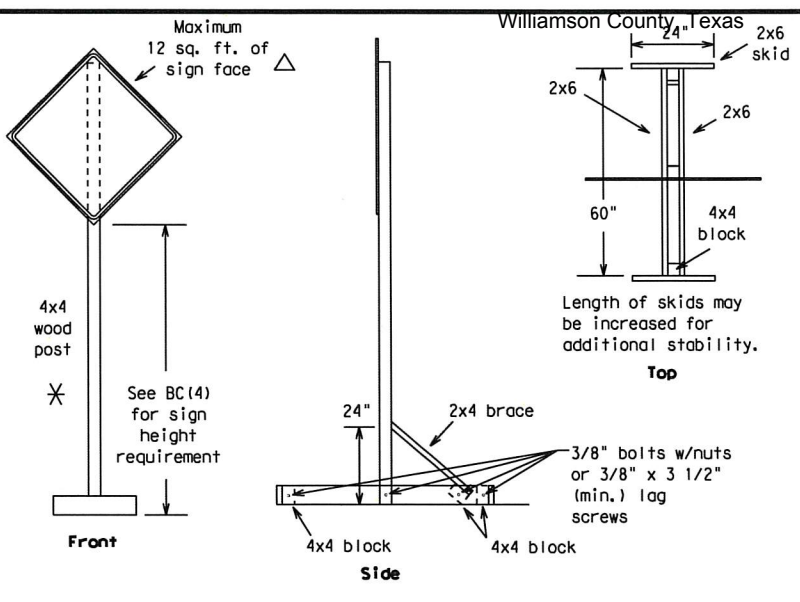
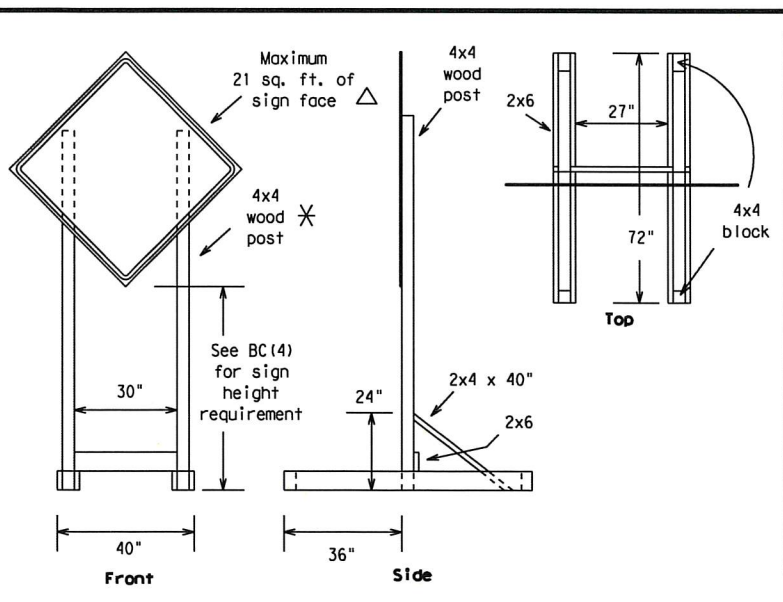


CONTRACTOR REQUIREMENTS FOR MAINTAINING PERMANENT SIGNS WITHIN THE PROJECT LIMITS

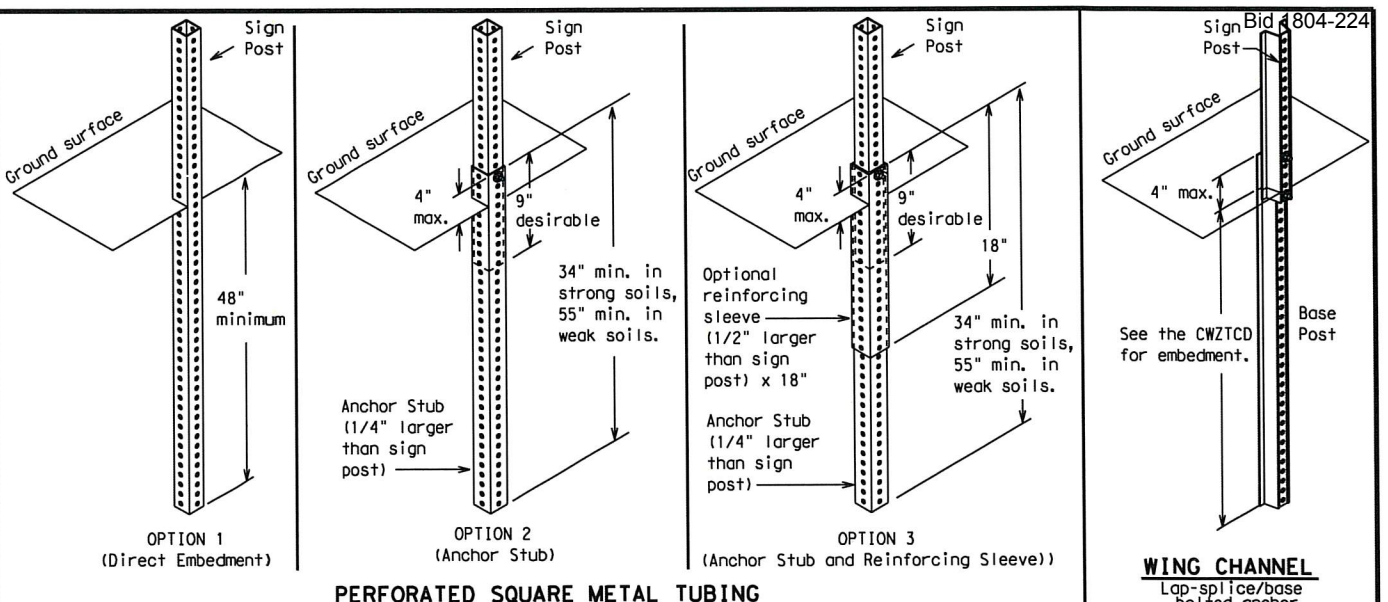
- Permanent signs are used to give notice of traffic laws or regulations, call attention to conditions that are potentially hazardous to traffic operations, show route designations, destinations, directions, distances, services, points of interest, and other geographical, recreational, or cultural information. Drivers proceeding through a work zone need the same, if not better route guidance as normally installed on a roadway without construction.
- When permanent regulatory or warning signs conflict with work zone conditions, remove or cover the permanent signs until the permanent sign message matches the roadway condition.
- When existing permanent signs are moved and relocated due to construction purposes, they shall be visible to motorists at all times.
- If existing signs are to be relocated on their original supports, they shall be installed on crashworthy bases as shown on the SMD Standard sheets. The signs shall meet the required mounting heights shown on the BC Sheets or the SMD Standards. This work should be paid for under the appropriate pay item for relocating existing signs.
- If permanent signs are to be removed and relocated using temporary supports, the Contractor shall use crashworthy supports as shown on the BC sheets or the CWZTCD. The signs shall meet the required mounting heights shown on the BC Sheets or the SMD Standards during construction. This work should be paid for under the appropriate pay item for relocating existing signs.
- Any sign or traffic control device that is struck or damaged by the Contractor or his/her construction equipment shall be replaced as soon as possible by the Contractor to ensure proper guidance for the motorists. This will be subsidiary to Item 502.

FILE: bc-14.dgn	DN: TxDOT	CR: TxDOT	OW: TxDOT	CK: TxDOT
© TxDOT November 2002	CONT	SECT	JOB	HIGHWAY
REVISIONS				
9-07 8-14				
7-13	DIST	COUNTY		SHEET NO.

DISCLAIMER: The use of this standard is governed by the "Texas Engineering Practice Act". No warranty of any kind is made by TxDOT for any purpose whatsoever. TxDOT assumes no responsibility for the conversion of this standard to other formats or for incorrect results or damages resulting from its use.

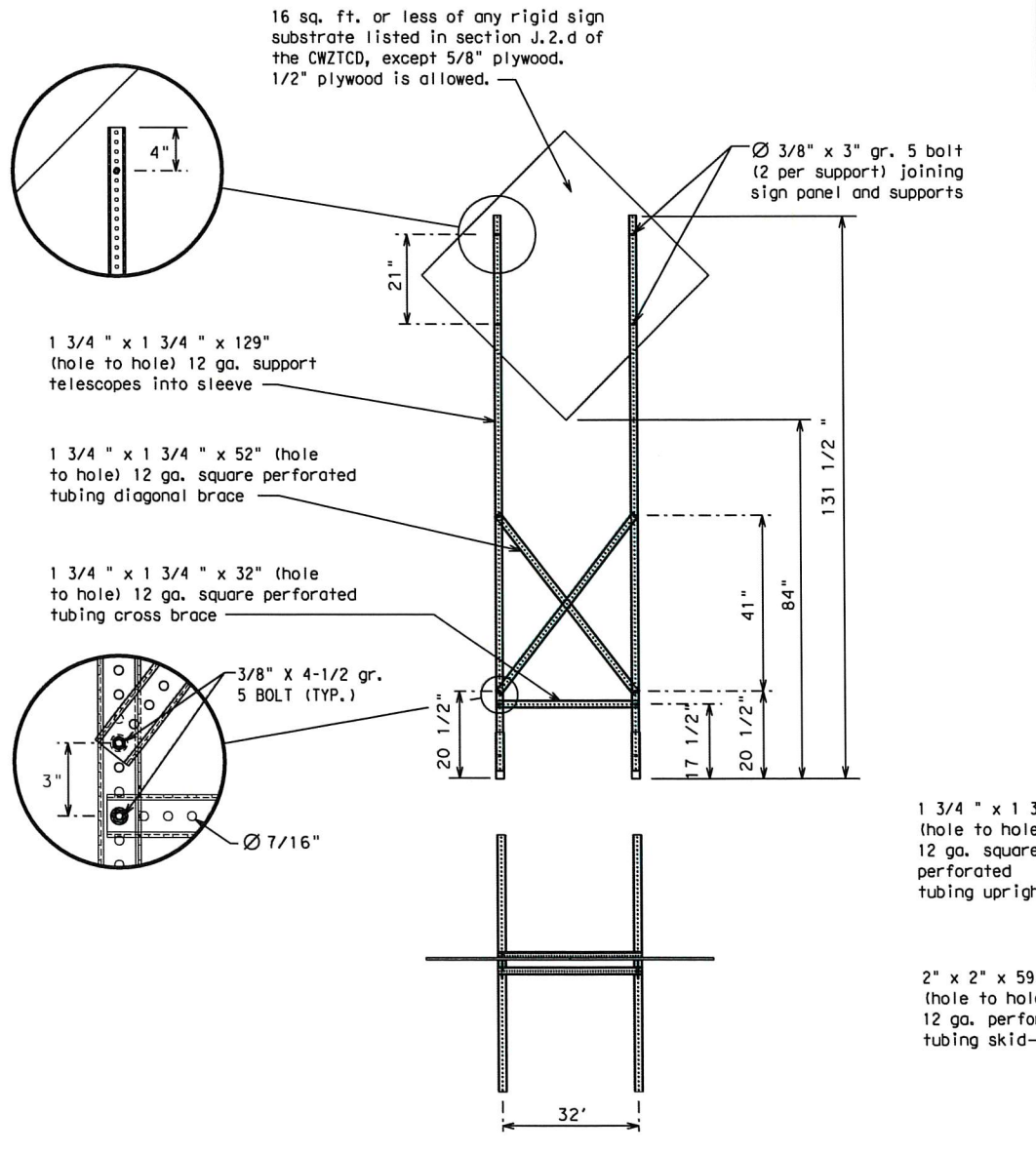
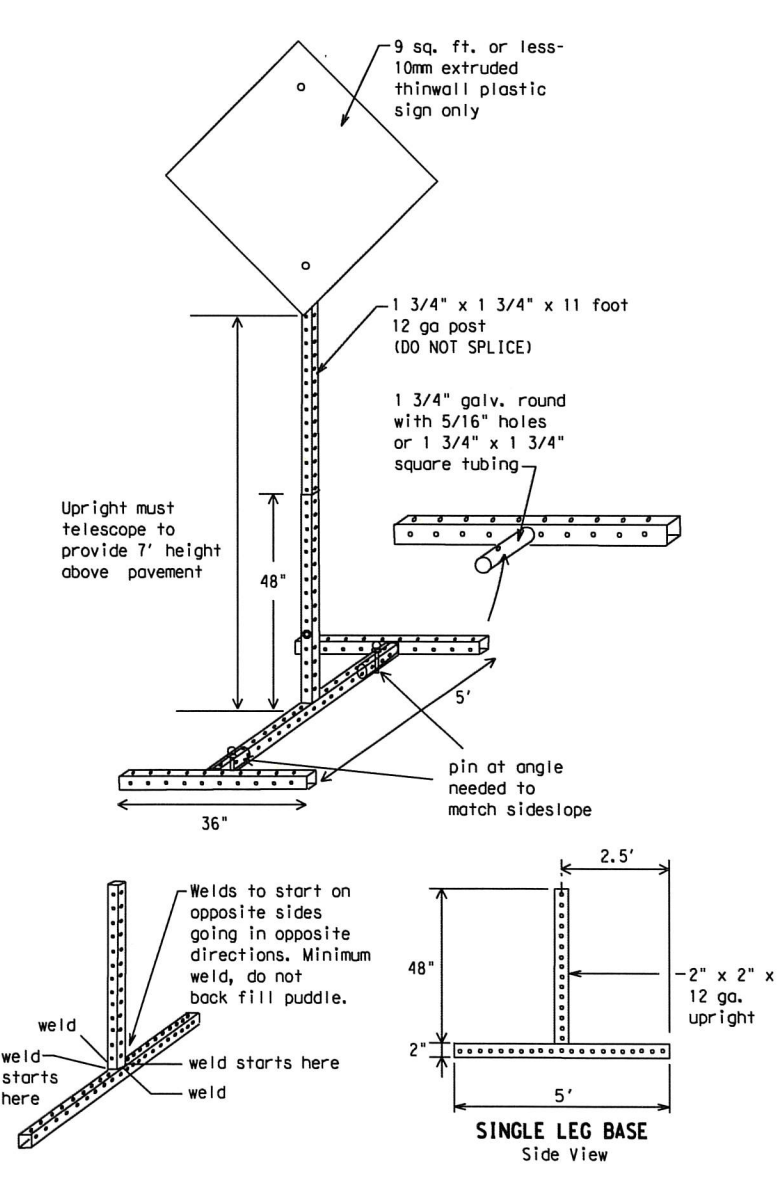


SKID MOUNTED WOOD SIGN SUPPORTS
LONG/INTERMEDIATE TERM STATIONARY - PORTABLE SKID MOUNTED SIGN SUPPORTS \square

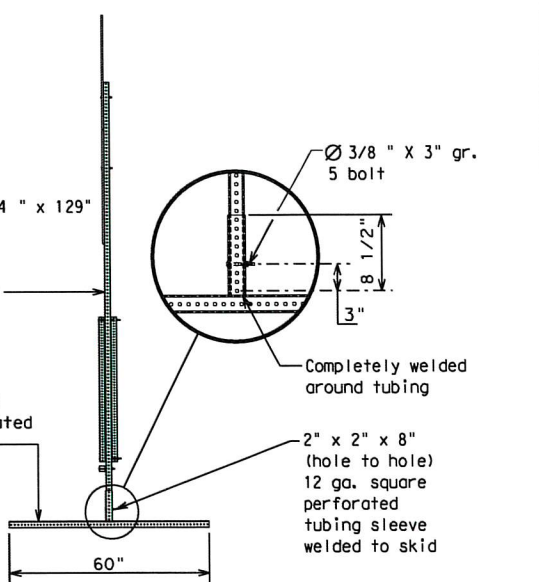
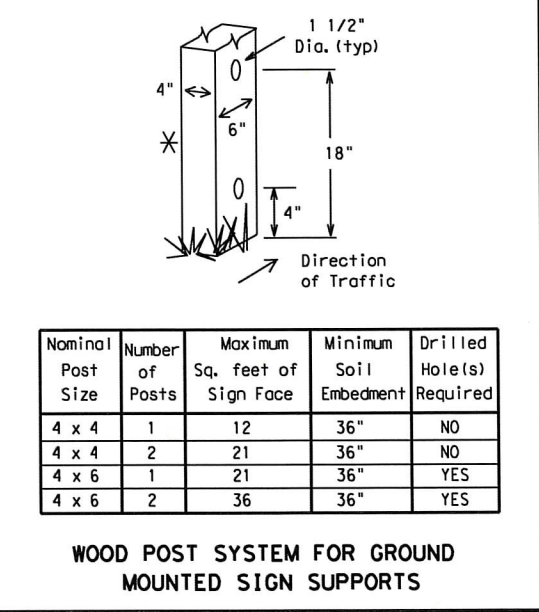


GROUND MOUNTED SIGN SUPPORTS

Refer to the CWZTCD and the manufacturer's installation procedure for each type sign support. The maximum sign square footage shall adhere to the manufacturer's recommendation. Two post installations can be used for larger signs.



SKID MOUNTED PERFORATED SQUARE STEEL TUBING SIGN SUPPORTS



WEDGE ANCHORS
Both steel and plastic Wedge Anchor Systems as shown on the SMD Standard Sheets may be used as temporary sign supports for signs up to 10 square feet of sign face. They may be set in concrete or in sturdy soils if approved by the Engineer. (See web address for "Traffic Engineering Standard Sheets" on BC(1)).

OTHER DESIGNS
MORE DETAILS OF APPROVED LONG/INTERMEDIATE AND SHORT TERM SUPPORTS CAN BE FOUND ON THE CWZTCD LIST. SEE BC(1) FOR WEBSITE LOCATION.

GENERAL NOTES

- Nails may be used in the assembly of wooden sign supports, but 3/8" bolts with nuts or 3/8" x 3 1/2" lag screws must be used on every joint for final connection.
- No more than 2 sign posts shall be placed within a 7 ft. circle, except for specific materials noted on the CWZTCD List.
- When project is completed, all sign supports and foundations shall be removed from the project site. This will be considered subsidiary to Item 502.

- See BC(4) for definition of "Work Duration."
- \times Wood sign posts MUST be one piece. Splicing will NOT be allowed. Posts shall be painted white.
- Δ See the CWZTCD for the type of sign substrate that can be used for each approved sign support.

SHEET 5 OF 12

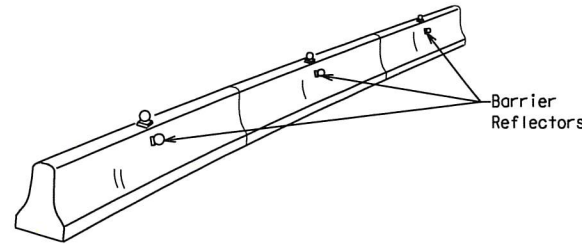


BARRICADE AND CONSTRUCTION TYPICAL SIGN SUPPORT

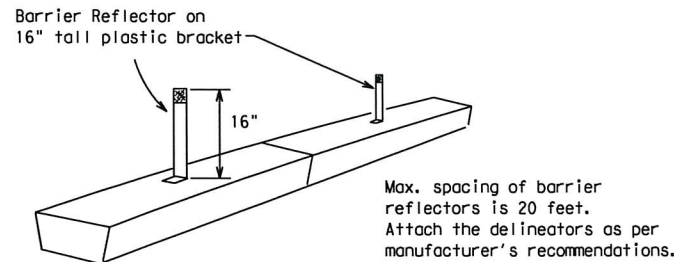
BC(5) - 14

FILE: bc-14.dgn	DW: TxDOT	CK: TxDOT	DW: TxDOT	CK: TxDOT
© TxDOT November 2002	CONT	SECT	JOB	HIGHWAY
REVISIONS				
9-07 8-14	DIST	COUNTY	SHEET NO.	
7-13				956

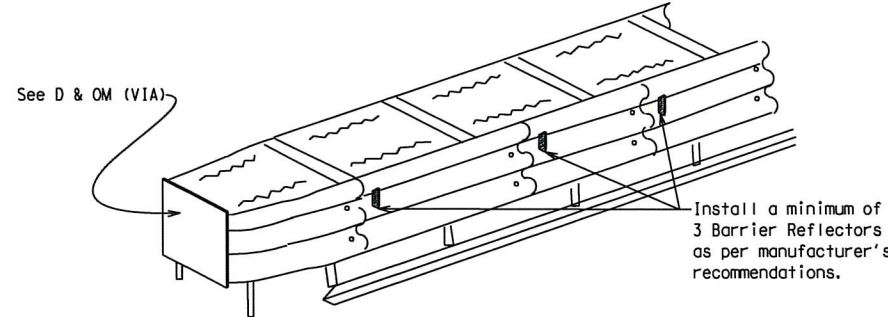
- Barrier Reflectors shall be pre-qualified, and conform to the color and reflectivity requirements of DMS-8600. A list of prequalified Barrier Reflectors can be found at the Material Producer List web address shown on BC(1).
- Color of Barrier Reflectors shall be as specified in the TMUTCD. The cost of the reflectors shall be considered subsidiary to Item 512.



CONCRETE TRAFFIC BARRIER (CTB)



LOW PROFILE CONCRETE BARRIER (LPCB)



DELINEATION OF END TREATMENTS

END TREATMENTS FOR CTB'S USED IN WORK ZONES

End treatments used on CTB's in work zones shall meet crashworthy standards as defined in the National Cooperative Highway Research Report 350. Refer to the CWZTCD List for approved end treatments and manufacturers.

- Where traffic is on one side of the CTB, two (2) Barrier Reflectors shall be mounted in approximately the midsection of each section of CTB. An alternate mounting location is uniformly spaced at one end of each CTB. This will allow for attachment of a barrier grapple without damaging the reflector. The Barrier Reflector mounted on the side of the CTB shall be located directly below the reflector mounted on top of the barrier, as shown in the detail above.
- Where CTB separates two-way traffic, three barrier reflectors shall be mounted on each section of CTB. The reflector unit on top shall have two yellow reflective faces (Bi-Directional) while the reflectors on each side of the barrier shall have one yellow reflective face, as shown in the detail above.
- When CTB separates traffic traveling in the same direction, no barrier reflectors will be required on top of the CTB.
- Barrier Reflector units shall be yellow or white in color to match the edgeline being supplemented.
- Maximum spacing of Barrier Reflectors is forty (40) feet.
- Pavement markers or temporary flexible-reflective roadway marker tabs shall NOT be used as CTB delineation.
- Attachment of Barrier Reflectors to CTB shall be per manufacturer's recommendations.
- Missing or damaged Barrier Reflectors shall be replaced as directed by the Engineer.
- Single slope barriers shall be delineated as shown on the above detail.

BARRIER REFLECTORS FOR CONCRETE TRAFFIC BARRIER AND ATTENUATORS

WARNING LIGHTS

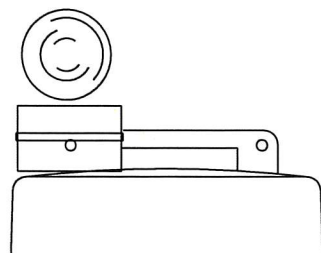
- Warning lights shall meet the requirements of the TMUTCD.
- Warning lights shall NOT be installed on barricades.
- Type A-Low Intensity Flashing Warning Lights are commonly used with drums. They are intended to warn of or mark a potentially hazardous area. Their use shall be as indicated on this sheet and/or other sheets of the plans by the designation "FL". The Type A Warning Lights shall not be used with signs manufactured with Type B_{FL} or C_{FL} Sheeting meeting the requirements of Departmental Material Specification DMS-8300.
- Type-C and Type D 360 degree Steady Burn Lights are intended to be used in a series for delineation to supplement other traffic control devices. Their use shall be as indicated on this sheet and/or other sheets of the plans by the designation "SB".
- The Engineer/Inspector or the plans shall specify the location and type of warning lights to be installed on the traffic control devices.
- When required by the Engineer, the Contractor shall furnish a copy of the warning lights certification. The warning light manufacturer will certify the warning lights meet the requirements of the latest ITE Purchase Specifications for Flashing and Steady-Burn Warning Lights.
- When used to delineate curves, Type-C and Type D Steady Burn Lights should only be placed on the outside of the curve, not the inside.
- The location of warning lights and warning reflectors on drums shall be as shown elsewhere in the plans.

WARNING LIGHTS MOUNTED ON PLASTIC DRUMS

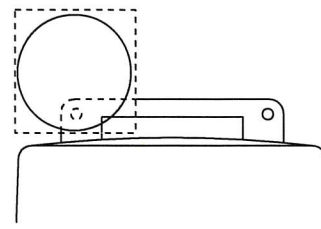
- Type A flashing warning lights are intended to warn drivers that they are approaching or are in a potentially hazardous area.
- Type A random flashing warning lights are not intended for delineation and shall not be used in a series.
- A series of sequential flashing warning lights placed on channelizing devices to form a merging taper may be used for delineation. If used, the successive flashing of the sequential warning lights should occur from the beginning of the taper to the end of the merging taper in order to identify the desired vehicle path. The rate of flashing for each light shall be 65 flashes per minute, plus or minus 10 flashes.
- Type C and D steady-burn warning lights are intended to be used in a series to delineate the edge of the travel lane on detours, on lane changes, on lane closures, and on other similar conditions.
- Type A, Type C and Type D warning lights shall be installed at locations as detailed on other sheets in the plans.
- Warning lights shall not be installed on a drum that has a sign, chevron or vertical panel.
- The maximum spacing for warning lights on drums should be identical to the channelizing device spacing.

WARNING REFLECTORS MOUNTED ON PLASTIC DRUMS AS A SUBSTITUTE FOR TYPE C (STEADY BURN) WARNING LIGHTS

- A warning reflector or approved substitute may be mounted on a plastic drum as a substitute for a Type C, steady burn warning light at the discretion of the Contractor unless otherwise noted in the plans.
- The warning reflector shall be yellow in color and shall be manufactured using a sign substrate approved for use with plastic drums listed on the CWZTCD.
- The warning reflector shall have a minimum retroreflective surface area (one-side) of 30 square inches.
- Round reflectors shall be fully reflectorized, including the area where attached to the drum.
- Square substrates must have a minimum of 30 square inches of reflectorized sheeting. They do not have to be reflectorized where it attaches to the drum.
- The side of the warning reflector facing approaching traffic shall have sheeting meeting the color and retroreflectivity requirements for DMS 8300-Type B or Type C.
- When used near two-way traffic, both sides of the warning reflector shall be reflectorized.
- The warning reflector should be mounted on the side of the handle nearest approaching traffic.
- The maximum spacing for warning reflectors should be identical to the channelizing device spacing requirements.



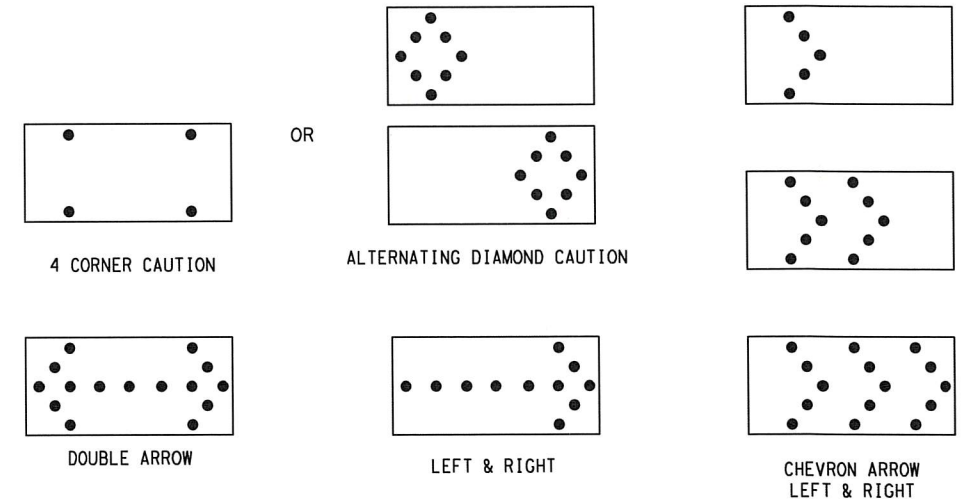
Type C Warning Light or approved substitute mounted on a drum adjacent to the travel way.



Warning reflector may be round or square. Must have a yellow reflective surface area of at least 30 square inches

Arrow Boards may be located behind channelizing devices in place for a shoulder taper or merging taper, otherwise they shall be delineated with four (4) channelizing devices placed perpendicular to traffic on the upstream side of traffic.

- The Flashing Arrow Board should be used for all lane closures on multi-lane roadways, or slow moving maintenance or construction activities on the travel lanes.
- Flashing Arrow Boards should not be used on two-lane, two-way roadways, detours, diversions or work on shoulders unless the "CAUTION" display (see detail below) is used.
- The Engineer/Inspector shall choose all appropriate signs, barricades and/or other traffic control devices that should be used in conjunction with the Flashing Arrow Board.
- The Flashing Arrow Board should be able to display the following symbols:



- The "CAUTION" display consists of four corner lamps flashing simultaneously, or the Alternating Diamond Caution made as shown.
- The straight line caution display is NOT ALLOWED.
- The Flashing Arrow Board shall be capable of minimum 50 percent dimming from rated lamp voltage. The flashing rate of the lamps shall not be less than 25 nor more than 40 flashes per minute.
- Minimum lamp "on time" shall be approximately 50 percent for the flashing arrow and equal intervals of 25 percent for each sequential phase of the flashing chevron.
- The sequential arrow display is NOT ALLOWED.
- The flashing arrow display is the TxDOT standard; however, the sequential Chevron display may be used during daylight operations.
- The Flashing Arrow Board shall be mounted on a vehicle, trailer or other suitable support.
- A Flashing Arrow Board SHALL NOT BE USED to laterally shift traffic.
- A full matrix PCMS may be used to simulate a Flashing Arrow Board provided it meets visibility, flash rate and dimming requirements on this sheet for the same size arrow.
- Minimum mounting height of trailer mounted Arrow Boards should be 7 feet from roadway to bottom of panel.

REQUIREMENTS			
TYPE	MINIMUM SIZE	MINIMUM NUMBER OF PANEL LAMPS	MINIMUM VISIBILITY DISTANCE
B	30 x 60	13	3/4 mile
C	48 x 96	15	1 mile

ATTENTION
Flashing Arrow Boards shall be equipped with automatic dimming devices.

WHEN NOT IN USE, REMOVE THE ARROW BOARD FROM THE RIGHT-OF-WAY OR PLACE THE ARROW BOARD BEHIND CONCRETE TRAFFIC BARRIER OR GUARDRAIL.

FLASHING ARROW BOARDS

SHEET 7 OF 12

TRUCK-MOUNTED ATTENUATORS

- Truck-mounted attenuators (TMA) used on TxDOT facilities must meet the requirements outlined in the National Cooperative Highway Research Report No. 350 (NCHRP 350) or the Manual for Assessing Safety Hardware (MASH).
- Refer to the CWZTCD for the requirements of Level 2 or Level 3 TMAs.
- Refer to the CWZTCD for a list of approved TMAs.
- TMAs are required on freeways unless otherwise noted in the plans.
- A TMA should be used anytime that it can be positioned 30 to 100 feet in advance of the area of crew exposure without adversely affecting the work performance.
- The only reason a TMA should not be required is when a work area is spread down the roadway and the work crew is an extended distance from the TMA.



BARRICADE AND CONSTRUCTION ARROW PANEL, REFLECTORS, WARNING LIGHTS & ATTENUATOR

BC (7) - 14

FILE:	bc-14.dgn	DN:	TxDOT	CK:	TxDOT	DW:	TxDOT	CK:	TxDOT
© TxDOT	November 2002	CONT	SECT	JOB	HIGHWAY				
REVISIONS									
9-07	8-14	DIST	COUNTY	SHEET NO.					
7-13				1057					

DISCLAIMER: The use of this standard is governed by the "Texas Engineering Practices Act". No warranty of any kind is made by TxDOT for any purpose whatsoever. TxDOT assumes no responsibility for the conversion of this standard to other formats or for incorrect results or damages resulting from its use.

GENERAL NOTES

- 1. For long term stationary work zones on freeways, drums shall be used as the primary channelizing device.
2. For intermediate term stationary work zones on freeways, drums should be used as the primary channelizing device but may be replaced in tangent sections by vertical panels, or 42" two-piece cones.
3. For short term stationary work zones on freeways, drums are the preferred channelizing device but may be replaced in tapers, transitions and tangent sections by vertical panels, two-piece cones or one-piece cones as approved by the Engineer.
4. Drums and all related items shall comply with the requirements of the current version of the "Texas Manual on Uniform Traffic Control Devices" (TMUTCD) and the "Compliant Work Zone Traffic Control Devices List" (CWZTCD).
5. Drums, bases, and related materials shall exhibit good workmanship and shall be free from objectionable marks or defects that would adversely affect their appearance or serviceability.
6. The Contractor shall have a maximum of 24 hours to replace any plastic drums identified for replacement by the Engineer/Inspector. The replacement device must be an approved device.

GENERAL DESIGN REQUIREMENTS

- Pre-qualified plastic drums shall meet the following requirements:
1. Plastic drums shall be a two-piece design; the "body" of the drum shall be the top portion and the "base" shall be the bottom.
2. The body and base shall lock together in such a manner that the body separates from the base when impacted by a vehicle traveling at a speed of 20 MPH or greater but prevents accidental separation due to normal handling and/or air turbulence created by passing vehicles.
3. Plastic drums shall be constructed of lightweight flexible, and deformable materials. The Contractor shall NOT use metal drums or single piece plastic drums as channelization devices or sign supports.
4. Drums shall present a profile that is a minimum of 18 inches in width at the 36 inch height when viewed from any direction. The height of drum unit (body installed on base) shall be a minimum of 36 inches and a maximum of 42 inches.
5. The top of the drum shall have a built-in handle for easy pickup and shall be designed to drain water and not collect debris. The handle shall have a minimum of two widely spaced 9/16 inch diameter holes to allow attachment of a warning light, warning reflector unit or approved compliant sign.
6. The exterior of the drum body shall have a minimum of four alternating orange and white retroreflective circumferential stripes not less than 4 inches nor greater than 8 inches in width. Any non-reflectORIZED space between any two adjacent stripes shall not exceed 2 inches in width.
7. Bases shall have a maximum width of 36 inches, a maximum height of 4 inches, and a minimum of two footholds of sufficient size to allow base to be held down while separating the drum body from the base.
8. Plastic drums shall be constructed of ultra-violet stabilized, orange, high-density polyethylene (HDPE) or other approved material.
9. Drum body shall have a maximum unballasted weight of 11 lbs.
10. Drum and base shall be marked with manufacturer's name and model number.

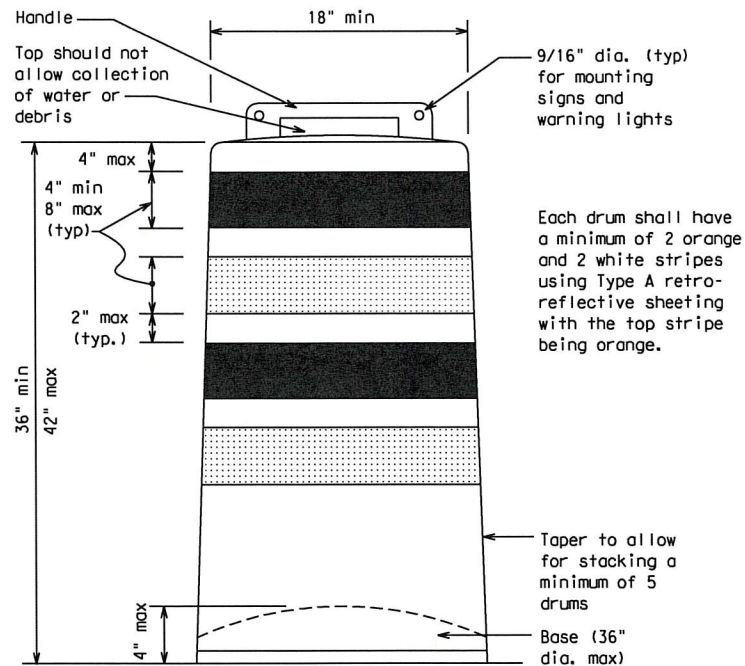
RETROREFLECTIVE SHEETING

- 1. The stripes used on drums shall be constructed of sheeting meeting the color and retroreflectivity requirements of Departmental Materials Specification DMS-8300, "Sign Face Materials." Type A reflective sheeting shall be supplied unless otherwise specified in the plans.
2. The sheeting shall be suitable for use on and shall adhere to the drum surface such that, upon vehicular impact, the sheeting shall remain adhered in-place and exhibit no delaminating, cracking, or loss of retroreflectivity other than that loss due to abrasion of the sheeting surface.

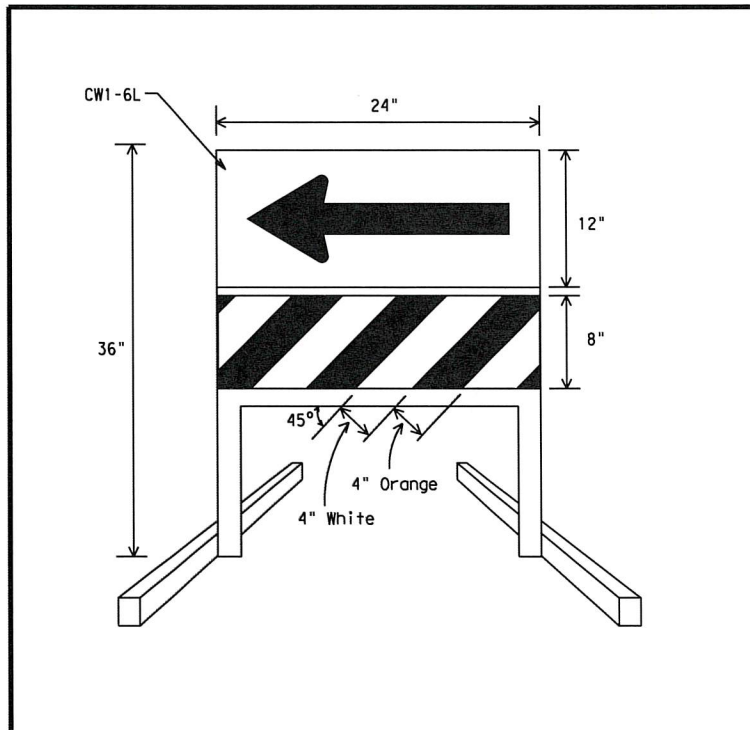
BALLAST

- 1. Unballasted bases shall be large enough to hold up to 50 lbs. of sand. This base, when filled with the ballast material, should weigh between 35 lbs (minimum) and 50 lbs (maximum). The ballast may be sand in one to three sandbags separate from the base, sand in a sand-filled plastic base, or other ballasting devices as approved by the Engineer. Stacking of sandbags will be allowed, however height of sandbags above pavement surface may not exceed 12 inches.
2. Bases with built-in ballast shall weigh between 40 lbs. and 50 lbs. Built-in ballast can be constructed of an integral crumb rubber base or a solid rubber base.
3. Recycled truck tire sidewalls may be used for ballast on drums approved for this type of ballast on the CWZTCD list.
4. The ballast shall not be heavy objects, water, or any material that would become hazardous to motorists, pedestrians, or workers when the drum is struck by a vehicle.
5. When used in regions susceptible to freezing, drums shall have drainage holes in the bottoms so that water will not collect and freeze becoming a hazard when struck by a vehicle.
6. Ballast shall not be placed on top of drums.
7. Adhesives may be used to secure base of drums to pavement.

Williamson County, Texas

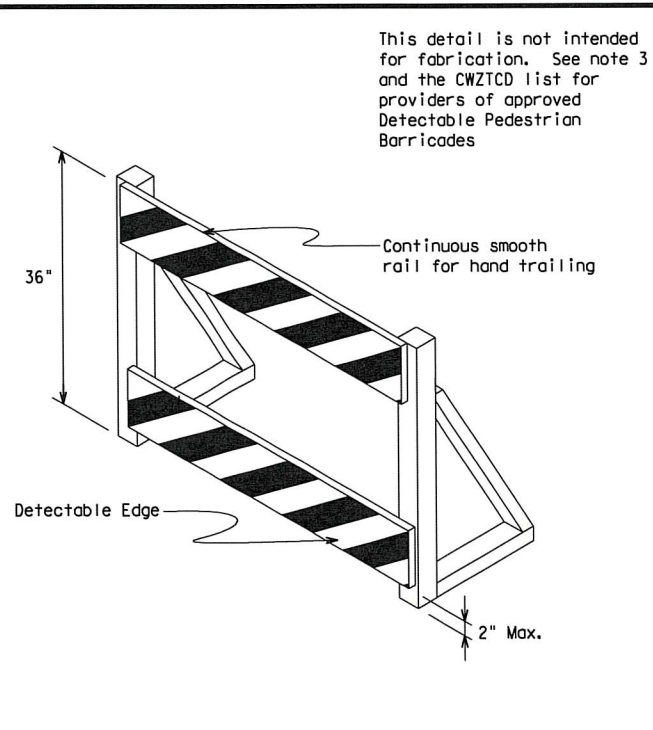


Each drum shall have a minimum of 2 orange and 2 white stripes using Type A retro-reflective sheeting with the top stripe being orange.



DIRECTION INDICATOR BARRICADE


- 1. The Direction Indicator Barricade may be used in tapers, transitions, and other areas where specific directional guidance to drivers is necessary.
2. If used, the Direction Indicator Barricade should be used in series to direct the driver through the transition and into the intended travel lane.
3. The Direction Indicator Barricade shall consist of One-Direction Large Arrow (CWI-6) sign in the size shown with a black arrow on a background of Type B_{FL} or Type C_{FL} Orange retroreflective sheeting above a rail with Type A retroreflective sheeting in alternating 4" white and orange stripes sloping downward at an angle of 45 degrees in the direction road users are to pass. Sheeting types shall be as per DMS 8300.
4. Double arrows on the Direction Indicator Barricade will not be allowed.
5. Approved manufacturers are shown on the CWZTCD List. Ballast shall be as approved by the manufacturers instructions.



DETECTABLE PEDESTRIAN BARRICADES

- 1. When existing pedestrian facilities are disrupted, closed, or relocated in a TTC zone, the temporary facilities shall be detectable and include accessibility features consistent with the features present in the existing pedestrian facility.
2. Where pedestrians with visual disabilities normally use the closed sidewalk, a device that is detectable by a person with a visual disability traveling with the aid of a long cane shall be placed across the full width of the closed sidewalk.
3. Detectable pedestrian barricades similar to the one pictured above, longitudinal channelizing devices, some concrete barriers, and wood or chain link fencing with a continuous detectable edging can satisfactorily delineate a pedestrian path.
4. Tape, rope, or plastic chain strung between devices are not detectable, do not comply with the design standards in the "Americans with Disabilities Act Accessibility Guidelines for Buildings and Facilities (ADAAG)" and should not be used as a control for pedestrian movements.
5. Warning lights shall not be attached to detectable pedestrian barricades.
6. Detectable pedestrian barricades may use 8" nominal barricade rails as shown on BC(10) provided that the top rail provides a smooth continuous rail suitable for hand trailing with no splinters, burrs, or sharp edges.

This detail is not intended for fabrication. See note 3 and the CWZTCD list for providers of approved Detectable Pedestrian Barricades



18" x 24" Sign (Maximum Sign Dimension) Chevron CWI-8, Opposing Traffic Lane Divider, Driveway sign D70a, Keep Right R4 series or other signs as approved by Engineer




12" x 24" Vertical Panel mount with diagonals sloping down towards travel way

Plywood, Aluminum or Metal sign substrates shall NOT be used on plastic drums

SIGNS, CHEVRONS, AND VERTICAL PANELS MOUNTED ON PLASTIC DRUMS

- 1. Signs used on plastic drums shall be manufactured using substrates listed on the CWZTCD.
2. Chevrons and other work zone signs with an orange background shall be manufactured with Type B_{FL} or Type C_{FL} Orange sheeting meeting the color and retroreflectivity requirements of DMS-8300, "Sign Face Material," unless otherwise specified in the plans.
3. Vertical Panels shall be manufactured with orange and white sheeting meeting the requirements of DMS-8300 Type A Diagonal stripes on Vertical Panels shall slope down toward the intended traveled lane.
4. Other sign messages (text or symbolic) may be used as approved by the Engineer. Sign dimensions shall not exceed 18 inches in width or 24 inches in height, except for the R9 series signs discussed in note 8 below.
5. Signs shall be installed using a 1/2 inch bolt (nominal) and nut, two washers, and one locking washer for each connection.
6. Mounting bolts and nuts shall be fully engaged and adequately torqued. Bolts should not extend more than 1/2 inch beyond nuts.
7. Chevrons may be placed on drums on the outside of curves, on merging tapers or on shifting tapers. When used in these locations they may be placed on every drum or spaced not more than on every third drum. A minimum of three (3) should be used at each location called for in the plans.
8. R9-9, R9-10, R9-11 and R9-11a Sidewalk Closed signs which are 24 inches wide may be mounted on plastic drums, with approval of the Engineer.

SHEET 8 OF 12



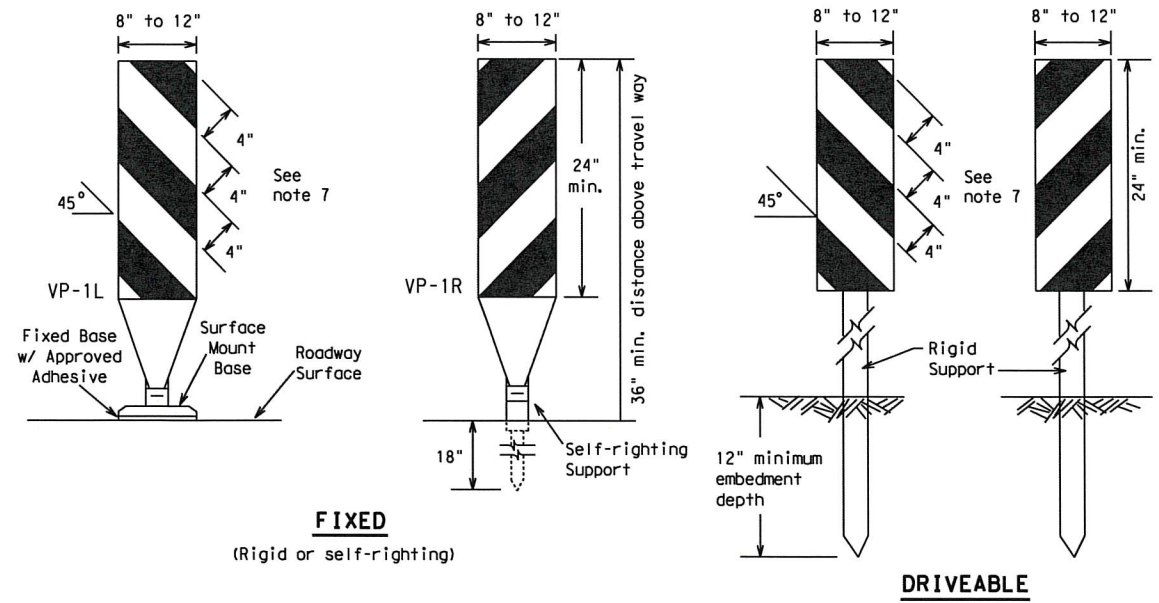
BARRICADE AND CONSTRUCTION CHANNELIZING DEVICES

BC (8) - 14

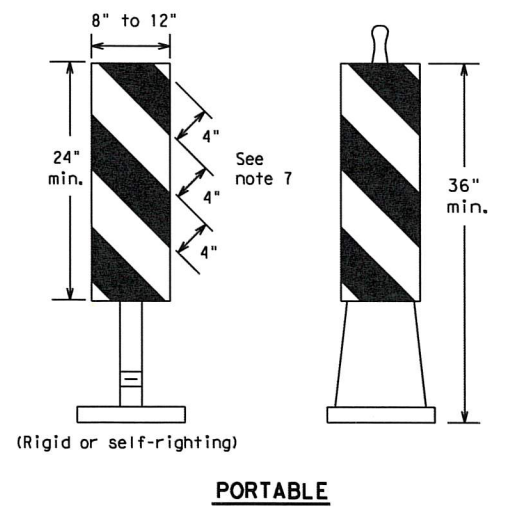
Table with columns for FILE#, DWT, TXDOT, CK, DW, CK, TXDOT, CONT, SECT, JOB, HIGHWAY, REVISIONS, DIST, COUNTY, SHEET NO., and a page number 102.

DISCLAIMER: The use of this standard is governed by the "Texas Engineering Practice Act". No warranty of any kind is made by TxDOT for any purpose whatsoever. TxDOT assumes no responsibility for the conversion of this standard to other formats or for incorrect results or damages resulting from its use.

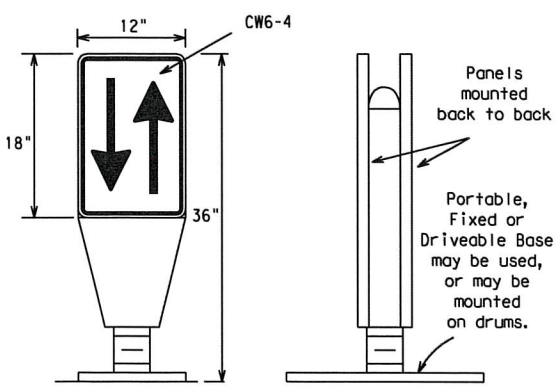
DISCLAIMER: Use of this standard is governed by the "Texas Engineering Practice Act". No warranty of any kind is made by TxDOT for any purpose whatsoever. TxDOT assumes no responsibility for the conversion of this standard to other formats or for incorrect results or damages resulting from its use.



- Vertical Panels (VP's) are normally used to channelize traffic or divide opposing lanes of traffic.
- VP's may be used in daytime or nighttime situations. They may be used at the edge of shoulder drop-offs and other areas such as lane transitions where positive daytime and nighttime delineation is required. The Engineer/Inspector shall refer to the Roadway Design Manual Appendix B "Treatment of Pavement Drop-offs in Work Zones" for additional guidelines on the use of VP's for drop-offs.
- VP's should be mounted back to back if used at the edge of cuts adjacent to two-way two lane roadways. Stripes are to be reflective orange and reflective white and should always slope downward toward the travel lane.
- VP's used on expressways and freeways or other high speed roadways, may have more than 270 square inches of retroreflective area facing traffic.
- Self-righting supports are available with portable base. See "Compliant Work Zone Traffic Control Devices List" (CWZTCD).
- Sheeting for the VP's shall be retroreflective Type A conforming to Departmental Material Specification DMS-8300, unless noted otherwise.
- Where the height of reflective material on the vertical panel is 36 inches or greater, a panel stripe of 6 inches shall be used.

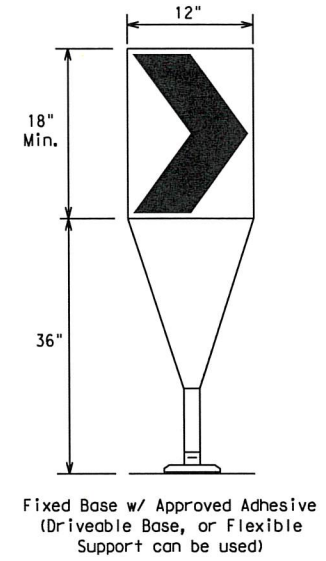


VERTICAL PANELS (VPs)



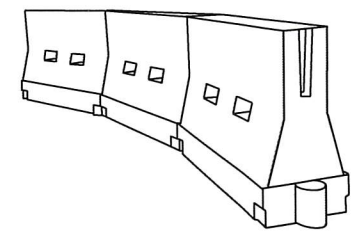
- Opposing Traffic Lane Dividers (OTLD) are delineation devices designed to convert a normal one-way roadway section to two-way operation. OTLD's are used on temporary centerlines. The upward and downward arrows on the sign's face indicate the direction of traffic on either side of the divider. The base is secured to the pavement with an adhesive or rubber weight to minimize movement caused by a vehicle impact or wind gust.
- The OTLD may be used in combination with 42" cones or VPs.
- Spacing between the OTLD shall not exceed 500 feet. 42" cones or VPs placed between the OTLD's should not exceed 100 foot spacing.
- The OTLD shall be orange with a black non-reflective legend. Sheeting for the OTLD shall be retroreflective Type B_{FL} or Type C_{FL} conforming to Departmental Material Specification DMS-8300, unless noted otherwise. The legend shall meet the requirements of DMS-8300.

OPPOSING TRAFFIC LANE DIVIDERS (OTLD)



- The chevron shall be a vertical rectangle with a minimum size of 12 by 18 inches.
- Chevrons are intended to give notice of a sharp change of alignment with the direction of travel and provide additional emphasis and guidance for vehicle operators with regard to changes in horizontal alignment of the roadway.
- Chevrons, when used, shall be erected on the outside of a sharp curve or turn, or on the far side of an intersection. They shall be in line with and at right angles to approaching traffic. Spacing should be such that the motorist always has three in view, until the change in alignment eliminates its need.
- To be effective, the chevron should be visible for at least 500 feet.
- Chevrons shall be orange with a black nonreflective legend. Sheeting for the chevron shall be retroreflective Type B_{FL} or Type C_{FL} conforming to Departmental Material Specification DMS-8300, unless noted otherwise. The legend shall meet the requirements of DMS-8300.
- For Long Term Stationary use on tapers or transitions on freeways and divided highways self-righting chevrons may be used to supplement plastic drums but not to replace plastic drums.

CHEVRONS



LONGITUDINAL CHANNELIZING DEVICES (LCD)

- LCDs are crashworthy, lightweight, deformable devices that are highly visible, have good target value and can be connected together. They are not designed to contain or redirect a vehicle on impact.
- LCDs may be used instead of a line of cones or drums.
- LCDs shall be placed in accordance to application and installation requirements specific to the device, and used only when shown on the CWZTCD list.
- LCDs should not be used to provide positive protection for obstacles, pedestrians or workers.
- LCDs shall be supplemented with retroreflective delineation as required for temporary barriers on BC(7) when placed roughly parallel to the travel lanes.
- LCDs used as barricades placed perpendicular to traffic should have at least one row of reflective sheeting meeting the requirements for barricade rails as shown on BC(10) placed near the top of the LCD along the full length of the device.

WATER BALLASTED SYSTEMS USED AS BARRIERS

- Water ballasted systems used as barriers shall not be used solely to channelize road users, but also to protect the work space per the appropriate NCHRP 350 crashworthiness requirements based on roadway speed and barrier application.
- Water ballasted systems used to channelize vehicular traffic shall be supplemented with retroreflective delineation or channelizing devices to improve daytime/nighttime visibility. They may also be supplemented with pavement markings.
- Water ballasted systems used as barriers shall be placed in accordance to application and installation requirements specific to the device, and used only when shown on the CWZTCD list.
- Water ballasted systems used as barriers should not be used for a merging taper except in low speed (less than 45 MPH) urban areas. When used on a taper in a low speed urban area, the taper shall be delineated and the taper length should be designed to optimize road user operations considering the available geometric conditions.
- When water ballasted systems used as barriers have blunt ends exposed to traffic, they should be attenuated as per manufacturer recommendations or flared to a point outside the clear zone.

If used to channelize pedestrians, longitudinal channelizing devices or water ballasted systems must have a continuous detectable bottom for users of long canes and the top of the unit shall not be less than 32 inches in height.

HOLLOW OR WATER BALLASTED SYSTEMS USED AS LONGITUDINAL CHANNELIZING DEVICES OR BARRIERS


GENERAL NOTES

- Work Zone channelizing devices illustrated on this sheet may be installed in close proximity to traffic and are suitable for use on high or low speed roadways. The Engineer/Inspector shall ensure that spacing and placement is uniform and in accordance with the "Texas Manual on Uniform Traffic Control Devices" (TMUTCD).
- Channelizing devices shown on this sheet may have a driveable, fixed or portable base. The requirement for self-righting channelizing devices must be specified in the General Notes or other plan sheets.
- Channelizing devices on self-righting supports should be used in work zone areas where channelizing devices are frequently impacted by errant vehicles or vehicle related wind gusts making alignment of the channelizing devices difficult to maintain. Locations of these devices shall be detailed elsewhere in the plans. These devices shall conform to the TMUTCD and the "Compliant Work Zone Traffic Control Devices List" (CWZTCD).
- The Contractor shall maintain devices in a clean condition and replace damaged, nonreflective, faded, or broken devices and bases as required by the Engineer/Inspector. The Contractor shall be required to maintain proper device spacing and alignment.
- Portable bases shall be fabricated from virgin and/or recycled rubber. The portable bases shall weigh a minimum of 30 lbs.
- Pavement surfaces shall be prepared in a manner that ensures proper bonding between the adhesives, the fixed mount bases and the pavement surface. Adhesives shall be prepared and applied according to the manufacturer's recommendations.
- The installation and removal of channelizing devices shall not cause detrimental effects to the final pavement surfaces, including pavement surface discoloration or surface integrity. Driveable bases shall not be permitted on final pavement surfaces. The Engineer/Inspector shall approve all application and removal procedures of fixed bases.

Posted Speed *	Formula	Minimum Desirable Taper Lengths **			Suggested Maximum Spacing of Channelizing Devices	
		10' Offset	11' Offset	12' Offset	On a Taper	On a Tangent
30	L = WS ² / 60	150'	165'	180'	30'	60'
35		205'	225'	245'	35'	70'
40		265'	295'	320'	40'	80'
45	L = WS	450'	495'	540'	45'	90'
50		500'	550'	600'	50'	100'
55		550'	605'	660'	55'	110'
60		600'	660'	720'	60'	120'
65		650'	715'	780'	65'	130'
70		700'	770'	840'	70'	140'
75		750'	825'	900'	75'	150'
80		800'	880'	960'	80'	160'

**Taper lengths have been rounded off.
 L=Length of Taper (FT.) W=Width of Offset (FT.)
 S=Posted Speed (MPH)

SUGGESTED MAXIMUM SPACING OF CHANNELIZING DEVICES AND MINIMUM DESIRABLE TAPER LENGTHS



BARRICADE AND CONSTRUCTION CHANNELIZING DEVICES

BC (9) - 14

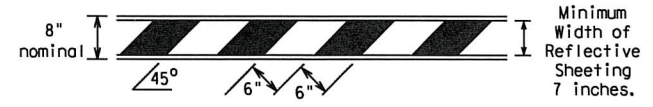
FILE: bc-14.dgn	DN: TxDOT	CK: TxDOT	DW: TxDOT	CK: TxDOT
© TxDOT November 2002	CONT	SECT	JOB	HIGHWAY
9-07 8-14	DIST	COUNTY	SHEET NO.	
7-13			1250	

DISCLAIMER: The use of this standard is governed by the "Texas Engineering Practice Act". No warranty of any kind is made by TxDOT for any purpose whatsoever. TxDOT assumes no responsibility for the conversion of this standard to other formats or for incorrect results or damages resulting from its use.

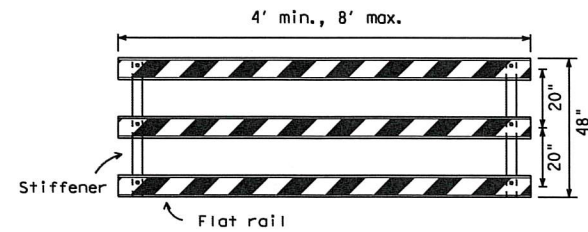
TYPE 3 BARRICADES

1. Refer to the Compliant Work Zone Traffic Control Devices List (CWZTCD) for details of the Type 3 Barricades and a list of all materials used in the construction of Type 3 Barricades.
2. Type 3 Barricades shall be used at each end of construction projects closed to all traffic.
3. Barricades extending across a roadway should have stripes that slope downward in the direction toward which traffic must turn in detouring. When both right and left turns are provided, the chevron striping may slope downward in both directions from the center of the barricade. Where no turns are provided at a closed road striping should slope downward in both directions toward the center of roadway.
4. Striping of rails, for the right side of the roadway, should slope downward to the left. For the left side of the roadway, striping should slope downward to the right.
5. Identification markings may be shown only on the back of the barricade rails. The maximum height of letters and/or company logos used for identification shall be 1".
6. Barricades shall not be placed parallel to traffic unless an adequate clear zone is provided.
7. Warning lights shall NOT be installed on barricades.
8. Where barricades require the use of weights to keep from turning over, the use of sandbags with dry, cohesionless sand is recommended. The sandbags will be tied shut to keep the sand from spilling and to maintain a constant weight. Sand bags shall not be stacked in a manner that covers any portion of a barricade rails reflective sheeting. Rock, concrete, iron, steel or other solid objects will NOT be permitted. Sandbags should weigh a minimum of 35 lbs and a maximum of 50 lbs. Sandbags shall be made of a durable material that tears upon vehicular impact. Rubber (such as tire inner tubes) shall not be used for sandbags. Sandbags shall only be placed along or upon the base supports of the device and shall not be suspended above ground level or hung with rope, wire, chains or other fasteners.
9. Sheeting for barricades shall be retroreflective Type A conforming to Departmental Material Specification DMS-8300 unless otherwise noted.

Barricades shall NOT be used as a sign support.

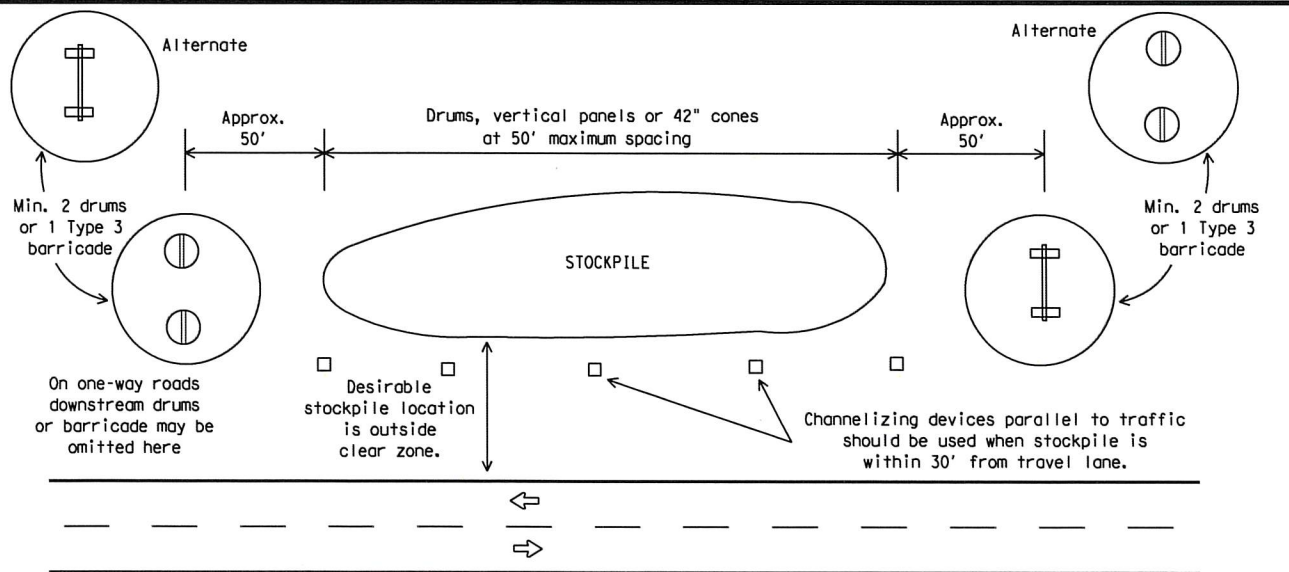


TYPICAL STRIPING DETAIL FOR BARRICADE RAIL



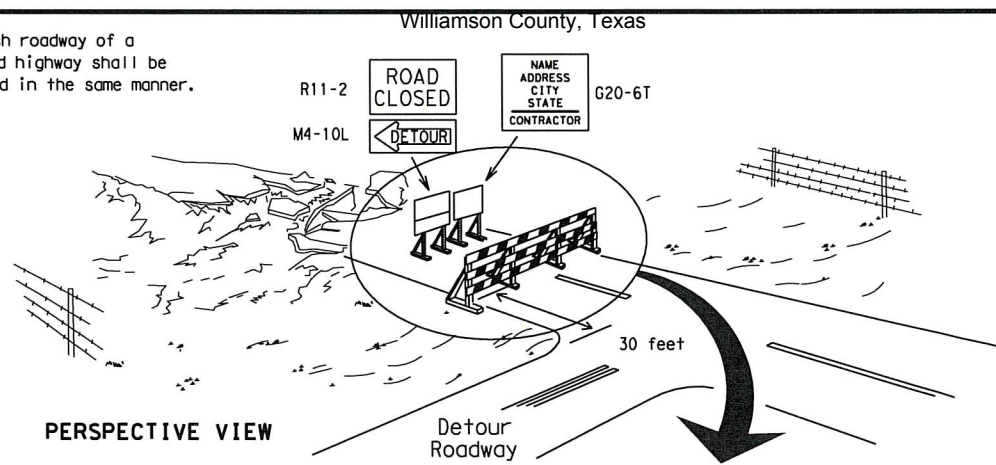
Stiffener may be inside or outside of support, but no more than 2 stiffeners shall be allowed on one barricade.

TYPICAL PANEL DETAIL FOR SKID OR POST TYPE BARRICADES

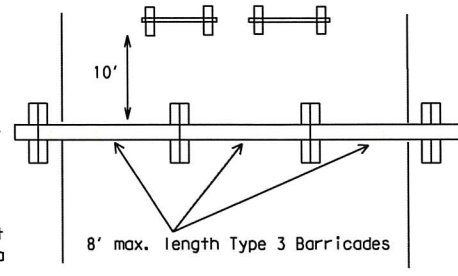


TRAFFIC CONTROL FOR MATERIAL STOCKPILES

Each roadway of a divided highway shall be barricaded in the same manner.




The three rails on Type 3 barricades shall be reflectorized orange and reflective white stripes on one side facing one-way traffic and both sides for two-way traffic. Barricade striping should slant downward in the direction of detour.

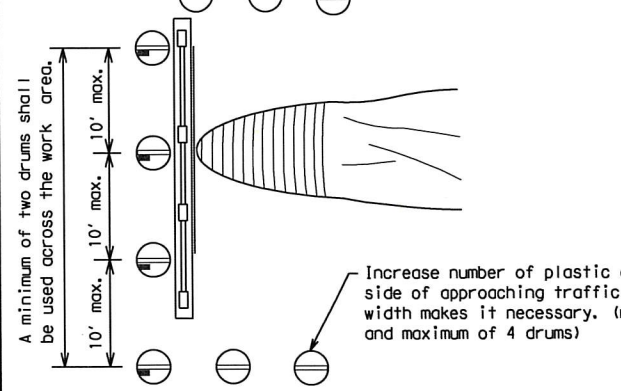


1. Signs should be mounted on independent supports at a 7 foot mounting height in center of roadway. The signs should be a minimum of 10 feet behind Type 3 Barricades.
2. Advance signing shall be as specified elsewhere in the plans.

TYPE 3 BARRICADE (POST AND SKID) TYPICAL APPLICATION



These drums are not required on one-way roadway

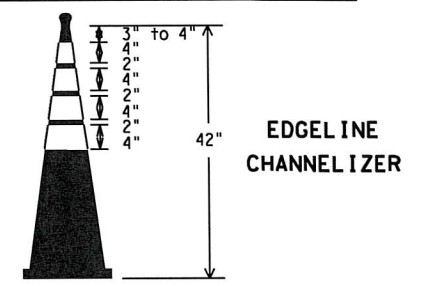


1. Where positive redirection capability is provided, drums may be omitted.
2. Plastic construction fencing may be used with drums for safety as required in the plans.
3. Vertical Panels on flexible support may be substituted for drums when the shoulder width is less than 4 feet.
4. When the shoulder width is greater than 12 feet, steady-burn lights may be omitted if drums are used.
5. Drums must extend the length of the culvert widening.

LEGEND	
	Plastic drum
	Plastic drum with steady burn light or yellow warning reflector
	Steady burn warning light or yellow warning reflector

CULVERT WIDENING OR OTHER ISOLATED WORK WITHIN THE PROJECT LIMITS

THIS DEVICE SHALL NOT BE USED ON PROJECTS LET AFTER MARCH 2014.



1. This device is intended only for use in place of a vertical panel to channelize traffic by indicating the edge of the travel lane. It is not intended to be used in transitions or tapers.
2. This device shall not be used to separate lanes of traffic (opposing or otherwise) or warn of objects.
3. This device is based on a 42 inch, two-piece cone with an alternate striping pattern: four 4 inch retroreflective bands, with an approximate 2 inch gap between bands. The color of the band should correspond to the color of the edgeline (yellow for left edgeline, white for right edgeline) for which the device is substituted or for which it supplements. The reflectorized bands shall be retroreflective Type A conforming to Departmental Material Specification DMS-8300, unless otherwise noted.
4. The base must weigh a minimum of 30 lbs.

SHEET 10 OF 12

Texas Department of Transportation
Traffic Operations Division Standard

BARRICADE AND CONSTRUCTION CHANNELIZING DEVICES

BC (10) - 14

FILE: bc-14.dgn	DW: TxDOT	CK: TxDOT	DW: TxDOT	CK: TxDOT
© TxDOT November 2002	CONT	SECT	JOB	HIGHWAY
REVISIONS				
9-07 8-14	DIST	COUNTY	SHEET NO.	
7-13			1360	

28" Cones shall have a minimum weight of 9 1/2 lbs.
42" 2-piece cones shall have a minimum weight of 30 lbs. including base.

1. Traffic cones and tubular markers shall be predominantly orange, and meet the height and weight requirements shown above.
2. One-piece cones have the body and base of the cone molded in one consolidated unit. Two-piece cones have a cone shaped body and a separate rubber base, or ballast, that is added to keep the device upright and in place.
3. Two-piece cones may have a handle or loop extending up to 8" above the minimum height shown, in order to aid in retrieving the device.
4. Cones or tubular markers used at night shall have white or white and orange reflective bands as shown above. The reflective bands shall have a smooth, sealed outer surface and meet the requirements of Departmental Material Specification DMS-8300 Type A.
5. 28" cones and tubular markers are generally suitable for short duration and short-term stationary work as defined on BC(4). These should not be used for intermediate-term or long-term stationary work unless personnel is on-site to maintain them in their proper upright position.
6. 42" two-piece cones, vertical panels or drums are suitable for all work zone durations.
7. Cones or tubular markers used on each project should be of the same size and shape.

DISCLAIMER: The use of this standard is governed by the "Texas Engineering Practice Act". No warranty of any kind is made by TxDOT for any purpose whatsoever. TxDOT assumes no responsibility for the conversion of this standard to other formats or for incorrect results or damages resulting from its use.

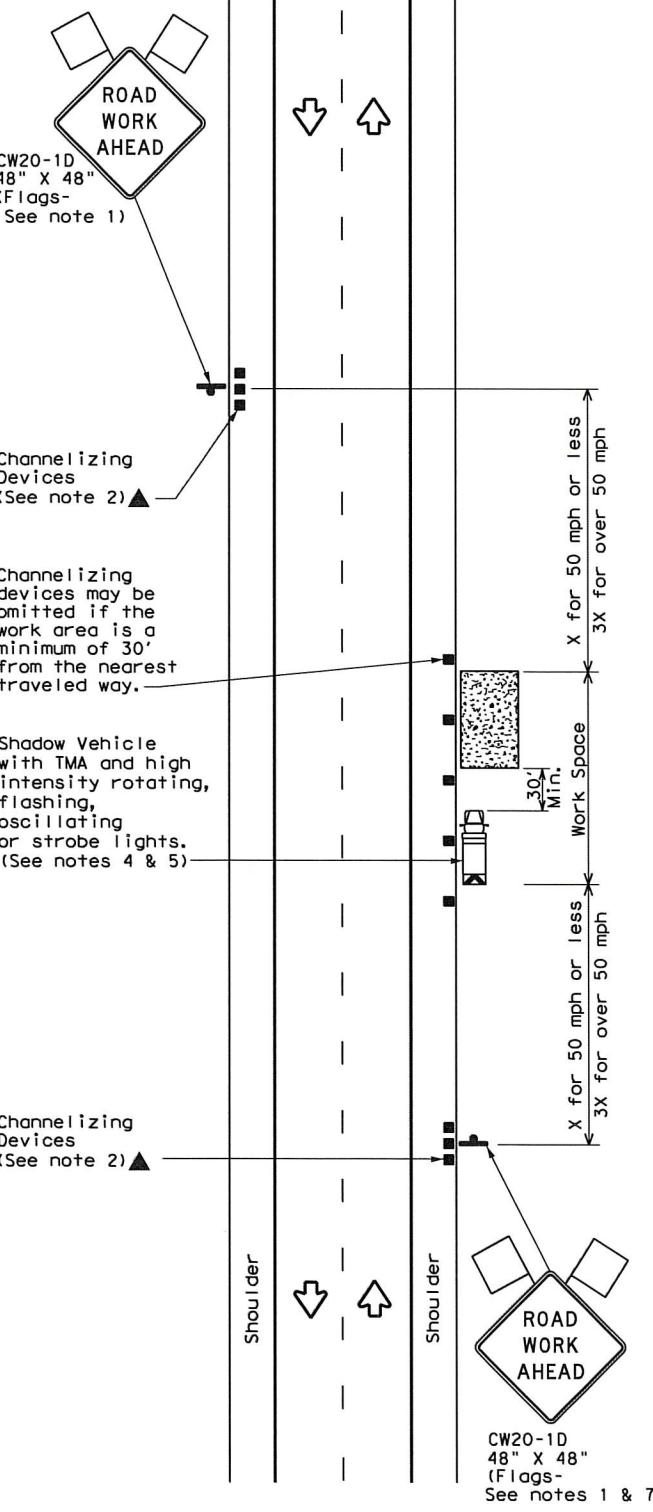
LEGEND			
	Type 3 Barricade		Channelizing Devices
	Heavy Work Vehicle		Truck Mounted Attenuator (TMA)
	Trailer Mounted Flashing Arrow Board		Portable Changeable Message Sign (PCMS)
	Sign		Traffic Flow
	Flag		Flagger

Posted Speed *	Formula	Minimum Desirable Taper Lengths **			Suggested Maximum Spacing of Channelizing Devices		Minimum Sign Spacing "x" Distance	Suggested Longitudinal Buffer Space "B"
		10' Offset	11' Offset	12' Offset	On a Taper	On a Tangent		
30	L = WS/60	150'	165'	180'	30'	60'	120'	90'
35		205'	225'	245'	35'	70'	160'	120'
40		265'	295'	320'	40'	80'	240'	155'
45	L = WS	450'	495'	540'	45'	90'	320'	195'
50		500'	550'	600'	50'	100'	400'	240'
55		550'	605'	660'	55'	110'	500'	295'
60		600'	660'	720'	60'	120'	600'	350'
65		650'	715'	780'	65'	130'	700'	410'
70	700'	770'	840'	70'	140'	800'	475'	
75	750'	825'	900'	75'	150'	900'	540'	

* Conventional Roads Only
 ** Taper lengths have been rounded off.
 L=Length of Taper (FT) W=Width of Offset (FT) S=Posted Speed (MPH)

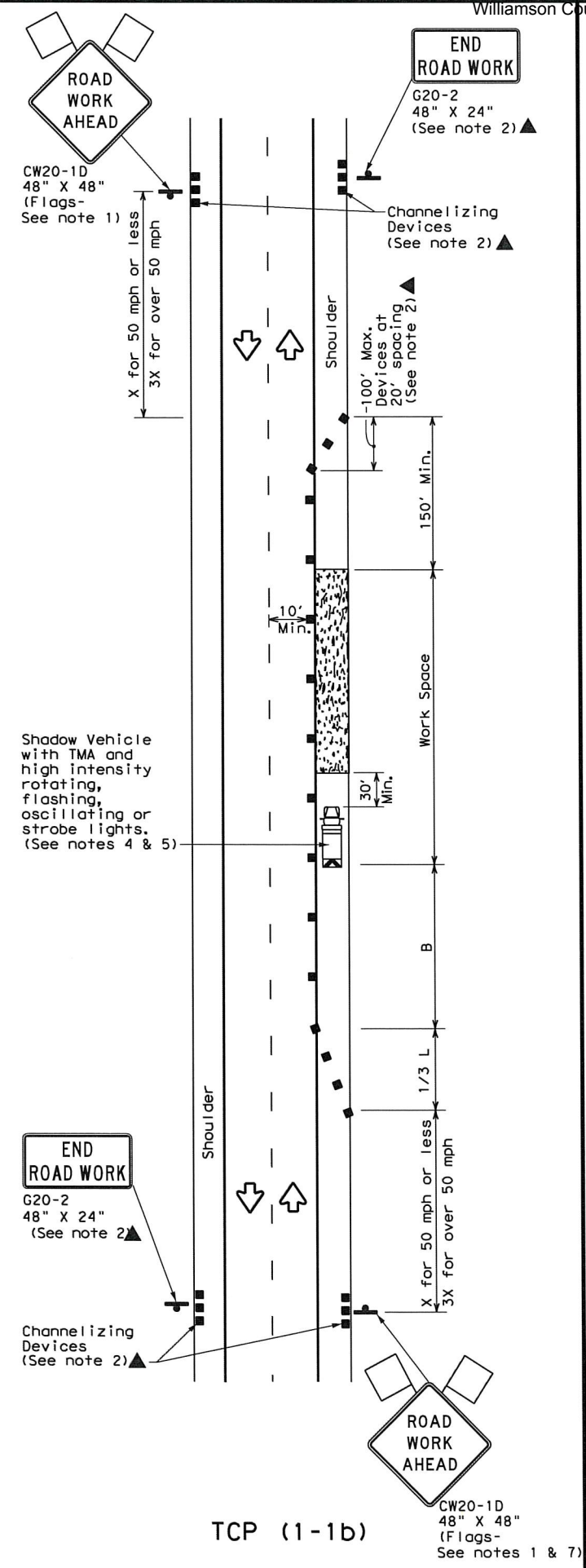
TYPICAL USAGE				
MOBILE	SHORT DURATION	SHORT TERM STATIONARY	INTERMEDIATE TERM STATIONARY	LONG TERM STATIONARY
	✓	✓		

- GENERAL NOTES**
- Flags attached to signs where shown are REQUIRED.
 - All traffic control devices illustrated are REQUIRED, except those denoted with the triangle symbol may be omitted when stated elsewhere in the plans, or for routine maintenance work, when approved by the Engineer.
 - Inactive work vehicles or other equipment should be parked near the right-of-way line and not parked on the paved shoulder.
 - A Shadow Vehicle with a TMA should be used anytime it can be positioned 30 to 100 feet in advance of the area of crew exposure without adversely affecting the performance or quality of the work. If workers are no longer present but road or work conditions require the traffic control to remain in place, Type 3 Barricades or other channelizing devices may be substituted for the Shadow Vehicle and TMA.
 - Additional Shadow Vehicles with TMAs may be positioned off the paved surface, next to those shown in order to protect wider work spaces.
 - See TCP(5-1) for shoulder work on divided highways, expressways and freeways.
 - CW21-5 "SHOULDER WORK" signs may be used in place of CW20-1D "ROAD WORK AHEAD" signs for shoulder work on conventional roadways.



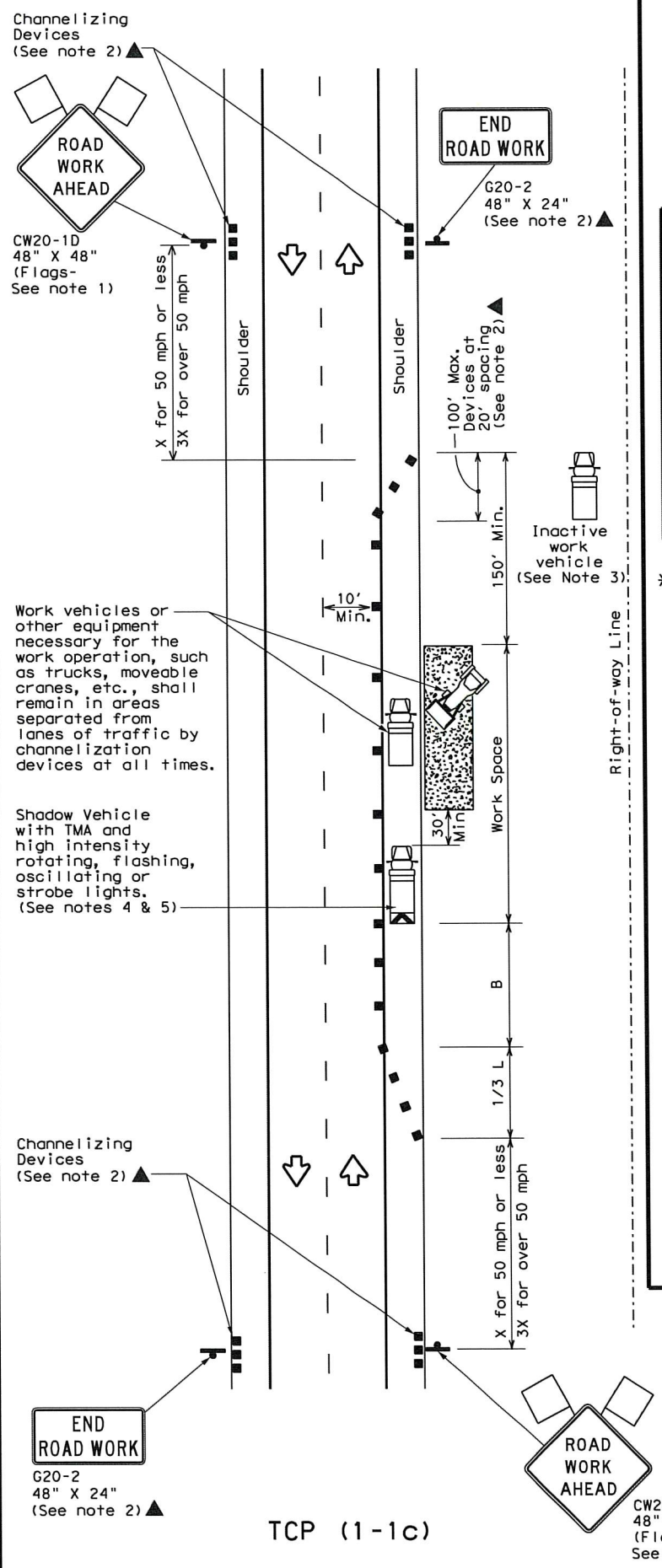
TCP (1-1a)

WORK SPACE NEAR SHOULDER
Conventional Roads




TCP (1-1b)

WORK SPACE ON SHOULDER
Conventional Roads



TCP (1-1c)

WORK VEHICLES ON SHOULDER
Conventional Roads



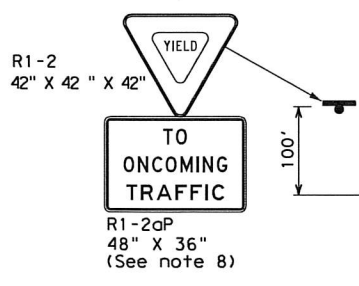
TRAFFIC CONTROL PLAN
CONVENTIONAL ROAD
SHOULDER WORK

TCP (1-1) - 18

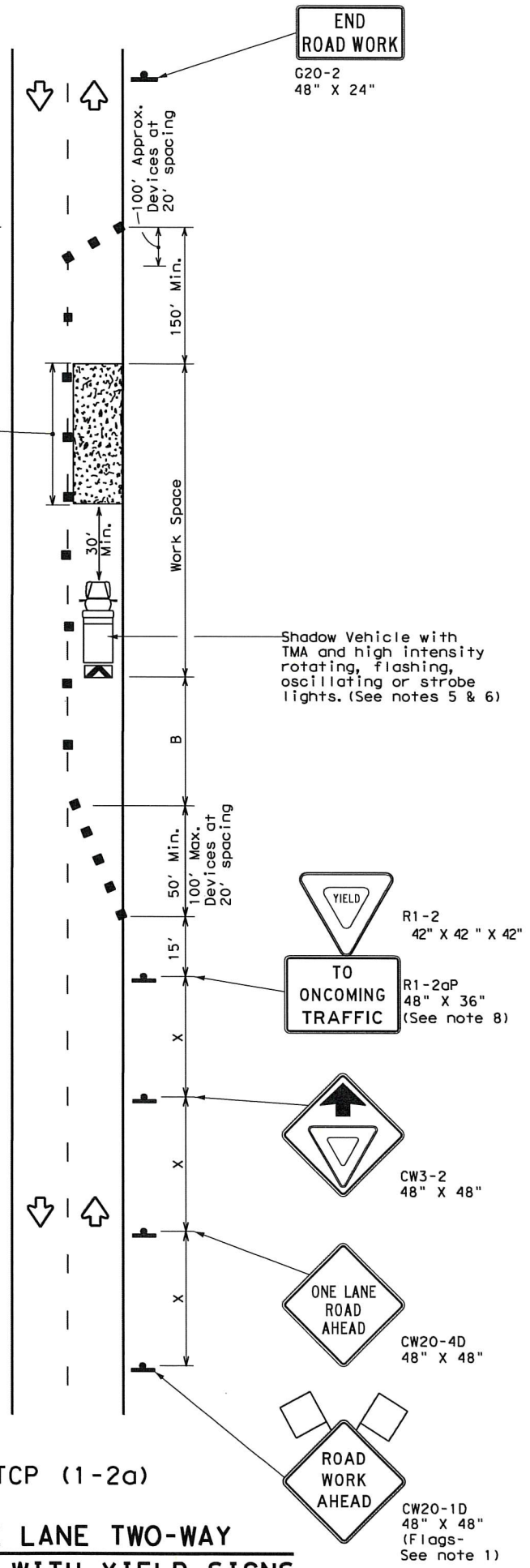
FILE: tcp1-1-18.dgn	DN:	CK:	DW:	CK:
© TxDOT December 1985	CONT	SECT	JOB	HIGHWAY
REVISIONS				
2-94 4-98				
8-95 2-12				
1-97 2-18				
	DIST	COUNTY	SHEET NO.	

DISCLAIMER: The use of this standard is governed by the "Texas Engineering Practice Act". No warranty of any kind is made by TxDOT for any purpose whatsoever. TxDOT assumes no responsibility for the conversion of this standard to other formats or for incorrect results or damages resulting from its use.

Warning Sign Sequence in Opposite Direction Same as Below

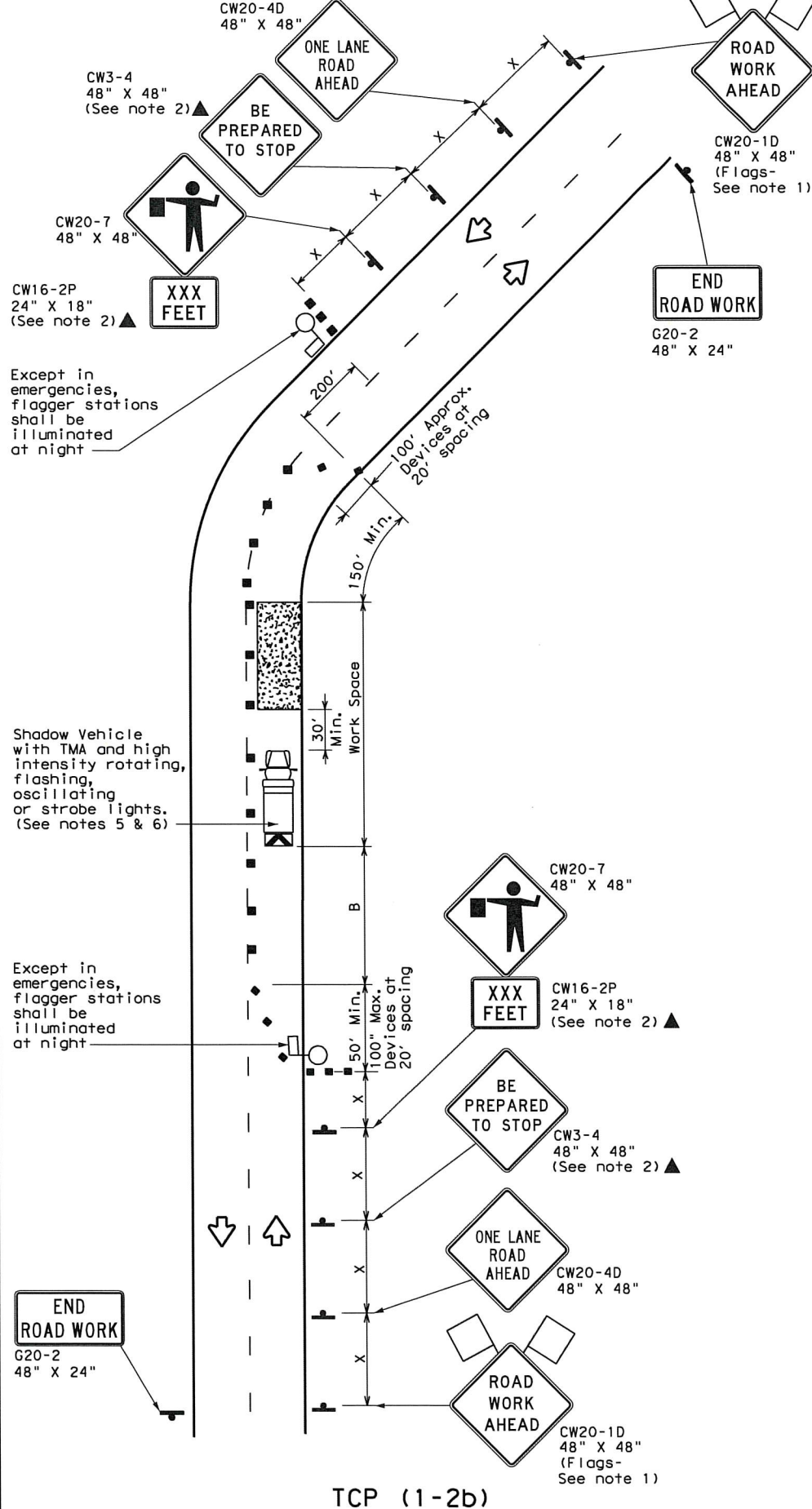


Channelizing devices separate work space from traveled way



TCP (1-2a)
ONE LANE TWO-WAY CONTROL WITH YIELD SIGNS
 (Less than 2000 ADT - See note 7)

Williamson County, Texas



TCP (1-2b)
ONE LANE TWO-WAY CONTROL WITH FLAGGERS

LEGEND			
	Type 3 Barricade		Channelizing Devices
	Heavy Work Vehicle		Truck Mounted Attenuator (TMA)
	Trailer Mounted Flashing Arrow Board		Portable Changeable Message Sign (PCMS)
	Sign		Traffic Flow
	Flag		Flagger

Posted Speed *	Formula	Minimum Desirable Taper Lengths **			Suggested Maximum Spacing of Channelizing Devices		Minimum Sign Spacing "X" Distance	Suggested Longitudinal Buffer Space "B"	Stopping Sight Distance
		10' Offset	11' Offset	12' Offset	On a Taper	On a Tangent			
30	L = WS ² / 60	150'	165'	180'	30'	60'	120'	90'	200'
35		205'	225'	245'	35'	70'	160'	120'	250'
40		265'	295'	320'	40'	80'	240'	155'	305'
45	L = WS	450'	495'	540'	45'	90'	320'	195'	360'
50		500'	550'	600'	50'	100'	400'	240'	425'
55		550'	605'	660'	55'	110'	500'	295'	495'
60		600'	660'	720'	60'	120'	600'	350'	570'
65		650'	715'	780'	65'	130'	700'	410'	645'
70		700'	770'	840'	70'	140'	800'	475'	730'
75		750'	825'	900'	75'	150'	900'	540'	820'

* Conventional Roads Only
 ** Taper lengths have been rounded off.
 L=Length of Taper (FT) W=Width of Offset (FT) S=Posted Speed (MPH)

TYPICAL USAGE				
MOBILE	SHORT DURATION	SHORT TERM STATIONARY	INTERMEDIATE TERM STATIONARY	LONG TERM STATIONARY
	✓	✓		

GENERAL NOTES

- Flags attached to signs where shown are REQUIRED.
 - All traffic control devices illustrated are REQUIRED, except those denoted with the triangle symbol may be omitted when stated elsewhere in the plans, or for routine maintenance work, when approved by the Engineer.
 - The CW3-4 "BE PREPARED TO STOP" sign may be installed after the CW20-4D "ONE LANE ROAD AHEAD" sign, but proper sign spacing shall be maintained.
 - Sign spacing may be increased or an additional CW20-1D "ROAD WORK AHEAD" sign may be used if advance warning ahead of the flagger or R1-2 "YIELD" sign is less than 1500 feet.
 - A Shadow Vehicle with a TMA should be used anytime it can be positioned 30 to 100 feet in advance of the area of crew exposure without adversely affecting the performance or quality of the work. If workers are no longer present but road or work conditions require the traffic control to remain in place, Type 3 Barricades or other channelizing devices may be substituted for the Shadow Vehicle and TMA.
 - Additional Shadow Vehicles with TMAs may be positioned off the paved surface, next to those shown in order to protect wider work spaces.
- TCP (1-2a)**
- R1-2 "YIELD" sign traffic control may be used on projects with approaches that have adequate sight distance. For projects in urban areas, work spaces should be no longer than one half city block. In rural areas on roadways with less than 2000 ADT, work spaces should be no longer than 400 feet.
 - R1-2 "YIELD" sign with R1-2aP "TO ONCOMING TRAFFIC" plaque shall be placed on a support at a 7 foot minimum mounting height.
- TCP (1-2b)**
- Flaggers should use two-way radios or other methods of communication to control traffic.
 - Length of work space should be based on the ability of flaggers to communicate.
 - If the work space is located near a horizontal or vertical curve, the buffer distances should be increased in order to maintain adequate stopping sight distance to the flagger and a queue of stopped vehicles (see table above).
 - Channelizing devices on the center-line may be omitted when a pilot car is leading traffic and approved by the Engineer.
 - Flaggers should use 24" STOP/SLOW paddles to control traffic. Flags should be limited to emergency situations.

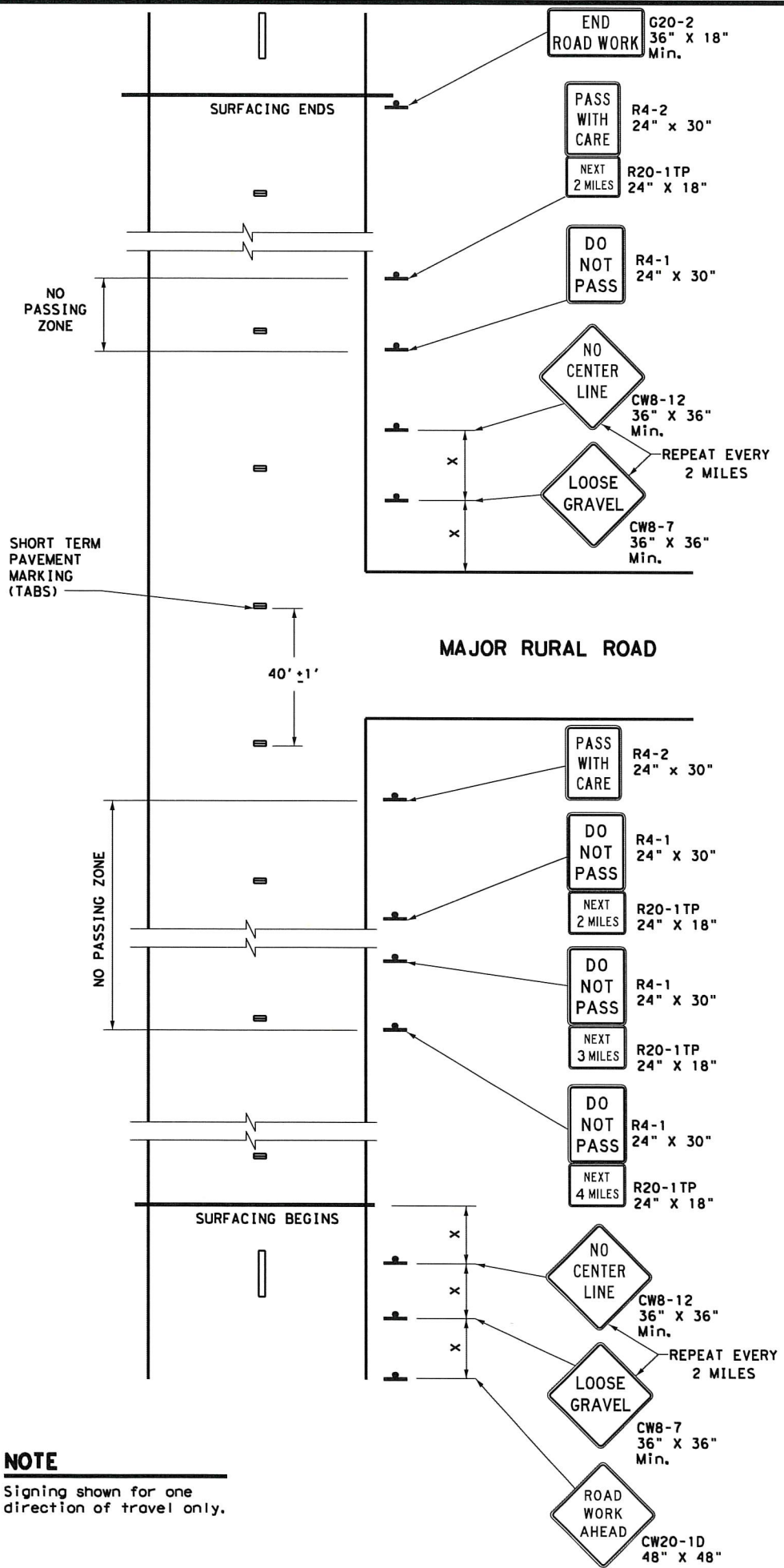


TRAFFIC CONTROL PLAN
ONE-LANE TWO-WAY
TRAFFIC CONTROL

TCP (1-2) - 18

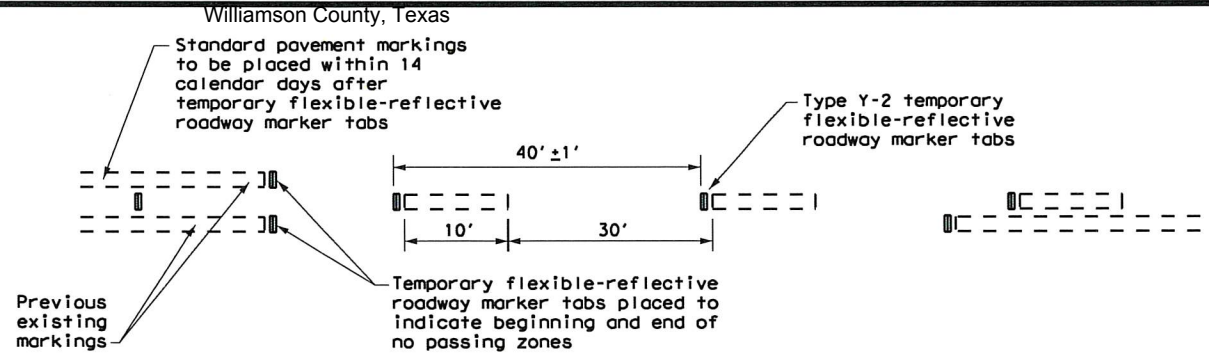
FILE: tcp1-2-18.dgn	DN:	CK:	DW:	CK:
© TxDOT December 1985	CONT	SECT	JOB	HIGHWAY
REVISIONS				
4-90 4-98				
2-94 2-12				
1-97 2-18				
	DIST	COUNTY	SHEET NO.	
			1562	

DISCLAIMER: The use of this standard is governed by the "Texas Engineering Practice Act". No warranty of any kind is made by TxDOT for any purpose whatsoever. TxDOT assumes no responsibility for the conversion of this standard to other formats or for incorrect results or damages resulting from its use.



NOTE
 Signing shown for one direction of travel only.

NO PASSING ZONES ON TWO-LANE TWO-WAY ROADS



TABS ON CENTERLINES OF TWO-LANE TWO-WAY ROADS
 For seal coat, micro-surface or similar operations

"DO NOT PASS" SIGN (R4-1) and NO-PASSING ZONES

- A. Prior to the beginning of construction, all currently striped no-passing zones shall be signed with the DO NOT PASS (R4-1) signs and PASS WITH CARE (R4-2) signs placed at the beginning and end of each zone for each direction of travel except as otherwise provided herein. Signs marking these individual no-passing zones need not be covered prior to construction if the signs supplement the existing pavement markings.
- B. At the discretion of the Engineer, in areas of numerous no-passing zones, several zones may be combined as a single zone. If passing is to be prohibited over one or more lengthy sections, a DO NOT PASS sign and a NEXT XX MILES (R20-1TP) plaque may be used at the beginning of such zones. The DO NOT PASS sign and the NEXT XX MILES plaque should be repeated every mile to the end of the no-passing zone. In areas where there is a considerable distance between no-passing zones, the end of the no-passing zone may be signed with a PASS WITH CARE sign and a NEXT XX MILES plaque.
- C. Depending on traffic volumes and length of sections, it may be desirable to prohibit passing throughout the project to prevent damage to windshield and lights. The DO NOT PASS sign and NEXT XX MILES plaque should be used and repeated as often as necessary for this purpose. Where several existing zones are to be combined into one individual no-passing zone, the sign at the beginning of the zone should be covered until the surfacing operation has passed this location so as not to have the DO NOT PASS sign conflict with the existing pavement markings. Also, unless one days operation completes the entire length of such combined zones, appropriate DO NOT PASS and PASS WITH CARE signs should be placed at the beginning and end of the no-passing zones where the surfacing operation has stopped for the day.
- D. R4-1 and R4-2 are to remain in place until standard pavement markings are installed.

"NO CENTER LINE" SIGN (CW8-12)

- A. Center line markings are yellow pavement markings that delineate the separation of travel lanes that have opposite directions of travel on a roadway. Divided highways do not typically have center line markings.
- B. At the time construction activity obliterates the existing center line markings (low volume roads may not have an existing centerline), a NO CENTER LINE (CW8-12) sign should be erected at the beginning of the work area, at approximately 2 mile intervals within the work area, beyond major intersections and other locations deemed necessary by the Engineer.
- C. The NO CENTER LINE signs are to remain in place until standard pavement markings are installed.

"LOOSE GRAVEL" SIGN (CW8-7)

- A. When construction begins, a LOOSE GRAVEL (CW8-7) sign should be erected at each end of the work area and repeated at intervals of approximately 2 miles in rural areas and closer in urban areas.
- B. The LOOSE GRAVEL signs are to remain in place until the condition no longer exists.

PAVEMENT MARKINGS

- A. Temporary markings for surfacing projects shall be Temporary Flexible-reflective Roadway Marker Tabs unless otherwise approved by the Engineer. Tabs are to be installed to provide true alignment for striping crews or as directed by the Engineer. Tabs will be placed at the spacing indicated. Tabs should be applied to the pavement no more than two (2) days before the surfacing is applied. After the surfacing is rolled and swept, the cover over the reflective strip shall be removed.
- B. Tabs shall not be used to simulate edge lines.
- C. Tab placement for overlay/inlay operations shall be as shown on the WZ(STPM) standard sheet.

COORDINATION OF SIGN LOCATIONS

- A. The location of warning signs at the beginning and end of a work area are to be coordinated with other signing typically shown on the Barricade and Construction Standards for project limits to ensure adequate sign spacing.
- B. Where possible the ROAD WORK AHEAD (CW20-1D), LOOSE GRAVEL (CW8-7), and NO CENTER LINE (CW8-12) signs should be placed in the sequence shown following the OBEY WARNING SIGNS STATE LAW (R20-3T) and the TRAFFIC FINES DOUBLE (R20-5T) sign, and one "X" sign spacing prior to the CONTRACTOR (G20-6T) sign typically located at or near the limits of surfacing. LOOSE GRAVEL and NO CENTER LINE signs will then be repeated as described above.

Posted Speed #	Minimum Sign Spacing "X" Distance
30	120'
35	160'
40	240'
45	320'
50	400'
55	500'
60	600'
65	700'
70	800'
75	900'

Conventional Roads Only

TYPICAL USAGE				
MOBILE	SHORT DURATION	SHORT TERM STATIONARY	INTERMEDIATE TERM STATIONARY	LONG TERM STATIONARY
			✓	✓

GENERAL NOTES

1. The traffic control devices detailed on this sheet will be furnished and erected as directed by the Engineer on sections of roadway where tabs must be placed prior to the surfacing operation which will cover or obliterate the existing pavement markings.
2. The devices shown on this sheet are to be used to supplement those required by the BC Standards or others required elsewhere in the plans.
3. Signs shall be erected as detailed on the BC Standards or the Compliant Work Zone Traffic Control Devices List (CWZTCD) on supports approved for Long-Term / Intermediate-Term Work Zone Sign Supports.
4. When surfacing operations take place on divided highways, freeways or expressways, the size of diamond shaped construction warning signs shall be 48" x 48".
5. Signs on divided highways, freeways and expressways will be placed on both right and left sides of the roadway based on roadway conditions as directed by the Engineer.

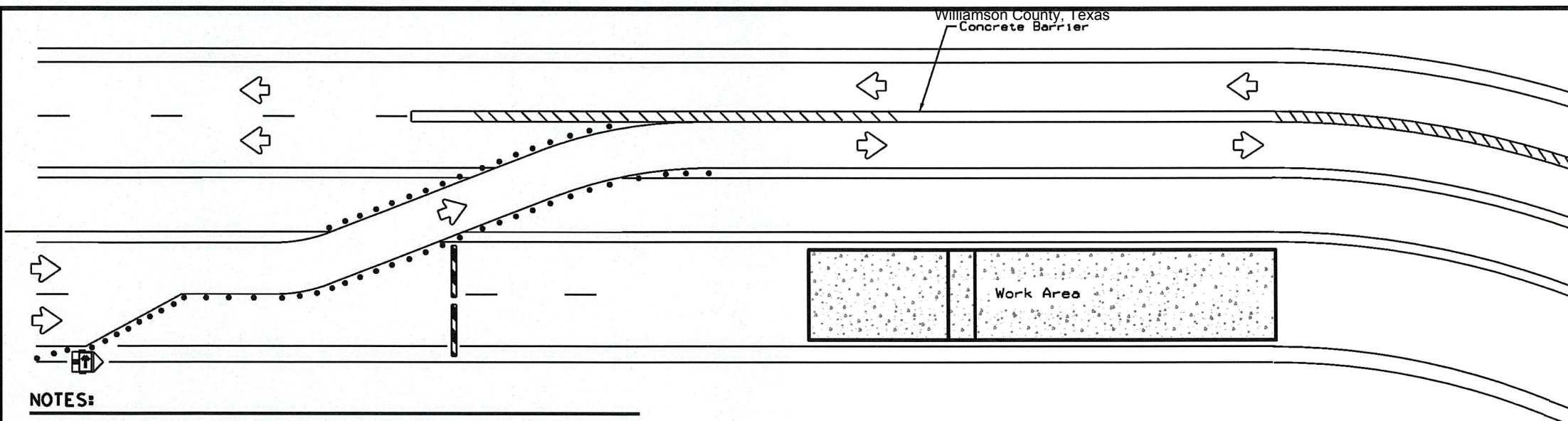


TRAFFIC CONTROL DETAILS FOR SURFACING OPERATIONS

TCP(7-1)-13

FILE: tcp7-1.dgn	DW: TxDOT	CK: TxDOT	DW: TxDOT	CK: TxDOT
© TxDOT March 1991	CONT	SECT	JOB	HIGHWAY
4-92 4-98	REVISIONS		DIST	COUNTY
1-97 7-13				SHEET NO.

DISCLAIMER: The use of this standard is governed by the "Texas Engineering Practice Act". No warranty of any kind is made by TxDOT for any purpose whatsoever. TxDOT assumes no responsibility for the conversion of this standard to other formats or for incorrect results or damages resulting from its use.



LEGEND	
	Type 3 Barricade
	Channelizing Devices
	Trailer Mounted Flashing Arrow Board
	Sign
	Safety glare screen

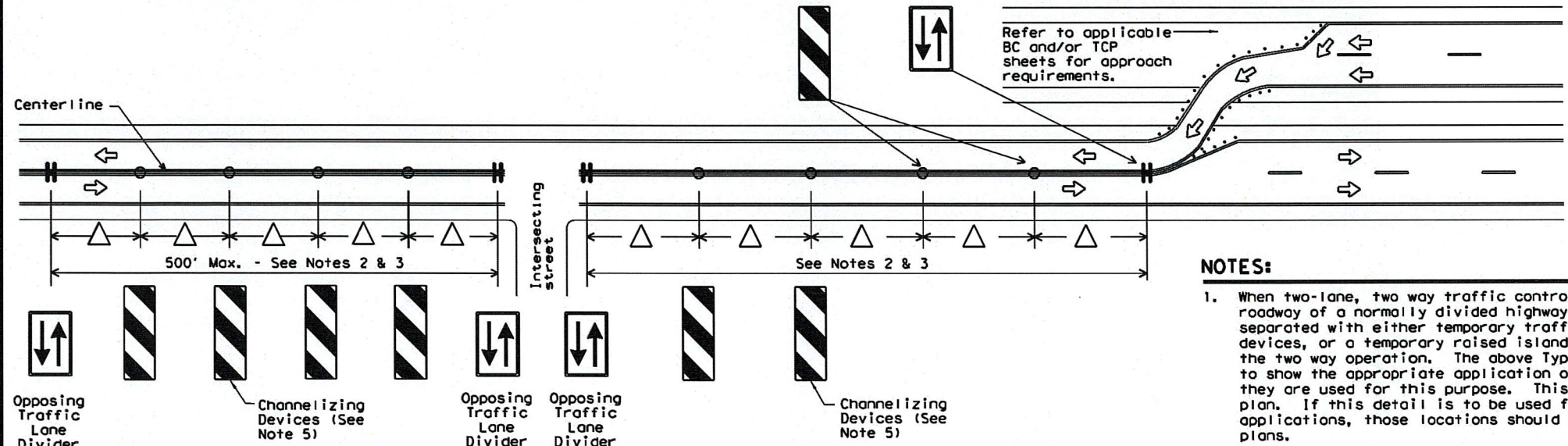
DEPARTMENTAL MATERIAL SPECIFICATIONS	
SIGN FACE MATERIALS	DMS-8300
DELINEATORS AND OBJECT MARKERS	DMS-8600
MODULAR GLARE SCREENS FOR HEADLIGHT BARRIER	DMS-8610

Only pre-qualified products shall be used. A copy of the Compliant Work Zone Traffic Control Devices List* (CWZTCD) describes pre-qualified products and their sources and may be found at the following web address:
<http://www.txdot.gov/business/resources/producer-list.html>

NOTES:

- Length of Safety Glare screen will be specified elsewhere in the plans.
- The cumulative nominal length of the modular safety glare screen units shall equal the length of the individual sections of temporary concrete traffic barrier on which they are installed so the joint between barrier sections will not be spanned by any one safety glare screen unit.
- Screen Panel/blades will be designed such that reflective sheeting conforming with Departmental Material Specification DMS-8300, Sign Face Materials, Type B or C Yellow, minimum size of 2 inches by 12 inches can be attached to the edge of the panel/blade. The sheeting shall be attached to one glare screen panel/blade per section of concrete barrier not to exceed a spacing of 30 feet. Barrier reflectors are not necessary when panel/blades are installed with reflective sheeting as described.
- Payment for these devices will be under statewide Special Specification "Modular Glare Screens for Headlight Barrier."
- This detail is only intended to show types of locations where Glare Screens would be appropriate. Required signing and other devices shall be as shown elsewhere in the plans.

BARRIER DELINEATION WITH MODULAR GLARE SCREENS



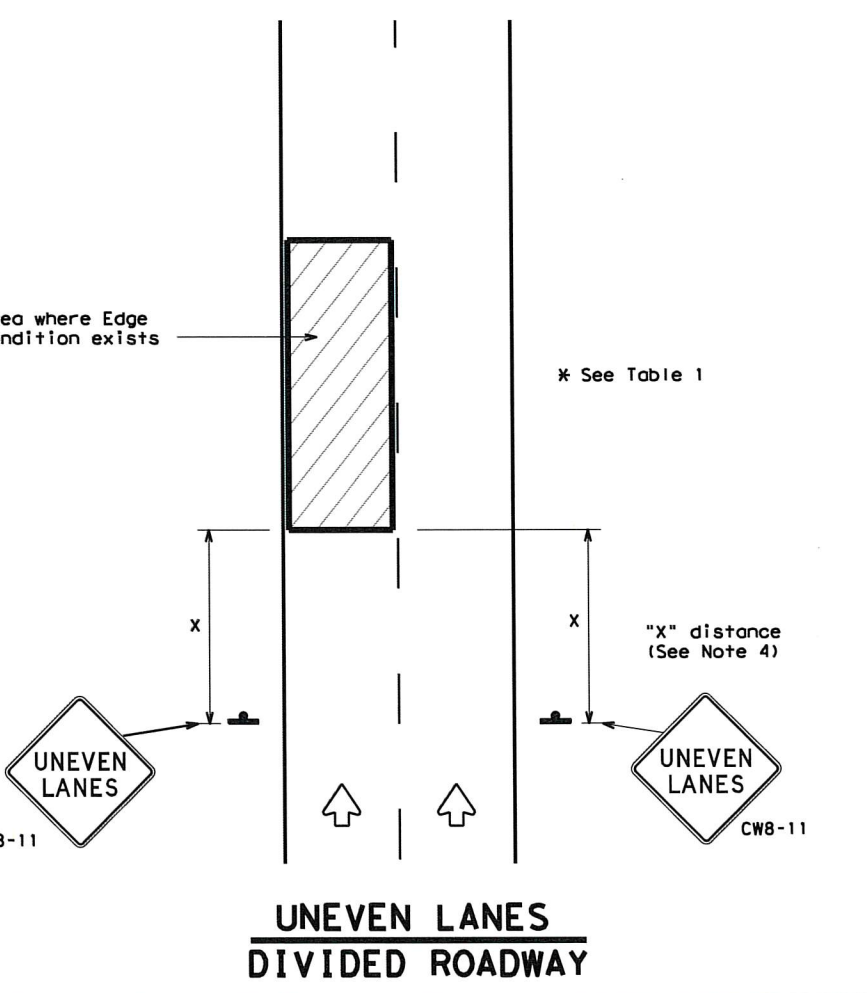
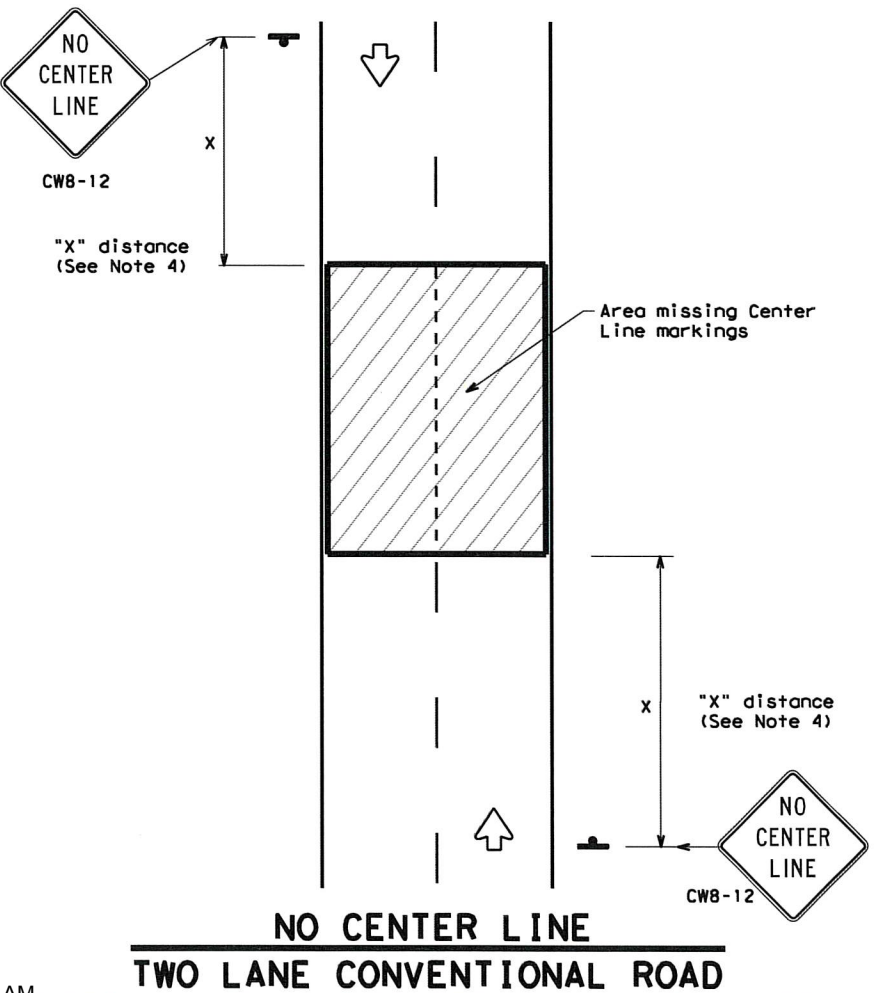
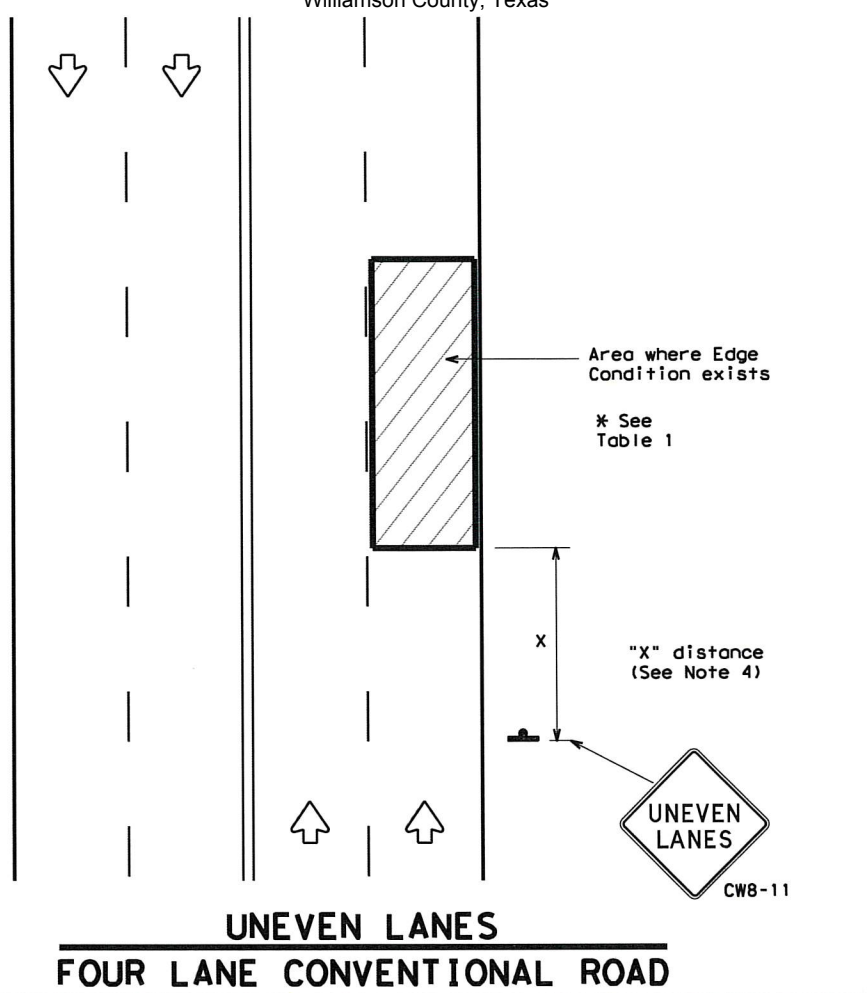
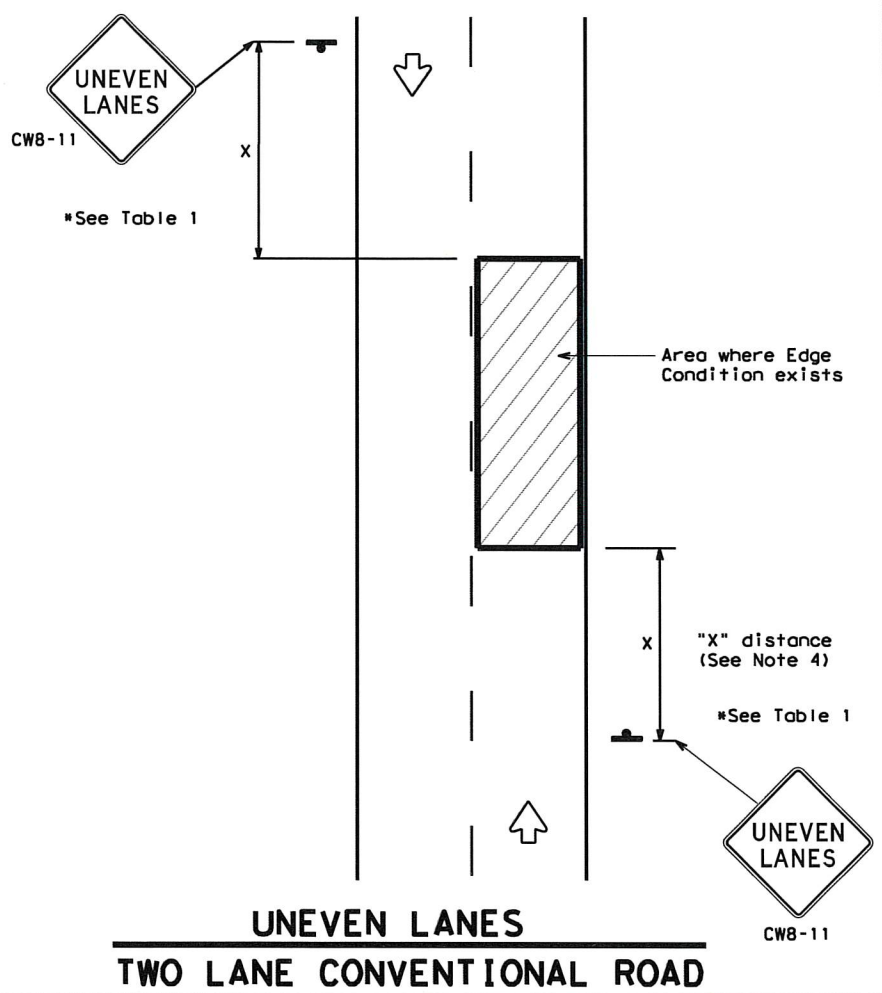
NOTES:

- When two-lane, two way traffic control must be maintained on one roadway of a normally divided highway, opposing traffic shall be separated with either temporary traffic barriers, channelizing devices, or a temporary raised island throughout the length of the two way operation. The above Typical Application is intended to show the appropriate application of channelizing devices when they are used for this purpose. This is not a traffic control plan. If this detail is to be used for other types of roads or applications, those locations should be stated elsewhere in the plans.
- Space devices according to the Tangent Spacing shown on the Device Spacing table on BC(9) but not exceeding 100'.
- Every fifth device should be an OTLD except when spaced closer to accommodate an intersection. An OTLD should be the first device on each side of intersecting streets or roads.
- Locations where surface mount bases with adhesives or self-righting devices will be required in order to maintain them in their proper position should be noted elsewhere in the plans.
- Channelizing devices are to be vertical panels, 42" cones or tubular markers that are at least 36" tall. Tubular markers used to separate traffic should have a rubber base weighing at least 30 pounds. Tubular markers that are 42" tall or more shall have four bands of reflective material as detailed for 42" cones on BC(10). Tubular markers less than 42" but at least 36" tall shall have three bands of 3" wide white reflective material spaced 2" apart. Reflective material shall meet DMS-8300, Type A.

VERTICAL PANELS & OPPOSING TRAFFIC LANE DIVIDERS (OTLD) SEPARATING TWO-WAY TRAFFIC ON NORMALLY DIVIDED HIGHWAYS

		Traffic Operations Division Standard	
TRAFFIC CONTROL PLAN TYPICAL DETAILS			
WZ(TD) - 17			
FILE#	wztd-17.dgn	DN#	TxDOT
© TxDOT	February 1998	CONT	SECT
4-98	2-17	JOB	HIGHWAY
3-03		DIST	COUNTY
7-13			SHEET NO.
			1764

DISCLAIMER: The use of this standard is governed by the "Texas Engineering Practice Act". No warranty of any kind is made by TxDOT for any purpose whatsoever. TxDOT assumes no responsibility for the conversion of this standard to other formats or for incorrect results or damages resulting from its use.



DEPARTMENTAL MATERIAL SPECIFICATIONS	
PERMANENT PREFABRICATED PAVEMENT MARKINGS	DMS-8240
TEMPORARY (REMOVABLE) PREFABRICATED PAVEMENT MARKINGS	DMS-8241
SIGN FACE MATERIALS	DMS-8300

COLOR	USAGE	SHEETING MATERIAL
ORANGE	BACKGROUND	TYPE B _{FL} OR TYPE C _{FL} SHEETING
BLACK	LEGEND & BORDERS	ACRYLIC NON-REFLECTIVE SHEETING

GENERAL NOTES

1. If spalling or holes occur, ROUGH ROAD (CW8-8) signs should be placed in advance of the condition and be repeated every two miles where the condition persists.
2. UNEVEN LANES (CW8-11) signs shall be installed in advance of the condition and repeated every mile. Signs installed along the uneven lane condition may be supplemented with the NEXT XX MILES (CW7-3aP) plaque or Advisory Speed (CW13-1P) plaque.
3. NO CENTER LINE (CW8-12) signs and temporary pavement markings as per the WZ(STPM) standard shall be installed if yellow centerlines separating two way traffic are obscured or obliterated. Repeat NO CENTER LINE signs every two miles where the center line markings are not in place. The signs and markings shall remain in place until permanent pavement markings are installed.
4. Signs shall be spaced at the distances recommended as per BC standards.
5. Additional signs may be required as directed by the Engineer. Signs shall remain in place until final surface is applied. Signs shall be considered subsidiary to Item 502 "BARRICADES, SIGNS AND TRAFFIC HANDLING."
6. Signs shall be fabricated and mounted on supports as shown on the BC standards and/or listed on the "Compliant Work Zone Traffic Control Devices" list.
7. Short term markings shall not be used to simulate edge lines.
8. All signs shall be constructed in accordance with the details found in the "Standard Highway Sign Designs for Texas," latest edition.

Edge Condition	Edge Height (D)	* Warning Devices
①	Less than or equal to: 1/4" (maximum-planing) 1/2" (typical-overlay)	Sign: CW8-11
②	Less than or equal to 3"	Sign: CW8-11
③	Distance "D" may be a maximum of 3" if uneven lanes with edge condition 2 or 3 are open to traffic after work operations cease. Uneven lanes should not be open to traffic when "D" is greater than 3".	

TRAFFIC CONTROL DURING PLANING, OVERLAY AND LEVELING OPERATIONS ARE SHOWN ELSEWHERE IN THE PLANS.

MINIMUM WARNING SIGN SIZE	
Conventional roads	36" x 36"
Freeways/expressways, divided roadways	48" x 48"

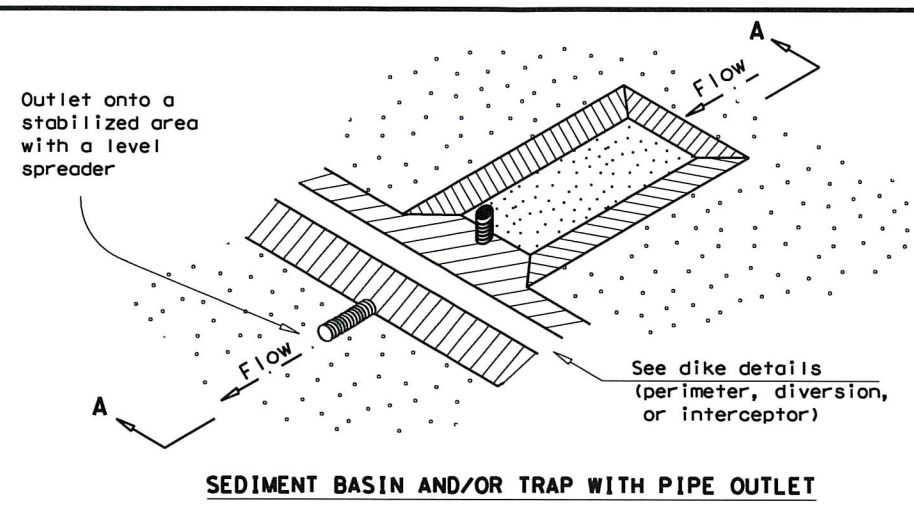
Traffic Operations Division Standard

SIGNING FOR UNEVEN LANES

WZ (UL) - 13

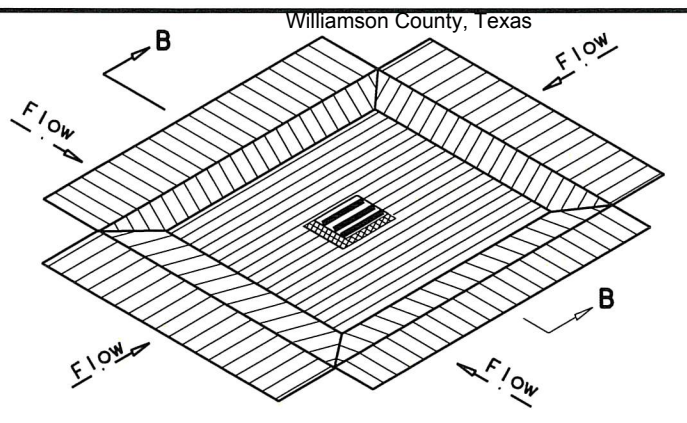
FILE: wzu1-13.dgn	DN: TxDOT	CK: TxDOT	DW: TxDOT	CK: TxDOT
© TxDOT April 1992	CONT	SECT	JOB	HIGHWAY
REVISIONS				
8-95 2-98 7-13	DIST	COUNTY	SHEET NO.	
1-97 3-03			1865	

DISCLAIMER: The use of this standard is governed by the "Texas Engineering Practice Act". No warranty of any kind is made by TxDOT for any purpose whatsoever. TxDOT assumes no responsibility for the conversion of this standard to other formats or for incorrect results or damages resulting from its use.



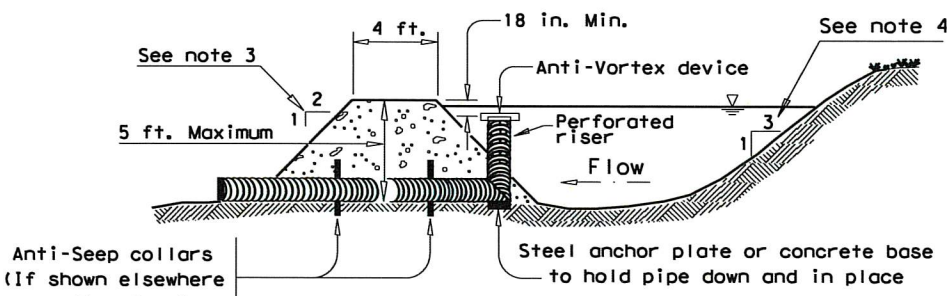
SEDIMENT BASIN AND/OR TRAP WITH PIPE OUTLET

ST/PO

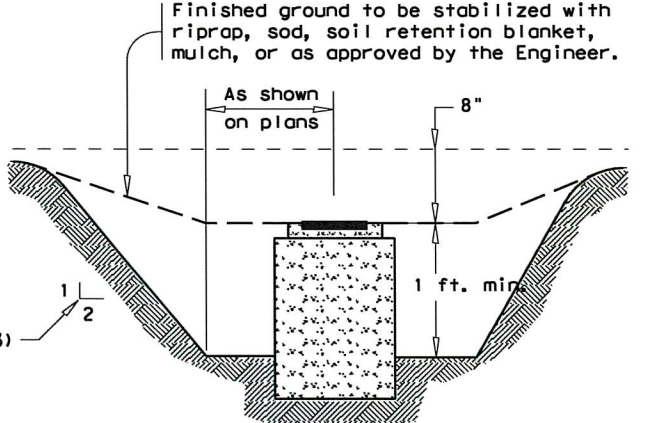


DROP INLET SEDIMENT TRAP

ST-DI

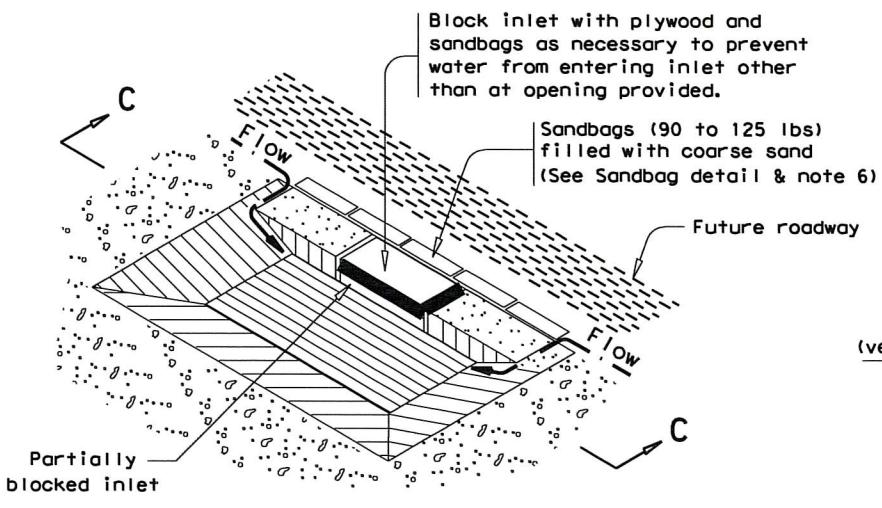


SECTION A-A



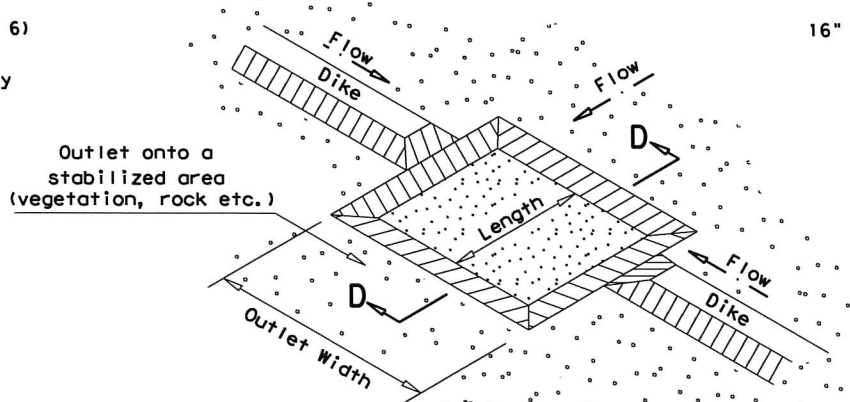
SECTION B-B

(See note 3)



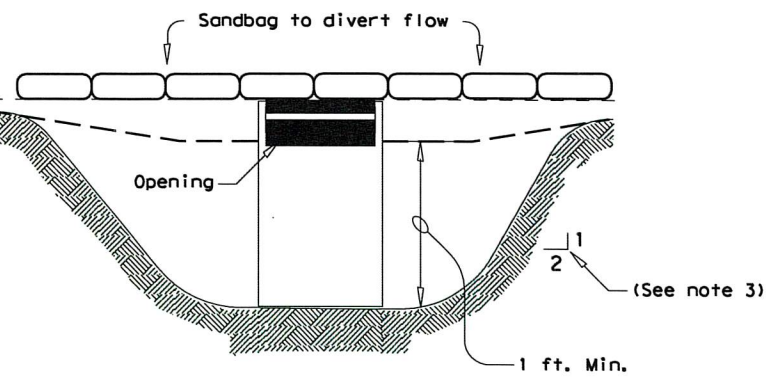
CURB INLET SEDIMENT TRAP

ST-CI

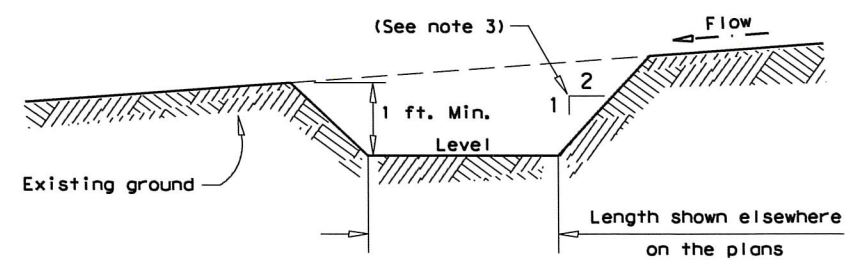


SEDIMENT TRAP WITH LEVEL STABILIZED OUTLET

ST



SECTION C-C



SECTION D-D

GENERAL NOTES

1. Pipe outlet material shall conform to the Item "Pipe Underdrains" or as accepted by the Engineer.
2. All pipe connections shall be watertight.
3. Side slopes within the safety clear zone of a roadway shall be 6:1 or flatter. Protect the traveling public from inlet stacks within the clear zone.
4. Sediment basins shall have side slopes of 3:1 or flatter.
5. The dimensions and limits of excavation for sediment basins and traps will be as shown elsewhere on the plans.
6. The sandbag material shall be made of polypropylene, polyethylene or polyamide woven fabric, min. unit weight 4 ounces /SY, Mullen burst strength exceeding 300 psi and ultraviolet stability exceeding 70%.
7. The guidelines shown hereon are suggestions only and may be modified by the Engineer.

SEDIMENT BASIN & TRAP USAGE GUIDELINES

A sediment basin and/or trap may be used to precipitate sediment out of runoff draining from an unstabilized area.

Basins: The drainage area for a sediment basin should not exceed 100 acres. The basin capacity shall be at least 1800 CF/Acre of drainage area (0.5" over the drainage area). If the disturbed area draining to the basin is larger than 10 acres, the basin capacity should be 3600 CF/Acre (1.0" over the drainage area).

The basin should have a 40 hour draw-down time with an emergency spillway. The spillway may be designed to pass the peak rate of runoff from a 25 year frequency storm. The 100 year storm should be investigated to consider possible flooding impacts.

The entrance into the basin should be protected from erosion. The basin should be cleaned when the capacity has been reduced by 1/3.

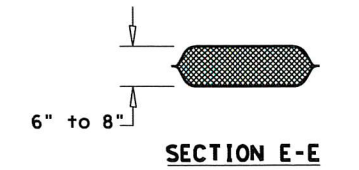
Traps: The drainage area for a sediment trap should not exceed 5 acres. The trap capacity should be 1800 CF/Acre (0.5" over the drainage area).

Sediment traps should be placed in the following locations:

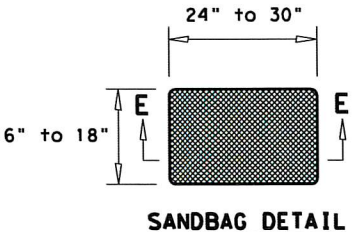
1. Within drainage ditches spaced @ 500' ± on center
2. Immediately preceding ditch inlets
3. Just before the drainage enters a water course
4. Just before the drainage leaves the right of way

The trap outlet may either be through a perforated riser and pipe assembly designed to achieve a 40 hour draw-down time or over a level stabilized area (vegetation, rock, etc.).

The trap should be cleaned when the capacity has been reduced by 1/2 or the sediment has accumulated to a depth of 1', whichever is less.



SECTION E-E



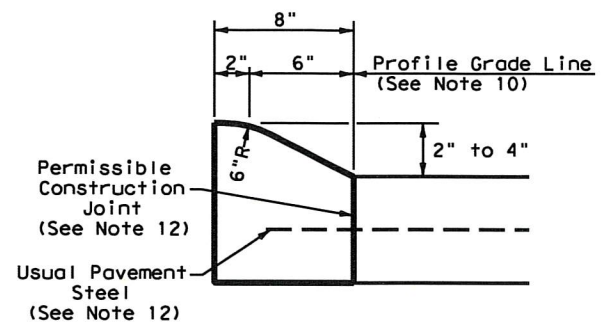
SANDBAG DETAIL

PLANS SHEET LEGEND

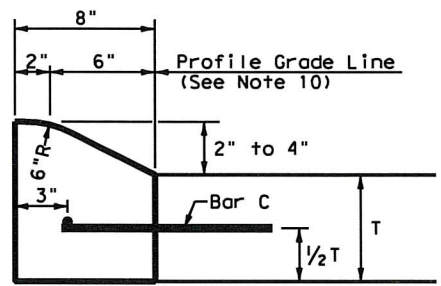
- ST/PO
Sediment Basin and / or Trap with Pipe Outlet
- ST-DI
Drop Inlet Sediment Trap
- ST-CI
Curb Inlet Sediment Trap
- ST
Sediment Trap with Level Stabilized Outlet

		Design Division Standard	
TEMPORARY EROSION, SEDIMENT AND WATER POLLUTION CONTROL MEASURES (EARTHWORK FOR EROSION CONTROL) EC (6) - 16			
FILE: ec616	DN: TxDOT	CK: KM	DW: VP
© TxDOT: JULY 2016	CONT	SECT	JOB
REVISIONS		HIGHWAY	
DIST	COUNTY	SHEET NO.	
		1966	

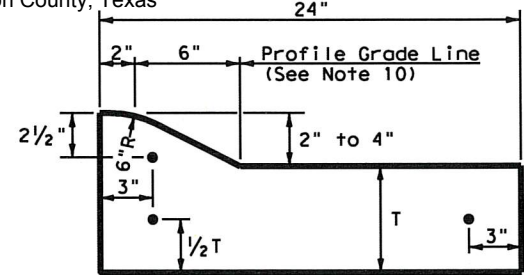
DISCLAIMER: The use of this standard is governed by the "Texas Engineering Practice Act". No warranty of any kind is made by TxDOT for any purpose whatsoever. TxDOT assumes no responsibility for the conversion of this standard to other formats or for incorrect results or damages resulting from its use.



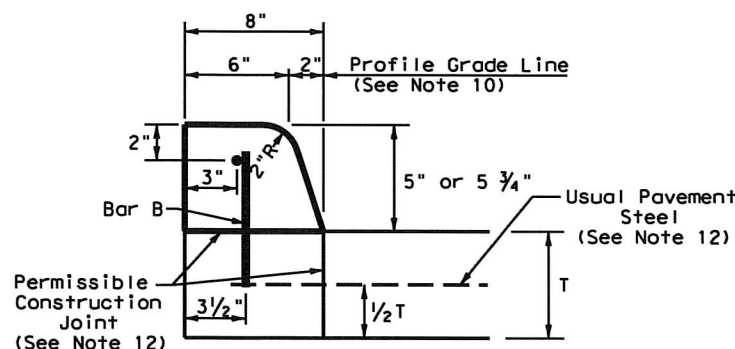
**TYPE I CURB (MONOLITHIC)
2" - 4" HEIGHT**



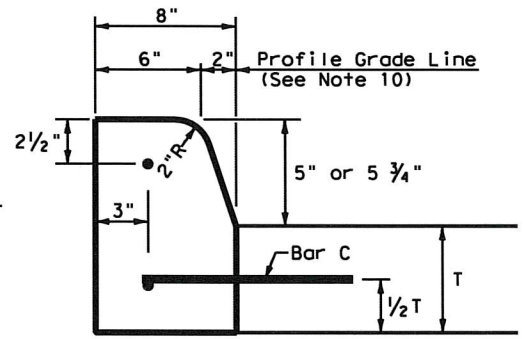
**TYPE I CURB
2" - 4" HEIGHT**



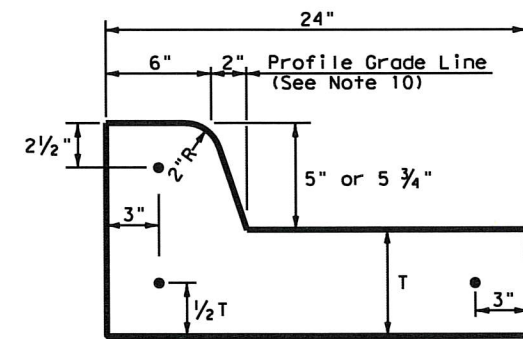
**TYPE I CURB AND GUTTER
2" - 4" HEIGHT**



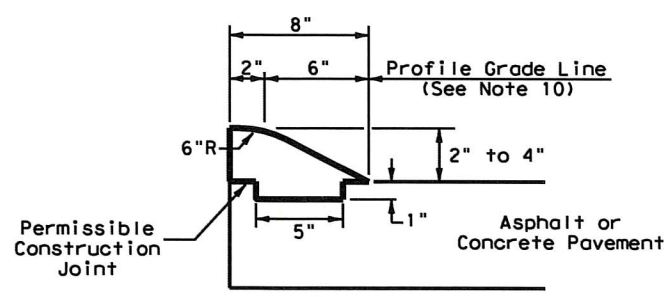
**TYPE II CURB (MONOLITHIC)
5" - 5 3/4" HEIGHT**



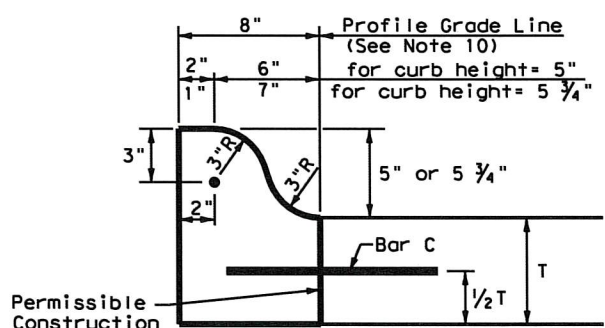
**TYPE II CURB
5" - 5 3/4" HEIGHT**



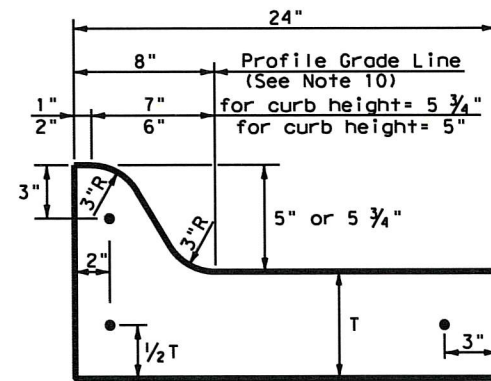
**TYPE II CURB AND GUTTER
5" - 5 3/4" HEIGHT**



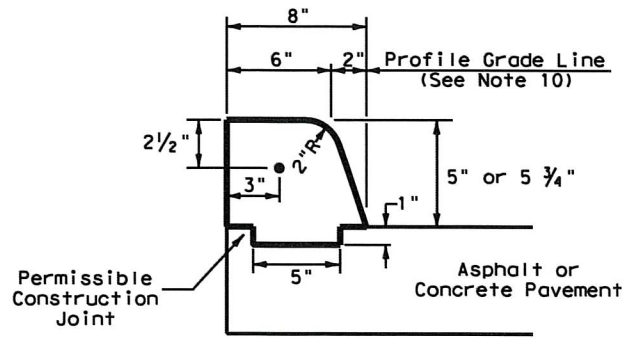
**TYPE III CURB (KEYED)
2" - 4" HEIGHT**



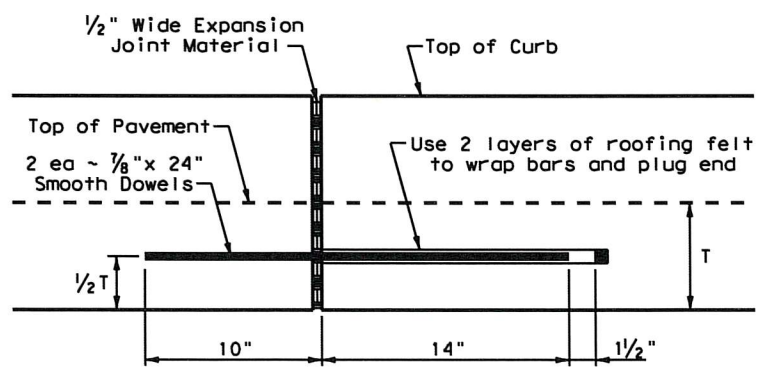
**TYPE IIa CURB
5" - 5 3/4" HEIGHT**



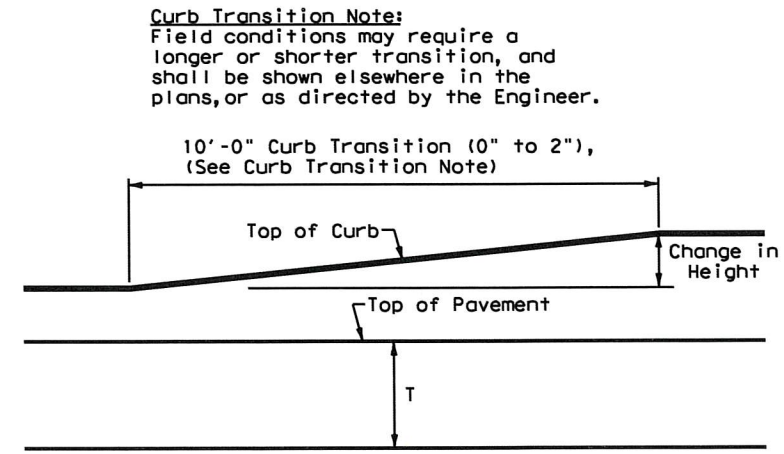
**TYPE IIa CURB AND GUTTER
5" - 5 3/4" HEIGHT**



**TYPE IV CURB (KEYED)
5" - 5 3/4" HEIGHT**



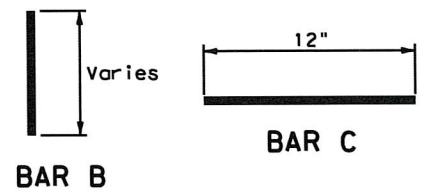
EXPANSION JOINT DETAIL



CURB TRANSITION
Note: To be paid for as Highest Curb

General Notes

- All materials and construction shall be in accordance with Item 529, "Concrete Curb, Gutter, and Combined Curb and Gutter."
- Concrete shall be Class A.
- When reinforcing bars are used, they shall be No.4 unless otherwise shown. The use of synthetic fiber in lieu of steel reinforcing is acceptable, provided the fiber producer is on the Department Producer List (MPL), maintained by TxDOT, Construction Division.
- Round exposed sharp edges with a rounding tool, to a minimum radius of 1/4 inch.
- All existing curbs and driveways to be removed shall be sawed or removed at existing joints.
- Where concrete curb is placed on existing concrete pavement, the pavement shall be drilled and the reinforcing bars grouted in place.
- Expansion and contraction joints shall be constructed to match pavement joints in all curbs and curb and gutter adjacent to jointed concrete pavement. Where placement of curb or curb and gutter is not adjacent to concrete pavement, expansion joints shall be provided at structures, curb returns at streets, and at locations directed by The Engineer.
- Vertical and horizontal dowel bars and transverse reinforcing bars shall be placed at four feet C-C.
- Dimension 'T' shown is the thickness of concrete pavement. When curb is installed adjacent to flexible pavement dimension 'T' is 8" maximum.
- Usual profile grade line. Refer to typical sections and plan-profile sheets for exact locations.
- One-half inch expansion joint material shall be provided where curb or curb and gutter is adjacent to sidewalk or riprap.
- When vertical permissible construction joints are used, resulting in a longitudinal construction joint in the pavement, the longitudinal pavement steel shall be placed in accordance with pavement details shown elsewhere in the plans for longitudinal construction joints. Reinforcing steel for curb section shall then conform to that required for concrete curb.



Curb Transition Note:
Field conditions may require a longer or shorter transition, and shall be shown elsewhere in the plans, or as directed by the Engineer.

		Design Division Standard	
<h2>CONCRETE CURB AND GUTTER</h2> <h3>CCCG-12</h3>			
FILE: cccg12.dgn	DN: TxDOT	CK: AM	DW: VP
© TxDOT: 1995	CONT	SECT	JOB
REVISIONS	DIST		COUNTY
UPDATED 2012 - VP	SHEET NO.		2067

**Bid Form
Windberry Path
Williamson County, Texas**

ITEM	NO	DESCRIPTION	UNITS	QTY	Unit Price	Total Price
104	6015	REMOVING CONC (SIDEWALKS)	SY	2		
104	6022	REMOVING CONC (CURB AND GUTTER)	LF	100		
160	6003	FURNISHING AND PLACING TOPSOIL (4")	SY	30		
162	6002	BLOCK SODDING	SY	30		
168	6001	VEGETATIVE WATERING	MG	1		
316	6175	AGGR (TY-B GR-4 SAC-B)	CY	22		
316	6466	ASPH (CHFRS-2P OR CRS-2P)	GAL	847		
340	6122	D - GR HMA(SQ) TY - D PG70 - 22	TON	200		
340	6246	D-GR HMA (SQ) TY-D PG64_22(LEVEL-UP)	TON	79		
354	6139	PLANE ASPH CONC PAV (1.5" TO 3")	SY	2418		
500	6001	MOBILIZATION	LS	1		
502	6001	BARRICADES, SIGNS AND TRAFFIC HANDLING	MO	1		
529	6008	CONC CURB & GUTTER (TY II)	LF	100		
531	6001	CONC SIDEWALKS (4")	SY	2		
TOTAL						

BID AFFIDAVIT

This form must be completed, signed, notarized and returned with Bid package

The undersigned attests that the company named below, under the provisions of Subtitle F, Title 10, Texas Government Code Chapter 2270:

1. Does not boycott Israel currently; and
2. Will not boycott Israel during the term of the contract.

Pursuant to Section 2270.001, Texas Government Code:

1. "Boycott Israel" means refusing to deal with, terminating business activities with, or otherwise taking any action that is intended to penalize, inflict economic harm on, or limit commercial relations specifically with Israel, or with a person or entity doing business in Israel or in an Israeli-controlled territory, but does not include an action made for ordinary business purposes; and
2. "Company" means a for-profit sole proprietorship, organization, association, corporation, partnership, joint venture, limited partnership, or any limited liability company, including a wholly owned subsidiary, majority-owned subsidiary, parent company or affiliate of those entities or business associations that exist to make a profit.

The undersigned certifies that the IFB and the Bidder's Bid have been carefully reviewed and are submitted as correct and final. Bidder further certifies and agrees to furnish any and/or all goods and/or services upon which prices are extended at the price Bid, and upon the conditions contained in the IFB.

I hereby certify that the foregoing Bid has not been prepared in collusion with any other Bidder or other person or persons engaged in the same line of business prior to the official opening of this Bid. Further, I certify that the Bidder is not now, nor has been for the past six (6) months, directly or indirectly concerned in any pool or agreement or combination, to control the price of services/commodities Bid on, or to influence any person or persons to submit a Bid or not to submit a Bid thereon."

Name of Bidder:	<input style="width: 100%;" type="text"/>
Address of Bidder:	<input style="width: 100%;" type="text"/>
Email:	<input style="width: 100%;" type="text"/>
Telephone:	<input style="width: 100%;" type="text"/>
Printed Name of Person Submitting Affidavit:	<input style="width: 100%;" type="text"/>
Signature of Person Submitting Affidavit:	<input style="width: 100%;" type="text"/>

Cooperative Purchasing Program

Check one of the following options below. A non-affirmative Bid will in no way have a negative impact on the County's evaluation of the Bid.

<input type="checkbox"/>	I will offer the quoted prices to all authorized entities during the term of the County's Contract.
<input type="checkbox"/>	I will not offer the quoted prices to all authorized entities.

If no box is checked, the Bidder agrees to make best efforts in good faith to offer the quoted prices to all authorized entities.

BEFORE ME, the undersigned authority, a Notary Public, personally appeared (Name of Signer), who after being by me duly sworn, did depose and say: "I, , (Name of Signer) am a duly authorized officer of/agent for (Name of Bidder) and have been duly authorized to execute the foregoing on behalf of the said (Name of Bidder).

SUBSCRIBED AND SWORN to before me by the above-named
 on this the day of , 20.

Notary Public in and for

The State of

The County of

SIGNATURE AND NOTARY NOT REQUIRED IF COMPLETING IN BIDS SYNC ELECTRONICALLY.

CONFLICT OF INTEREST QUESTIONNAIRE		Form CIQ
For vendor or other person doing business with local governmental entity		
<p>This questionnaire is being filed in accordance with chapter 176 of the Local Government Code by a person doing business with the governmental entity.</p> <p>By law this questionnaire must be filed with the records administrator of the local government not later than the 7th business day after the date the person becomes aware of facts that require the statement to be filed. See Section 176.006, Local Government Code.</p> <p>A person commits an offense if the person violates Section 176.006, Local Government Code. An offense under this section is a Class C misdemeanor.</p>		<p>OFFICE USE ONLY</p> <p>Date Received</p> <div style="border: 1px solid black; width: 100px; height: 20px; margin: 0 auto;"></div>
1	<p>Name of person doing business with local governmental entity.</p> <div style="border: 1px solid black; width: 100%; height: 20px; margin-top: 5px;"></div>	
2	<p>Check this box if you are filing an update to a previously filed questionnaire.</p> <p><input type="checkbox"/></p> <p>(The law requires that you file an updated completed questionnaire with the appropriate filing authority not later than September 1 of the year for which an activity described in Section 176.006(a), Local Government Code, is pending and not later than the 7th business day after the date the originally filed questionnaire becomes incomplete or inaccurate.)</p>	
3	<p>Describe each affiliation or business relationship with an employee or contractor of the local governmental entity who makes recommendations to a local government officer of the local governmental entity with respect to expenditure of money.</p> <div style="border: 1px solid black; width: 100%; height: 60px; margin-top: 10px;"></div>	
4	<p>Describe each affiliation or business relationship with a person who is a local government officer and who appoints or employs a local government officer of the local governmental entity that is the subject of this questionnaire.</p> <div style="border: 1px solid black; width: 100%; height: 60px; margin-top: 10px;"></div>	

<p>CONFLICT OF INTEREST QUESTIONNAIRE For vendor or other person doing business with local governmental entity</p>	<p>Form CIQ Page 2</p>	
<p>5</p>	<p>Name of local government officer with whom filer has affiliation or business relationship. (Complete this section only if the answer to A, B, or C is YES.)</p> <p>This section, item 5 including subparts A, B, C & D, must be completed for each officer with whom the filer has affiliation or other relationship. Attach additional pages to this Form CIQ as necessary.</p> <p>A. Is the local government officer named in this section receiving or likely to receive taxable income from the filer of the questionnaire? <input type="checkbox"/> Yes <input type="checkbox"/> No</p> <p>B. Is the filer of the questionnaire receiving or likely to receive taxable income from or at the direction of the local government officer named in this section AND the taxable income is not from the local governmental entity? <input type="checkbox"/> Yes <input type="checkbox"/> No</p> <p>C. Is the filer of this questionnaire affiliated with a corporation or other business entity that the local government officer serves as an officer or director, or holds an ownership of 10 percent or more? <input type="checkbox"/> Yes <input type="checkbox"/> No</p> <p>D. Describe each affiliation or business relationship.</p> <div style="border: 1px solid black; height: 40px; margin-top: 5px;"></div>	
	<p>6. Describe any other affiliation or business relationship that might cause conflict of interest:</p> <div style="border: 1px solid black; height: 40px; margin-top: 5px;"></div>	
<p>7</p>	<div style="border: 1px solid black; width: 80%; margin: 0 auto; height: 20px;"></div>	<div style="border: 1px solid black; width: 80%; margin: 0 auto; height: 20px;"></div>
	<p>Signature of person doing business with the governmental entity</p>	<p>Date</p>
<p>Signature not required if completing in BIDSYNC electronically.</p>		

Bidder References

List the last (3) companies or governmental agencies, where the same or similar goods and/or services as contained in this IFB package, were recently provided by Bidder.

Reference 1

Client Name:

Location:

Contact Name:

Title:

Phone:

E-mail

Contract Date To:

Contract Date From:

Contract Value: \$

Scope of Work:

Reference 2

Client Name:

Location:

Contact Name:

Title:

Phone:

E-mail

Contract Date To:

Contract Date From:

Contract Value: \$

Scope of Work:

Reference 3

Client Name:

Location:

Contact Name:

Title:

Phone:

E-mail

Contract Date To:

Contract Date From:

Contract Value: \$

Scope of Work:

Question and Answers for Bid #1804-224 - Windberry Path - Milling & Overlay, Curb & Gutter and Sidewalk Replacements

Overall Bid Questions

There are no questions associated with this bid.