

FirstSouthwest
AssetManagement
A Hilltop Holdings Company.



Investment Portfolio Summary

Williamson County



For the Quarter Ended

March 31, 2018

Prepared by
FirstSouthwest Asset Management

MARKET RECAP - MARCH 2018:

Repeating the pattern of recent months, economic data got off to a good start in early March, then faltered as the month progressed. The Conference Board's survey of consumer confidence jumped to a 17-year high of 130.8 in February, as Americans anticipated bigger paychecks resulting from recent tax reform. Purchasing managers were also quite upbeat as the ISM manufacturing index climbed to 60.8 in February, the highest since May 2004, while the ISM non-manufacturing (service sector) index slipped to 59.5 in February ... still within half a point of a 13 year high. Nonfarm payrolls rose by +313k last month, far exceeding the +205k median forecast, while net revisions to the previous two months added another +54k. The three-month average of +242k is the strongest pace of job creation in 18 months. The unemployment rate held steady at +4.1% for the fifth straight month. Despite strong job creation, wages remained surprisingly low. Hourly earnings rose by just +0.1% in February, while the year-over-year increase slipped from a revised +2.8% in January to +2.6%. This was the most important number in the report as it indicates that wage inflation isn't the concern it appeared to be in January. Americans may have slightly fatter paychecks as a result of recent tax reform; but there are few signs consumers are choosing to spend those extra dollars. Headline retail sales fell by -0.1% in February, well below the +0.3% median forecast, and identical to the revised January decline. Car and truck sales registered the fourth straight monthly decline. Inflation measures were generally well-behaved in February as both the headline and core consumer price index (CPI) rose +0.2% in February. The year-over-year pace of overall CPI rose from +2.1% to +2.2%, while core CPI held steady at +1.8%. The final measure of fourth quarter GDP climbed from an annualized quarterly pace of +2.7% to +2.9%. Core PCE was revised at +1.9% for the quarter, holding the year-over-year rate at +1.5%, still well below the Fed's +2.0% inflation target.

The FOMC looked past the weak consumer spending and tame inflation readings, focusing instead on the strong job market, and voted unanimously to raise the overnight fed funds target by 25 basis points to a range of 1.50% to 1.75%. It was the sixth 25 basis point increase since the "liftoff" from zero began in December 2015. The latest "dot plot" still indicates a total of three hikes in 2018, but the dots themselves have risen and are now just one dot away from four hikes in 2018. The 2019 projection rose from two to three hikes with two still expected in 2020. The official statement had a hawkish slant, which pushed the 2-year Treasury note yield to a cycle high of 2.35% while the 10-year rose to 2.90%.

Stock markets suffered through another difficult month. The initial salvo was President Trump's announcement that he would impose tariffs of 25% on imported steel and 10% on imported aluminum. That was enough to turn the DOW's 40 point gain into a 450 point loss on the first day of the month. A mid-March announcement of \$50 billion in tariffs on some 1,300 imported Chinese products added to fears of a trade war and sparked a 724 point drop in the DOW. Hawkish rhetoric from the Fed also contributed to stock weakness through much of the month. Revelations surrounding the use and abuse of Facebook user data ignited concerns that regulators would begin to crack down on Facebook, Google, Microsoft, et al, hammering those shares. As the month drew to a close, President Trump went after Amazon in a series of threatening tweets, sending its stock plunging. For the month of March, the DOW extended February's -4.3% decline with another -3.7% loss, the S&P 500 shed another -2.7% on top of February's -3.9%, and the NASDAQ followed up last month's -1.9% decline by falling -2.9%. Equity market weakness would drive a modest flight to safety rally in bonds as the month drew to a close, pulling the yield on the two-year Treasury down to 2.27% and the 10-year down to 2.74%.

Report Name

- Certification Page
- Executive Summary
- Benchmark Comparison
- Detail of Security Holdings
- Change in Value
- Earned Income
- Investment Transactions
- Amortization and Accretion
- Projected Fixed Income Cash Flows

For the Quarter Ended
March 31, 2018

This report is prepared for the Williamson County (the "Entity") in accordance with Chapter 2256 of the Texas Public Funds Investment Act ("PFIA"). Section 2256.023(a) of the PFIA states that: "Not less than quarterly, the investment officer shall prepare and submit to the governing body of the entity a written report of the investment transactions for all funds covered by this chapter for the preceding reporting period." This report is signed by the Entity's investment officers and includes the disclosures required in the PFIA. To the extent possible, market prices have been obtained from independent pricing sources.

The investment portfolio complied with the PFIA and the Entity's approved Investment Policy and Strategy throughout the period. All investment transactions made in the portfolio during this period were made on behalf of the Entity and were made in full compliance with the PFIA and the approved Investment Policy.

Officer Names and Titles:



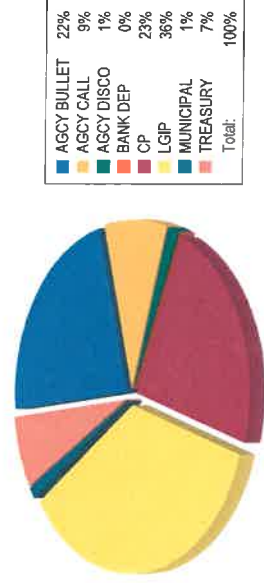
Name: D. Scott Heselmeier

Title: County Treasurer

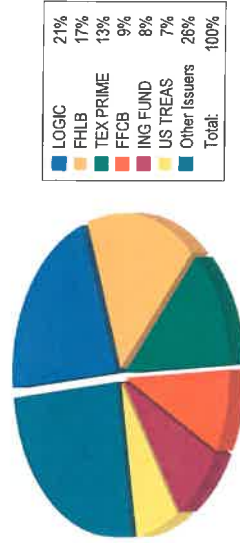
Account Summary

	Beginning Values as of 12/31/17	Ending Values as of 03/31/18
Par Value	578,201,370.19	564,649,386.67
Market Value	576,988,297.50	562,711,345.87
Book Value	577,524,813.60	563,518,381.96
Unrealized Gain/(Loss)	(536,516.10)	(807,036.09)
Market Value %	99.91%	99.86%
Weighted Avg. YTW	1.385%	1.630%
Weighted Avg. YTM	1.385%	1.630%

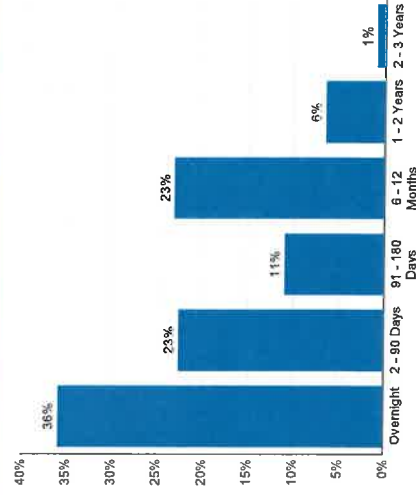
Allocation by Security Type



Allocation by Issuer




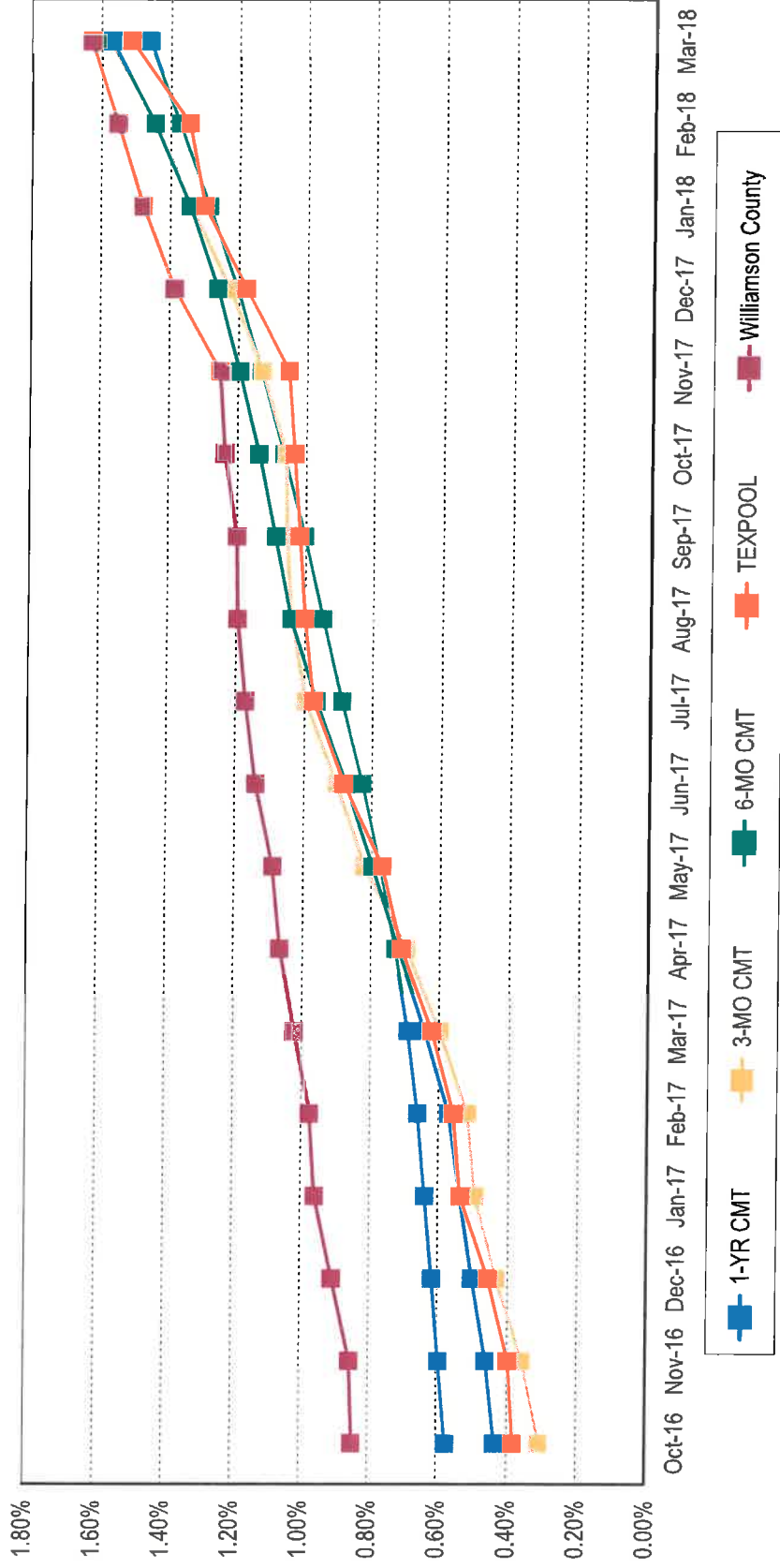
Maturity Distribution %



Weighted Average Days to Maturity: 118

Credit Quality





Note 1: CMT stands for Constant Maturity Treasury. This data is published in Federal Reserve Statistical Release H.15 and represents an average of all actively traded Treasury securities having that time remaining until maturity. This is a standard industry benchmark for Treasury securities. The CMT benchmarks are moving averages. The 3-month CMT is the daily average for the previous 3 months, the 6-month CMT is the daily average for the previous 6 months, and the 1-year and 2-year CMT's are the daily averages for the previous 12-months.

Note 2: Benchmark data for TexPool is the monthly average yield.

CUSIP	Settle Date	Sec. Type	Sec. Description	CPN	Mty Date	Next Call	Call Type	Par Value	Purch Price	Orig Cost	Book Value	Mkt Price	Market Value	Days to Mty	Days to Call	YTM	YTW
2013 Park Bond																	
LOGIC		LGIP	LOGIC					11,994,354.72	100.000	11,994,354.72	11,994,354.72	100.000	11,994,354.72	1		1.723	1.723
48306BE35	11/15/17	CP - DISC	Kaiser Foundation Hospital		05/03/18			5,000,000.00	99.305	4,965,261.11	4,993,422.20	99.791	4,969,575.00	33		1.490	1.490
46640QKW0	02/05/18	CP - DISC	J.P. Morgan Sec		10/30/18			5,000,000.00	98.428	4,921,383.33	4,937,577.80	98.523	4,926,155.00	213		2.154	2.154
912828V56	02/05/18	TREAS NOTE	U.S. Treasury	1.125	01/31/19			4,000,000.00	99.203	3,968,125.00	3,973,012.44	99.203	3,968,124.00	306		1.945	1.945
Total for: 2013 Park Bond									99.444	25,849,124.16	25,898,387.16	99.556	25,876,208.72	94		1.794	1.794
2013 Road Bond																	
LOGIC		LGIP	LOGIC					46,237,118.64	100.000	46,237,118.64	46,237,118.64	100.000	46,237,118.64	1		1.723	1.723
3133EG3A1	01/31/17	AGCY BULET	FFCB	1.040	04/04/18			9,000,000.00	100.058	9,005,256.00	9,000,037.26	99.987	8,999,730.00	4		0.990	0.990
92181PD90	09/01/17	CP - DISC	Vanderbilt Univ		04/09/18			7,000,000.00	99.132	6,939,255.56	6,937,791.08	99.959	6,997,095.00	9		1.432	1.432
912828Q68	04/27/17	TREAS NOTE	U.S. Treasury	2.625	04/30/18			7,000,000.00	101.504	7,105,273.44	7,008,388.31	100.079	7,005,502.00	30		1.121	1.121
36164KEE7	08/22/17	CP - DISC	GE Capital Treasury		05/14/18			4,000,000.00	98.969	3,988,777.78	3,993,311.12	99.758	3,990,336.00	44		1.415	1.415
46640QEV9	09/01/17	CP - DISC	J.P. Morgan Sec		05/29/18			5,000,000.00	98.845	4,942,250.00	4,987,594.45	99.648	4,982,380.00	59		1.558	1.558
313379D73	02/13/17	AGCY BULET	FHLB	1.250	06/08/18			9,000,000.00	100.300	9,027,000.00	9,003,828.96	99.901	8,991,126.00	69		1.020	1.020
46640QGL9	10/26/17	CP - DISC	J.P. Morgan Sec		07/20/18			2,000,000.00	98.754	1,975,080.00	1,989,733.34	99.254	1,985,072.00	111		1.701	1.701
912828QY9	07/07/17	TREAS NOTE	U.S. Treasury	2.250	07/31/18			5,000,000.00	101.000	5,050,000.00	5,015,737.80	100.137	5,006,835.00	122		1.302	1.302
46640QH2	12/08/17	CP - DISC	J.P. Morgan Sec		08/31/18			4,700,000.00	98.633	4,635,753.61	4,663,287.78	98.980	4,652,060.00	153		1.876	1.876
3130ACYC2	12/08/17	AGCY BULET	FHLB	1.625	12/04/18			20,000,000.00	99.910	19,982,000.00	19,987,694.00	99.706	19,941,220.00	248		1.717	1.717
912828V56	02/01/18	TREAS NOTE	U.S. Treasury	1.125	01/31/19			8,000,000.00	99.199	7,935,937.50	7,946,357.20	99.203	7,936,248.00	306		1.940	1.940
3133EHP23	12/08/17	AGCY BULET	FFCB	1.500	02/06/19			5,000,000.00	99.716	4,985,800.00	4,989,603.80	99.499	4,974,930.00	312		1.748	1.748
3133782M2	12/08/17	AGCY BULET	FHLB	1.500	03/08/19			6,000,000.00	99.675	5,980,500.00	5,985,387.38	99.401	5,964,090.00	342		1.763	1.763
3133782M2	12/18/17	AGCY BULET	FHLB	1.500	03/08/19			2,845,000.00	99.621	2,834,217.45	2,836,740.74	99.401	2,827,972.68	342		1.814	1.814
3133782M2	12/18/17	AGCY BULET	FHLB	1.500	03/08/19			7,155,000.00	99.621	7,127,882.55	7,134,228.46	99.401	7,112,177.33	342		1.814	1.814
3130ABKQ8	12/18/17	AGCY CALL	FHLB	1.500	06/28/19	6/28/2018	QRTLY	19,675,000.00	99.427	19,562,262.25	19,563,202.55	99.148	19,507,329.65	454	89	1.882	1.882
Total for: 2013 Road Bond									99.806	167,284,364.78	167,360,052.87	99.702	167,111,222.30	157		1.623	1.623

CUSIP	Settle Date	Sec. Type	Sec. Description	CPN	Mty Date	Next Call	Call Type	Par Value	Purch Price	Orig Cost	Book Value	Mkt Price	Market Value	Days to Mty	Days to Call	YTM	YTW
2015 CO Bonds																	
LOGIC		LGIP	LOGIC					3,027,136.91	100.000	3,027,136.91	3,027,136.91	100.000	3,027,136.91	1		1.723	1.723
3133EG3A1	01/31/17	AGCY BULET	FFCB	1.040	04/04/18			6,000,000.00	100.058	6,003,504.00	6,000,024.84	99.997	5,999,820.00	4		0.990	0.990
3135G0WJ8	06/12/17	AGCY BULET	FNMA	0.875	05/21/18			3,000,000.00	99.668	2,990,040.00	2,998,527.60	99.884	2,995,514.00	51		1.231	1.231
89233HJU9	01/03/18	CP - DISC	Toyota Mtr Cr		09/28/18			8,000,000.00	98.638	7,891,013.33	7,926,800.00	98.810	7,904,760.00	181		1.855	1.855
4497W1L20	02/05/18	CP - DISC	ING Funding		11/02/18			7,000,000.00	98.425	6,889,750.00	6,912,208.31	98.498	6,894,874.00	216		2.134	2.134
912828F53	02/05/18	TREAS NOTE	U.S. Treasury	0.750	02/15/19			5,000,000.00	98.766	4,938,281.25	4,947,336.75	98.828	4,941,405.00	321		1.970	1.970
Total for 2015 CO Bonds									99.106	31,739,725.49	31,812,034.41	99.183	31,764,509.91	148		1.699	1.699
Conservation Fund																	
TEXPRIME		LGIP	TexPool Prime					1,126,349.57	100.000	1,126,349.57	1,126,349.57	100.000	1,126,349.57	1		1.707	1.707
3130A8PK3	02/06/17	AGCY BULET	FHLB	0.625	09/07/18			1,500,000.00	99.325	1,489,875.00	1,497,629.15	99.548	1,493,226.00	129		1.079	1.079
46640QKW0	02/06/18	CP - DISC	J.P.Morgan Sec		10/30/18			1,000,000.00	98.434	984,335.56	987,515.56	98.523	985,231.00	213		2.154	2.154
Total for Conservation Fund									99.292	3,600,560.13	3,611,494.28	99.409	3,604,806.57	112		1.569	1.569
County Benefits Program																	
TEXPRIME		LGIP	TexPool Prime					3,252,384.99	100.000	3,252,384.99	3,252,384.99	100.000	3,252,384.99	1		1.707	1.707
Total for County Benefits Program									100.000	3,252,384.99	3,252,384.99	100.000	3,252,384.99	1		1.707	1.707
City Clerk Record Mgmt & Preservation																	
TEXPOOL		LGIP	TexPool					1,412,169.95	100.000	1,412,169.95	1,412,169.95	100.000	1,412,169.95	1		1.516	1.516
912828SH4	03/01/18	TREAS NOTE	U.S. Treasury	1.375	02/28/19			500,000.00	99.293	496,464.84	496,761.91	99.324	496,621.00	334		2.095	2.095
Total for City Clerk Record Mgmt & Preservation									99.816	1,908,634.79	1,908,931.86	99.824	1,908,790.95	88		1.666	1.666

CUSIP	Settle Date	Sec. Type	Sec. Description	CPN	Mty Date	Next Call	Call Type	Par Value	Purch Price	Orig Cost	Book Value	Mkt Price	Market Value	Days to Mty	Days to Call	YTM	YTW
City Clerk Records Archive																	
TEXPOOL 912828SH4	03/01/18	LGIP TREAS NOTE	TexPool U.S. Treasury	1.375	02/28/19			1,441,938.82 500,000.00	100.000 99.293	1,441,938.82 496,464.84	1,441,938.82 496,761.91	100.000 99.324	1,441,938.82 496,621.00	1	334	1.516 2.095	1.516 2.095
Total for City Clerk Records Archive																	
Debt Service Fund																	
TEXPRIME		LGIP	TexPool Prime					36,557,221.50	100.000	36,557,221.50	36,557,221.50	100.000	36,557,221.50	1		1.707	1.707
Total for Debt Service Fund																	
Future Environmental Liability																	
TEXPRIME 912828WD8	12/01/17	LGIP TREAS NOTE	TexPool Prime U.S. Treasury	1.250	10/31/18			4,053.75 1,525,000.00	100.000 99.648	4,053.75 1,519,638.67	4,053.75 1,521,593.00	100.000 99.574	4,053.75 1,518,506.55	1	214	1.707 1.639	1.707 1.639
Total for Future Environmental Liability																	

CUSIP	Settle Date	Sec. Type	Sec. Description	CPN	Mty Date	Next Call	Call Type	Par Value	Purch Price	Orig Cost	Book Value	Mkt Price	Market Value	Days to Mty	Days to Call	YTM	YTW
LOGIC		LGIP	LOGIC					54,759,100.05	100.000	54,759,100.05	54,759,100.05	100.000	54,759,100.05	1		1.723	1.723
TEXPOOL		LGIP	TexPool					3,050.60	100.000	3,050.60	3,050.60	100.000	3,050.60	1		1.516	1.516
TEXPRIME		LGIP	TexPool Prime					1,297,887.89	100.000	1,297,887.89	1,297,887.89	100.000	1,297,887.89	1		1.707	1.707
WF-CASH		BANK/DEP	Wells Fargo					382,515.82	100.000	382,515.82	382,515.82	100.000	382,515.82	1		0.000	0.000
8827234A4	11/02/16	MUNICIPAL	TX Trans Comm Hwy Impt GO	5.000	04/01/18			2,000,000.00	105.775	2,115,500.00	2,000,000.00	100.000	2,000,000.00	1		0.882	0.882
4497W1DP8	12/20/17	CP - DISC	ING Funding		04/23/18			7,000,000.00	99.428	6,959,975.56	6,992,898.92	99.867	6,990,683.00	23		1.670	1.670
48306BE35	11/15/17	CP - DISC	Kaiser Foundation Hospital		05/03/18			7,000,000.00	99.305	6,951,365.56	6,990,791.08	99.791	6,985,405.00	33		1.490	1.490
3134G9UD0	05/17/16	AGCY CALL	FHLMC	1.000	05/11/18	Expired	QRTLY	5,000,000.00	100.000	5,000,000.00	5,000,000.00	99.913	4,995,660.00	41		1.000	1.000
74081KEB4	12/20/17	CP - DISC	Harvard Univ		05/11/18			7,000,000.00	99.345	6,954,165.56	6,987,088.92	99.773	6,984,096.00	41		1.671	1.671
89233HF41	12/20/17	CP - DISC	Toyota Mtr Cr		06/04/18			7,000,000.00	99.225	6,945,773.33	6,979,083.31	99.619	6,973,316.00	65		1.693	1.693
6884DF72	02/01/18	CP - DISC	Northwestern Univ		06/07/18			5,500,000.00	99.395	5,466,697.50	5,482,291.54	99.615	5,478,808.50	68		1.741	1.741
313379DT3	06/16/17	AGCY BULET	FHLB	1.250	06/07/18			7,000,000.00	99.977	6,998,390.00	6,999,693.75	99.901	6,993,098.00	69		1.274	1.274
46640QFV8	10/03/17	CP - DISC	J.P. Morgan Sec		06/29/18			3,000,000.00	98.780	2,963,665.00	2,987,985.00	99.394	2,981,823.00	90		1.640	1.640
4497W1GD2	01/12/18	CP - DISC	ING Funding		07/13/18			7,000,000.00	99.070	6,934,884.44	6,963,148.92	99.337	6,953,583.00	104		1.857	1.857
742651DS8	06/28/17	AGCY BULET	PEFCO	1.875	07/15/18			1,800,000.00	100.569	1,810,236.60	1,802,835.43	99.997	1,799,944.20	106		1.326	1.326
4497W1GL4	01/08/18	CP - DISC	ING Funding		07/20/18			7,000,000.00	99.030	6,932,074.72	6,961,296.08	99.289	6,950,209.00	111		1.828	1.828
4497W1HA7	02/13/18	CP - DISC	ING Funding		08/10/18			7,000,000.00	99.006	6,930,431.67	6,948,800.81	99.138	6,939,632.00	132		2.030	2.030
91282K82	12/20/17	TREAS NOTE	U.S. Treasury	1.000	08/15/18			7,000,000.00	99.605	6,972,382.81	6,984,154.45	99.684	6,977,852.00	137		1.607	1.607
36164KJA0	12/20/17	CP - DISC	GE Capital Treasury		09/10/18			7,000,000.00	98.665	6,906,573.33	6,942,670.00	98.987	6,929,097.00	163		1.845	1.845
46640QJM4	01/08/18	CP - DISC	J.P. Morgan Sec		09/21/18			7,000,000.00	98.613	6,902,933.33	6,934,404.19	98.822	6,917,526.00	174		1.977	1.977
3134G9NM5	06/28/16	AGCY CALL	FHLMC	1.150	09/28/18	6/28/2018	QRTLY	5,500,000.00	100.000	5,500,000.00	5,500,000.00	99.603	5,478,143.00	181	89	1.150	1.150
23542JBD6	07/07/16	MUNICIPAL	Dallas Withws & Swr	0.985	10/01/18			5,000,000.00	100.000	5,000,000.00	5,000,000.00	99.460	4,973,000.00	184		0.985	0.985
3133EFLY1	10/29/15	AGCY BULET	FFCB	0.930	10/29/18			5,000,000.00	99.874	4,993,660.00	4,998,768.80	99.445	4,972,270.00	212		0.973	0.973
3136S1KL2	05/25/17	AGCY CALL	FNMA	1.150	10/30/18	4/30/2018	QRTLY	7,000,000.00	99.750	6,982,500.00	6,992,867.35	99.485	6,963,964.00	213	30	1.327	1.327
742651DG4	02/17/17	AGCY BULET	PEFCO	4.375	03/15/19			2,000,000.00	106.019	2,120,380.00	2,055,804.08	101.886	2,037,718.00	349		1.424	1.424
3133EGZK4	10/31/16	AGCY CALL	FFCB	1.070	04/24/19	Anytime	CONT	7,000,000.00	99.841	6,988,870.00	6,995,190.58	98.712	6,909,861.00	389	5	1.135	1.135
313379EE5	02/15/18	AGCY BULET	FHLB	1.625	06/14/19			5,000,000.00	99.353	4,967,650.00	4,970,738.00	99.334	4,965,695.00	440		2.120	2.120
3135G0T86	11/09/17	AGCY CALL	FNMA	1.950	11/09/20	5/9/2018	QRTLY	5,000,000.00	99.930	4,996,500.00	4,996,948.95	98.603	4,930,130.00	954	39	1.974	1.974

Total for General Fund 192,242,354.36 99.740 191,737,203.77 191,910,014.52 99.628 191,525,068.06 121 1.609 1.609

CUSIP	Settle Date	Sec. Type	Sec. Description	CPN	Mty Date	Next Call	Call Type	Par Value	Purch Price	Orig Cost	Book Value	Mkt Price	Market Value	Days to Mty	Days to Call	YTM	YTW
Northwoods Rd Debt Service Fund																	
LOGIC		LGIP	LOGIC					494,247.84	100.000	494,247.84	494,247.84	100.000	494,247.84	1		1.723	1.723
Total for Northwoods Rd Debt Service Fund																	
								494,247.84	100.000	494,247.84	494,247.84	100.000	494,247.84	1		1.723	1.723
Northwoods Rd Operating Fund																	
LOGIC		LGIP	LOGIC					40,339.11	100.000	40,339.11	40,339.11	100.000	40,339.11	1		1.723	1.723
Total for Northwoods Rd Operating Fund																	
								40,339.11	100.000	40,339.11	40,339.11	100.000	40,339.11	1		1.723	1.723
Pass Toll Series 2009																	
TEXPRIME		LGIP	TexPool Prime					407,649.03	100.000	407,649.03	407,649.03	100.000	407,649.03	1		1.707	1.707
Total for Pass Toll Series 2009																	
								407,649.03	100.000	407,649.03	407,649.03	100.000	407,649.03	1		1.707	1.707
Paesthrough Toll Reimb																	
LOGIC		LGIP	LOGIC					499,950.95	100.000	499,950.95	499,950.95	100.000	499,950.95	1		1.723	1.723
313313VJ4	06/09/17	AGCY DISCO	FFCB		04/10/18			8,000,000.00	98.983	7,918,666.67	7,997,600.00	99.963	7,997,048.00	10		1.212	1.212
3133EF3B1	04/27/17	AGCY BULET	FFCB	0.750	04/18/18			6,155,000.00	99.639	6,132,780.45	6,153,921.15	99.954	6,152,137.93	18		1.123	1.123
3130A4GJ5	05/04/17	AGCY BULET	FHLB	1.125	04/25/18			4,800,000.00	99.963	4,798,224.00	4,799,878.46	99.959	4,798,008.00	25		1.163	1.163
3130A9AE1	09/08/17	AGCY BULET	FHLB	0.875	10/01/18			8,615,000.00	99.571	8,578,041.65	8,597,574.27	99.440	8,566,730.16	184		1.282	1.282
4497W1LM6	03/01/18	CP - DISC	ING Funding		11/21/18			10,000,000.00	98.307	-9,830,694.44	9,850,500.00	98.348	9,834,820.00	235		2.340	2.340
313376BR5	09/22/17	AGCY BULET	FHLB	1.750	12/14/18			3,600,000.00	100.451	3,616,254.00	3,609,347.18	98.763	3,591,115.20	258		1.377	1.377
Total for Paesthrough Toll Reimb																	
								41,669,950.95	99.295	41,374,612.16	41,508,772.01	99.452	41,439,810.24	124		1.496	1.496
Pearson Place Debt Service Fund																	
LOGIC		LGIP	LOGIC					1,163,804.61	100.000	1,163,804.61	1,163,804.61	100.000	1,163,804.61	1		1.723	1.723
Total for Pearson Place Debt Service Fund																	
								1,163,804.61	100.000	1,163,804.61	1,163,804.61	100.000	1,163,804.61	1		1.723	1.723

CUSIP	Settle Date	Sec. Type	Sec. Description	CPN	Mty Date	Next Call	Call Type	Par Value	Purch Price	Orig Cost	Book Value	Mkt Price	Market Value	Days to Mty	Days to Call	YTM	YTW
Pooled Funds																	
Road and Bridge General																	
TEXPOOL		LGIP	TexPool					7,727,662.58	100.000	7,727,662.58	7,727,662.58	100.000	7,727,662.58	1		1.516	1.516
TEXPRIME		LGIP	TexPool Prime					11,278,691.17	100.000	11,278,691.17	11,278,691.17	100.000	11,278,691.17	1		1.707	1.707
Total for Pooled Funds									19,006,353.75	100.000	19,006,353.75	100.000	19,006,353.75	1		1.629	1.629
Road and Bridge General																	
TEXPOOL		LGIP	TexPool					24,919.11	100.000	24,919.11	24,919.11	100.000	24,919.11	1		1.516	1.516
TEXPRIME		LGIP	TexPool Prime					11,825,790.11	100.000	11,825,790.11	11,825,790.11	100.000	11,825,790.11	1		1.707	1.707
3135G0WJ8	06/09/17	AGCY BULET	FNMA	0.875	05/21/18			3,000,000.00	99.665	2,989,950.00	2,998,527.18	99.894	2,998,514.00	51		1.231	1.231
742651DS8	07/25/17	AGCY BULET	PEFCO	1.875	07/15/18			5,000,000.00	100.555	5,027,750.00	5,006,273.30	99.997	4,999,845.00	106		1.299	1.299
89233HL93	02/12/18	CP - DISC	Toyota Mir Cr		11/09/18			3,000,000.00	98.455	2,953,650.00	2,961,890.01	98.521	2,955,639.00	223		2.092	2.092
3133EJAU3	02/08/18	AGCY BULET	FFCB	1.920	04/29/19			3,000,000.00	99.889	2,996,658.00	2,997,040.08	99.760	2,992,788.00	394		2.013	2.013
3135G0G23	02/08/18	AGCY CALL	FNMA	1.300	04/29/19	4/29/2018	QRTLY	2,000,000.00	99.134	1,982,680.00	1,984,749.34	99.062	1,981,236.00	394	29	2.019	2.019
Total for Road and Bridge General									99.825	27,801,397.22	27,801,189.13	99.736	27,776,731.22	119		1.678	1.678
Tobacco Funds																	
TEXPRIME		LGIP	TexPool Prime					1,280,721.38	100.000	1,280,721.38	1,280,721.38	100.000	1,280,721.38	1		1.707	1.707
313379DT3	05/24/17	AGCY BULET	FHLB	1.250	05/08/18			2,000,000.00	100.036	2,000,712.00	2,000,128.46	99.901	1,998,028.00	69		1.215	1.215
Total for Tobacco Funds									100.022	3,281,433.38	3,280,849.84	99.940	3,278,749.38	42		1.407	1.407
Unlimited Tax Road Bonds - Series 2007																	
TEXPRIME		LGIP	TexPool Prime					4,040,327.57	100.000	4,040,327.57	4,040,327.57	100.000	4,040,327.57	1		1.707	1.707
Total for Unlimited Tax Road Bonds - Series 2007									100.000	4,040,327.57	4,040,327.57	100.000	4,040,327.57	1		1.707	1.707
Total for Williamson County																	
									99.711	553,001,480.36	563,518,381.96	99.658	562,711,345.87	118		1.630	1.630



CUSIP	Security Type	Security Description	12/31/17 Book Value	Cost of Purchases	Maturities / Calls / Sales	Amortization / Accretion	Realized Gain/(Loss)	03/31/18 Book Value	12/31/17 Market Value	03/31/18 Market Value	Change in Mkt Value
2007 Park Limited -06											
TEXPRIME	LGIP	TexPool Prime	0.00	0.00	0.00	0.00	0.00	0.00	0.00	0.00	0.00
Total for 2007 Park Limited -06			0.00	0.00	0.00	0.00	0.00	0.00	0.00	0.00	0.00
2008 TAN-COMPASS											
TEXPOOL	LGIP	TexPool	0.00	0.00	0.00	0.00	0.00	0.00	0.00	0.00	0.00
TEXPRIME	LGIP	TexPool Prime	0.00	0.00	0.00	0.00	0.00	0.00	0.00	0.00	0.00
Total for 2008 TAN-COMPASS			0.00	0.00	0.00	0.00	0.00	0.00	0.00	0.00	0.00
2013 Park Bond											
LOGIC	LGIP	LOGIC	16,605,557.58	4,852,811.45	(9,464,014.31)	0.00	0.00	11,984,354.72	16,605,557.58	11,984,354.72	(4,611,202.86)
46640C25	CP - DISC	J.P.Morgan Sec 0.000 03/02/18	4,988,250.00	0.00	(5,000,000.00)	11,750.00	0.00	0.00	4,986,360.00	0.00	(4,986,360.00)
48306E35	CP - DISC	Kaiser Foundation Hospital 0.000 05/03/18	4,974,922.20	0.00	0.00	18,500.00	0.00	4,993,422.20	4,970,445.00	4,989,575.00	19,130.00
46640C1W0	CP - DISC	J.P.Morgan Sec 0.000 10/30/18	0.00	4,921,383.33	0.00	16,194.47	0.00	4,937,577.80	0.00	4,926,155.00	4,926,155.00
912B28V56	TREAS NOTE	U.S. Treasury 1.125 01/31/19	0.00	3,968,125.00	0.00	4,887.44	0.00	3,973,012.44	0.00	3,968,124.00	3,968,124.00
Total for 2013 Park Bond			26,588,729.78	13,742,319.78	(14,464,014.31)	51,331.91	0.00	25,898,367.16	26,562,362.58	25,878,208.72	(684,153.86)



CUSIP	Security Type	Security Description	12/31/17 Book Value	Cost of Purchases	Maturities / Calls / Sales	Amortization / Accretion	Realized Gain/(Loss)	03/31/18 Book Value	12/31/17 Market Value	03/31/18 Market Value	Change in Mkt Value
2013 Road Bond											
LOGIC	LGIP	LOGIC	42,400,602.62	13,191,480.35	(9,354,964.33)	0.00	0.00	46,237,118.64	42,400,602.62	46,237,118.64	3,836,516.02
89233HA46	CP - DISC	Toyota Mtr Cr 0.000 01/04/18	7,996,106.64	0.00	(8,000,000.00)	893.36	0.00	0.00	7,996,736.00	0.00	(7,996,736.00)
912828UR9	TREAS NOTE	U.S. Treasury 0.750 02/28/18	5,996,565.60	0.00	(6,000,000.00)	3,434.40	0.00	0.00	5,994,264.00	0.00	(5,994,264.00)
46640QC58	CP - DISC	J.P.Morgan Sec 0.000 03/05/18	4,987,662.50	0.00	(5,000,000.00)	12,337.50	0.00	0.00	4,985,335.00	0.00	(4,985,335.00)
79583TC86	CP - DISC	Salvation Army 0.000 03/08/18	2,194,030.67	0.00	(2,200,000.00)	5,969.33	0.00	0.00	2,193,448.40	0.00	(2,193,448.40)
46640CCL3	CP - DISC	J.P.Morgan Sec 0.000 03/20/18	4,983,858.35	0.00	(5,000,000.00)	16,141.65	0.00	0.00	4,982,335.00	0.00	(4,982,335.00)
3133EG3A1	AGCY BULET	FFCB 1.040 04/04/18	9,001,156.32	0.00	0.00	(1,119.06)	0.00	9,000,037.26	8,991,090.00	8,999,730.00	8,640.00
9218IPD90	CP - DISC	Vanderbilt Univ 0.000 04/09/18	6,972,941.08	0.00	0.00	24,850.00	0.00	6,997,791.08	6,967,275.00	6,997,095.00	29,820.00
912828QG8	TREAS NOTE	U.S. Treasury 2.625 04/30/18	7,034,420.89	0.00	0.00	(26,032.58)	0.00	7,008,388.31	7,027,307.00	7,005,502.00	(21,805.00)
36164KEE7	CP - DISC	GE Capital Treasury 0.000 05/14/18	3,979,311.12	0.00	0.00	14,000.00	0.00	3,993,311.12	3,974,244.00	3,990,336.00	16,092.00
46640QEY9	CP - DISC	J.P.Morgan Sec 0.000 05/29/18	4,968,344.45	0.00	0.00	19,250.00	0.00	4,987,594.45	4,962,130.00	4,982,380.00	20,250.00
313379DT3	AGCY BULET	FHLB 1.250 06/08/18	9,008,972.37	0.00	0.00	(5,143.41)	0.00	9,003,828.96	8,987,121.00	8,991,126.00	4,005.00
46640CGL9	CP - DISC	J.P.Morgan Sec 0.000 07/20/18	1,981,333.34	0.00	0.00	8,400.00	0.00	1,989,733.34	1,978,448.00	1,985,072.00	6,624.00
912828QY9	TREAS NOTE	U.S. Treasury 2.250 07/31/18	5,027,355.15	0.00	0.00	(11,617.35)	0.00	5,015,737.80	5,018,535.00	5,006,835.00	(11,700.00)
46640QHXX	CP - DISC	J.P.Morgan Sec 0.000 08/31/18	4,641,550.28	0.00	0.00	21,737.50	0.00	4,663,287.78	4,638,806.00	4,652,080.00	13,254.00
3130ACYC2	AGCY BULET	FHLB 1.625 12/04/18	19,983,159.00	0.00	0.00	4,535.00	0.00	19,987,694.00	19,953,280.00	19,941,220.00	(12,080.00)
912828V56	TREAS NOTE	U.S. Treasury 1.125 01/31/19	0.00	7,935,937.50	0.00	10,419.70	0.00	7,946,357.20	0.00	7,936,248.00	7,936,248.00
3133EHP23	AGCY BULET	FFCB 1.500 02/06/19	4,986,568.80	0.00	0.00	3,035.00	0.00	4,989,603.80	4,979,675.00	4,974,930.00	(4,745.00)
3133782M2	AGCY BULET	FHLB 1.500 03/08/19	15,944,718.84	0.00	0.00	11,647.74	0.00	15,956,366.58	15,917,840.01	15,904,240.01	(13,600.00)
3130ABKQ8	AGCY CALL	FHLB 1.500 06/28/19	19,564,928.21	0.00	0.00	18,274.34	0.00	19,583,202.55	19,549,394.80	19,507,329.65	(42,065.15)
Total for 2013 Road Bond			181,656,586.23	21,127,417.85	(35,554,964.33)	131,013.12	0.00	167,360,052.87	181,469,666.83	167,111,222.30	(14,388,644.53)
2015 CO Bonds											
LOGIC	LGIP	LOGIC	29,997,487.47	0.00	(26,970,350.56)	0.00	0.00	3,027,136.91	29,997,487.47	3,027,136.91	(26,970,350.56)
3133EG3A1	AGCY BULET	FFCB 1.040 04/04/18	6,000,770.88	0.00	0.00	(746.04)	0.00	6,000,024.84	5,994,060.00	5,999,820.00	5,760.00
3135GOWJ8	AGCY BULET	FNMA 0.875 05/21/18	2,995,877.31	0.00	0.00	2,650.29	0.00	2,998,527.60	2,992,125.00	2,996,514.00	4,389.00
89233HU9	CP - DISC	Toyota Mtr Cr 0.000 08/28/18	0.00	7,891,013.33	0.00	35,786.67	0.00	7,926,800.00	0.00	7,904,760.00	7,904,760.00
4487W1L20	CP - DISC	ING Funding 0.000 11/02/18	0.00	6,885,750.00	0.00	22,458.31	0.00	6,912,208.31	0.00	6,894,874.00	6,894,874.00
912828P53	TREAS NOTE	U.S. Treasury 0.750 02/15/19	0.00	4,938,281.25	0.00	9,055.50	0.00	4,947,336.75	0.00	4,941,405.00	4,941,405.00
Total for 2015 CO Bonds			38,994,135.66	19,719,044.58	(26,970,350.56)	68,204.73	0.00	31,812,034.41	38,983,672.47	31,764,509.91	(7,219,162.56)



CUSIP	Security Type	Security Description	12/31/17 Book Value	Cost of Purchases	Maturities / Calls / Sales	Amortization / Accretion	Realized Gain/(Loss)	03/31/18 Book Value	12/31/17 Market Value	03/31/18 Market Value	Change in Mkt Value
Combination Tax & Rev Series 2006 CO											
TEXPRIME	LGIP	TexPool Prime	0.00	0.00	0.00	0.00	0.00	0.00	0.00	0.00	0.00
Total for Combination Tax & Rev Series 2006 CO			0.00	0.00	0.00	0.00	0.00	0.00	0.00	0.00	0.00
Conservation Fund											
TEXPOOL	LGIP	TexPool	0.00	0.00	0.00	0.00	0.00	0.00	0.00	0.00	0.00
TEXPRIME	LGIP	TexPool Prime	902,148.32	224,201.25	0.00	0.00	0.00	1,126,349.57	902,148.32	1,126,349.57	224,201.25
46640QB67	CP - DISC	J.P.Morgan Sec 0.000 02/06/18	988,570.00	0.00	(1,000,000.00)	1,430.00	0.00	0.00	998,417.00	0.00	(998,417.00)
3130ABPK3	AGCY BULLET	FHLB 0.625 09/07/18	1,495,938.32	0.00	0.00	1,689.83	0.00	1,497,628.15	1,490,731.50	1,493,226.00	2,494.50
46640QKW0	CP - DISC	J.P.Morgan Sec 0.000 10/30/18	0.00	984,335.56	0.00	3,180.00	0.00	987,515.56	0.00	985,231.00	985,231.00
Total for Conservation Fund			3,395,657.64	1,208,536.81	(1,000,000.00)	6,299.83	0.00	3,611,494.28	3,391,296.82	3,604,806.57	213,509.75
County Benefits Program											
TEXPOOL	LGIP	TexPool	0.00	0.00	0.00	0.00	0.00	0.00	0.00	0.00	0.00
TEXPRIME	LGIP	TexPool Prime	3,239,589.28	12,795.71	0.00	0.00	0.00	3,252,384.99	3,239,589.28	3,252,384.99	12,795.71
Total for County Benefits Program			3,239,589.28	12,795.71	0.00	0.00	0.00	3,252,384.99	3,239,589.28	3,252,384.99	12,795.71
City Clerk Record Mgmt & Preservation											
TEXPOOL	LGIP	TexPool	0.00	1,412,169.97	0.00	0.00	0.00	1,412,169.95	0.00	1,412,169.95	1,412,169.95
912828SH4	TREAS NOTE	U.S. Treasury 1.375 02/28/19	0.00	496,464.84	0.00	297.07	0.00	496,761.91	0.00	496,621.00	496,621.00
Total for City Clerk Record Mgmt & Preservation			0.00	1,908,634.81	0.00	297.07	0.00	1,908,931.86	0.00	1,908,790.95	1,908,790.95
City Clerk Records Archive											
TEXPOOL	LGIP	TexPool	0.00	1,441,938.84	0.00	0.00	0.00	1,441,938.82	0.00	1,441,938.82	1,441,938.82
912828SH4	TREAS NOTE	U.S. Treasury 1.375 02/28/19	0.00	496,464.84	0.00	297.07	0.00	496,761.91	0.00	496,621.00	496,621.00
Total for City Clerk Records Archive			0.00	1,938,403.68	0.00	297.07	0.00	1,938,700.73	0.00	1,938,559.82	1,938,559.82



CUSIP	Security Type	Security Description	12/31/17 Book Value	Cost of Purchases	Maturities / Calls / Sales	Amortization / Accretion	Realized Gain/(Loss)	03/31/18 Book Value	12/31/17 Market Value	03/31/18 Market Value	Change in Mkt Value
Debt Service Fund											
TEXPOOL	LGIP	TexPool	0.00	0.00	0.00	0.00	0.00	0.00	0.00	0.00	0.00
TEXPRIME	LGIP	TexPool Prime	57,269,233.22	29,538,288.92	(50,250,300.64)	0.00	0.00	36,557,221.50	57,269,233.22	36,557,221.50	(20,712,011.72)
Total for Debt Service Fund			57,269,233.22	29,538,288.92	(50,250,300.64)	0.00	0.00	36,557,221.50	57,269,233.22	36,557,221.50	(20,712,011.72)
Future Environmental Liability											
TEXPRIME	LGIP	TexPool Prime	4,037.81	15.94	0.00	0.00	0.00	4,053.75	4,037.81	4,053.75	15.94
912828WD8	TREAS NOTE	U.S. Treasury 1.250 10/31/18	1,520,139.37	0.00	0.00	1,453.63	0.00	1,521,593.00	1,518,893.90	1,518,506.55	(387.35)
Total for Future Environmental Liability			1,524,177.18	15.94	0.00	1,453.63	0.00	1,525,646.75	1,522,931.71	1,522,500.30	(371.41)



CUSIP	Security Type	Security Description	12/31/17 Book Value	Cost of Purchases	Maturities / Calls / Sales	Amortization / Accretion	Realized Gain/(Loss)	03/31/18 Book Value	12/31/17 Market Value	03/31/18 Market Value	Change in Mkt Value
BBVA-WC	BANK DEP	BBVA Compass MM	0.00	0.00	0.00	0.00	0.00	0.00	0.00	0.00	0.00
LOGIC	LGIP	LOGIC	33,937,660.98	25,926,348.64	(5,164,909.57)	0.00	0.00	54,759,100.05	33,997,660.98	54,759,100.05	20,761,439.07
TEXPOOL	LGIP	TexPool	1,810.43	1,240.17	0.00	0.00	0.00	3,050.60	1,810.43	3,050.60	1,240.17
TEXPRIME	LGIP	TexPool Prime	9,314,848.83	753,320.33	(8,770,281.27)	0.00	0.00	1,297,887.89	9,314,848.83	1,297,887.89	(8,016,960.94)
USB-WC	BANK DEP	Union StBk	0.00	0.00	0.00	0.00	0.00	0.00	0.00	0.00	0.00
WF-CASH	BANK DEP	Wells Fargo	5,486,774.04	190,707.41	(5,294,965.63)	0.00	0.00	382,515.82	5,486,774.04	382,515.82	(5,104,258.22)
89233HBD5	CP - DISC	Toyota Mtr Cr 0.000 02/13/18	6,987,709.19	0.00	(7,000,000.00)	12,290.81	0.00	0.00	6,986,826.00	0.00	(6,986,826.00)
313378AA3	AGCY BULET	FHLB 1.375 03/09/18	5,005,370.35	0.00	(5,000,000.00)	(5,370.35)	0.00	0.00	5,000,360.00	0.00	(5,000,360.00)
79584KCN1	CP - DISC	Salvation Army 0.000 03/22/18	6,974,800.00	0.00	(7,000,000.00)	25,200.00	0.00	0.00	6,974,800.00	0.00	(6,974,800.00)
3134G7M73	AGCY CALL	FHLMC 1.000 03/30/18	5,000,000.00	0.00	(5,000,000.00)	0.00	0.00	0.00	4,994,830.00	0.00	(4,994,830.00)
8827234A4	MUNICIPAL	TX Trans Comm Hwy Imp't GO 5.000 04/01/18	2,020,501.76	0.00	0.00	(20,501.76)	0.00	2,000,000.00	2,017,760.00	2,000,000.00	(17,760.00)
4497W1DP8	CP - DISC	ING Funding 0.000 04/23/18	6,963,848.92	0.00	0.00	29,050.00	0.00	6,992,898.92	6,963,621.00	6,990,683.00	27,062.00
46306BE35	CP - DISC	Kaiser Foundation Hospital 0.000 05/03/18	6,964,891.08	0.00	0.00	25,900.00	0.00	6,990,791.08	6,958,623.00	6,985,405.00	26,782.00
3134G8LD0	AGCY CALL	FHLMC 1.000 05/11/18	5,000,000.00	0.00	0.00	0.00	0.00	5,000,000.00	4,990,635.00	4,985,660.00	(5,025.00)
74081KEB4	CP - DISC	Harvard Univ 0.000 05/11/18	6,958,038.92	0.00	0.00	29,050.00	0.00	6,987,088.92	6,955,935.00	6,984,096.00	28,161.00
89233HF41	CP - DISC	Toyota Mtr Cr 0.000 06/04/18	6,949,693.31	0.00	0.00	29,400.00	0.00	6,979,093.31	6,948,501.00	6,973,316.00	24,815.00
66844DF72	CP - DISC	Northwestern Univ 0.000 06/07/18	0.00	5,466,697.50	0.00	15,594.04	0.00	5,482,291.54	0.00	5,478,808.50	5,478,808.50
313379D73	AGCY BULET	FHLB 1.250 06/08/18	6,989,282.36	0.00	0.00	411.39	0.00	6,999,693.75	6,989,983.00	6,993,098.00	3,115.00
46640QV8	CP - DISC	J.P.Morgan Sec 0.000 06/29/18	2,975,835.00	0.00	0.00	12,150.00	0.00	2,987,985.00	2,973,126.00	2,981,823.00	8,697.00
4497W1GD2	CP - DISC	ING Funding 0.000 07/13/18	0.00	6,934,884.44	0.00	28,264.48	0.00	6,963,148.92	0.00	6,953,583.00	6,953,583.00
74265DS8	AGCY BULET	PEFCO 1.875 07/15/18	1,805,286.64	0.00	0.00	(2,451.21)	0.00	1,802,835.43	1,801,661.40	1,798,944.20	(1,717.20)
4497W1GL4	CP - DISC	ING Funding 0.000 07/20/18	0.00	6,932,074.72	0.00	29,211.36	0.00	6,961,286.08	0.00	6,950,209.00	6,950,209.00
4497W1HA7	CP - DISC	ING Funding 0.000 08/10/18	0.00	6,930,431.67	0.00	18,369.14	0.00	6,948,800.81	0.00	6,939,632.00	6,939,632.00
91282BK82	TREAS NOTE	U.S. Treasury 1.000 08/15/18	6,973,757.28	0.00	0.00	10,397.17	0.00	6,984,154.45	6,972,070.00	6,977,852.00	5,782.00
36164KJAO	CP - DISC	GE Capital Treasury 0.000 09/10/18	6,910,820.00	0.00	0.00	31,850.00	0.00	6,942,670.00	6,908,993.00	6,929,097.00	20,104.00
46640QJMA	CP - DISC	J.P.Morgan Sec 0.000 09/21/18	0.00	6,902,933.33	0.00	31,470.86	0.00	6,934,404.19	0.00	6,917,526.00	6,917,526.00
3134G9NM5	AGCY CALL	FHLMC 1.150 09/28/18	5,500,000.00	0.00	0.00	0.00	0.00	5,500,000.00	5,472,461.50	5,478,143.00	5,681.50
23542JBD6	MUNICIPAL	Dallas Wtrwks & Swr 0.985 10/01/18	5,000,000.00	0.00	0.00	0.00	0.00	5,000,000.00	4,968,600.00	4,973,000.00	4,400.00
3133EFLY1	AGCY BULET	FFCB 0.930 10/29/18	4,988,238.30	0.00	0.00	530.50	0.00	4,998,768.80	4,966,665.00	4,972,270.00	5,605.00
3136G1KL2	AGCY CALL	FNMA 1.150 10/30/18	6,989,813.32	0.00	0.00	3,054.03	0.00	6,992,867.35	6,963,201.00	6,963,964.00	763.00
74265TDG4	AGCY BULET	PEFCO 4.375 03/15/19	2,070,295.20	0.00	0.00	(14,461.12)	0.00	2,055,804.08	2,057,280.00	2,037,718.00	(19,562.00)
3133EGZK4	AGCY CALL	FFCB 1.070 04/24/19	6,984,089.39	0.00	0.00	1,121.19	0.00	6,995,190.58	6,916,539.00	6,909,861.00	(6,678.00)
313379EE5	AGCY BULET	FHLB 1.625 06/14/19	0.00	4,967,660.00	0.00	3,088.00	0.00	4,970,738.00	0.00	4,966,695.00	4,966,695.00
3135G0T86	AGCY CALL	FNMA 1.950 11/09/20	4,996,664.40	0.00	0.00	284.55	0.00	4,996,948.95	4,982,210.00	4,930,130.00	(52,080.00)

General Fund



CUSIP	Security Type	Security Description	12/31/17 Book Value	Cost of Purchases	Maturities / Calls / Sales	Amortization / Accretion	Realized Gain/(Loss)	03/31/18 Book Value	12/31/17 Market Value	03/31/18 Market Value	Change in Mkt Value
Total for General Fund			169,839,979.70	65,005,288.21	(43,230,156.47)	293,903.08	0.00	191,910,014.52	189,565,775.18	191,525,068.06	21,959,292.88
Northwoods Rd Debt Service Fund											
LOGIC	LGIP	LOGIC	393,483.12	182,190.48	(81,425.76)	0.00	0.00	494,247.84	393,483.12	494,247.84	100,764.72
Total for Northwoods Rd Debt Service Fund			393,483.12	182,190.48	(81,425.76)	0.00	0.00	494,247.84	393,483.12	494,247.84	100,764.72
Northwoods Rd Operating Fund											
LOGIC	LGIP	LOGIC	3,828,617.05	7,482.84	(3,795,760.78)	0.00	0.00	40,339.11	3,828,617.05	40,339.11	(3,788,277.94)
Total for Northwoods Rd Operating Fund			3,828,617.05	7,482.84	(3,795,760.78)	0.00	0.00	40,339.11	3,828,617.05	40,339.11	(3,788,277.94)
Pass Toll Series 2009											
TEXPRIME	LGIP	TexPool Prime	406,045.23	1,603.80	0.00	0.00	0.00	407,649.03	406,045.23	407,649.03	1,603.80
Total for Pass Toll Series 2009			406,045.23	1,603.80	0.00	0.00	0.00	407,649.03	406,045.23	407,649.03	1,603.80
Passthrough Toll Reimb											
LOGIC	LGIP	LOGIC	3,642,082.94	9,156.63	(3,151,288.62)	0.00	0.00	499,950.95	3,642,082.94	499,950.95	(3,142,131.99)
TEXSTAR	LGIP	TexSTAR	0.00	0.00	0.00	0.00	0.00	0.00	0.00	0.00	0.00
313313VJ4	AGCY DISCO	FFCB 0.00 04/10/18	7,973,600.00	0.00	0.00	24,000.00	0.00	7,997,600.00	7,969,728.00	7,997,048.00	27,320.00
3133EF3B1	AGCY BULET	FFCB 0.750 04/18/18	6,148,209.43	0.00	0.00	5,711.72	0.00	6,153,921.15	6,141,594.41	6,152,137.93	10,543.52
3130A4GJ5	AGCY BULET	FHLB 1.125 04/25/18	4,799,422.80	0.00	0.00	455.66	0.00	4,799,878.46	4,794,878.40	4,798,008.00	3,129.60
3130A9AE1	AGCY BULET	FHLB 0.875 10/01/18	8,588,916.88	0.00	0.00	8,657.39	0.00	8,597,574.27	8,557,675.79	8,566,730.16	9,054.37
4497WLM6	CP - DISC	ING Funding 0.000 11/21/18	0.00	9,830,694.44	0.00	19,805.56	0.00	9,850,500.00	0.00	9,834,820.00	9,834,820.00
313375BR5	AGCY BULET	FHLB 1.750 12/14/18	3,612,656.09	0.00	0.00	(3,308.91)	0.00	3,609,347.18	3,596,497.20	3,591,115.20	(5,382.00)
Total for Passthrough Toll Reimb			34,764,868.14	9,839,851.07	(3,151,288.62)	55,321.42	0.00	41,508,772.01	34,702,456.74	41,439,810.24	6,737,353.50



CUSIP	Security Type	Security Description	12/31/17 Book Value	Cost of Purchases	Maturities / Calls / Sales	Amortization / Accretion	Realized Gain/(Loss)	03/31/18 Book Value	12/31/17 Market Value	03/31/18 Market Value	Change in Mkt Value
Pearson Place Construction Fund											
LOGIC	LGIP	LOGIC	0.00	0.00	0.00	0.00	0.00	0.00	0.00	0.00	0.00
Total for Pearson Place Construction Fund			0.00	0.00	0.00	0.00	0.00	0.00	0.00	0.00	0.00
Pearson Place Debt Service Fund											
LOGIC	LGIP	LOGIC	1,164,195.77	72,849.11	(73,240.27)	0.00	0.00	1,163,804.61	1,164,195.77	1,163,804.61	(391.16)
Total for Pearson Place Debt Service Fund			1,164,195.77	72,849.11	(73,240.27)	0.00	0.00	1,163,804.61	1,164,195.77	1,163,804.61	(391.16)
Pooled Funds											
TEXPOOL	LGIP	TexPool	11,227,031.23	406,096.71	(3,905,465.36)	0.00	0.00	7,727,662.58	11,227,031.23	7,727,662.58	(3,499,368.65)
TEXPRIME	LGIP	TexPool Prime	9,117,433.02	2,827,298.85	(666,040.70)	0.00	0.00	11,278,691.17	9,117,433.02	11,278,691.17	2,161,258.15
Total for Pooled Funds			20,344,464.25	3,233,395.56	(4,571,506.06)	0.00	0.00	19,006,353.75	20,344,464.25	19,006,353.75	(1,338,110.50)
PTT 1-35											
TEXPRIME	LGIP	TexPool Prime	0.00	0.00	0.00	0.00	0.00	0.00	0.00	0.00	0.00
Total for PTT 1-35			0.00	0.00	0.00	0.00	0.00	0.00	0.00	0.00	0.00



CUSIP	Security Type	Security Description	12/31/17 Book Value	Cost of Purchases	Maturities / Calls / Sales	Amortization / Accretion	Realized Gain/(Loss)	03/31/18 Book Value	12/31/17 Market Value	03/31/18 Market Value	Change in Mkt Value
Road and Bridge General											
BBVA-WC	BANK DEP	BBVA Compass MM	0.00	0.00	0.00	0.00	0.00	0.00	0.00	0.00	0.00
TEXPOOL	LGIP	TexPool	24,834.04	85.07	0.00	0.00	0.00	24,919.11	24,834.04	24,919.11	85.07
TEXPRIME	LGIP	TexPool Prime	11,674,100.22	151,689.89	0.00	0.00	0.00	11,825,790.11	11,674,100.22	11,825,790.11	151,689.89
313313SV1	AGCY DISCO	FFCB 0.000 02/08/18	4,994,352.80	0.00	(5,000,000.00)	5,647.20	0.00	0.00	4,993,215.00	0.00	(4,993,215.00)
8923HBC7	CP - DISC	Toyota Mir Cr 0.000 02/12/18	2,995,344.99	0.00	(3,000,000.00)	4,655.01	0.00	0.00	2,994,483.00	0.00	(2,994,483.00)
3135GOWJ8	AGCY BULET	FNMA 0.875 05/21/18	2,995,876.11	0.00	0.00	2,651.07	0.00	2,998,527.18	2,992,125.00	2,996,514.00	4,389.00
742651DS8	AGCY BULET	PEFCO 1.875 07/15/18	5,015,425.20	0.00	0.00	(7,151.90)	0.00	5,008,273.30	5,004,615.00	4,999,845.00	(4,770.00)
8923HL93	CP - DISC	Toyota Mir Cr 0.000 11/09/18	0.00	2,963,650.00	0.00	8,240.01	0.00	2,961,890.01	0.00	2,955,639.00	2,955,639.00
3133EJAU3	AGCY BULET	FFCB 1.920 04/29/19	0.00	2,996,638.00	0.00	382.08	0.00	2,997,040.08	0.00	2,992,788.00	2,992,788.00
3135GOGZ3	AGCY CALL	FNMA 1.300 04/29/19	0.00	1,982,680.00	0.00	2,069.34	0.00	1,984,749.34	0.00	1,981,236.00	1,981,236.00
Total for Road and Bridge General			27,699,933.36	8,084,762.96	(8,000,000.00)	16,492.81	0.00	27,801,189.13	27,683,372.26	27,776,731.22	93,358.96
Tobacco Funds											
TEXPOOL	LGIP	TexPool	0.00	0.00	0.00	0.00	0.00	0.00	0.00	0.00	0.00
TEXPRIME	LGIP	TexPool Prime	1,275,682.70	5,038.68	0.00	0.00	0.00	1,280,721.38	1,275,682.70	1,280,721.38	5,038.68
313379DT3	AGCY BULET	FHLB 1.250 06/08/18	2,000,301.00	0.00	0.00	(172.54)	0.00	2,000,128.46	1,997,136.00	1,998,028.00	890.00
Total for Tobacco Funds			3,275,983.70	5,038.68	0.00	(172.54)	0.00	3,280,849.84	3,272,820.70	3,278,749.38	5,928.68
Unlimited Tax Road Bonds - Series 2007											
TEXPOOL	LGIP	TexPool	0.00	0.00	0.00	0.00	0.00	0.00	0.00	0.00	0.00
TEXPRIME	LGIP	TexPool Prime	3,158,114.29	882,213.28	0.00	0.00	0.00	4,040,327.57	3,158,114.29	4,040,327.57	882,213.28
Total for Unlimited Tax Road Bonds - Series 2007			3,158,114.29	882,213.28	0.00	0.00	0.00	4,040,327.57	3,158,114.29	4,040,327.57	882,213.28
Total for Williamson County			577,524,815.60	176,511,134.07	(191,143,007.80)	625,442.13	0.00	563,518,381.96	576,985,297.50	562,711,345.87	(14,276,951.63)

CUSIP	Security Type	Security Description	Beg. Accrued	Interest Earned	Interest Rec'd / Sold / Matured	Interest Purchased	Ending Accrued	Disc Accr / Prem Amort	Net Income
2007 Park Limited -06									
			0.00	0.00	0.00	0.00	0.00	0.00	0.00
Total for 2007 Park Limited -06									
			0.00	0.00	0.00	0.00	0.00	0.00	0.00
2008 TAN-COMPASS									
			0.00	0.00	0.00	0.00	0.00	0.00	0.00
Total for 2008 TAN-COMPASS									
			0.00	0.00	0.00	0.00	0.00	0.00	0.00
2013 Park Bond									
LOGIC	LGIP	LOGIC	0.00	49,322.06	49,322.06	0.00	0.00	0.00	49,322.06
46640QC25	CP - DISC	J.P.Morgan Sec 0.000 03/02/18	0.00	0.00	0.00	0.00	0.00	11,750.00	11,750.00
48306BE35	CP - DISC	Kaiser Foundation Hospital 0.000 05/03/18	0.00	0.00	0.00	0.00	0.00	18,500.00	18,500.00
46640QKW0	CP - DISC	J.P.Morgan Sec 0.000 10/30/18	0.00	0.00	0.00	0.00	0.00	16,194.47	16,194.47
91282BV56	TREAS NOTE	U.S. Treasury 1.125 01/31/19	0.00	6,837.01	0.00	(621.55)	7,458.56	4,887.44	11,724.45
Total for 2013 Park Bond									
			0.00	56,159.07	49,322.06	(621.55)	7,458.56	51,331.91	107,490.98



CUSIP	Security Type	Security Description	Req. Accrued	Interest Earned	Interest Rec'd / Sold / Matured	Interest Purchased	Ending Accrued	Discr Accr / Prem Amort	Net Income
2013 Road Bond									
LOGIC	LGIP	LOGIC	0.00	174,379.87	174,379.87	0.00	0.00	0.00	174,379.87
89233HA46	CP - DISC	Toyota Mir Cr 0.000 01/04/18	0.00	0.00	0.00	0.00	0.00	893.36	893.36
912828UR9	TREAS NOTE	U.S. Treasury 0.750 02/28/18	15,250.06	7,209.94	22,500.00	0.00	0.00	3,434.40	10,644.34
46640QC58	CP - DISC	J.P.Morgan Sec 0.000 03/05/18	0.00	0.00	0.00	0.00	0.00	12,337.50	12,337.50
79583TC86	CP - DISC	Salvation Army 0.000 03/08/18	0.00	0.00	0.00	0.00	0.00	5,969.33	5,969.33
46640QCL3	CP - DISC	J.P.Morgan Sec 0.000 03/20/18	0.00	0.00	0.00	0.00	0.00	16,141.65	16,141.65
3133EG3A1	AGCY BULET	FFCB 1.040 04/04/18	22,620.00	23,400.00	0.00	0.00	46,020.00	(1,119.06)	22,280.94
92181PD90	CP - DISC	Vanderbilt Univ 0.000 04/09/18	0.00	0.00	0.00	0.00	0.00	24,850.00	24,850.00
912828OG8	TREAS NOTE	U.S. Treasury 2.625 04/30/18	31,470.99	45,683.71	0.00	0.00	77,154.70	(26,032.58)	19,651.13
36164KEE7	CP - DISC	GE Capital Treasury 0.000 05/14/18	0.00	0.00	0.00	0.00	0.00	14,000.00	14,000.00
46640QEV9	CP - DISC	J.P.Morgan Sec 0.000 05/29/18	0.00	0.00	0.00	0.00	0.00	19,250.00	19,250.00
313379DT3	AGCY BULET	FHLB 1.250 06/08/18	7,187.50	28,125.00	0.00	0.00	35,312.50	(5,143.41)	22,981.59
46640QGL9	CP - DISC	J.P.Morgan Sec 0.000 07/20/18	0.00	0.00	0.00	0.00	0.00	8,400.00	8,400.00
912828CY9	TREAS NOTE	U.S. Treasury 2.250 07/31/18	47,078.80	27,817.51	56,250.00	0.00	18,646.41	(11,617.35)	16,200.26
46640QH2	CP - DISC	J.P.Morgan Sec 0.000 08/31/18	0.00	0.00	0.00	0.00	0.00	21,737.50	21,737.50
3130ACYC2	AGCY BULET	FHLB 1.625 12/04/18	24,375.00	81,250.00	0.00	0.00	105,625.00	4,535.00	85,785.00
912828V56	TREAS NOTE	U.S. Treasury 1.125 01/31/19	0.00	14,688.51	0.00	(248.62)	14,917.13	10,419.70	25,088.21
3133EHP23	AGCY BULET	FFCB 1.500 02/06/19	11,468.33	18,750.00	18,750.00	0.00	11,458.33	3,035.00	21,785.00
3133782M2	AGCY BULET	FHLB 1.500 03/08/19	75,333.34	60,000.00	120,000.00	0.00	15,333.34	11,647.74	71,647.74
3130ABKQ8	AGCY CALL	FHLB 1.500 06/28/19	2,469.38	73,781.25	0.00	0.00	76,240.63	18,274.34	92,055.59
Total for 2013 Road Bond			237,273.40	555,065.89	391,879.87	(248.62)	400,708.04	131,013.12	686,079.01
2015 CO Bonds									
LOGIC	LGIP	LOGIC	0.00	42,852.15	42,852.15	0.00	0.00	0.00	42,852.15
3133EG3A1	AGCY BULET	FFCB 1.040 04/04/18	15,080.00	15,600.00	0.00	0.00	30,680.00	(746.04)	14,853.96
3135G0WJ8	AGCY BULET	FNMA 0.875 05/21/18	2,916.67	6,562.50	0.00	0.00	9,479.17	2,650.29	9,212.79
89233HUJ9	CP - DISC	Toyota Mir Cr 0.000 09/28/18	0.00	0.00	0.00	0.00	0.00	35,786.67	35,786.67
4497W1L20	CP - DISC	ING Funding 0.000 11/02/18	0.00	0.00	0.00	0.00	0.00	22,458.31	22,458.31
912828F53	TREAS NOTE	U.S. Treasury 0.750 02/15/19	0.00	5,680.62	18,750.00	(17,730.98)	4,661.60	9,055.50	14,736.12
Total for 2015 CO Bonds			17,996.67	70,695.27	61,602.15	(17,730.98)	44,820.77	69,204.73	139,900.00

CUSIP	Security Type	Security Description	Beg. Accrued	Interest Earned	Interest Rec'd / Sold / Matured	Interest Purchased	Ending Accrued	Disc Accr / Prem Amort	Net Income
Combination Tax & Rev Series 2006 CO									
			0.00	0.00	0.00	0.00	0.00	0.00	0.00
Conservation Fund									
TEXPRIME	LGIP	TexPool Prime	0.00	3,849.31	3,849.31	0.00	0.00	0.00	3,849.31
46640QB67	CP - DISC	J.P.Morgan Sec 0.000 02/06/18	0.00	0.00	0.00	0.00	0.00	1,430.00	1,430.00
3130A8PK3	AGCY BULET	FHLB 0.625 08/07/18	3,750.00	2,343.75	4,687.50	0.00	1,406.25	1,689.83	4,033.58
46640QKW0	CP - DISC	J.P.Morgan Sec 0.000 10/30/18	0.00	0.00	0.00	0.00	0.00	3,180.00	3,180.00
			3,750.00	6,193.06	8,536.81	0.00	1,406.25	6,299.83	12,492.89
County Benefits Program									
TEXPRIME	LGIP	TexPool Prime	0.00	12,795.71	12,795.71	0.00	0.00	0.00	12,795.71
			0.00	12,795.71	12,795.71	0.00	0.00	0.00	12,795.71
City Clerk Record Mgmt & Preservation									
TEXPOOL	LGIP	TexPool	0.00	1,815.41	1,815.41	0.00	0.00	0.00	1,815.41
912828SH4	TREAS NOTE	U.S. Treasury 1.375 02/28/19	0.00	579.15	0.00	(18.68)	597.83	297.07	876.22
			0.00	2,394.56	1,815.41	(18.68)	597.83	297.07	2,691.63
City Clerk Records Archive									
TEXPOOL	LGIP	TexPool	0.00	1,853.64	1,853.64	0.00	0.00	0.00	1,853.64
912828SH4	TREAS NOTE	U.S. Treasury 1.375 02/28/19	0.00	579.15	0.00	(18.68)	597.83	297.07	876.22
			0.00	2,432.79	1,853.64	(18.68)	597.83	297.07	2,729.86
Debt Service Fund									
TEXPRIME	LGIP	TexPool Prime	0.00	220,036.71	220,036.71	0.00	0.00	0.00	220,036.71
			0.00	220,036.71	220,036.71	0.00	0.00	0.00	220,036.71



CUSIP	Security Type	Security Description	Beg. Accrued	Interest Earned	Interest Rec'd / Sold / Matured	Interest Purchased	Ending Accrued	Disc Accr / Prem Amort	Net Income
Future Environmental Liability									
TEXPRIME	LGIP	TexPool Prime	0.00	15.94	15.94	0.00	0.00	0.00	15.94
912828WD8	TREAS NOTE	U.S. Treasury 1.250 10/31/18	3,264.85	4,739.29	0.00	0.00	8,004.14	1,453.63	6,192.92
Total for Future Environmental Liability			3,264.85	4,755.23	15.94	0.00	8,004.14	1,453.63	6,208.86



CUSIP	Security Type	Security Description	Begin. Accrued	Interest Earned	Interest Rec'd / Sold / Matured	Interest Purchased	Ending Accrued	Discr Accr / Prem Amort	Net Income
LOGIC	LGIP	LOGIC	0.00	205,909.89	205,909.89	0.00	0.00	0.00	205,909.89
TEXPOOL	LGIP	TexPool	0.00	9.18	9.18	0.00	0.00	0.00	9.18
TEXPRIME	LGIP	TexPool Prime	0.00	22,392.51	22,392.51	0.00	0.00	0.00	22,392.51
89233HBD5	CP - DISC	Toyota Mtr Cr 0.000 02/13/18	0.00	0.00	0.00	0.00	0.00	0.00	12,290.81
313378A43	AGCY BULET	FHLB 1.375 03/09/18	21,388.89	12,966.11	34,375.00	0.00	0.00	12,290.81	7,615.76
79584KCN1	CP - DISC	Salvation Army 0.000 03/22/18	0.00	0.00	0.00	0.00	0.00	0.00	25,200.00
3134G7M73	AGCY CALL	FHLMC 1.000 03/30/18	12,638.89	12,361.11	25,000.00	0.00	0.00	0.00	12,361.11
892723A44	MUNICIPAL	TX Trans Comm Hwy Impl GO 5.000 04/01/18	25,000.00	25,000.00	0.00	0.00	50,000.00	(20,501.76)	4,498.24
4497W1DP8	CP - DISC	ING Funding 0.000 04/23/18	0.00	0.00	0.00	0.00	0.00	0.00	29,050.00
48306BE35	CP - DISC	Kaiser Foundation Hospital 0.000 05/03/18	0.00	0.00	0.00	0.00	0.00	0.00	25,900.00
3134G9JD0	AGCY CALL	FHLMC 1.000 05/11/18	6,944.44	12,500.00	0.00	0.00	19,444.44	0.00	12,500.00
74081KEB4	CP - DISC	Harvard Univ 0.000 05/11/18	0.00	0.00	0.00	0.00	0.00	0.00	29,050.00
89233HF41	CP - DISC	Toyota Mtr Cr 0.000 06/04/18	0.00	0.00	0.00	0.00	0.00	0.00	29,400.00
66844DF72	CP - DISC	Northwestern Univ 0.000 06/07/18	0.00	0.00	0.00	0.00	0.00	0.00	15,594.04
313379DT3	AGCY BULET	FHLB 1.250 06/08/18	5,590.28	21,875.00	0.00	0.00	27,465.28	411.39	22,286.39
46640QFV8	CP - DISC	J.P.Morgan Sec 0.000 06/29/18	0.00	0.00	0.00	0.00	0.00	0.00	12,150.00
4497W1GD2	CP - DISC	ING Funding 0.000 07/13/18	0.00	0.00	0.00	0.00	0.00	0.00	28,264.48
742651DS8	AGCY BULET	PEFCO 1.875 07/15/18	15,562.50	8,437.50	16,875.00	0.00	7,125.00	(2,451.21)	5,986.29
4497W1GL4	CP - DISC	ING Funding 0.000 07/20/18	0.00	0.00	0.00	0.00	0.00	0.00	29,211.36
4497W1HA7	CP - DISC	ING Funding 0.000 08/10/18	0.00	0.00	0.00	0.00	0.00	0.00	18,369.14
912828K82	TREAS NOTE	U.S. Treasury 1.000 08/15/18	26,440.22	17,261.44	35,000.00	0.00	8,701.66	10,397.17	27,658.61
36164KJA0	CP - DISC	GE Capital Treasury 0.000 09/10/18	0.00	0.00	0.00	0.00	0.00	0.00	31,850.00
46640QJM4	CP - DISC	J.P.Morgan Sec 0.000 09/21/18	0.00	0.00	0.00	0.00	0.00	0.00	31,470.86
3134G9NM5	AGCY CALL	FHLMC 1.150 09/28/18	16,339.58	15,812.50	31,625.00	0.00	527.08	0.00	15,812.50
23542JBD6	MUNICIPAL	Dallas Witwks & Swr 0.985 10/01/18	12,312.50	12,312.50	0.00	0.00	24,625.00	0.00	12,312.50
3133EFY1	AGCY BULET	FFCB 0.930 10/29/18	8,008.33	11,625.00	0.00	0.00	19,633.33	530.50	12,155.50
3136G1KL2	AGCY CALL	FNMA 1.150 10/30/18	13,640.28	20,125.00	0.00	0.00	33,765.28	3,054.03	23,179.03
742651DG4	AGCY BULET	PEFCO 4.375 03/15/19	25,763.89	21,875.00	43,750.00	0.00	3,888.89	(14,461.12)	7,413.88
3133EGZK4	AGCY CALL	FFCB 1.070 04/24/19	13,999.72	18,725.00	0.00	0.00	32,684.72	1,121.19	19,846.19
313378EE5	AGCY BULET	FHLB 1.625 06/14/19	0.00	10,381.95	0.00	0.00	24,149.31	3,068.00	13,469.95
3135G0T86	AGCY CALL	FNMA 1.950 11/09/20	14,083.33	24,375.00	0.00	0.00	38,458.33	284.55	24,659.55
Total for General Fund			217,652.85	473,964.69	414,936.58	(13,767.36)	290,448.32	293,903.08	767,867.77

CUSIP	Security Type	Security Description	Beg. Accrued	Interest Earned	Interest Rec'd / Sold / Matured	Interest Purchased	Ending Accrued	Disc. Accr / Prem Amort	Net Income
Northwoods Rd Debt Service Fund									
	LGIP	LOGIC	0.00	2,050.80	2,050.80	0.00	0.00	0.00	2,050.80
Total for Northwoods Rd Debt Service Fund			0.00	2,050.80	2,050.80	0.00	0.00	0.00	2,050.80
Northwoods Rd Operating Fund									
	LGIP	LOGIC	0.00	12,982.06	12,982.06	0.00	0.00	0.00	12,982.06
Total for Northwoods Rd Operating Fund			0.00	12,982.06	12,982.06	0.00	0.00	0.00	12,982.06
Pass Toll Series 2009									
TEXPRIME	LGIP	TexPool Prime	0.00	1,603.80	1,603.80	0.00	0.00	0.00	1,603.80
Total for Pass Toll Series 2009			0.00	1,603.80	1,603.80	0.00	0.00	0.00	1,603.80
Passthrough Toll Reimb									
	LGIP	LOGIC	0.00	9,887.10	9,887.10	0.00	0.00	0.00	9,887.10
313313VJ4	AGCY DISCO	FFCB 0.000 04/10/18	0.00	0.00	0.00	0.00	0.00	24,000.00	24,000.00
3133EF3B1	AGCY BULET	FFCB 0.750 04/18/18	9,360.73	11,540.62	0.00	0.00	20,901.35	5,711.72	17,262.34
3130A4GJ5	AGCY BULET	FHLB 1.125 04/25/18	9,900.00	13,500.00	0.00	0.00	23,400.00	455.66	13,955.66
3130A9AE1	AGCY BULET	FHLB 0.875 10/01/18	18,845.31	18,845.32	0.00	0.00	37,690.63	8,657.39	27,502.71
4487W1LM6	CP - DISC	ING Funding 0.000 11/21/18	0.00	0.00	0.00	0.00	0.00	19,805.56	19,805.56
313376BR5	AGCY BULET	FHLB 1.750 12/14/18	2,975.00	15,750.00	0.00	0.00	18,725.00	(3,308.91)	12,441.09
Total for Passthrough Toll Reimb			41,081.04	69,523.04	9,887.10	0.00	100,716.98	55,321.42	123,844.46
Pearson Place Construction Fund									
Total for Pearson Place Construction Fund			0.00	0.00	0.00	0.00	0.00	0.00	0.00



CUSIP	Security Type	Security Description	Beg. Accrued	Interest Earned	Interest Rec'd / Sold / Matured	Interest Purchased	Ending Accrued	Disc Accr / Prem Amort	Net Income
Pearson Place Debt Service Fund									
	LOGIP	LOGIC	0.00	4,740.83	4,740.83	0.00	0.00	0.00	4,740.83
Total for Pearson Place Debt Service Fund			0.00	4,740.83	4,740.83	0.00	0.00	0.00	4,740.83
Pooled Funds									
TEXPOOL	LGIP	TexPool	0.00	33,815.32	33,815.32	0.00	0.00	0.00	33,815.32
TEXPRIME	LGIP	TexPool Prime	0.00	41,261.31	41,261.31	0.00	0.00	0.00	41,261.31
Total for Pooled Funds			0.00	75,076.63	75,076.63	0.00	0.00	0.00	75,076.63
PTT I-35									
Total for PTT I-35			0.00	0.00	0.00	0.00	0.00	0.00	0.00
Road and Bridge General									
TEXPOOL	LGIP	TexPool	0.00	85.07	85.07	0.00	0.00	0.00	85.07
TEXPRIME	LGIP	TexPool Prime	0.00	46,392.89	46,392.89	0.00	0.00	0.00	46,392.89
313313SV1	AGCY DISCO	FFCB 0.000 02/08/18	0.00	0.00	0.00	0.00	0.00	5,647.20	5,647.20
89233HBC7	CP - DISC	Toyota Mfr Cr 0.000 02/12/18	0.00	0.00	0.00	0.00	0.00	4,655.01	4,655.01
3135G0WJ8	AGCY BULET	FNMA 0.875 05/21/18	2,916.67	6,562.50	0.00	0.00	9,479.17	2,651.07	9,213.57
74265IDS8	AGCY BULET	PEFCO 1.875 07/15/18	43,229.17	23,437.50	46,875.00	0.00	19,791.67	(7,151.90)	16,285.60
89233HL93	CP - DISC	Toyota Mfr Cr 0.000 11/09/18	0.00	0.00	0.00	0.00	0.00	8,240.01	8,240.01
3133EJAU3	AGCY BULET	FFCB 1.920 04/29/19	0.00	8,480.00	0.00	(1,440.00)	9,920.00	382.08	8,862.08
3135G0G23	AGCY CALL	FNMA 1.300 04/29/19	0.00	3,827.78	0.00	(7,150.00)	10,977.78	2,069.34	5,897.12
Total for Road and Bridge General			46,145.84	88,765.74	93,352.96	(8,590.00)	50,166.62	16,492.81	105,278.55
Tobacco Funds									
TEXPRIME	LGIP	TexPool Prime	0.00	5,038.68	5,038.68	0.00	0.00	0.00	5,038.68
313379DT3	AGCY BULET	FHLB 1.250 06/08/18	1,597.22	6,250.00	0.00	0.00	7,847.22	(172.54)	6,077.46
Total for Tobacco Funds			1,597.22	11,288.68	5,038.68	0.00	7,847.22	(172.54)	11,116.14

CUSIP	Security Type	Security Description	Beg. Accrued	Interest Earned	Interest Rec'd / Sold / Matured	Interest Purchased	Ending Accrued	Disc. Accr / Prem Amort	Net Income
Unlimited Tax Road Bonds - Series 2007									
TEXPRIME	LGIP	TexPool Prime	0.00	15,825.49	15,825.49	0.00	0.00	0.00	15,825.49
Total for Unlimited Tax Road Bonds - Series 2007			0.00	15,825.49	15,825.49	0.00	0.00	0.00	15,825.49
Total for Williamson County			568,761.87	1,606,370.05	1,383,353.23	(40,995.87)	912,774.56	625,442.13	2,311,812.18

Trade Date	Settle Date	CUSIP	Security Type	Security Description	Coupon	Mty Date	Call Date	Par Value	Price	Principal Amount	Int Purchased / Received	Total Amount	Realized Gain / Loss	YTM	YTW
2013 Park Bond															
Maturities															
03/02/18	03/02/18	46640QC25	CP - DISC	J.P.Morgan Sec		03/02/18		5,000,000.00	100.000	5,000,000.00	0.00	5,000,000.00		1.425	
Total for: Maturities												5,000,000.00	1.425		
Purchases															
02/02/18	02/05/18	912828V56	TREAS NOTE	U.S. Treasury	1.125	01/31/19		4,000,000.00	99.203	3,968,125.00	621.55	3,968,746.55		1.945	1.945
02/02/18	02/05/18	46640QKW0	CP - DISC	J.P.Morgan Sec		10/30/18		5,000,000.00	98.428	4,921,383.33	0.00	4,921,383.33		2.154	2.154
Total for: Purchases												8,889,508.33	2.061	2.061	



Trade Date	Settle Date	CUSIP	Security Type	Security Description	Coupon	Mty Date	Call Date	Par Value	Price	Principal Amount	Int Purchased / Received	Total Amount	Realized Gain / Loss	YTM	YTW
2013 Road Bond															
Maturities															
01/04/18	01/04/18	89233HA46	CP - DISC	Toyota Mtr Cr		01/04/18		8,000,000.00	100.000	8,000,000.00	0.00	8,000,000.00		1.354	
02/28/18	02/28/18	912828UR9	TREAS NOTE	U.S. Treasury	0.750	02/28/18		6,000,000.00	100.000	6,000,000.00	0.00	6,000,000.00		1.109	
03/05/18	03/05/18	46640QC58	CP - DISC	J.P. Morgan Sec		03/05/18		5,000,000.00	100.000	5,000,000.00	0.00	5,000,000.00		1.425	
03/08/18	03/08/18	79583TC86	CP - DISC	Salvation Army		03/08/18		2,200,000.00	100.000	2,200,000.00	0.00	2,200,000.00		1.486	
03/20/18	03/20/18	46640QC13	CP - DISC	J.P. Morgan Sec		03/20/18		5,000,000.00	100.000	5,000,000.00	0.00	5,000,000.00		1.507	
Total for: Maturities										26,200,000.00	0.00	26,200,000.00	1.351		
Purchases															
01/31/18	02/01/18	912828V56	TREAS NOTE	U.S. Treasury	1.125	01/31/19		8,000,000.00	99.199	7,935,937.50	248.62	7,936,186.12		1.940	1.940
Total for: Purchases										8,000,000.00	248.62	7,936,186.12	1.940	1.940	
Income Payments															
01/31/18	01/31/18	912828QY9	TREAS NOTE	U.S. Treasury	2.250	07/31/18				0.00	56,250.00	56,250.00			
02/06/18	02/06/18	3133EHP23	AGCY BULET	FFCB	1.500	02/06/19				0.00	18,750.00	18,750.00			
02/28/18	02/28/18	912828UR9	TREAS NOTE	U.S. Treasury	0.750	02/28/18				0.00	22,500.00	22,500.00			
03/08/18	03/08/18	3133782M2	AGCY BULET	FHLB	1.500	03/08/19				0.00	21,337.50	21,337.50			
03/08/18	03/08/18	3133782M2	AGCY BULET	FHLB	1.500	03/08/19				0.00	53,662.50	53,662.50			
03/08/18	03/08/18	3133782M2	AGCY BULET	FHLB	1.500	03/08/19				0.00	45,000.00	45,000.00			
Total for: Income Payments										0.00	217,500.00	217,500.00			



Trade Date	Settle Date	CUSIP	Security Type	Security Description	Coupon	Mty Date	Call Date	Par Value	Price	Principal Amount	Int Purchased / Received	Total Amount	Realized Gain / Loss	YTM	YTW
2015 CO Bonds															
Purchases															
01/02/18	01/03/18	89233HJU9	CP - DISC	Toyota Mtr Cr		09/28/18		8,000,000.00	98.638	7,891,013.33	0.00	7,891,013.33		1.855	1.855
02/02/18	02/05/18	912828P53	TREAS NOTE	U.S. Treasury	0.750	02/15/19		5,000,000.00	98.766	4,936,281.25	17,730.98	4,956,012.23		1.970	1.970
02/05/18	02/05/18	4487W1L20	CP - DISC	ING Funding		11/02/18		7,000,000.00	98.425	6,889,750.00	0.00	6,889,750.00		2.134	2.134
Total for: Purchases											17,730.98	19,736,775.56		1.981	1.981
Income Payments															
02/15/18	02/15/18	912828P53	TREAS NOTE	U.S. Treasury	0.750	02/15/19				0.00	18,750.00	18,750.00			
Total for: Income Payments											18,750.00	18,750.00			
Conservation Fund															
Maturities															
02/06/18	02/06/18	46640QB67	CP - DISC	J.P. Morgan Sec		02/06/18		1,000,000.00	100.000	1,000,000.00	0.00	1,000,000.00		1.441	1.441
Total for: Maturities											0.00	1,000,000.00		1.441	1.441
Purchases															
02/02/18	02/06/18	46640QKW0	CP - DISC	J.P. Morgan Sec		10/30/18		1,000,000.00	98.434	984,335.56	0.00	984,335.56		2.154	2.154
Total for: Purchases											0.00	984,335.56		2.154	2.154
Income Payments															
02/07/18	02/07/18	3130A8PK3	AGCY BULET	FHLB	0.625	08/07/18				0.00	4,687.50	4,687.50			
Total for: Income Payments											0.00	4,687.50			
City Clerk Record Mgmt. & Preservation															
Purchases															
02/28/18	03/01/18	912828SH4	TREAS NOTE	U.S. Treasury	1.375	02/28/19		500,000.00	99.293	496,464.84	18.68	496,483.52		2.095	2.095
Total for: Purchases											18.68	496,483.52		2.095	2.095



Trade Date	Settle Date	CUSIP	Security Type	Security Description	Coupon	Mty Date	Call Date	Par Value	Price	Principal Amount	Int Purchased / Received	Total Amount	Realized Gain / Loss	YTM	YTW		
Cy Client Records Archive																	
Purchases																	
02/28/18	03/01/18	912828SH4	TREAS NOTE	U.S. Treasury	1.375	02/28/19		500,000.00	99.293	496,464.84	18.68	496,463.52		2.095	2.095		
Total for: Purchases													496,464.84	18.68	496,463.52	2.095	2.095
General Fund																	
Maturities																	
02/13/18	02/13/18	89233HBD5	CP - DISC	Toyota Mt Cr		02/13/18		7,000,000.00	100.000	7,000,000.00	0.00	7,000,000.00		1.474			
03/09/18	03/09/18	313378AA3	AGCY BULET	FHLB	1.375	03/09/18		5,000,000.00	100.000	5,000,000.00	0.00	5,000,000.00		0.804			
03/22/18	03/22/18	79584KCN1	CP - DISC	Salvation Army		03/22/18		7,000,000.00	100.000	7,000,000.00	0.00	7,000,000.00		1.627			
03/30/18	03/30/18	3134G7M73	AGCY CALL	FHLMC	1.000	03/30/18		5,000,000.00	100.000	5,000,000.00	0.00	5,000,000.00		1.000			
Total for: Maturities													24,000,000.00	0.00	24,000,000.00	1.280	
Purchases																	
01/05/18	01/08/18	46640CJMA4	CP - DISC	J.P. Morgan Sec		09/21/18		7,000,000.00	98.613	6,902,933.33	0.00	6,902,933.33		1.977	1.977		
01/05/18	01/08/18	4497W1GL4	CP - DISC	ING Funding		07/20/18		7,000,000.00	99.030	6,932,074.72	0.00	6,932,074.72		1.828	1.828		
01/11/18	01/12/18	4497W1GD2	CP - DISC	ING Funding		07/13/18		7,000,000.00	99.070	6,934,884.44	0.00	6,934,884.44		1.857	1.857		
01/31/18	02/01/18	6684DPT72	CP - DISC	Northwestern Univ		06/07/18		5,500,000.00	99.395	5,466,697.50	0.00	5,466,697.50		1.741	1.741		
02/12/18	02/13/18	4497W1HA7	CP - DISC	ING Funding		08/10/18		7,000,000.00	99.006	6,930,431.67	0.00	6,930,431.67		2.030	2.030		
02/14/18	02/15/18	313379EE5	AGCY BULET	FHLB	1.625	06/14/19		5,000,000.00	99.353	4,967,650.00	13,767.36	4,981,417.36		2.120	2.120		
Total for: Purchases													38,500,000.00	13,767.36	38,148,439.02	1.923	1.923
Income Payments																	
01/16/18	01/15/18	742651DS8	AGCY BULET	PEFCO	1.875	07/15/18				0.00	16,875.00	16,875.00					
02/15/18	02/15/18	912828K82	TREAS NOTE	U.S. Treasury	1.000	08/15/18				0.00	35,000.00	35,000.00					
03/11/18	03/09/18	313378AA3	AGCY BULET	FHLB	1.375	03/09/18				0.00	34,375.00	34,375.00					
03/15/18	03/15/18	742651DG4	AGCY BULET	PEFCO	4.375	03/15/19				0.00	43,750.00	43,750.00					
03/28/18	03/28/18	3134G9NM5	AGCY CALL	FHLMC	1.150	09/28/18				0.00	31,625.00	31,625.00					
03/30/18	03/30/18	3134G7M73	AGCY CALL	FHLMC	1.000	03/30/18				0.00	25,000.00	25,000.00					
Total for: Income Payments													0.00	186,625.00	186,625.00		



Trade Date	Settle Date	CUSIP	Security Type	Security Description	Coupon	Mty Date	Call Date	Par Value	Price	Principal Amount	Int Purchased / Received	Total Amount	Realized Gain / Loss	YTM	YTW
Passthrough Toll Reimb															
Purchases															
02/28/18	03/01/18	4497W1LM6	CP - DISC	ING Funding		11/21/18		10,000,000.00	98.307	9,830,694.44	0.00	9,830,694.44		2.340	2.340
Total for: Purchases													9,830,694.44	2.340	2.340
Reed and Bridge General															
Maturities															
02/08/18	02/08/18	313313SV1	AGCY DISCO	FFCB		02/08/18		5,000,000.00	100.000	5,000,000.00	0.00	5,000,000.00		1.080	
02/12/18	02/12/18	89233HBC7	CP - DISC	Toyota Mtr Cr		02/12/18		3,000,000.00	100.000	3,000,000.00	0.00	3,000,000.00		1.343	
Total for: Maturities													8,000,000.00	1.179	
Purchases															
02/07/18	02/08/18	3135G0GZ3	AGCY CALL	FNMA	1.300	04/29/19	04/29/18	2,000,000.00	99.134	1,982,680.00	7,150.00	1,989,830.00		2.019	2.019
02/07/18	02/08/18	3133EJAU3	AGCY BULET	FFCB	1.920	04/29/19		3,000,000.00	99.889	2,996,658.00	1,440.00	2,998,098.00		2.013	2.013
02/12/18	02/12/18	89233HL93	CP - DISC	Toyota Mtr Cr		11/09/18		3,000,000.00	98.455	2,953,650.00	0.00	2,953,650.00		2.092	2.092
Total for: Purchases													7,932,988.00	2.044	2.044
Income Payments															
01/16/18	01/15/18	742651DS8	AGCY BULET	PEFCO	1.875	07/15/18				0.00	46,875.00	46,875.00			
Total for: Income Payments													46,875.00		



Trade Date	Settle Date	CUSIP	Security Type	Security Description	Coupon	Mty Date	Call Date	Par Value	Price	Principal Amount	Int Purchased / Received	Total Amount	Realized Gain / Loss	YTM	YTW
------------	-------------	-------	---------------	----------------------	--------	----------	-----------	-----------	-------	------------------	--------------------------	--------------	----------------------	-----	-----

Total for All Portfolios

Transaction Type	Quantity	Total Amount	Realized G/L	YTM	YTW
Total Maturities	64,200,000.00	64,200,000.00		1.310	
Total Purchases	95,500,000.00	94,461,105.62		2.007	2.007
Total Income Payments	0.00	474,437.50			



CUSIP	Settle Date	Security Type	Security Description	Next Call Date	Purchase Qty	Orig Price	Original Cost	Amrt/Accr for Period	Total Amrt/Accr Since Purch	Remaining Disc / Prem	Book Value
2013 Park Bond											
46640QC25	06/09/17	CP - DISC	J.P.Morgan Sec 0.000 03/02/18		0.00	98.958	0.00	11,750.00	0.00	0.00	0.00
48308BE35	11/15/17	CP - DISC	Kaiser Foundation Hospital 0.000 05/03/18		5,000,000.00	99.305	4,965,261.11	18,500.00	28,161.09	6,577.80	4,983,422.20
46640QKW0	02/05/18	CP - DISC	J.P.Morgan Sec 0.000 10/30/18		5,000,000.00	98.428	4,921,383.33	16,194.47	16,194.47	62,422.20	4,937,577.80
912828V56	02/05/18	TREAS NOTE	U.S. Treasury 1.125 01/31/19		4,000,000.00	99.203	3,968,125.00	4,887.44	4,887.44	26,987.56	3,973,012.44
Total for 2013 Park Bond							13,854,769.44	51,331.91	49,243.00	95,987.56	13,904,012.44
2013 Road Bond											
89233HA46	04/11/17	CP - DISC	Toyota Mfr Cr 0.000 01/04/18		0.00	99.002	0.00	893.36	0.00	0.00	0.00
912828UR9	03/09/17	TREAS NOTE	U.S. Treasury 0.750 02/28/18		0.00	99.652	0.00	3,434.40	0.00	0.00	0.00
46640QC58	06/12/17	CP - DISC	J.P.Morgan Sec 0.000 03/05/18		0.00	98.958	0.00	12,337.50	0.00	0.00	0.00
79583TC86	12/07/17	CP - DISC	Salvation Army 0.000 03/08/18		0.00	99.626	0.00	5,969.33	0.00	0.00	0.00
46640QC13	06/26/17	CP - DISC	J.P.Morgan Sec 0.000 03/20/18		0.00	98.895	0.00	16,141.65	0.00	0.00	0.00
3133EG3A1	01/31/17	AGCY BULET	FFCB 1.040 04/04/18		9,000,000.00	100.068	9,005,256.00	(1,119.06)	(5,218.74)	(37.26)	9,000,037.26
92181PD90	09/01/17	CP - DISC	Vanderbilt Univ 0.000 04/09/18		7,000,000.00	99.132	6,939,255.56	24,850.00	58,535.52	2,208.92	6,997,791.08
912828QG8	04/27/17	TREAS NOTE	U.S. Treasury 2.625 04/30/18		7,000,000.00	101.504	7,105,273.44	(26,032.58)	(96,885.13)	(8,388.31)	7,008,388.31
36164KEE7	08/22/17	CP - DISC	GE Capital Treasury 0.000 05/14/18		4,000,000.00	98.969	3,958,777.78	14,000.00	34,533.34	6,688.88	3,993,311.12
46640QEV9	09/01/17	CP - DISC	J.P.Morgan Sec 0.000 05/29/18		5,000,000.00	98.845	4,942,250.00	19,250.00	45,344.45	12,405.55	4,987,594.45
313379DT3	02/13/17	AGCY BULET	FHLB 1.250 06/08/18		9,000,000.00	100.300	9,027,000.00	(5,143.41)	(23,171.04)	(3,828.96)	9,003,828.96
46640QGL9	10/28/17	CP - DISC	J.P.Morgan Sec 0.000 07/20/18		2,000,000.00	98.754	1,975,080.00	8,400.00	14,653.34	10,266.66	1,988,733.34
912828QY9	07/07/17	TREAS NOTE	U.S. Treasury 2.250 07/31/18		5,000,000.00	101.000	5,050,000.00	(11,617.35)	(34,262.20)	(15,737.80)	5,015,737.80
46640QH2	12/08/17	CP - DISC	J.P.Morgan Sec 0.000 08/31/18		4,700,000.00	98.633	4,635,753.61	21,737.50	27,534.17	36,712.22	4,663,287.78
3130ACY2	12/08/17	AGCY BULET	FHLB 1.625 12/04/18		20,000,000.00	99.910	19,982,000.00	4,535.00	5,694.00	12,306.00	19,987,694.00
912828V56	02/01/18	TREAS NOTE	U.S. Treasury 1.125 01/31/19		8,000,000.00	99.199	7,935,937.50	10,419.70	10,419.70	53,642.80	7,946,357.20
3133EHP23	12/08/17	AGCY BULET	FFCB 1.500 02/06/19		5,000,000.00	99.716	4,985,800.00	3,035.00	3,803.80	10,396.20	4,998,603.80
3133782M2	12/08/17	AGCY BULET	FHLB 1.500 03/08/19		16,000,000.00	99.621	15,942,600.00	11,647.74	13,766.58	43,633.42	15,956,366.58
3130ABQ08	12/18/17	AGCY CALL	FHLB 1.500 06/28/19	06/28/18	19,675,000.00	99.427	19,562,262.25	18,274.34	20,940.30	91,797.45	19,583,202.55
Total for 2013 Road Bond							121,047,246.14	131,013.12	75,688.09	252,065.77	121,122,934.23



CUSIP	Settle Date	Security Type	Security Description	Next Call Date	Purchase Qty	Orig Price	Original Cost	Amnt/Accr for Period	Total Amnt/Accr Since Purch	Remaining Disc / Prem	Book Value
2015 CO Bonds											
3133EG3A1	01/31/17	AGCY BULET	FFCB 1.040 04/04/18		6,000,000.00	100.058	6,003,504.00	(746.04)	(3,479.16)	(24.84)	6,000,024.84
3135G0WJ8	06/12/17	AGCY BULET	FNMA 0.875 05/21/18		3,000,000.00	99.688	2,990,040.00	2,650.29	8,487.60	1,472.40	2,998,527.60
89233HJU9	01/03/18	CP - DISC	Toyota Mtr Cr. 0.000 09/28/18		8,000,000.00	98.638	7,891,013.33	35,786.67	35,786.67	73,200.00	7,926,800.00
4497W1L20	02/05/18	CP - DISC	ING Funding 0.000 11/02/18		7,000,000.00	98.425	6,889,750.00	22,458.31	22,458.31	87,791.69	6,912,208.31
912828P53	02/05/18	TREAS NOTE	U.S. Treasury 0.750 02/15/19		5,000,000.00	98.766	4,938,281.25	9,055.50	9,055.50	52,663.25	4,947,336.75
Total for 2015 CO Bonds							28,712,588.58	69,204.73	72,308.92	215,102.50	28,784,897.50
Conservation Fund											
46640QB67	08/04/17	CP - DISC	J.P.Morgan Sec. 0.000 02/06/18		0.00	99.261	0.00	1,430.00	0.00	0.00	0.00
3130A8PK3	02/06/17	AGCY BULET	FHLB 0.625 08/07/18		1,500,000.00	99.325	1,489,875.00	1,689.83	7,754.15	2,370.85	1,497,629.15
46640QKW0	02/06/18	CP - DISC	J.P.Morgan Sec. 0.000 10/30/18		1,000,000.00	98.434	984,335.56	3,180.00	3,180.00	12,484.44	987,515.56
Total for Conservation Fund							2,474,210.56	6,299.83	10,934.15	14,855.29	2,485,144.71
City Clerk Record Mgmt & Preservation											
912828SH4	03/01/18	TREAS NOTE	U.S. Treasury 1.375 02/28/19		500,000.00	99.293	496,464.84	297.07	297.07	3,238.09	496,761.91
Total for City Clerk Record Mgmt & Preservation							496,464.84	297.07	297.07	3,238.09	496,761.91
City Clerk Records Archive											
912828SH4	03/01/18	TREAS NOTE	U.S. Treasury 1.375 02/28/19		500,000.00	99.293	496,464.84	297.07	297.07	3,238.09	496,761.91
Total for City Clerk Records Archive							496,464.84	297.07	297.07	3,238.09	496,761.91
Future Environmental Liability											
912828WD8	12/01/17	TREAS NOTE	U.S. Treasury 1.250 10/31/18		1,525,000.00	99.648	1,519,638.67	1,453.63	1,954.33	3,407.00	1,521,593.00
Total for Future Environmental Liability							1,519,638.67	1,453.63	1,954.33	3,407.00	1,521,593.00



CUSIP	Settle Date	Security Type	Security Description	Next Call Date	Purchase Qty	Orig Price	Original Cost	Amrt/Accr for Period	Total Amrt/Accr Since Purch	Remaining Disc / Prem	Book Value
89233HBD5	12/15/17	CP - DISC	Toyota Mtr Cr 0.000 02/13/18		0.00	99.755	0.00	12,290.81	0.00	0.00	0.00
313378A43	10/29/15	AGCY BULET	FHLB 1.375 03/09/18		0.00	101.332	0.00	(5,370.35)	0.00	0.00	0.00
79584KCN1	12/20/17	CP - DISC	Salvation Army 0.000 03/22/18		0.00	99.586	0.00	25,200.00	0.00	0.00	0.00
3134G7M73	09/30/15	AGCY CALL	FHLMC 1.000 03/30/18		0.00	100.000	0.00	0.00	0.00	0.00	0.00
882723A44	11/02/16	MUNICIPAL	TX Trans Comm Hwy Impt GO 5.000 04/01/18		2,000,000.00	105.775	2,115,500.00	(20,501.76)	(115,500.00)	0.00	2,000,000.00
4497W1DP8	12/20/17	CP - DISC	ING Funding 0.000 04/23/18		7,000,000.00	99.428	6,959,975.56	29,050.00	32,923.36	7,101.08	6,992,898.92
48308BE35	01/15/17	CP - DISC	Kaiser Foundation Hospital 0.000 05/03/18		7,000,000.00	99.305	6,951,365.56	25,900.00	39,425.52	9,208.92	6,990,791.08
3134G9JD0	05/17/16	AGCY CALL	FHLMC 1.000 05/11/18	02/11/18	5,000,000.00	100.000	5,000,000.00	0.00	0.00	0.00	5,000,000.00
74081KEB4	12/20/17	CP - DISC	Harvard Univ 0.000 05/11/18		7,000,000.00	99.345	6,954,165.56	29,050.00	32,923.36	12,911.08	6,987,088.92
89233HF41	12/20/17	CP - DISC	Toyota Mtr Cr 0.000 06/04/18		7,000,000.00	99.225	6,945,773.33	29,400.00	33,319.98	20,906.69	6,979,093.31
6684DF72	02/01/18	CP - DISC	Northwestern Univ 0.000 06/07/18		5,500,000.00	99.395	5,466,697.50	15,594.04	15,594.04	17,708.46	5,482,291.54
313379DT3	06/16/17	AGCY BULET	FHLB 1.250 06/08/18		7,000,000.00	99.977	6,998,390.00	411.39	1,303.75	306.25	6,998,693.75
4664QCFV8	10/03/17	CP - DISC	J.P.Morgan Sec 0.000 06/29/18		3,000,000.00	98.790	2,963,685.00	12,150.00	24,300.00	12,015.00	2,987,985.00
4497W1GD2	01/12/18	CP - DISC	ING Funding 0.000 07/13/18		7,000,000.00	99.070	6,934,884.44	28,284.48	28,284.48	36,851.08	6,963,148.92
742651DS8	06/28/17	AGCY BULET	PEFCO 1.875 07/15/18		1,800,000.00	100.569	1,810,236.60	(2,451.21)	(7,401.17)	(2,835.43)	1,802,835.43
4497W1GL4	01/08/18	CP - DISC	ING Funding 0.000 07/20/18		7,000,000.00	99.030	6,932,074.72	29,211.36	29,211.36	38,713.92	6,961,286.08
4497W1HA7	02/13/18	CP - DISC	ING Funding 0.000 08/10/18		7,000,000.00	99.006	6,930,431.67	18,369.14	18,369.14	51,199.19	6,948,800.81
912828K82	12/20/17	TREAS NOTE	U.S. Treasury 1.000 08/15/18		7,000,000.00	99.605	6,972,382.81	10,397.17	11,771.64	15,845.55	6,984,154.45
36164KJAO	12/20/17	CP - DISC	GE Capital Treasury 0.000 09/10/18		7,000,000.00	98.665	6,906,573.33	31,850.00	36,096.67	57,330.00	6,942,670.00
4684QJMA4	01/08/18	CP - DISC	J.P.Morgan Sec 0.000 09/21/18		7,000,000.00	98.613	6,902,933.33	31,470.86	31,470.86	65,595.81	6,934,404.19
3134G9NM5	06/28/16	AGCY CALL	FHLMC 1.150 09/28/18	06/28/18	5,500,000.00	100.000	5,500,000.00	0.00	0.00	0.00	5,500,000.00
23542BD6	07/07/16	MUNICIPAL	Dallas Wtrwks & Swr 0.985 10/01/18		5,000,000.00	100.000	5,000,000.00	0.00	0.00	0.00	5,000,000.00
3133EFLY1	10/29/15	AGCY BULET	FFCB 0.930 10/29/18		5,000,000.00	99.874	4,993,680.00	530.50	5,088.80	1,231.20	4,998,768.80
3136G1KL2	05/25/17	AGCY CALL	FNMA 1.150 10/30/18	04/30/18	7,000,000.00	99.750	6,982,500.00	3,054.03	10,367.35	7,132.65	6,992,867.35
742651DS4	02/17/17	AGCY BULET	PEFCO 4.375 03/15/19		2,000,000.00	106.019	2,120,380.00	(14,461.12)	(64,575.92)	(55,804.08)	2,065,804.08
3133EGZK4	10/31/16	AGCY CALL	FFCB 1.070 04/24/19		7,000,000.00	99.841	6,988,870.00	1,121.19	6,320.58	4,809.42	6,995,190.58
313379EE5	02/15/18	AGCY BULET	FHLB 1.625 06/14/19		5,000,000.00	99.353	4,967,650.00	3,088.00	3,088.00	29,262.00	4,970,738.00
3135G0T86	11/09/17	AGCY CALL	FNMA 1.960 11/09/20	05/09/18	5,000,000.00	99.930	4,996,500.00	284.55	448.95	3,051.05	4,996,948.95

Total for General Fund **135,294,649.41** **293,903.08** **172,810.75** **332,539.84** **135,467,460.16**



CUSIP	Settle Date	Security Type	Security Description	Next Call Date	Purchase Qty	Orig Price	Original Cost	Amrt/Accr for Period	Total Amrt/Accr Since Purch	Remaining Disc / Prem	Book Value
Passthrough Toll Reimb											
313313VJ4	06/09/17	AGCY DISCO	FFCB 0.000 04/10/18		8,000,000.00	98.983	7,918,666.67	24,000.00	78,933.33	2,400.00	7,997,600.00
3133EF3B1	04/27/17	AGCY BULET	FFCB 0.750 04/18/18		6,155,000.00	99.639	6,132,780.45	5,711.72	21,140.70	1,078.85	6,153,921.15
313004AGJ5	05/04/17	AGCY BULET	FHLB 1.125 04/25/18		4,800,000.00	99.963	4,798,224.00	455.66	1,654.46	121.54	4,799,878.46
3130A9AE1	09/08/17	AGCY BULET	FHLB 0.875 10/01/18		8,615,000.00	99.571	8,578,041.65	8,657.39	19,532.62	17,425.73	8,597,574.27
4497W1LM6	03/01/18	CP - DISC	ING Funding 0.000 11/21/18		10,000,000.00	98.307	9,830,694.44	19,805.56	19,805.56	149,500.00	9,850,500.00
313376BR5	09/22/17	AGCY BULET	FHLB 1.750 12/14/18		3,600,000.00	100.451	3,616,254.00	(3,308.91)	(6,906.82)	(9,347.18)	3,609,347.18
Total for Passthrough Toll Reimb						41,170,000.00	40,874,661.21	55,321.42	134,159.85	161,178.94	41,008,821.06
Road and Bridge General											
313313SV1	04/04/17	AGCY DISCO	FFCB 0.000 02/08/18		0.00	99.079	0.00	5,647.20	0.00	0.00	0.00
88233HBC7	05/26/17	CP - DISC	Toyota Mfr Cr 0.000 02/12/18		0.00	99.032	0.00	4,655.01	0.00	0.00	0.00
3135G0WJ8	06/09/17	AGCY BULET	FNMA 0.875 05/21/18		3,000,000.00	99.665	2,989,950.00	2,651.07	8,577.18	1,472.82	2,998,527.18
74265TDS8	07/25/17	AGCY BULET	PEFCO 1.875 07/15/18		5,000,000.00	100.555	5,027,750.00	(7,151.90)	(19,476.70)	(8,273.30)	5,008,273.30
88233HL93	02/12/18	CP - DISC	Toyota Mfr Cr 0.000 11/09/18		3,000,000.00	98.455	2,953,650.00	8,240.01	8,240.01	38,109.99	2,961,890.01
3133EJAU3	02/08/18	AGCY BULET	FFCB 1.920 04/29/19		3,000,000.00	99.889	2,996,658.00	382.08	382.08	2,959.92	2,997,040.08
3135G0G23	02/08/18	AGCY CALL	FNMA 1.300 04/29/19	04/29/18	2,000,000.00	99.134	1,982,680.00	2,069.34	2,069.34	15,250.66	1,984,749.34
Total for Road and Bridge General						16,000,000.00	15,950,688.00	16,492.61	(208.09)	49,520.09	15,950,479.91
Tobacco Funds											
313379DT3	05/24/17	AGCY BULET	FHLB 1.250 06/08/18		2,000,000.00	100.036	2,000,712.00	(172.54)	(583.54)	(128.46)	2,000,128.46
Total for Tobacco Funds						2,000,000.00	2,000,712.00	(172.54)	(583.54)	(128.46)	2,000,128.46
Total for Williamson County						354,370,000.00	352,722,093.69	625,442.13	516,901.60	1,131,004.71	363,238,995.29

CUSIP	Security Type	Security Description	Pay Date	Interest	Principal	Total Amount
2013 Park Bond						
48308BE35	CP - DISC	Kaiser Foundation Hospital 0.000 05/03/18	05/03/18	0.00	5,000,000.00	5,000,000.00
912828V56	TREAS NOTE	U.S. Treasury 1.125 01/31/19	07/31/18	22,500.00	0.00	22,500.00
Total for 2013 Park Bond				22,500.00	5,000,000.00	5,022,500.00
2013 Road Bond						
3133EG3A1	AGCY BULET	FFCB 1.040 04/04/18	04/04/18	46,800.00	9,000,000.00	9,046,800.00
92181PD90	CP - DISC	Vanderbilt Univ 0.000 04/09/18	04/09/18	0.00	7,000,000.00	7,000,000.00
912828QG8	TREAS NOTE	U.S. Treasury 2.625 04/30/18	04/30/18	91,875.00	7,000,000.00	7,091,875.00
36164KEE7	CP - DISC	GE Capital Treasury 0.000 05/14/18	05/14/18	0.00	4,000,000.00	4,000,000.00
46640QEY9	CP - DISC	J.P.Morgan Sec 0.000 05/29/18	05/29/18	0.00	5,000,000.00	5,000,000.00
3130ACYC2	AGCY BULET	FHLB 1.625 12/04/18	06/04/18	162,500.00	0.00	162,500.00
313379DT3	AGCY BULET	FHLB 1.250 06/08/18	06/08/18	56,250.00	9,000,000.00	9,056,250.00
3130ABKQ8	AGCY CALL	FHLB 1.500 06/28/19	06/28/18	147,562.50	0.00	147,562.50
46640QGL9	CP - DISC	J.P.Morgan Sec 0.000 07/20/18	07/20/18	0.00	2,000,000.00	2,000,000.00
912828QY9	TREAS NOTE	U.S. Treasury 2.250 07/31/18	07/31/18	56,250.00	5,000,000.00	5,056,250.00
912828V56	TREAS NOTE	U.S. Treasury 1.125 01/31/19	07/31/18	45,000.00	0.00	45,000.00
3133EHP23	AGCY BULET	FFCB 1.500 02/06/19	08/06/18	37,500.00	0.00	37,500.00
46640CHX2	CP - DISC	J.P.Morgan Sec 0.000 08/31/18	08/31/18	0.00	4,700,000.00	4,700,000.00
3133782M2	AGCY BULET	FHLB 1.500 03/08/19	09/08/18	120,000.00	0.00	120,000.00
Total for 2013 Road Bond				763,737.50	52,700,000.00	53,463,737.50
2015 CO Bonds						
3133EG3A1	AGCY BULET	FFCB 1.040 04/04/18	04/04/18	31,200.00	6,000,000.00	6,031,200.00
3135G0WJ8	AGCY BULET	FNMA 0.875 05/21/18	05/21/18	13,125.00	3,000,000.00	3,013,125.00
912828P53	TREAS NOTE	U.S. Treasury 0.750 02/15/19	08/15/18	18,750.00	0.00	18,750.00
Total for 2015 CO Bonds				63,075.00	9,000,000.00	9,063,075.00

CUSIP	Security Type	Security Description	Pay Date	Interest	Principal	Total Amount
Conservation Fund						
3130A8PK3	AGCY BULET	FHLB 0.625 08/07/18	08/07/18	4,687.50	1,500,000.00	1,504,687.50
Total for Conservation Fund				4,687.50	1,500,000.00	1,504,687.50
City Clerk Record Mgmt & Preservation						
912828SH4	TREAS NOTE	U.S. Treasury 1.375 02/28/19	08/31/18	3,437.50	0.00	3,437.50
Total for City Clerk Record Mgmt & Preservation				3,437.50	0.00	3,437.50
City Clerk Records Archive						
912828SH4	TREAS NOTE	U.S. Treasury 1.375 02/28/19	08/31/18	3,437.50	0.00	3,437.50
Total for City Clerk Records Archive				3,437.50	0.00	3,437.50
Future Environmental Liability						
912828WD8	TREAS NOTE	U.S. Treasury 1.250 10/31/18	04/30/18	9,531.25	0.00	9,531.25
Total for Future Environmental Liability				9,531.25	0.00	9,531.25

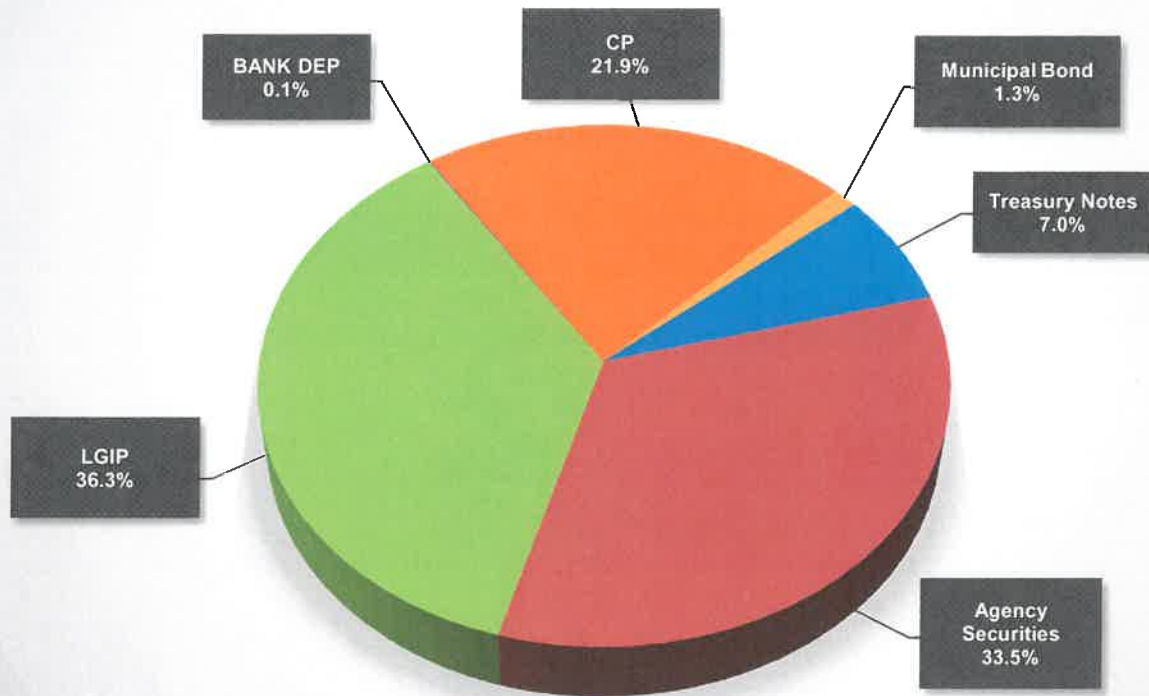


CUSIP	Security Type	Security Description	Pay Date	Interest	Principal	Total Amount
General Fund						
23542JBD6	MUNICIPAL	Dallas Wtrwks & Swr 0.985 10/01/18	04/01/18	24,625.00	0.00	24,625.00
8827234A4	MUNICIPAL	TX Trans Comm Hwy Impt GO 5.000 04/01/18	04/01/18	50,000.00	2,000,000.00	2,050,000.00
4497W1DP8	CP - DISC	ING Funding 0.000 04/23/18	04/23/18	0.00	7,000,000.00	7,000,000.00
3133EGZK4	AGCY CALL	FFCB 1.070 04/24/19	04/24/18	37,450.00	0.00	37,450.00
3133EFLY1	AGCY BULET	FFCB 0.930 10/29/18	04/29/18	23,250.00	0.00	23,250.00
3136G1KL2	AGCY CALL	FNMA 1.150 10/30/18	04/30/18	40,250.00	0.00	40,250.00
48306BE35	CP - DISC	Kaiser Foundation Hospital 0.000 05/03/18	05/03/18	0.00	7,000,000.00	7,000,000.00
3135G0T86	AGCY CALL	FNMA 1.950 11/09/20	05/09/18	48,750.00	0.00	48,750.00
3134G9JD0	AGCY CALL	FHLMC 1.000 05/11/18	05/11/18	25,000.00	5,000,000.00	5,025,000.00
74081KEB4	CP - DISC	Harvard Univ 0.000 05/11/18	05/11/18	0.00	7,000,000.00	7,000,000.00
89233HF41	CP - DISC	Toyota Mtr Cr 0.000 06/04/18	06/04/18	0.00	7,000,000.00	7,000,000.00
6684DF72	CP - DISC	Northwestern Univ 0.000 06/07/18	06/07/18	0.00	5,500,000.00	5,500,000.00
313379DT3	AGCY BULET	FHFB 1.250 06/08/18	06/08/18	43,750.00	7,000,000.00	7,043,750.00
313379EE5	AGCY BULET	FHFB 1.625 06/14/19	06/14/18	40,625.00	0.00	40,625.00
4664QFV8	CP - DISC	J.P.Morgan Sec 0.000 06/29/18	06/29/18	0.00	3,000,000.00	3,000,000.00
4497W1GD2	CP - DISC	ING Funding 0.000 07/13/18	07/13/18	0.00	7,000,000.00	7,000,000.00
742651DS8	AGCY BULET	PEFCO 1.875 07/15/18	07/15/18	16,875.00	1,800,000.00	1,816,875.00
4497W1GL4	CP - DISC	ING Funding 0.000 07/20/18	07/20/18	0.00	7,000,000.00	7,000,000.00
4497W1HA7	CP - DISC	ING Funding 0.000 08/10/18	08/10/18	0.00	7,000,000.00	7,000,000.00
912828K82	TREAS NOTE	U.S. Treasury 1.000 08/15/18	08/15/18	35,000.00	7,000,000.00	7,035,000.00
36164KJAO	CP - DISC	GE Capital Treasury 0.000 09/10/18	09/10/18	0.00	7,000,000.00	7,000,000.00
742651DC4	AGCY BULET	PEFCO 4.375 03/15/19	09/15/18	43,750.00	0.00	43,750.00
4664QJMA4	CP - DISC	J.P.Morgan Sec 0.000 09/21/18	09/21/18	0.00	7,000,000.00	7,000,000.00
Total for General Fund				429,325.00	94,300,000.00	94,729,325.00
Passthrough Toll Reimb						
3130A9AE1	AGCY BULET	FHFB 0.875 10/01/18	04/01/18	37,690.62	0.00	37,690.62
313313VJ4	AGCY DISCO	FFCB 0.000 04/10/18	04/10/18	0.00	8,000,000.00	8,000,000.00
3133EF3B1	AGCY BULET	FFCB 0.750 04/18/18	04/18/18	23,081.25	6,155,000.00	6,178,081.25
3130A4GJ5	AGCY BULET	FHFB 1.125 04/25/18	04/25/18	27,000.00	4,800,000.00	4,827,000.00
313376BR5	AGCY BULET	FHFB 1.750 12/14/18	06/14/18	31,500.00	0.00	31,500.00
Total for Passthrough Toll Reimb				119,271.87	18,955,000.00	19,074,271.87

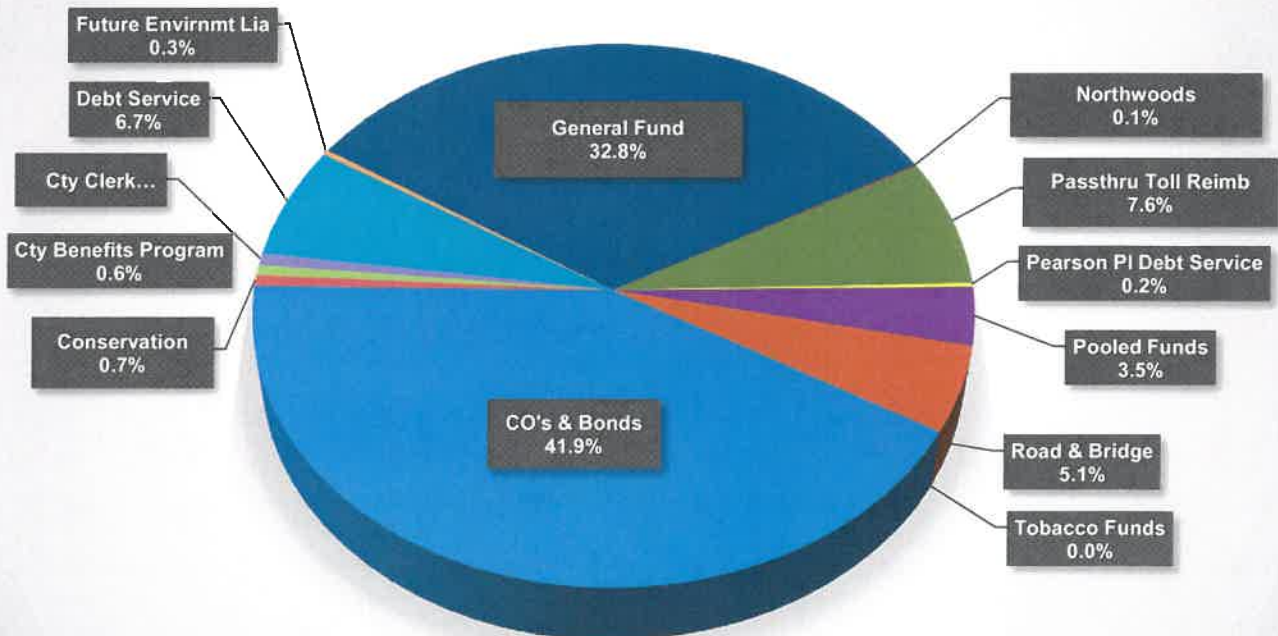
CUSIP	Security Type	Security Description	Pay Date	Interest	Principal	Total Amount
Road and Bridge General						
3133EJAU3	AGCY BULET	FFCB 1.920 04/29/19	04/29/18	14,400.00	0.00	14,400.00
3135GUG23	AGCY CALL	FNMA 1.300 04/29/19	04/29/18	13,000.00	0.00	13,000.00
3135GAWJ8	AGCY BULET	FNMA 0.875 05/21/18	05/21/18	13,125.00	3,000,000.00	3,013,125.00
742651DS8	AGCY BULET	PEFCO 1.875 07/15/18	07/15/18	46,875.00	5,000,000.00	5,046,875.00
Total for Road and Bridge General				87,400.00	8,000,000.00	8,087,400.00
Tobacco Funds						
313379DT3	AGCY BULET	FHLB 1.250 06/08/18	06/08/18	12,500.00	2,000,000.00	2,012,500.00
Total for Tobacco Funds				12,500.00	2,000,000.00	2,012,500.00

CUSIP	Security Type	Security Description	Pay Date	Interest	Principal	Total Amount
Total for All Portfolios						
			April 2018	470,153.12	56,955,000.00	57,425,153.12
			May 2018	100,000.00	39,000,000.00	39,100,000.00
			June 2018	494,687.50	33,500,000.00	33,994,687.50
			July 2018	187,500.00	27,800,000.00	27,987,500.00
			August 2018	102,812.50	20,200,000.00	20,302,812.50
			September 2018	163,750.00	14,000,000.00	14,163,750.00
Total Projected Cash Flows for Williamson County				1,518,903.12	191,455,000.00	192,973,903.12

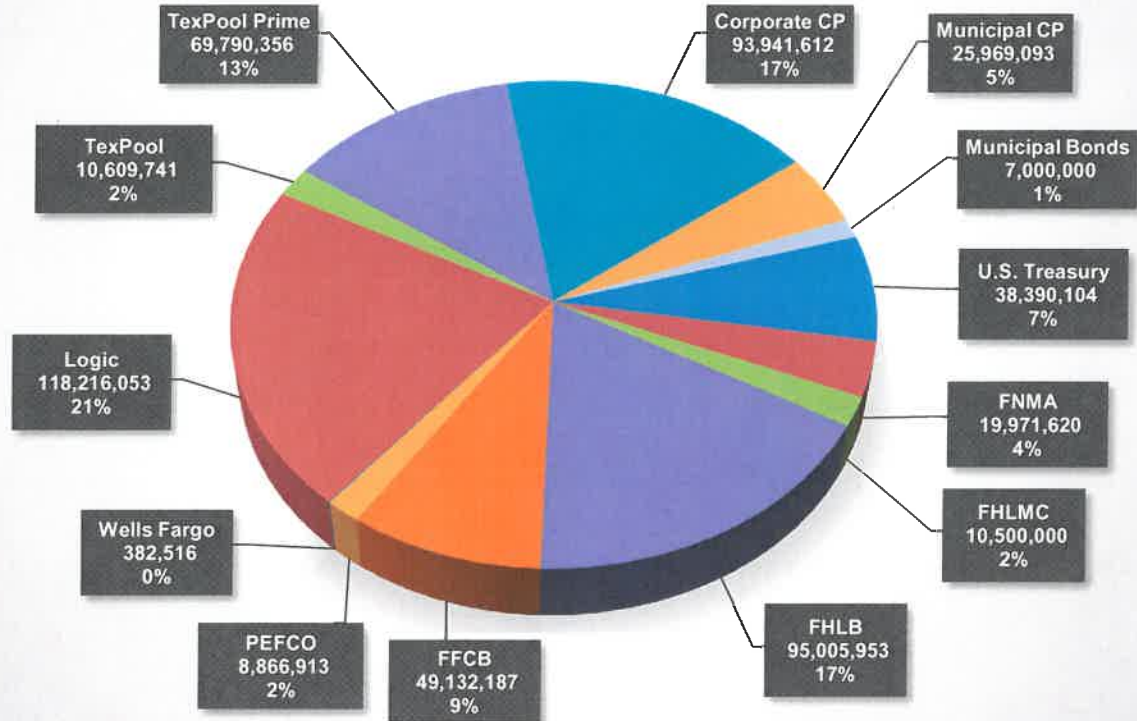
Investment By Type March 31, 2018



Investment By Fund March 31, 2018



Investments By Type March 31, 2018



Investments By Maturity March 31, 2018

