

TREASURER'S REPORT ON THE WILLIAMSON COUNTY FINANCES

IN THE MATTER OF COUNTY FINANCES  
IN THE HANDS OF D. SCOTT HESELMAYER  
TREASURER OF WILLIAMSON COUNTY, TEXAS

COMMISSIONERS' COURT  
WILLIAMSON COUNTY, TEXAS  
IN REGULAR SESSION  
JANUARY TERM 2019

IN ACCORDANCE with Section 114.026, Local Government Code, we the undersigned, constituting the entire Commissioners Court of said County, certify that on the \_\_\_\_ day of January, at the Regular term of Court, we compared and examined the monthly report of D. SCOTT HESELMAYER, Treasurer of Williamson County, Texas, for **August 2018**, and finding the same correct, entered an order in the Minutes approving said Report, which states total cash and other assets on hand as \$424,294,585.02.

\_\_\_\_\_  
Bill Gravell, County Judge

\_\_\_\_\_  
Terry Cook, Commissioner Pct. 1

\_\_\_\_\_  
Cynthia Long, Commissioner Pct. 2

\_\_\_\_\_  
Valerie Covey, Commissioner Pct. 3

\_\_\_\_\_  
Russ Boles, Commissioner Pct. 4

SWORN TO AND SUBSCRIBED BEFORE ME, by Bill Gravell, County Judge, and County Commissioners of said Williamson County, each respectively, on this the \_\_\_\_\_ day \_\_\_\_\_, A.D., 2019.

\_\_\_\_\_  
Attest: Nancy E. Rister, County Clerk  
Clerk of the Commissioners Court in and for  
Williamson County, Texas

\_\_\_\_\_  
By: Deputy

AGENDA DATE \_\_\_\_\_ AGENDA NUMBER \_\_\_\_\_

**WILLIAMSON COUNTY TREASURER**  
**TREASURER'S REPORT ON WILLIAMSON COUNTY FINANCES**  
**AUGUST 2018**

**In Accordance with Texas Local Government Code Section 114.026**

**Contents:**

1. Cash Receipts and Disbursements and Investment Summary
2. Investment Report

WILLIAMSON COUNTY TREASURER  
TREASURER'S REPORT  
August 2018

**CASH RECEIPTS AND DISBURSEMENT**

	Beginning Balance	Receipts	Disbursements	Ending Balance
<b>General Operating</b>				
Cash	\$ 10,612,133.65	\$ 128,473,609.66	\$ 138,642,585.78	\$ 443,157.53
Investments - Texpool	\$ 68,185,504.94	\$ 8,039,325.29	\$ 42,460,069.29	\$ 33,764,760.94
Investments	\$ 300,944,591.13	\$ 37,236,290.23	\$ 25,916,721.78	\$ 312,264,159.58
Investments - Logic	\$ 119,372,892.43	\$ 38,533,743.20	\$ 63,826,687.51	\$ 94,079,948.12
<b>Total General Operating</b>	<b>\$ 499,115,122.15</b>	<b>\$ 212,282,968.38</b>	<b>\$ 270,846,064.36</b>	<b>\$ 440,552,026.17</b>
<b>Payroll Fund</b>				
Cash	\$ 6,511,525.29	\$ 13,560,253.67	\$ 17,573,328.02	\$ 2,498,450.94
<b>Total Payroll Fund</b>	<b>\$ 6,511,525.29</b>	<b>\$ 13,560,253.67</b>	<b>\$ 17,573,328.02</b>	<b>\$ 2,498,450.94</b>
<b>SO Commissary Fund</b>				
Cash	\$ 271,411.82	\$ 9,576.46		\$ 280,988.28
Investments - Texpool	\$ 1,530,740.32	\$ 2,496.79		\$ 1,533,237.11
<b>Total SO Commissary Fund</b>	<b>\$ 1,802,152.14</b>	<b>\$ 12,073.25</b>	<b>\$ -</b>	<b>\$ 1,814,225.39</b>
<b>LPPF (Local Provider Participation Fund)</b>				
Cash		\$ 14,991,225.32	\$ 8,063,145.18	\$ 6,928,080.14
Investments - Texpool	\$ 1,422,566.04	\$ 8,072,072.82		\$ 9,494,638.86
<b>Total LPPF</b>	<b>\$ 1,422,566.04</b>	<b>\$ 23,063,298.14</b>	<b>\$ 8,063,145.18</b>	<b>\$ 16,422,719.00</b>
<b>Grand Total</b>	<b>\$ 508,851,365.62</b>	<b>\$ 248,918,593.44</b>	<b>\$ 296,482,537.56</b>	<b>\$ 461,287,421.50</b>

**INVESTMENT REPORT SUMMARY**

	7/31/2018	8/31/2018
Total Book Value of Portfolio	\$513,752,976.46	\$461,995,667.66
Weighted Average Yield to Maturity	1.992%	2.073%
Weighted Average Days to Maturity	126	153
Total Earned Income for the Month	\$887,910.31	\$839,338.26

**FirstSouthwest  
AssetManagement**

A Hilltop Holdings Company.



## Investment Portfolio Summary

**Williamson County**



**For the Month Ended**

**August 31, 2018**

Prepared by  
FirstSouthwest Asset Management

**Report Name**

- Certification Page
- Executive Summary
- Benchmark Comparison
- Detail of Security Holdings
- Change in Value
- Earned Income
- Investment Transactions
- Amortization and Accretion
- Projected Fixed Income Cash Flows

**MARKET RECAP - AUGUST 2018:**

August's state of economic data was somewhat mixed. The ISM indexes moderated and housing showed signs of weakness while employment and consumer spending remained strong. The ISM manufacturing survey slipped from a very strong 60.2 in June to a three-month low of 58.1 in July. While still a very good number, the outlook dimmed a bit as survey respondents were "overwhelmingly concerned" about trade issues. It was the same story on the service side as the ISM non-manufacturing index fell from 59.1 to an 11-month low of 55.7 in July. Non-farm payrolls rose by +157k in July, well shy of the +193k median forecast, but prior month revisions added +59k, more than making up the difference. The monthly average for the first seven months of the year is now +215k; if this holds, it would be the strongest job growth since 2015. The unemployment rate dipped from 4.0% to 3.9% in July, but hourly earnings rose just +0.3% for the month while annualized wage growth was unchanged at +2.7%.

Inflation is still somewhat high, but has backed off a bit along with energy prices. The consumer price index (CPI) equaled forecasts with a +0.2% gain in July, keeping the year-over-year rate at +2.9%, the fastest pace in six years. Core CPI rose +0.2% in July which pushed the annual pace up a tenth to +2.4%, the largest annual increase since 2008. While inflation readings have been warming in recent months, there are indications this trend may be short-lived. With the dollar strengthening commodity prices have been on the decline recently and Bloomberg's commodity price index is down -8.6% from the peak in May and -5.0% for the year, suggesting inflationary pressures may subside. Consumers continue to spend at a solid pace with headline retail sales rising +0.5% in July. The benchmark GDP revisions included another insight into consumer health. The U.S. savings rate for 2016 and 2017 was revised upward from 3.4% to 6.7%, an indication that consumers are in better shape than previously thought. Housing data seems to be the one area where signs of stress are percolating. Existing home sales fell -0.7% in July, well short of the +0.4% expected gain. The fourth straight decline took sales to the weakest level since February 2016. Affordability is a growing problem as the median price of an existing home was up +4.5% year-over-year in July to \$269,600 and mortgage rates have climbed ¾s of a point in the last year. The NAR's chief economists said, "Too many would be buyers are either being priced out or are deciding to postpone their search until more homes in their price range come onto the market."

Trade issues continue to garner headlines and while tariffs may be causing a lot of consternation, the economic fallout has been limited, at least so far. Problems in emerging markets including Turkey, Argentina, and Venezuela have also been making headlines as those countries suffer from the strengthening dollar and a myriad of other problems. The FOMC met in August but made no changes to monetary policy and proffered no changes to the outlook. Investors fully expect a rate hike in late-September and a December increase also appears likely. The yield curve continued to flatten as short rates rose while long rates fell. The yield on a six-month Treasury bill rose 7 basis points to 2.26% while the two-year Treasury yield fell 4 basis points from 2.67% to 2.63%. The yield on the 10-year T-note is just 23 basis points higher at 2.86%.

---

---

**For the Month Ended**  
**August 31, 2018**

This report is prepared for the **Williamson County** (the "Entity") in accordance with Chapter 2256 of the Texas Public Funds Investment Act ("PFIA"). Section 2256.023(a) of the PFIA states that: "Not less than quarterly, the investment officer shall prepare and submit to the governing body of the entity a written report of the investment transactions for all funds covered by this chapter for the preceding reporting period." This report is signed by the Entity's investment officers and includes the disclosures required in the PFIA. To the extent possible, market prices have been obtained from independent pricing sources.

The investment portfolio complied with the PFIA and the Entity's approved Investment Policy and Strategy throughout the period. All investment transactions made in the portfolio during this period were made on behalf of the Entity and were made in full compliance with the PFIA and the approved Investment Policy.

**Officer Names and Titles:**



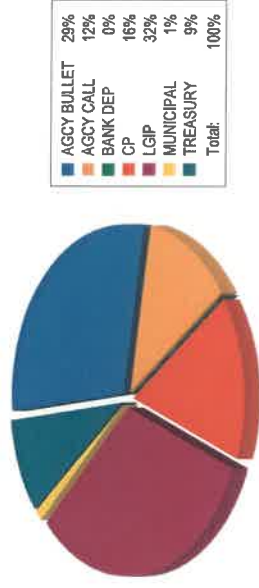
Name: D. Scott Heselmeier

Title: County Treasurer

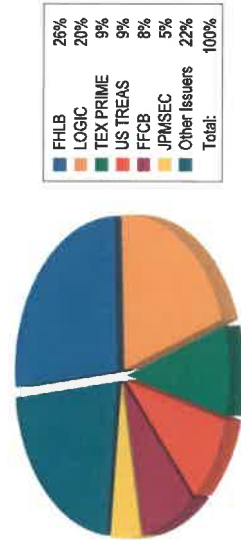
Account Summary

	Beginning Values as of 07/31/18	Ending Values as of 08/31/18
Par Value	514,598,385.34	462,781,508.09
Market Value	513,081,734.74	461,453,643.64
Book Value	513,752,976.46	461,955,667.66
Unrealized Gain/(Loss)	(671,241.72)	(502,024.02)
<b>Market Value %</b>	<b>99.87%</b>	<b>99.89%</b>
Weighted Avg. YTW	1.992%	2.073%
Weighted Avg. YTM	1.992%	2.073%

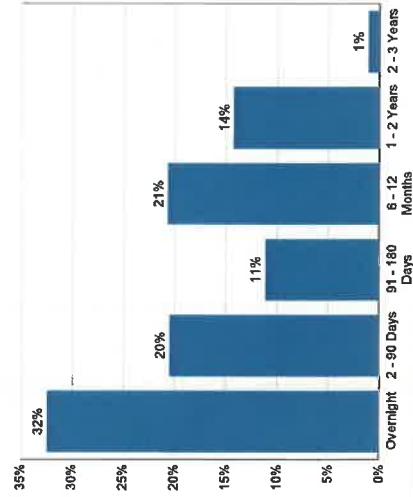
Allocation by Security Type



Allocation by Issuer

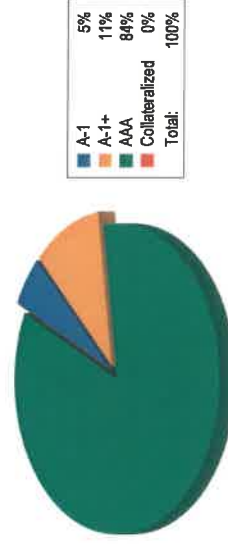


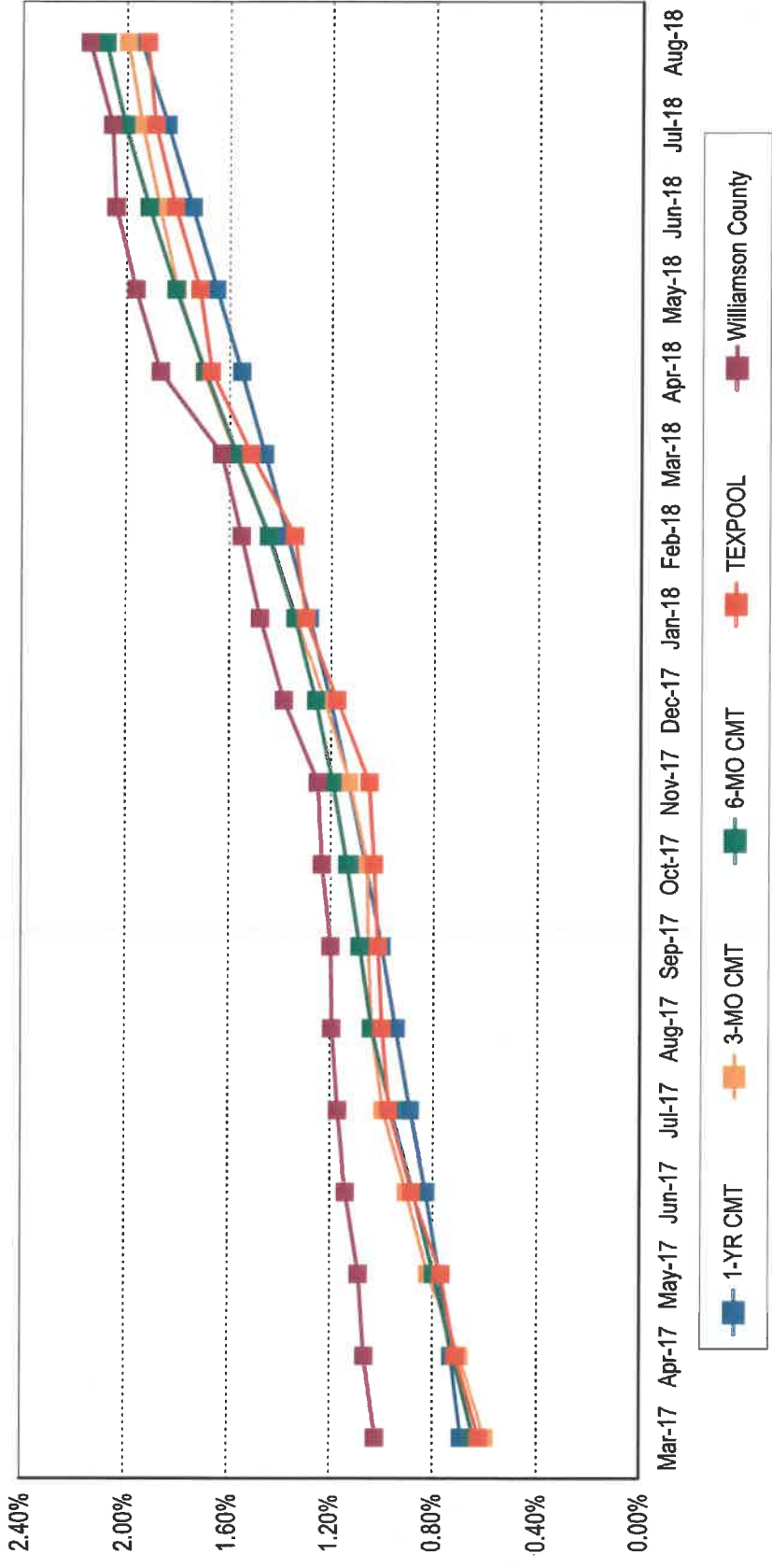
Maturity Distribution %



Weighted Average Days to Maturity: 153

Credit Quality





**Note 1:** CMT stands for Constant Maturity Treasury. This data is published in Federal Reserve Statistical Release H.15 and represents an average of all actively traded Treasury securities having that time remaining until maturity. This is a standard industry benchmark for Treasury securities. The CMT benchmarks are moving averages. The 3-month CMT is the daily average for the previous 3 months, the 6-month CMT is the daily average for the previous 6 months, and the 1-year and 2-year CMT's are the daily averages for the previous 12-months.

**Note 2:** Benchmark date for TexPool is the monthly average yield.



**FirstSouthwest**  
**AssetManagement**  
 A Hilltop Holdings Company.

**Williamson County**  
**Detail of Security Holdings**  
 As of 08/31/2018

CUSIP	Settle Date	Sec. Type	Sec. Description	CPN	Mty Date	Next Call	Call Type	Par Value	Purch Price	Orig Cost	Book Value	Mkt Price	Market Value	Days to Mfity	Days to Call	YTM	YTW	
<b>2013 Park Bond</b>																		
LOGIC		LGIP	LOGIC					11,249,312.84	100.000	11,249,312.84	11,249,312.84	100.000	11,249,312.84	1		2.184	2.184	
46640CKW0	02/05/18	CP - DISC	J.P. Morgan Sec		10/30/18			5,000,000.00	98.428	4,921,383.33	4,982,627.80	99.643	4,982,150.00	60		2.154	2.154	
912828V56	02/05/18	TREAS NOTE	U.S. Treasury	1.125	01/31/19			4,000,000.00	99.203	3,968,125.00	3,986,588.28	99.539	3,981,560.00	153		1.945	1.945	
912828D23	07/18/18	TREAS NOTE	U.S. Treasury	1.625	04/30/19			5,000,000.00	99.453	4,972,656.25	4,976,905.05	99.527	4,976,350.00	242		2.330	2.330	
<b>Total for 2013 Park Bond</b>													<b>84</b>	<b>25,195,433.97</b>	<b>99.763</b>	<b>25,189,372.84</b>	<b>2.169</b>	<b>2.169</b>
<b>2013 Road Bond</b>																		
LOGIC		LGIP	LOGIC					33,069,304.17	100.000	33,069,304.17	33,069,304.17	100.000	33,069,304.17	1		2.184	2.184	
3130ACYC2	12/08/17	AGCY BULET	FHLB	1.625	12/04/18			20,000,000.00	99.910	19,982,000.00	19,995,282.00	99.849	19,989,800.00	95		1.717	1.717	
912828V56	02/01/18	TREAS NOTE	U.S. Treasury	1.125	01/31/19			8,000,000.00	99.199	7,935,937.50	7,973,339.28	99.539	7,963,120.00	153		1.940	1.940	
3133EHP23	12/08/17	AGCY BULET	FFCB	1.500	02/06/19			5,000,000.00	99.716	4,985,800.00	4,994,697.85	99.653	4,982,650.00	159		1.748	1.748	
46640CPR6	08/30/18	CP - DISC	J.P. Morgan Sec		02/25/19			5,000,000.00	98.767	4,938,344.44	4,939,033.35	98.749	4,937,450.00	178		2.511	2.511	
3133782M2	12/08/17	AGCY BULET	FHLB	1.500	03/08/19			6,000,000.00	99.675	5,980,500.00	5,991,866.58	99.595	5,975,700.00	189		1.763	1.763	
3133782M2	12/18/17	AGCY BULET	FHLB	1.500	03/08/19			2,845,000.00	99.621	2,834,217.45	2,840,399.24	99.595	2,833,477.75	189		1.814	1.814	
3133782M2	12/18/17	AGCY BULET	FHLB	1.500	03/08/19			7,155,000.00	99.621	7,127,882.55	7,143,429.36	99.595	7,126,022.25	189		1.814	1.814	
3130ABKQ8	12/18/17	AGCY CALL	FHLB	1.500	06/28/19	9/28/2018	ORTLY	19,675,000.00	99.427	19,562,262.25	19,613,780.06	99.259	19,529,208.25	301	28	1.882	1.882	
3130A02T6	04/11/18	AGCY BULET	FHLB	2.375	09/13/19			5,500,000.00	100.099	5,505,445.00	5,504,005.05	99.859	5,492,245.00	378		2.303	2.303	
3130ACM92	08/21/18	AGCY BULET	FHLB	1.500	10/21/19			10,000,000.00	98.855	9,885,500.00	9,888,207.30	98.868	9,886,800.00	416		2.501	2.501	
912828L4	08/30/18	TREAS NOTE	U.S. Treasury	3.375	11/15/19			10,000,000.00	100.984	10,098,437.50	10,098,006.20	100.984	10,098,400.00	441		2.541	2.541	
3130ADXU1	04/11/18	AGCY BULET	FHLB	2.320	01/09/20			7,500,000.00	99.929	7,494,675.00	7,495,750.35	99.645	7,473,375.00	496		2.363	2.363	
3130ADG22	08/21/18	AGCY CALL	FHLB	2.080	01/23/20	1/23/2019	ORTLY	10,000,000.00	99.287	9,928,700.00	9,930,078.70	99.257	9,925,700.00	510	145	2.603	2.603	
<b>Total for 2013 Road Bond</b>													<b>222</b>	<b>149,329,005.86</b>	<b>99.581</b>	<b>149,263,252.42</b>	<b>2.110</b>	<b>2.110</b>

CUSIP	Settle Date	Sec. Type	Sec. Description	CPN	Mty Date	Next Call	Call Type	Par Value	Purch Price	Orig Cost	Book Value	Mkt Price	Market Value	Days to Mty	Days to Call	YTM	YTW	
<b>2015 CO Bonds</b>																		
		LGIP	LOGIC					416,891.96	100,000	416,891.96	416,891.96	100,000	416,891.96	1		2.184	2.184	
89233HJU9	01/03/18	CP - DISC	Toyota Mfr Cr		09/28/18			8,000,000.00	98.638	7,891,013.33	7,989,020.00	99.847	7,987,760.00	28		1.855	1.855	
4497WV1L20	02/05/18	CP - DISC	ING Funding		11/02/18			7,000,000.00	98.425	6,889,750.00	6,974,683.31	99.620	6,973,400.00	63		2.134	2.134	
912828PF3	02/05/18	TREAS NOTE	U.S. Treasury	0.750	02/15/19			5,000,000.00	98.766	4,938,281.25	4,972,593.95	99.332	4,966,600.00	168		1.970	1.970	
<b>Total for 2015 CO Bonds</b>													<b>74</b>	<b>20,344,651.96</b>	<b>99.647</b>	<b>20,353,936.54</b>	<b>1,985</b>	<b>1.985</b>
<b>Conservation Fund</b>																		
TEXPRIME	02/06/18	CP - DISC	TexPool Prime		10/30/18			1,089,296.23	100,000	1,089,296.23	1,089,296.23	100,000	1,089,296.23	1		2.181	2.181	
46640QKW0	08/09/18	AGCY BULET	J.P. Morgan Sec					1,000,000.00	98.434	984,335.56	996,525.56	99.643	996,430.00	60		2.154	2.154	
3130A8Y72	08/09/18	AGCY BULET	FHLB	0.875	08/05/19			1,500,000.00	98.429	1,476,435.00	1,477,882.31	98.553	1,478,295.00	339		2.493	2.493	
<b>Total for Conservation Fund</b>													<b>158</b>	<b>3,564,021.23</b>	<b>99.300</b>	<b>3,550,066.79</b>	<b>2,303</b>	<b>2.303</b>
<b>County Benefits Program</b>																		
TEXPRIME		LGIP	TexPool Prime					2,078,465.98	100,000	2,078,465.98	2,078,465.98	100,000	2,078,465.98	1		2.181	2.181	
<b>Total for County Benefits Program</b>													<b>1</b>	<b>2,078,465.98</b>	<b>100,000</b>	<b>2,078,465.98</b>	<b>2.181</b>	<b>2.181</b>
<b>City Clerk Record Mgmt &amp; Preservation</b>																		
TEXPOOL	03/01/18	TREAS NOTE	U.S. Treasury	1.375	02/28/19			500,000.00	99.293	496,464.84	498,228.32	99.563	497,815.00	181		2.095	2.095	
912828SH4	03/01/18	TREAS NOTE	U.S. Treasury	1.375	02/28/19			1,426,308.37	100,000	1,426,308.37	1,426,308.37	100,000	1,426,308.37	1		1.921	1.921	
<b>Total for City Clerk Record Mgmt &amp; Preservation</b>													<b>48</b>	<b>1,924,123.37</b>	<b>99.867</b>	<b>1,922,773.21</b>	<b>1,966</b>	<b>1.966</b>
<b>City Clerk Records Archive</b>																		
TEXPOOL	03/01/18	TREAS NOTE	U.S. Treasury	1.375	02/28/19			500,000.00	99.293	496,464.84	498,228.32	99.563	497,815.00	181		2.095	2.095	
912828SH4	03/01/18	TREAS NOTE	U.S. Treasury	1.375	02/28/19			1,456,302.91	100,000	1,456,302.91	1,456,302.91	100,000	1,456,302.91	1		1.921	1.921	
<b>Total for City Clerk Records Archive</b>													<b>47</b>	<b>1,954,117.91</b>	<b>99.889</b>	<b>1,952,767.75</b>	<b>1,965</b>	<b>1.965</b>

CUSIP	Settle Date	Sec. Type	Sec. Description	CPN	My Date	Next Call	Call Type	Par Value	Purch Price	Orig Cost	Book Value	Mkt Price	Market Value	Days to Mfhy	Days to Call	YTM	YTW
<b>Debt Service Fund</b>																	
TEXPRIME		LGP	TexPool Prime					5,844,620.79	100.000	5,844,620.79	5,844,620.79	100.000	5,844,620.79	1		2.181	2.181
<b>Total for Debt Service Fund</b>									<b>100.000</b>	<b>5,844,620.79</b>	<b>5,844,620.79</b>	<b>100.000</b>	<b>5,844,620.79</b>	<b>1</b>		<b>2.181</b>	<b>2.181</b>
<b>Future Environmental Liability</b>																	
TEXPRIME		LGP	TexPool Prime					340,695.03	100.000	340,695.03	340,695.03	100.000	340,695.03	1		2.181	2.181
912828WD8	12/01/17	TREAS NOTE	U.S. Treasury	1.250	10/31/18			1,525,000.00	99.648	1,519,638.67	1,524,041.75	99.877	1,523,124.25	61		1.639	1.639
<b>Total for Future Environmental Liability</b>									<b>99.713</b>	<b>1,860,333.70</b>	<b>1,864,736.78</b>	<b>99.899</b>	<b>1,863,819.28</b>	<b>50</b>		<b>1.738</b>	<b>1.738</b>
<b>General Fund - Core Investments</b>																	
3134G9NM5	06/28/16	AGCY CALL	FHLMC	1.150	09/28/18	Expired	QRTLY	5,500,000.00	100.000	5,500,000.00	5,500,000.00	99.943	5,496,865.00	28		1.150	1.150
23542BD6	07/07/16	MUNICIPAL	Dallas Wrtnks & Swr	0.985	10/01/18			5,000,000.00	100.000	5,000,000.00	5,000,000.00	99.899	4,994,950.00	31		0.985	0.985
89233HK52	06/08/18	CP - DISC	Toyota Mfr Cr		10/05/18			7,000,000.00	99.233	6,946,317.78	6,984,662.23	99.806	6,986,420.00	35		2.338	2.338
3133EFLY1	10/29/15	AGCY BULET	FFCB	0.930	10/29/18			5,000,000.00	99.874	4,993,690.00	4,999,658.45	99.809	4,990,450.00	59		0.973	0.973
3136G1KL2	05/25/17	AGCY CALL	FNMA	1.150	10/30/18	Expired	QRTLY	7,000,000.00	99.750	6,982,500.00	6,997,984.63	99.844	6,989,080.00	60		1.327	1.327
742651DG4	02/17/17	AGCY BULET	PEFCO	4.375	03/15/19			2,000,000.00	106.019	2,120,390.00	2,031,561.24	101.055	2,021,100.00	196		1.424	1.424
468400QNA	06/29/18	CP - DISC	J.P.Morgan Sec		03/22/19			5,000,000.00	98.094	4,904,663.33	4,927,616.65	98.171	4,908,550.00	203		2.630	2.630
3133EGZK4	10/31/16	AGCY CALL	FFCB	1.070	04/24/19	Anytime	CONT	7,000,000.00	99.841	6,988,870.00	6,997,068.12	99.161	6,941,270.00	236	5	1.135	1.135
313379EE5	02/15/18	AGCY BULET	FHLB	1.625	06/14/19			5,000,000.00	99.353	4,987,650.00	4,980,821.65	99.411	4,970,550.00	287		2.120	2.120
3130A8Y72	05/16/18	AGCY BULET	FHLB	0.875	08/05/19			5,675,000.00	98.092	5,566,721.00	5,592,386.93	98.553	5,592,882.75	339		2.472	2.472
912828U32	07/16/18	TREAS NOTE	U.S. Treasury	1.000	11/15/19			2,000,000.00	98.023	1,980,468.75	1,964,217.26	98.207	1,964,140.00	441		2.518	2.518
3133EIRD3	06/12/18	AGCY BULET	FFCB	2.390	12/05/19			5,500,000.00	99.840	5,491,200.00	5,492,492.89	99.763	5,486,965.00	461		2.501	2.501
880591EV0	05/11/18	AGCY BULET	TVA	2.250	03/15/20			5,000,000.00	99.411	4,970,550.00	4,975,405.30	99.356	4,967,800.00	562		2.578	2.578
3135G0T86	11/09/17	AGCY CALL	FNMA	1.950	11/09/20	11/9/2018	QRTLY	5,000,000.00	99.930	4,996,500.00	4,997,426.70	98.283	4,914,150.00	801	70	1.974	1.974
<b>Total for General Fund - Core Investments</b>									<b>99.609</b>	<b>71,389,520.86</b>	<b>71,441,300.05</b>	<b>99.376</b>	<b>71,225,172.75</b>	<b>250</b>		<b>1.838</b>	<b>1.838</b>

CUSIP	Settle Date	Sec. Type	Sec. Description	CPN	Mty Date	Next Call	Call Type	Par Value	Purch Price	Orig Cost	Book Value	Mkt Price	Market Value	Days to Mfity	Days to Call	YTM	YTW
<b>General Fund - Liquid Investments</b>																	
LOGIC		LGIP	LOGIC					46,114,056.76	100.000	46,114,056.76	46,114,056.76	100.000	46,114,056.76	1		2.184	2.184
TEXPOOL		LGIP	TexPool					1,833.62	100.000	1,833.62	1,833.62	100.000	1,833.62	1		1.921	1.921
TEXPRIME		LGIP	TexPool Prime					783,308.29	100.000	783,308.29	783,308.29	100.000	783,308.29	1		2.181	2.181
WF-CASH		BANK DEP	Wells Fargo		09/10/18			558,656.78	100.000	558,656.78	558,656.78	100.000	558,656.78	1		0.000	0.000
36164KJAO		12/20/17 CP-DISC	GE Capital Treasury					7,000,000.00	98.665	6,906,573.33	6,996,815.00	99.946	6,996,220.00	10		1.845	1.845
46640QJMA		01/08/18 CP-DISC	J.P. Morgan Sec		09/21/18			7,000,000.00	98.613	6,902,933.33	6,992,416.69	99.883	6,991,810.00	21		1.977	1.977
48306BL86		05/03/18 CP-DISC	Kaiser Foundation Hospital		11/08/18			7,000,000.00	98.740	6,911,800.00	6,968,266.69	99.550	6,968,500.00	69		2.431	2.431
<b>Total for General Fund - Liquid Investments</b>									<b>99.593</b>	<b>66,179,162.11</b>	<b>68,415,353.83</b>	<b>99.937</b>	<b>68,414,385.45</b>	<b>11</b>		<b>2.136</b>	<b>2.136</b>
<b>LPPF</b>																	
TEXPRIME		LGIP	TexPool Prime					9,494,638.86	100.000	9,494,638.86	9,494,638.86	100.000	9,494,638.86	1		2.181	2.181
<b>Total for LPPF</b>									<b>100.000</b>	<b>9,494,638.86</b>	<b>9,494,638.86</b>	<b>100.000</b>	<b>9,494,638.86</b>	<b>1</b>		<b>2.181</b>	<b>2.181</b>
<b>Northwoods Rd Debt Service Fund</b>																	
LOGIC		LGIP	LOGIC					24,260.54	100.000	24,260.54	24,260.54	100.000	24,260.54	1		2.184	2.184
<b>Total for Northwoods Rd Debt Service Fund</b>									<b>100.000</b>	<b>24,260.54</b>	<b>24,260.54</b>	<b>100.000</b>	<b>24,260.54</b>	<b>1</b>		<b>2.184</b>	<b>2.184</b>
<b>Northwoods Rd Operating Fund</b>																	
LOGIC		LGIP	LOGIC					34,288.44	100.000	34,288.44	34,288.44	100.000	34,288.44	1		2.184	2.184
<b>Total for Northwoods Rd Operating Fund</b>									<b>100.000</b>	<b>34,288.44</b>	<b>34,288.44</b>	<b>100.000</b>	<b>34,288.44</b>	<b>1</b>		<b>2.184</b>	<b>2.184</b>
<b>Pass Toll Series 2009</b>																	
TEXPRIME		LGIP	TexPool Prime					411,214.22	100.000	411,214.22	411,214.22	100.000	411,214.22	1		2.181	2.181
<b>Total for Pass Toll Series 2009</b>									<b>100.000</b>	<b>411,214.22</b>	<b>411,214.22</b>	<b>100.000</b>	<b>411,214.22</b>	<b>1</b>		<b>2.181</b>	<b>2.181</b>



CUSIP	Settle Date	Sec. Type	Sec. Description	CPN	Mty Date	Next Call	Call Type	Par Value	Purch Price	Orig Cost	Book Value	Mkt Price	Market Value	Days to Mty	Days to Call	YTM	YTW
<b>Passthrough Toll Reimb</b>																	
LOGIC		LGIP	LOGIC					2,154,323.60	100.000	2,154,323.60	2,154,323.60	100.000	2,154,323.60	1		2.184	2.184
31309AE1	09/08/17	AGCY BULET	FHLB	0.875	10/01/18			8,615,000.00	99.571	8,578,041.65	8,612,095.71	99.902	8,606,557.30	31		1.282	1.282
4497WJLM6	03/01/18	CP-DISC	ING Funding		11/21/18			10,000,000.00	98.307	9,830,694.44	9,948,250.00	99.486	9,948,600.00	82		2.340	2.340
313376BR5	09/22/17	AGCY BULET	FHLB	1.750	12/14/18			3,600,000.00	100.451	3,616,254.00	3,603,812.90	99.863	3,595,066.00	105		1.377	1.377
3133EJBJ1	04/11/18	AGCY BULET	FFCB	2.000	05/08/19			8,000,000.00	99.799	7,983,920.00	7,989,666.88	99.732	7,978,560.00	250		2.190	2.190
3133X7Z52	04/18/18	AGCY BULET	FHLB	5.375	05/15/19			6,000,000.00	103.316	6,198,960.00	6,131,070.24	102.004	6,120,240.00	257		2.234	2.234
3133EJLU1	05/02/18	AGCY BULET	FFCB	2.420	01/24/20			5,500,000.00	99.820	5,490,100.00	5,491,893.94	99.740	5,485,700.00	511		2.528	2.528
<b>Total for Passthrough Toll Reimb</b>									<b>99.973</b>	<b>43,852,293.89</b>	<b>43,831,143.27</b>	<b>100.052</b>	<b>43,889,046.90</b>	<b>179</b>		<b>2.027</b>	<b>2.027</b>
<b>Pearson Place Debt Service Fund</b>																	
LOGIC		LGIP	LOGIC					1,017,509.81	100.000	1,017,509.81	1,017,509.81	100.000	1,017,509.81	1		2.184	2.184
<b>Total for Pearson Place Debt Service Fund</b>									<b>100.000</b>	<b>1,017,509.81</b>	<b>1,017,509.81</b>	<b>100.000</b>	<b>1,017,509.81</b>	<b>1</b>		<b>2.184</b>	<b>2.184</b>
<b>Pooled Funds</b>																	
TEXPOOL		LGIP	TexPool					8,971,752.60	100.000	8,971,752.60	8,971,752.60	100.000	8,971,752.60	1		1.921	1.921
TEXPRIME		LGIP	TexPool Prime					8,856,876.91	100.000	8,856,876.91	8,856,876.91	100.000	8,856,876.91	1		2.181	2.181
<b>Total for Pooled Funds</b>									<b>100.000</b>	<b>17,828,629.51</b>	<b>17,828,629.51</b>	<b>100.000</b>	<b>17,828,629.51</b>	<b>1</b>		<b>2.050</b>	<b>2.050</b>

CUSIP	Settle Date	Sec. Type	Sec. Description	CPN	Mty Date	Next Call	Call Type	Par Value	Purch Price	Orig Cost	Book Value	Mkt Price	Market Value	Days to Mfhy	Days to Call	YTM	YTW
<b>Road and Bridge General</b>																	
TEXPOOL		LGIP	TexPool					25,107.91	100.000	25,107.91	25,107.91	100.000	25,107.91	1		1.921	1.921
TEXPRIME		LGIP	TexPool Prime					8,118,552.54	100.000	8,118,552.54	8,118,552.54	100.000	8,118,552.54	1		2.181	2.181
89233HL93	02/12/18	CP - DISC	Toyota Mfr Cr	1.920	11/09/18			3,000,000.00	98.455	2,953,650.00	2,988,155.01	99.584	2,987,520.00	70		2.092	2.092
3133EJAU3	02/08/18	AGCY BULET	FFCB	1.300	04/29/19			3,000,000.00	99.889	2,996,658.00	2,998,171.92	99.696	2,990,880.00	241		2.013	2.013
3135GGG23	02/08/18	AGCY CALL	FNMA	1.300	04/29/19	10/29/2018	QRTLY	2,000,000.00	99.134	1,982,680.00	1,990,616.28	99.288	1,985,760.00	241	59	2.019	2.019
912828R44	05/24/18	TREAS NOTE	U.S. Treasury	0.875	05/15/19			3,000,000.00	98.574	2,957,226.56	2,969,072.28	98.969	2,969,070.00	257		2.362	2.362
3137EAEH8	07/16/18	AGCY BULET	FHLMC	1.375	08/15/19			6,000,000.00	98.849	5,930,940.00	5,938,881.90	98.995	5,939,700.00	349		2.460	2.460
912828U32	07/16/18	TREAS NOTE	U.S. Treasury	1.000	11/15/19			3,000,000.00	98.023	2,940,703.13	2,946,325.89	98.207	2,946,210.00	441		2.518	2.518
<b>Total for Road and Bridge General</b>									<b>99.158</b>	<b>27,905,518.14</b>	<b>27,974,883.73</b>	<b>99.361</b>	<b>27,962,800.45</b>	<b>199</b>		<b>2.256</b>	<b>2.256</b>
<b>Tobacco Funds</b>																	
TEXPRIME		LGIP	TexPool Prime					1,210,386.50	100.000	1,210,386.50	1,210,386.50	100.000	1,210,386.50	1		2.181	2.181
89233HM35	06/07/18	CP - DISC	Toyota Mfr Cr		12/03/18			1,000,000.00	98.822	986,215.83	993,877.50	99.410	994,100.00	94		2.398	2.398
313380FB8	06/08/18	AGCY BULET	FHLB	1.375	09/13/19			2,000,000.00	98.672	1,973,440.00	1,976,240.72	98.861	1,977,220.00	378		2.448	2.448
<b>Total for Tobacco Funds</b>									<b>99.092</b>	<b>4,172,042.33</b>	<b>4,182,504.72</b>	<b>99.321</b>	<b>4,181,706.50</b>	<b>201</b>		<b>2.359</b>	<b>2.359</b>
<b>Unlimited Tax Road Bonds - Series 2007</b>																	
TEXPRIME		LGIP	TexPool Prime					4,943,542.43	100.000	4,943,542.43	4,943,542.43	100.000	4,943,542.43	1		2.181	2.181
<b>Total for Unlimited Tax Road Bonds - Series 2007</b>									<b>100.000</b>	<b>4,943,542.43</b>	<b>4,943,542.43</b>	<b>100.000</b>	<b>4,943,542.43</b>	<b>1</b>		<b>2.181</b>	<b>2.181</b>
<b>Total for Williamson County</b>									<b>99.627</b>	<b>461,038,068.88</b>	<b>461,955,667.66</b>	<b>99.716</b>	<b>461,463,643.64</b>	<b>153</b>		<b>2.073</b>	<b>2.073</b>



CUSIP	Security Type	Security Description	07/31/18 Book Value	Cost of Purchases	Maturities / Calls / Sales	Amortization / Accretion	Realized Gain/(Loss)	08/31/18 Book Value	07/31/18 Market Value	08/31/18 Market Value	Change in Mkt Value
<b>2013 Park Bond</b>											
LOGIC	LGIP	LOGIC	11,365,412.09	0.00	(116,099.25)	0.00	0.00	11,249,312.84	11,365,412.09	11,249,312.84	(116,099.25)
46640QKW0	CP - DISC	J.P.Morgan Sec 0.000 10/30/18	4,973,500.00	0.00	0.00	9,127.80	0.00	4,982,627.80	4,970,900.00	4,982,150.00	11,250.00
912828V56	TREAS NOTE	U.S. Treasury 1.125 01/31/19	3,983,853.00	0.00	0.00	2,735.28	0.00	3,986,588.28	3,977,800.00	3,981,560.00	3,760.00
912828D23	TREAS NOTE	U.S. Treasury 1.625 04/30/19	4,973,978.10	0.00	0.00	2,926.95	0.00	4,976,905.05	4,972,450.00	4,976,350.00	3,900.00
<b>Total for 2013 Park Bond</b>			<b>25,296,743.19</b>	<b>0.00</b>	<b>(116,099.25)</b>	<b>14,790.03</b>	<b>0.00</b>	<b>25,195,433.97</b>	<b>25,286,562.09</b>	<b>25,189,372.84</b>	<b>(97,189.25)</b>
<b>2013 Road Bond</b>											
LOGIC	LGIP	LOGIC	61,156,213.53	0.00	(28,086,909.36)	0.00	0.00	33,069,304.17	61,156,213.53	33,069,304.17	(28,086,909.36)
46640QHX2	CP - DISC	J.P.Morgan Sec 0.000 08/31/18	4,692,764.15	0.00	(4,700,000.00)	7,245.85	0.00	0.00	4,638,806.00	0.00	(4,638,806.00)
3130ACYC2	AGCY BULET	FHLB 1.625 12/04/18	19,993,760.20	0.00	0.00	1,521.80	0.00	19,995,282.00	19,962,400.00	19,969,800.00	7,400.00
912828V56	TREAS NOTE	U.S. Treasury 1.125 01/31/19	7,967,901.92	0.00	0.00	5,437.36	0.00	7,973,339.28	7,955,600.00	7,963,120.00	7,520.00
3133HP23	AGCY BULET	FFCB 1.500 02/06/19	4,993,673.10	0.00	0.00	1,024.75	0.00	4,994,697.85	4,979,500.00	4,982,650.00	3,150.00
46640QPR6	CP - DISC	J.P.Morgan Sec 0.000 02/25/19	0.00	4,938,344.44	0.00	688.91	0.00	4,939,033.35	0.00	4,937,450.00	4,937,450.00
3133782M2	AGCY BULET	FHLB 1.500 03/08/19	15,971,829.44	0.00	0.00	3,865.74	0.00	15,975,695.18	15,926,720.00	15,935,200.00	8,480.00
3130ABKQ8	AGCY CALL	FHLB 1.500 06/28/19	19,607,631.23	0.00	0.00	6,148.83	0.00	19,613,780.06	19,507,565.75	19,529,208.25	21,642.50
3130A02T6	AGCY BULET	FHLB 2.375 06/13/19	5,504,313.60	0.00	0.00	(308.55)	0.00	5,504,005.05	5,490,925.00	5,492,245.00	1,320.00
3130ACM92	AGCY BULET	FHLB 1.500 10/21/19	0.00	9,885,500.00	0.00	2,707.30	0.00	9,888,207.30	0.00	9,886,800.00	9,886,800.00
912828LY4	TREAS NOTE	U.S. Treasury 3.375 11/15/19	0.00	10,098,437.50	0.00	(431.30)	0.00	10,098,006.20	0.00	10,098,400.00	10,098,400.00
3130ADXU1	AGCY BULET	FHLB 2.320 01/09/20	7,495,492.50	0.00	0.00	257.85	0.00	7,495,750.35	7,461,825.00	7,473,375.00	11,550.00
3130ADG32	AGCY CALL	FHLB 2.080 01/23/20	0.00	9,928,700.00	0.00	1,378.70	0.00	9,930,078.70	0.00	9,925,700.00	9,925,700.00
<b>Total for 2013 Road Bond</b>			<b>147,383,569.67</b>	<b>34,850,981.94</b>	<b>(32,766,909.36)</b>	<b>29,537.24</b>	<b>0.00</b>	<b>149,477,179.49</b>	<b>147,079,555.28</b>	<b>149,263,252.42</b>	<b>2,183,697.14</b>
<b>2015 CO Bonds</b>											
LOGIC	LGIP	LOGIC	3,579,893.05	0.00	(3,163,001.09)	0.00	0.00	416,891.96	3,579,893.05	416,891.96	(3,163,001.09)
89233HJ09	CP - DISC	Toyota Mfr Cr 0.000 09/28/18	7,976,413.36	0.00	0.00	12,606.64	0.00	7,989,020.00	7,973,200.00	7,987,760.00	14,560.00
4497W1L20	CP - DISC	ING Funding 0.000 11/02/18	6,962,025.00	0.00	0.00	12,658.31	0.00	6,974,683.31	6,958,140.00	6,973,400.00	15,260.00
912828P53	TREAS NOTE	U.S. Treasury 0.750 02/15/19	4,967,491.30	0.00	0.00	5,102.65	0.00	4,972,593.95	4,959,200.00	4,966,600.00	7,400.00
<b>Total for 2015 CO Bonds</b>			<b>23,485,822.71</b>	<b>0.00</b>	<b>(3,163,001.09)</b>	<b>30,367.60</b>	<b>0.00</b>	<b>20,363,189.22</b>	<b>23,470,433.05</b>	<b>20,344,651.96</b>	<b>(3,125,781.09)</b>



CUSIP	Security Type	Security Description	07/31/18 Book Value	Cost of Purchases	Maturities / Calls / Sales	Amortization / Accretion	Realized Gain/(Loss)	08/31/18 Book Value	07/31/18 Market Value	08/31/18 Market Value	Change in Mkt Value
<b>Conservation Fund</b>											
TEXPOOL	LGIP	TexPool	0.00	0.00	0.00	0.00	0.00	0.00	0.00	0.00	0.00
TEXPRIME	LGIP	TexPool Prime	1,134,100.07	0.00	(44,803.84)	0.00	0.00	1,089,296.23	1,134,100.07	1,089,296.23	(44,803.84)
3130A8PK3	AGCY BULET	FHLB 0.625 08/07/18	1,499,887.10	0.00	(1,500,000.00)	112.90	0.00	0.00	1,499,640.00	0.00	(1,499,640.00)
46640QKW0	CP - DISC	J.P. Morgan Sec 0.000 10/30/18	994,700.00	0.00	0.00	1,825.56	0.00	996,525.56	994,180.00	996,430.00	2,250.00
3130A8Y72	AGCY BULET	FHLB 0.875 08/05/19	0.00	1,476,435.00	0.00	1,447.31	0.00	1,477,882.31	0.00	1,476,295.00	1,476,295.00
<b>Total for Conservation Fund</b>			<b>3,628,687.17</b>	<b>1,476,435.00</b>	<b>(1,544,803.84)</b>	<b>3,385.77</b>	<b>0.00</b>	<b>3,563,704.10</b>	<b>3,627,920.07</b>	<b>3,564,021.23</b>	<b>(63,898.84)</b>
<b>County Benefits Program</b>											
TEXPOOL	LGIP	TexPool	0.00	0.00	0.00	0.00	0.00	0.00	0.00	0.00	0.00
TEXPRIME	LGIP	TexPool Prime	2,674,089.08	0.00	(595,623.10)	0.00	0.00	2,078,465.98	2,674,089.08	2,078,465.98	(595,623.10)
<b>Total for County Benefits Program</b>			<b>2,674,089.08</b>	<b>0.00</b>	<b>(595,623.10)</b>	<b>0.00</b>	<b>0.00</b>	<b>2,078,465.98</b>	<b>2,674,089.08</b>	<b>2,078,465.98</b>	<b>(595,623.10)</b>
<b>City Clerk Record Mgmt &amp; Preservation</b>											
TEXPOOL	LGIP	TexPool	1,420,553.67	5,754.70	0.00	0.00	0.00	1,426,308.37	1,420,553.67	1,426,308.37	5,754.70
912828SH4	TREAS NOTE	U.S. Treasury 1.375 02/28/19	497,930.99	0.00	0.00	297.33	0.00	498,228.32	497,385.00	497,815.00	430.00
<b>Total for City Clerk Record Mgmt &amp; Preservation</b>			<b>1,918,484.66</b>	<b>5,754.70</b>	<b>0.00</b>	<b>297.33</b>	<b>0.00</b>	<b>1,924,536.69</b>	<b>1,917,738.67</b>	<b>1,924,123.37</b>	<b>6,184.70</b>
<b>City Clerk Records Archive</b>											
TEXPOOL	LGIP	TexPool	1,450,499.34	5,803.57	0.00	0.00	0.00	1,456,302.91	1,450,499.34	1,456,302.91	5,803.57
912828SH4	TREAS NOTE	U.S. Treasury 1.375 02/28/19	497,930.99	0.00	0.00	297.33	0.00	498,228.32	497,385.00	497,815.00	430.00
<b>Total for City Clerk Records Archive</b>			<b>1,948,430.33</b>	<b>5,803.57</b>	<b>0.00</b>	<b>297.33</b>	<b>0.00</b>	<b>1,954,531.23</b>	<b>1,947,884.34</b>	<b>1,954,117.91</b>	<b>6,233.57</b>
<b>Debt Service Fund</b>											
TEXPOOL	LGIP	TexPool	0.00	0.00	0.00	0.00	0.00	0.00	0.00	0.00	0.00
TEXPRIME	LGIP	TexPool Prime	38,384,569.63	0.00	(32,539,948.84)	0.00	0.00	5,844,620.79	38,384,569.63	5,844,620.79	(32,539,948.84)
<b>Total for Debt Service Fund</b>			<b>38,384,569.63</b>	<b>0.00</b>	<b>(32,539,948.84)</b>	<b>0.00</b>	<b>0.00</b>	<b>5,844,620.79</b>	<b>38,384,569.63</b>	<b>5,844,620.79</b>	<b>(32,539,948.84)</b>



CUSIP	Security Type	Security Description	07/31/18 Book Value	Cost of Purchases	Maturities / Calls / Sales	Amortization / Accretion	Realized Gain/(Loss)	08/31/18 Book Value	07/31/18 Market Value	08/31/18 Market Value	Change in Mkt Value
<b>Futures Environmental Liability</b>											
TEXPRIME	LGIP	TexPool Prime	340,065.25	628.78	0.00	0.00	0.00	340,695.03	340,065.25	340,695.03	629.78
912828WD8	TREAS NOTE	U.S. Treasury 1.250 10/31/18	1,523,546.66	0.00	0.00	485.09	0.00	1,524,041.75	1,522,011.00	1,523,124.25	1,113.25
<b>Total for Future Environmental Liability</b>			<b>1,863,611.91</b>	<b>628.78</b>	<b>0.00</b>	<b>485.09</b>	<b>0.00</b>	<b>1,864,736.78</b>	<b>1,862,076.25</b>	<b>1,863,819.28</b>	<b>1,743.03</b>
<b>General Fund - Core Investments</b>											
3134G9NM5	AGCY CALL	FHLMC 1.150 09/28/18	5,500,000.00	0.00	0.00	0.00	0.00	5,500,000.00	5,493,015.00	5,496,865.00	3,850.00
23542JBD6	MUNICIPAL	Dallas Wrwks & Swr 0.385 10/01/18	5,000,000.00	0.00	0.00	0.00	0.00	5,000,000.00	4,989,200.00	4,994,950.00	5,750.00
89233HK52	CP - DISC	Toyota Mr Cr 0.000 10/05/18	6,970,677.77	0.00	0.00	13,984.46	0.00	6,984,662.23	6,973,330.00	6,986,420.00	13,090.00
3133EFLY1	AGCY BULET	FFCB 0.930 10/29/18	4,999,478.75	0.00	0.00	177.70	0.00	4,999,656.45	4,985,800.00	4,990,450.00	4,650.00
3136G1KL2	AGCY CALL	FNMA 1.150 10/30/18	6,996,959.90	0.00	0.00	1,024.73	0.00	6,997,984.63	6,983,340.00	6,989,080.00	5,740.00
742651DG4	AGCY BULET	PEFCO 4.375 03/15/19	2,036,409.80	0.00	0.00	(4,848.56)	0.00	2,031,561.24	2,024,480.00	2,021,100.00	(3,380.00)
46640QQN4	CP - DISC	J.P.Morgan Sec 0.000 03/22/19	4,916,508.35	0.00	0.00	11,108.30	0.00	4,927,616.65	4,908,550.00	4,908,550.00	0.00
3133EGZK4	AGCY CALL	FFCB 1.070 04/24/19	6,996,692.29	0.00	0.00	375.83	0.00	6,997,068.12	6,933,850.00	6,941,270.00	7,420.00
313379EE5	AGCY BULET	FHLB 1.625 06/14/19	4,978,802.25	0.00	0.00	2,019.40	0.00	4,980,821.65	4,965,100.00	4,970,550.00	5,450.00
3130A8Y72	AGCY BULET	FHLB 0.875 08/05/19	5,595,022.48	0.00	0.00	7,364.45	0.00	5,592,386.93	5,595,164.75	5,592,882.75	7,718.00
912828J32	TREAS NOTE	U.S. Treasury 1.000 11/15/19	1,961,744.84	0.00	0.00	2,472.42	0.00	1,964,217.26	1,960,940.00	1,964,140.00	3,200.00
3133EJRD3	AGCY BULET	FFCB 2.390 12/05/19	5,492,001.90	0.00	0.00	490.99	0.00	5,492,492.89	5,486,470.00	5,486,985.00	495.00
880591EV0	AGCY BULET	TVA 2.250 03/15/20	4,974,081.15	0.00	0.00	1,324.15	0.00	4,975,405.30	4,961,600.00	4,967,800.00	6,200.00
3135G0T86	AGCY CALL	FNMA 1.950 11/09/20	4,997,330.90	0.00	0.00	95.80	0.00	4,997,426.70	4,901,650.00	4,914,150.00	12,500.00
<b>Total for General Fund - Core Investments</b>			<b>71,405,710.38</b>	<b>0.00</b>	<b>0.00</b>	<b>35,589.67</b>	<b>0.00</b>	<b>71,441,300.05</b>	<b>71,152,488.75</b>	<b>71,225,172.75</b>	<b>72,683.00</b>



CUSIP	Security Type	Security Description	07/31/18 Book Value	Cost of Purchases	Maturities / Calls / Sales	Amortization / Accretion	Realized Gain/(Loss)	08/31/18 Book Value	07/31/18 Market Value	08/31/18 Market Value	Change in Mkt Value
<b>General Fund - Liquid Investments</b>											
LOGIC	LGIP	LOGIC	33,924,510.05	12,189,546.71	0.00	0.00	0.00	46,114,056.76	33,924,510.05	46,114,056.76	12,189,546.71
TEXPOOL	LGIP	TexPool	1,182.00	651.62	0.00	0.00	0.00	1,833.62	1,182.00	1,833.62	651.62
TEXPRIME	LGIP	TexPool Prime	291,870.13	491,438.16	0.00	0.00	0.00	783,308.29	291,870.13	783,308.29	491,438.16
WF-CASH	BANK DEP	Wells Fargo	11,880,173.97	0.00	(11,321,517.19)	0.00	0.00	558,656.78	11,880,173.97	558,656.78	(11,321,517.19)
4497W1HA7	CP - DISC	ING Funding 0.000 08/10/18	6,996,482.50	0.00	(7,000,000.00)	3,517.50	0.00	0.00	6,996,150.00	0.00	(6,996,150.00)
36960MHD8	CP - DISC	GE Co 0.000 08/13/18	4,996,083.35	0.00	(5,000,000.00)	3,916.65	0.00	0.00	4,996,500.00	0.00	(4,996,500.00)
912828K82	TREAS NOTE	U.S. Treasury 1.000 08/15/18	6,998,368.86	0.00	(7,000,000.00)	1,631.14	0.00	0.00	6,997,620.00	0.00	(6,997,620.00)
3616AKJAO	CP - DISC	GE Capital Treasury 0.000 09/10/18	6,985,844.46	0.00	0.00	10,970.54	0.00	6,996,815.00	6,983,760.00	6,996,815.00	12,460.00
46640JMA4	CP - DISC	J.P.Morgan Sec 0.000 09/21/18	6,980,662.50	0.00	0.00	11,754.19	0.00	6,992,416.69	6,978,720.00	6,991,810.00	13,090.00
3138EFLY1	AGCY BULET	FFCB 0.930 10/29/18	0.00	0.00	0.00	0.00	0.00	0.00	0.00	0.00	0.00
3136G1KL2	AGCY CALL	FNMA 1.150 10/30/18	0.00	0.00	0.00	0.00	0.00	0.00	0.00	0.00	0.00
48306BL86	CP - DISC	Kaiser Foundation Hospital 0.000 11/08/18	6,953,800.00	0.00	0.00	14,466.69	0.00	6,968,266.69	6,952,190.00	6,968,266.69	16,310.00
3133EGZK4	AGCY CALL	FFCB 1.070 04/24/19	0.00	0.00	0.00	0.00	0.00	0.00	0.00	0.00	0.00
<b>Total for General Fund - Liquid Investments</b>			<b>86,008,977.82</b>	<b>12,681,636.49</b>	<b>(30,321,517.19)</b>	<b>46,256.71</b>	<b>0.00</b>	<b>68,415,353.83</b>	<b>86,002,676.15</b>	<b>68,414,365.45</b>	<b>(17,588,290.70)</b>
<b>LPPF</b>											
TEXPRIME	LGIP	TexPool Prime	1,422,566.04	8,072,072.82	0.00	0.00	0.00	9,494,638.86	1,422,566.04	9,494,638.86	8,072,072.82
<b>Total for LPPF</b>			<b>1,422,566.04</b>	<b>8,072,072.82</b>	<b>0.00</b>	<b>0.00</b>	<b>0.00</b>	<b>9,494,638.86</b>	<b>1,422,566.04</b>	<b>9,494,638.86</b>	<b>8,072,072.82</b>
<b>Northwoods Rd Debt Service Fund</b>											
LOGIC	LGIP	LOGIC	500,224.76	0.00	(475,964.22)	0.00	0.00	24,260.54	500,224.76	24,260.54	(475,964.22)
<b>Total for Northwoods Rd Debt Service Fund</b>			<b>500,224.76</b>	<b>0.00</b>	<b>(475,964.22)</b>	<b>0.00</b>	<b>0.00</b>	<b>24,260.54</b>	<b>500,224.76</b>	<b>24,260.54</b>	<b>(475,964.22)</b>
<b>Northwoods Rd Operating Fund</b>											
LOGIC	LGIP	LOGIC	34,476.87	0.00	(188.43)	0.00	0.00	34,288.44	34,476.87	34,288.44	(188.43)
<b>Total for Northwoods Rd Operating Fund</b>			<b>34,476.87</b>	<b>0.00</b>	<b>(188.43)</b>	<b>0.00</b>	<b>0.00</b>	<b>34,288.44</b>	<b>34,476.87</b>	<b>34,288.44</b>	<b>(188.43)</b>



CUSIP	Security Type	Security Description	07/31/18 Book Value	Cost of Purchases	Maturities / Calls / Sales	Amortization / Accretion	Realized Gain/(Loss)	08/31/18 Book Value	07/31/18 Market Value	08/31/18 Market Value	Change In Mkt Value
<b>Pass Toll Series 2009</b>											
TEXPRIME	LGIP	TexPool Prime	410,454.08	760.14	0.00	0.00	0.00	411,214.22	410,454.08	411,214.22	760.14
<b>Total for Pass Toll Series 2009</b>			<b>410,454.08</b>	<b>760.14</b>	<b>0.00</b>	<b>0.00</b>	<b>0.00</b>	<b>411,214.22</b>	<b>410,454.08</b>	<b>411,214.22</b>	<b>760.14</b>
<b>Passthrough Toll Reimb</b>											
LOGIC	LGIP	LOGIC	7,643,105.34	0.00	(5,488,781.74)	0.00	0.00	2,154,323.60	7,643,105.34	2,154,323.60	(5,488,781.74)
3130A9AE1	AGCY BULET	FHLB 0.875 10/01/18	8,609,191.42	0.00	0.00	2,904.29	0.00	8,612,095.71	8,598,286.90	8,606,557.30	8,270.40
4497W1LM6	CP - DISC	ING Funding 0.000 11/21/18	9,928,444.40	0.00	0.00	19,805.60	0.00	9,948,250.00	9,925,400.00	9,948,600.00	23,200.00
313378BR5	AGCY BULET	FHLB 1.750 12/14/18	3,604,923.47	0.00	0.00	(1,110.57)	0.00	3,603,812.90	3,594,060.00	3,595,068.00	1,008.00
3133E1BZ1	AGCY BULET	FFCB 2.000 05/08/19	7,869,455.44	0.00	0.00	1,241.44	0.00	7,869,696.88	7,975,200.00	7,978,560.00	3,360.00
3133X72S2	AGCY BULET	FHLB 5.375 05/15/19	6,146,429.34	0.00	0.00	(15,359.10)	0.00	6,131,070.24	6,138,960.00	6,120,240.00	(18,720.00)
3133E1JU1	AGCY BULET	FFCB 2.420 01/24/20	5,491,416.92	0.00	0.00	477.02	0.00	5,491,893.94	5,479,540.00	5,485,700.00	6,160.00
<b>Total for Passthrough Toll Reimb</b>			<b>49,411,966.33</b>	<b>0.00</b>	<b>(5,488,781.74)</b>	<b>7,956.68</b>	<b>0.00</b>	<b>43,931,143.27</b>	<b>49,354,552.24</b>	<b>43,869,048.90</b>	<b>(5,465,503.34)</b>
<b>Pearson Place Debt Service Fund</b>											
LOGIC	LGIP	LOGIC	1,169,056.74	0.00	(151,546.93)	0.00	0.00	1,017,509.81	1,169,056.74	1,017,509.81	(151,546.93)
<b>Total for Pearson Place Debt Service Fund</b>			<b>1,169,056.74</b>	<b>0.00</b>	<b>(151,546.93)</b>	<b>0.00</b>	<b>0.00</b>	<b>1,017,509.81</b>	<b>1,169,056.74</b>	<b>1,017,509.81</b>	<b>(151,546.93)</b>
<b>Pooled Funds</b>											
TEXPOOL	LGIP	TexPool	7,763,064.69	1,208,687.91	0.00	0.00	0.00	8,971,752.60	7,763,064.69	8,971,752.60	1,208,687.91
TEXPRIME	LGIP	TexPool Prime	11,353,698.35	0.00	(2,496,821.44)	0.00	0.00	8,856,876.91	11,353,698.35	8,856,876.91	(2,496,821.44)
<b>Total for Pooled Funds</b>			<b>19,116,763.04</b>	<b>1,208,687.91</b>	<b>(2,496,821.44)</b>	<b>0.00</b>	<b>0.00</b>	<b>17,828,629.51</b>	<b>19,116,763.04</b>	<b>17,828,629.51</b>	<b>(1,288,133.53)</b>



CUSIP	Security Type	Security Description	07/31/18 Book Value	Cost of Purchases	Maturities / Calls / Sales	Amortization / Accretion	Realized Gain/(Loss)	08/31/18 Book Value	07/31/18 Market Value	08/31/18 Market Value	Change in Mkt Value
<b>Road and Bridge General</b>											
TEXPOOL	LGIP	TexPool	25,067.05	40.86	0.00	0.00	0.00	25,107.91	25,067.05	25,107.91	40.86
TEXPRIME	LGIP	TexPool Prime	8,062,334.40	56,218.14	0.00	0.00	0.00	8,118,552.54	8,062,334.40	8,118,552.54	56,218.14
89233HL93	CP - DISC	Toyota Mtr Cr 0.000 11/09/18	2,982,833.34	0.00	0.00	5,321.67	0.00	2,988,155.01	2,981,310.00	2,987,520.00	6,210.00
3133EIAU3	AGCY BULET	FFCB 1.920 04/29/19	2,997,943.23	0.00	0.00	228.69	0.00	2,998,171.92	2,989,590.00	2,990,890.00	1,290.00
3135G0G23	AGCY CALL	FNMA 1.300 04/29/19	1,989,442.42	0.00	0.00	1,173.86	0.00	1,990,616.28	1,983,240.00	1,985,760.00	2,520.00
912828R44	TREAS NOTE	U.S. Treasury 0.875 05/15/19	2,965,400.10	0.00	0.00	3,672.18	0.00	2,969,072.28	2,965,080.00	2,969,070.00	3,990.00
3137EAEH8	AGCY BULET	FHLMC 1.375 08/15/19	5,933,586.90	0.00	0.00	5,295.00	0.00	5,938,881.90	5,931,840.00	5,939,700.00	7,860.00
912828J32	TREAS NOTE	U.S. Treasury 1.000 11/15/19	2,942,617.26	0.00	0.00	3,708.63	0.00	2,946,325.89	2,941,410.00	2,946,210.00	4,800.00
<b>Total for Road and Bridge General</b>			<b>27,899,224.70</b>	<b>56,259.00</b>	<b>0.00</b>	<b>19,400.03</b>	<b>0.00</b>	<b>27,974,883.73</b>	<b>27,879,871.45</b>	<b>27,962,800.45</b>	<b>82,929.00</b>
<b>Tobacco Funds</b>											
TEXPOOL	LGIP	TexPool	0.00	0.00	0.00	0.00	0.00	0.00	0.00	0.00	0.00
TEXPRIME	LGIP	TexPool Prime	1,208,149.08	2,237.42	0.00	0.00	0.00	1,210,386.50	1,208,149.08	1,210,386.50	2,237.42
89233HM35	CP - DISC	Toyota Mtr Cr 0.000 12/03/18	991,836.67	0.00	0.00	2,040.83	0.00	993,877.50	991,530.00	994,100.00	2,570.00
313380FB8	AGCY BULET	FHLB 1.375 09/13/19	1,976,505.52	0.00	0.00	1,735.20	0.00	1,978,240.72	1,974,840.00	1,977,220.00	2,380.00
<b>Total for Tobacco Funds</b>			<b>4,176,491.27</b>	<b>2,237.42</b>	<b>0.00</b>	<b>3,776.03</b>	<b>0.00</b>	<b>4,182,504.72</b>	<b>4,174,519.08</b>	<b>4,181,706.50</b>	<b>7,187.42</b>
<b>Unlimited Tax Road Bonds - Series 2007</b>											
TEXPOOL	LGIP	TexPool	0.00	0.00	0.00	0.00	0.00	0.00	0.00	0.00	0.00
TEXPRIME	LGIP	TexPool Prime	5,613,056.08	0.00	(669,513.65)	0.00	0.00	4,943,542.43	5,613,056.08	4,943,542.43	(669,513.65)
<b>Total for Unlimited Tax Road Bonds - Series 2007</b>			<b>5,613,056.08</b>	<b>0.00</b>	<b>(669,513.65)</b>	<b>0.00</b>	<b>0.00</b>	<b>4,943,542.43</b>	<b>5,613,056.08</b>	<b>4,943,542.43</b>	<b>(669,513.65)</b>
<b>Total for Williamson County</b>			<b>513,752,976.46</b>	<b>58,361,258.77</b>	<b>(110,350,719.08)</b>	<b>192,151.51</b>	<b>0.00</b>	<b>467,955,667.66</b>	<b>513,081,734.74</b>	<b>461,453,643.64</b>	<b>(51,628,091.10)</b>

CUSIP	Security Type	Security Description	Beg. Accrued	Interest Earned	Interest Rec'd / Sold / Matured	Interest Purchased	Ending Accrued	Disc Accr / Prem Amort	Net Income
<b>2013 Park Bond</b>									
LOGIC	LGIP	LOGIC	0.00	21,004.39	21,004.39	0.00	0.00	0.00	21,004.39
4664QKQW0	CP - DISC	J.P.Morgan Sec 0.000 10/30/18	0.00	0.00	0.00	0.00	0.00	9,127.80	9,127.80
912828V56	TREAS NOTE	U.S. Treasury 1.125 01/31/19	122.28	3,790.76	0.00	0.00	3,913.04	2,735.28	6,526.04
912828D23	TREAS NOTE	U.S. Treasury 1.625 04/30/19	20,533.29	6,844.43	0.00	0.00	27,377.72	2,926.95	9,771.38
<b>Total for 2013 Park Bond</b>			<b>20,655.57</b>	<b>31,639.58</b>	<b>21,004.39</b>	<b>0.00</b>	<b>31,290.76</b>	<b>14,790.03</b>	<b>46,429.61</b>
<b>2013 Road Bond</b>									
LOGIC	LGIP	LOGIC	0.00	102,884.85	102,884.85	0.00	0.00	0.00	102,884.85
4664QHX2	CP - DISC	J.P.Morgan Sec 0.000 08/31/18	0.00	0.00	0.00	0.00	0.00	7,245.85	7,245.85
3130ACY2	AGCY BULET	FHLB 1.625 12/04/18	51,458.33	27,083.34	0.00	0.00	78,541.67	1,521.80	28,605.14
912828V56	TREAS NOTE	U.S. Treasury 1.125 01/31/19	244.57	7,581.52	0.00	0.00	7,826.09	5,437.36	13,018.88
3133HP23	AGCY BULET	FFCB 1.500 02/08/19	36,468.33	6,250.00	37,500.00	0.00	5,208.33	1,024.75	7,274.75
4664QPPR6	CP - DISC	J.P.Morgan Sec 0.000 02/25/19	0.00	0.00	0.00	0.00	0.00	688.91	688.91
3133782M2	AGCY BULET	FHLB 1.500 03/08/19	95,333.34	20,000.00	0.00	0.00	115,333.34	3,865.74	23,865.74
3130ABK08	AGCY CALL	FHLB 1.500 06/28/19	27,053.13	24,593.75	0.00	0.00	51,646.88	6,148.83	30,742.58
3130A02T6	AGCY BULET	FHLB 2.375 09/13/19	50,072.92	10,885.41	0.00	0.00	60,958.33	(308.55)	10,576.86
3130ACM92	AGCY BULET	FHLB 1.500 10/21/19	0.00	4,166.67	0.00	(50,000.00)	54,166.67	2,707.30	6,873.97
912828LY4	TREAS NOTE	U.S. Treasury 3.375 11/15/19	0.00	1,834.24	0.00	(98,131.79)	99,966.03	(431.30)	1,402.94
3130ADXU1	AGCY BULET	FHLB 2.320 01/09/20	10,633.33	14,500.00	0.00	0.00	25,133.33	257.85	14,757.85
3130ADG22	AGCY CALL	FHLB 2.090 01/23/20	0.00	5,805.55	0.00	(16,255.56)	22,061.11	1,378.70	7,184.25
<b>Total for 2013 Road Bond</b>			<b>271,253.95</b>	<b>225,585.33</b>	<b>140,384.85</b>	<b>(164,387.35)</b>	<b>520,841.78</b>	<b>29,537.24</b>	<b>255,122.57</b>
<b>2015 CO Bonds</b>									
LOGIC	LGIP	LOGIC	0.00	2,789.79	2,789.79	0.00	0.00	0.00	2,789.79
89233HLU9	CP - DISC	Toyota Mir Cr 0.000 09/28/18	0.00	0.00	0.00	0.00	0.00	12,606.64	12,606.64
4497W1L20	CP - DISC	ING Funding 0.000 11/02/18	0.00	0.00	0.00	0.00	0.00	12,658.31	12,658.31
912828P53	TREAS NOTE	U.S. Treasury 0.750 02/15/19	17,299.72	3,182.62	18,750.00	0.00	1,732.34	5,102.65	8,265.27
<b>Total for 2015 CO Bonds</b>			<b>17,299.72</b>	<b>5,972.41</b>	<b>21,539.79</b>	<b>0.00</b>	<b>1,732.34</b>	<b>30,367.60</b>	<b>36,340.01</b>

CUSIP	Security Type	Security Description	Beg. Accrued	Interest Earned	Interest Rec'd / Sold / Matured	Interest Purchased	Ending Accrued	Disc Acct / Prem Amort	Net Income
<b>Conservation Fund</b>									
TEXPRIME	LGIP	TexPool Prime	0.00	2,089.49	2,089.49	0.00	0.00	0.00	2,089.49
3130A8PK3	AGCY BULET	FHLB 0.625 08/07/18	4,531.25	156.25	4,687.50	0.00	0.00	112.90	269.15
46640QKW0	CP - DISC	J.P.Morgan Sec. 0.000 10/30/18	0.00	0.00	0.00	0.00	0.00	1,825.56	1,825.56
3130A8Y72	AGCY BULET	FHLB 0.875 08/05/19	0.00	802.09	0.00	(145.83)	947.92	1,447.31	2,249.40
<b>Total for Conservation Fund</b>			<b>4,531.25</b>	<b>3,947.83</b>	<b>6,776.99</b>	<b>(145.83)</b>	<b>947.92</b>	<b>3,385.77</b>	<b>6,433.60</b>
<b>County Benefits Program</b>									
TEXPRIME	LGIP	TexPool Prime	0.00	4,376.90	4,376.90	0.00	0.00	0.00	4,376.90
<b>Total for County Benefits Program</b>			<b>0.00</b>	<b>4,376.90</b>	<b>4,376.90</b>	<b>0.00</b>	<b>0.00</b>	<b>0.00</b>	<b>4,376.90</b>
<b>City Clerk Record Mgmt &amp; Preservation</b>									
TEXPOOL	LGIP	TexPool	0.00	2,317.20	2,317.20	0.00	0.00	0.00	2,317.20
912828SH4	TREAS NOTE	U.S. Treasury 1.375 02/28/19	2,877.04	579.45	3,437.50	0.00	18.99	297.33	876.78
<b>Total for City Clerk Record Mgmt &amp; Preservation</b>			<b>2,877.04</b>	<b>2,896.65</b>	<b>5,754.70</b>	<b>0.00</b>	<b>18.99</b>	<b>297.33</b>	<b>3,193.98</b>
<b>City Clerk Records Archive</b>									
TEXPOOL	LGIP	TexPool	0.00	2,366.07	2,366.07	0.00	0.00	0.00	2,366.07
912828SH4	TREAS NOTE	U.S. Treasury 1.375 02/28/19	2,877.04	579.45	3,437.50	0.00	18.99	297.33	876.78
<b>Total for City Clerk Records Archive</b>			<b>2,877.04</b>	<b>2,945.52</b>	<b>5,803.57</b>	<b>0.00</b>	<b>18.99</b>	<b>297.33</b>	<b>3,242.85</b>
<b>Debt Service Fund</b>									
TEXPRIME	LGIP	TexPool Prime	0.00	41,092.10	41,092.10	0.00	0.00	0.00	41,092.10
<b>Total for Debt Service Fund</b>			<b>0.00</b>	<b>41,092.10</b>	<b>41,092.10</b>	<b>0.00</b>	<b>0.00</b>	<b>0.00</b>	<b>41,092.10</b>

CUSIP	Security Type	Security Description	Beg. Accrued	Interest Earned	Interest Rec'd / Sold / Matured	Interest Purchased	Ending Accrued	Disc Acct / Prem Amort	Net Income
<b>Future Environmental Liability</b>									
TEXPRIME	LGIP	TexPool Prime	0.00	629.78	629.78	0.00	0.00	0.00	629.78
912828WD8	TREAS NOTE	U.S. Treasury 1.250 10/31/18	4,817.43	1,605.80	0.00	0.00	6,423.23	495.09	2,100.89
<b>Total for Future Environmental Liability</b>			<b>4,817.43</b>	<b>2,235.58</b>	<b>629.78</b>	<b>0.00</b>	<b>6,423.23</b>	<b>495.09</b>	<b>2,730.67</b>
<b>General Fund - Core Investments</b>									
3134G9NIM5	AGCY CALL	FHLMC 1.150 09/28/18	21,610.42	5,270.83	0.00	0.00	26,881.25	0.00	5,270.83
23542JBD6	MUNICIPAL	Dallas Wrkws & Swr 0.985 10/01/18	16,416.67	4,104.16	0.00	0.00	20,520.83	0.00	4,104.16
89233HK52	CP - DISC	Toyota Mtr Cr 0.000 10/05/18	0.00	0.00	0.00	0.00	0.00	13,984.46	13,984.46
3133EFLY1	AGCY BULET	FFCB 0.930 10/29/18	11,883.33	3,875.00	0.00	0.00	15,758.33	177.70	4,052.70
3136G1KL2	AGCY CALL	FNMA 1.150 10/30/18	20,348.61	6,708.33	0.00	0.00	27,056.94	1,024.73	7,733.06
742651DG4	AGCY BULET	PEFCO 4.375 03/15/19	33,055.56	7,291.66	0.00	0.00	40,347.22	(4,848.56)	2,443.10
46640QQN4	CP - DISC	J.P.Morgan Sec 0.000 03/22/19	0.00	0.00	0.00	0.00	0.00	11,108.30	11,108.30
3133EGZK4	AGCY CALL	FFCB 1.070 04/24/19	20,181.39	6,241.67	0.00	0.00	26,423.06	375.83	6,617.50
313379EE5	AGCY BULET	FHLB 1.625 06/14/19	10,607.64	6,770.83	0.00	0.00	17,378.47	2,019.40	8,790.23
3130A8Y72	AGCY BULET	FHLB 0.875 08/05/19	24,276.39	4,138.02	24,828.13	0.00	3,586.28	7,364.45	11,502.47
912828U32	TREAS NOTE	U.S. Treasury 1.000 11/15/19	4,239.13	1,684.78	0.00	0.00	5,923.91	2,472.42	4,157.20
3133EJRD3	AGCY BULET	FFCB 2.390 12/05/19	20,447.78	10,954.16	0.00	0.00	31,401.94	490.99	11,445.15
880591EV0	AGCY BULET	TVA 2.250 03/15/20	44,687.50	9,375.00	0.00	0.00	54,062.50	1,324.15	10,699.15
3135G0T86	AGCY CALL	FNMA 1.950 11/09/20	22,208.33	8,125.00	0.00	0.00	30,333.33	95.80	8,220.80
<b>Total for General Fund - Core Investments</b>			<b>249,962.75</b>	<b>74,539.44</b>	<b>24,828.13</b>	<b>0.00</b>	<b>299,674.06</b>	<b>35,589.67</b>	<b>110,125.11</b>



CUSIP	Security Type	Security Description	Beg. Accrued	Interest Earned	Interest Rec'd / Sold / Matured	Interest Purchased	Ending Accrued	Disc Acct / Prem Amort	Net Income
<b>General Fund - Liquid Investments</b>									
LOGIC	LGIP	LOGIC	0.00	82,090.27	82,090.27	0.00	0.00	0.00	82,090.27
TEXPOOL	LGIP	TexPool	0.00	3.08	3.08	0.00	0.00	0.00	3.08
TEXPRIME	LGIP	TexPool Prime	0.00	1,254.99	1,254.99	0.00	0.00	0.00	1,254.99
4497WTHA7	CP - DISC	ING Funding 0.000 08/10/18	0.00	0.00	0.00	0.00	0.00	0.00	3,517.50
36960MHD8	CP - DISC	GE Co 0.000 08/13/18	0.00	0.00	0.00	0.00	0.00	3,916.65	3,916.65
912828K82	TREAS NOTE	U.S. Treasury 1.000 08/15/18	32,292.82	2,707.18	35,000.00	0.00	0.00	1,631.14	4,338.32
36164KJA0	CP - DISC	GE Capital Treasury 0.000 09/10/18	0.00	0.00	0.00	0.00	0.00	10,970.54	10,970.54
46640QJM4	CP - DISC	J.P.Morgan Sec 0.000 09/21/18	0.00	0.00	0.00	0.00	0.00	11,754.19	11,754.19
48308BL86	CP - DISC	Kaiser Foundation Hospital 0.000 11/08/18	0.00	0.00	0.00	0.00	0.00	14,466.69	14,466.69
<b>Total for General Fund - Liquid Investments</b>			<b>32,292.82</b>	<b>86,055.52</b>	<b>118,346.34</b>	<b>0.00</b>	<b>0.00</b>	<b>46,256.71</b>	<b>132,312.23</b>
<b>LPFF</b>									
TEXPRIME	LGIP	TexPool Prime	0.00	8,927.64	8,927.64	0.00	0.00	0.00	8,927.64
<b>Total for LPFF</b>			<b>0.00</b>	<b>8,927.64</b>	<b>8,927.64</b>	<b>0.00</b>	<b>0.00</b>	<b>0.00</b>	<b>8,927.64</b>
<b>Northwoods Rd Debt Service Fund</b>									
LOGIC	LGIP	LOGIC	0.00	413.64	413.64	0.00	0.00	0.00	413.64
<b>Total for Northwoods Rd Debt Service Fund</b>			<b>0.00</b>	<b>413.64</b>	<b>413.64</b>	<b>0.00</b>	<b>0.00</b>	<b>0.00</b>	<b>413.64</b>
<b>Northwoods Rd Operating Fund</b>									
LOGIC	LGIP	LOGIC	0.00	63.57	63.57	0.00	0.00	0.00	63.57
<b>Total for Northwoods Rd Operating Fund</b>			<b>0.00</b>	<b>63.57</b>	<b>63.57</b>	<b>0.00</b>	<b>0.00</b>	<b>0.00</b>	<b>63.57</b>
<b>Pass Toll Series 2009</b>									
TEXPRIME	LGIP	TexPool Prime	0.00	760.14	760.14	0.00	0.00	0.00	760.14
<b>Total for Pass Toll Series 2009</b>			<b>0.00</b>	<b>760.14</b>	<b>760.14</b>	<b>0.00</b>	<b>0.00</b>	<b>0.00</b>	<b>760.14</b>



CUSIP	Security Type	Security Description	Beg. Accrued	Interest Earned	Interest Rec'd / Sold / Matured	Interest Purchased	Ending Accrued	Disc Accr / Prem Amort	Net Income
<b>Passthrough Toll Reimb</b>									
LOGIC	LGIP	LOGIC	0.00	11,218.26	11,218.26	0.00	0.00	0.00	11,218.26
3130A9AE1	AGCY BULET	FHLB 0.875 10/01/18	25,127.08	6,281.77	0.00	0.00	31,408.85	2,904.29	9,186.06
4497W1LM6	CP - DISC	ING Funding 0.000 11/21/18	0.00	0.00	0.00	0.00	0.00	19,805.60	19,805.60
313376BR5	AGCY BULET	FHLB 1.750 12/14/18	8,225.00	5,260.00	0.00	0.00	13,475.00	(1,110.57)	4,139.43
3133E1BZ1	AGCY BULET	FFCB 2.000 05/08/19	36,888.89	13,333.33	0.00	0.00	50,222.22	1,241.44	14,574.77
3133X7ZS2	AGCY BULET	FHLB 5.375 05/15/19	66,083.33	26,875.00	0.00	0.00	94,958.33	(15,359.10)	11,515.90
3133E1JU1	AGCY BULET	FFCB 2.420 01/24/20	2,588.06	11,091.66	0.00	0.00	13,679.72	477.02	11,568.68
<b>Total for Passthrough Toll Reimb</b>			<b>140,912.36</b>	<b>74,050.02</b>	<b>11,218.26</b>	<b>0.00</b>	<b>203,744.12</b>	<b>7,958.68</b>	<b>82,008.70</b>
<b>Pearson Place Debt Service Fund</b>									
LOGIC	LGIP	LOGIC	0.00	2,003.07	2,003.07	0.00	0.00	0.00	2,003.07
<b>Total for Pearson Place Debt Service Fund</b>			<b>0.00</b>	<b>2,003.07</b>	<b>2,003.07</b>	<b>0.00</b>	<b>0.00</b>	<b>0.00</b>	<b>2,003.07</b>
<b>Pooled Funds</b>									
TEXPOOL	LGIP	TexPool	0.00	13,660.01	13,660.01	0.00	0.00	0.00	13,660.01
TEXPRIME	LGIP	TexPool Prime	0.00	19,385.09	19,385.09	0.00	0.00	0.00	19,385.09
<b>Total for Pooled Funds</b>			<b>0.00</b>	<b>33,045.10</b>	<b>33,045.10</b>	<b>0.00</b>	<b>0.00</b>	<b>0.00</b>	<b>33,045.10</b>
<b>Road and Bridge General</b>									
TEXPOOL	LGIP	TexPool	0.00	40.86	40.86	0.00	0.00	0.00	40.86
TEXPRIME	LGIP	TexPool Prime	0.00	14,968.14	14,968.14	0.00	0.00	0.00	14,968.14
89233HL93	CP - DISC	Toyota Mir Cr 0.000 11/09/18	0.00	0.00	0.00	0.00	0.00	5,321.67	5,321.67
3133E1JAU3	AGCY BULET	FFCB 1.920 04/29/19	14,720.00	4,800.00	0.00	0.00	19,520.00	228.69	5,028.69
3135G0G23	AGCY CALL	FNMA 1.300 04/29/19	6,644.44	2,166.67	0.00	0.00	8,811.11	1,173.86	3,340.53
912828R44	TREAS NOTE	U.S. Treasury 0.875 05/15/19	5,563.86	2,211.28	0.00	0.00	7,775.14	3,672.18	5,883.46
3137EAEH8	AGCY BULET	FHLMC 1.375 08/15/19	38,041.67	6,875.00	41,250.00	0.00	3,666.67	5,295.00	12,170.00
912828U32	TREAS NOTE	U.S. Treasury 1.000 11/15/19	6,358.70	2,527.17	0.00	0.00	8,885.87	3,708.63	6,235.80
<b>Total for Road and Bridge General</b>			<b>71,328.67</b>	<b>33,569.12</b>	<b>56,259.00</b>	<b>0.00</b>	<b>48,658.79</b>	<b>19,400.03</b>	<b>52,989.15</b>

CUSIP	Security Type	Security Description	Beg. Accrued	Interest Earned	Interest Rec'd / Sold / Matured	Interest Purchased	Ending Accrued	Disc Accr / Prem Amort	Net Income
<b>Tobacco Funds</b>									
TEXPRIME	LGIP	TexPool Prime	0.00	2,237.42	2,237.42	0.00	0.00	0.00	2,237.42
89233HM35	CP - DISC	Toyota Mtr Cr 0.000 12/03/18	0.00	0.00	0.00	0.00	0.00	2,040.83	2,040.83
313380FB8	AGCY BULET	FHLB 1.375 09/13/19	10,541.67	2,291.66	0.00	0.00	12,833.33	1,735.20	4,026.86
<b>Total for Tobacco Funds</b>			<b>10,541.67</b>	<b>4,529.08</b>	<b>2,237.42</b>	<b>0.00</b>	<b>12,833.33</b>	<b>3,776.03</b>	<b>8,305.11</b>
<b>Unlimited Tax Road Bonds - Series 2007</b>									
TEXPRIME	LGIP	TexPool Prime	0.00	9,418.51	9,418.51	0.00	0.00	0.00	9,418.51
<b>Total for Unlimited Tax Road Bonds - Series 2007</b>			<b>0.00</b>	<b>9,418.51</b>	<b>9,418.51</b>	<b>0.00</b>	<b>0.00</b>	<b>0.00</b>	<b>9,418.51</b>
<b>Total for Williamson County</b>			<b>829,350.27</b>	<b>647,186.75</b>	<b>514,885.89</b>	<b>(184,533.18)</b>	<b>1,126,184.31</b>	<b>192,151.51</b>	<b>839,338.26</b>

Trade Date	Settle Date	CUSIP	Security Type	Security Description	Coupon	Mty Date	Call Date	Par Value	Price	Principal Amount	Int Purchased / Received	Total Amount	Realized Gain / Loss	YTM	YTW	
<b>2013 Road Bond</b>																
<b>Maturities</b>																
08/31/18	08/31/18	46640HX2	CP - DISC	J.P.Morgan Sec		08/31/18		4,700,000.00	100.000	4,700,000.00	0.00	4,700,000.00		1.876		
<b>Total for: Maturities</b>												<b>4,700,000.00</b>	<b>0.00</b>	<b>4,700,000.00</b>	<b>1.876</b>	
<b>Purchases</b>																
08/20/18	08/21/18	3130ADG22	AGCY CALL	FHLB	2.090	01/23/20	01/23/19	10,000,000.00	99.287	9,928,700.00	16,255.56	9,944,955.56		2.603	2.603	
08/20/18	08/21/18	3130ACM92	AGCY BULET	FHLB	1.500	10/21/19		10,000,000.00	98.855	9,885,500.00	50,000.00	9,935,500.00		2.501	2.501	
08/29/18	08/30/18	46640QPR6	CP - DISC	J.P.Morgan Sec		02/25/19		5,000,000.00	98.767	4,938,344.44	0.00	4,938,344.44		2.511	2.511	
08/29/18	08/30/18	91282BL4	TREAS NOTE	U.S. Treasury	3.375	11/15/19		10,000,000.00	100.984	10,098,437.50	98,131.79	10,196,569.29		2.541	2.541	
<b>Total for: Purchases</b>												<b>35,000,000.00</b>	<b>164,387.35</b>	<b>35,015,389.29</b>	<b>2.543</b>	<b>2.543</b>
<b>Income Payments</b>																
08/06/18	08/06/18	3133EHP23	AGCY BULET	FFCB	1.500	02/06/19				0.00	37,500.00	37,500.00				
<b>Total for: Income Payments</b>												<b>0.00</b>	<b>37,500.00</b>	<b>37,500.00</b>		
<b>2015 CO Bonds</b>																
<b>Income Payments</b>																
08/15/18	08/15/18	912828P53	TREAS NOTE	U.S. Treasury	0.750	02/15/19				0.00	18,750.00	18,750.00				
<b>Total for: Income Payments</b>												<b>0.00</b>	<b>18,750.00</b>	<b>18,750.00</b>		

Trade Date	Settle Date	CUSIP	Security Type	Security Description	Coupon	Mty Date	Call Date	Par Value	Price	Principal Amount	Int Purchased / Received	Total Amount	Realized Gain / Loss	YTM	YTW			
<b>Conservation Fund</b>																		
<b>Maturities</b>																		
08/07/18	08/07/18	3130ABPK3	AGCY BULET	FHLB	0.625	08/07/18		1,500,000.00	100.000	1,500,000.00	0.00	1,500,000.00		1.079				
<b>Total for: Maturities</b>												<b>1,500,000.00</b>	<b>0.00</b>	<b>1,500,000.00</b>	<b>1.079</b>			
<b>Purchases</b>																		
08/08/18	08/09/18	3130A8Y72	AGCY BULET	FHLB	0.875	08/05/19		1,500,000.00	98.429	1,476,435.00	145.83	1,476,580.83		2.493	2.493			
<b>Total for: Purchases</b>												<b>1,500,000.00</b>	<b>145.83</b>	<b>1,476,435.00</b>	<b>145.83</b>	<b>1,476,580.83</b>	<b>2.493</b>	<b>2.493</b>
<b>Income Payments</b>																		
08/07/18	08/07/18	3130ABPK3	AGCY BULET	FHLB	0.625	08/07/18				0.00	4,687.50	4,687.50						
<b>Total for: Income Payments</b>												<b>0.00</b>	<b>4,687.50</b>	<b>4,687.50</b>				
<b>Cy Clerk Record Mgmt &amp; Preservation</b>																		
<b>Income Payments</b>																		
08/31/18	08/31/18	912828SH4	TREAS NOTE	U.S. Treasury	1.375	02/28/19				0.00	3,437.50	3,437.50						
<b>Total for: Income Payments</b>												<b>0.00</b>	<b>3,437.50</b>	<b>3,437.50</b>				
<b>Cy Clerk Records Archive</b>																		
<b>Income Payments</b>																		
08/31/18	08/31/18	912828SH4	TREAS NOTE	U.S. Treasury	1.375	02/28/19				0.00	3,437.50	3,437.50						
<b>Total for: Income Payments</b>												<b>0.00</b>	<b>3,437.50</b>	<b>3,437.50</b>				
<b>General Fund - Core Investments</b>																		
<b>Income Payments</b>																		
08/05/18	08/05/18	3130A8Y72	AGCY BULET	FHLB	0.875	08/05/19				0.00	24,828.13	24,828.13						
<b>Total for: Income Payments</b>												<b>0.00</b>	<b>24,828.13</b>	<b>24,828.13</b>				

Trade Date	Settle Date	CUSIP	Security Type	Security Description	Coupon	Mty Date	Call Date	Par Value	Price	Principal Amount	Int Purchased / Received	Total Amount	Realized Gain / Loss	YTM	YTW
<b>General Fund - Liquid Investments</b>															
<b>Maturities</b>															
08/10/18	08/10/18	4497W1HA7	CP - DISC	ING Funding		08/10/18		7,000,000.00	100.000	7,000,000.00	0.00	7,000,000.00		2.030	
08/13/18	08/13/18	36960MHD8	CP - DISC	GE Co		08/13/18		5,000,000.00	100.000	5,000,000.00	0.00	5,000,000.00		2.370	
08/15/18	08/15/18	912828K62	TREAS NOTE	U.S. Treasury	1.000	08/15/18		7,000,000.00	100.000	7,000,000.00	0.00	7,000,000.00		1.607	
<b>Total for: Maturities</b>										<b>19,000,000.00</b>	<b>0.00</b>	<b>19,000,000.00</b>	<b>1,964</b>		
<b>Income Payments</b>															
08/15/18	08/15/18	912828K62	TREAS NOTE	U.S. Treasury	1.000	08/15/18				0.00	35,000.00	35,000.00			
<b>Total for: Income Payments</b>										<b>0.00</b>	<b>35,000.00</b>	<b>35,000.00</b>			
<b>Road and Bridge General</b>															
<b>Income Payments</b>															
08/15/18	08/15/18	3137EAEH8	AGCY BULET	FHLMC	1.375	08/15/19				0.00	41,250.00	41,250.00			
<b>Total for: Income Payments</b>										<b>0.00</b>	<b>41,250.00</b>	<b>41,250.00</b>			

Trade Date	Settle Date	CUSIP	Security Type	Security Description	Coupon	Mty Date	Call Date	Par Value	Price	Principal Amount	Int Purchased / Received	Total Amount	Realized Gain / Loss	YTM	YTW
------------	-------------	-------	---------------	----------------------	--------	----------	-----------	-----------	-------	------------------	--------------------------	--------------	----------------------	-----	-----

**Total for All Portfolios**

Transaction Type	Quantity	Total Amount	Realized G/L	YTM	YTW
Total Maturities	25,200,000.00	25,200,000.00		1.895	
Total Purchases	36,500,000.00	36,491,950.12		2.541	
Total Income Payments	0.00	168,890.63			2.541



**Williamson County**  
**Amortization and Accretion**  
 From 07/31/2018 to 08/31/2018

CUSIP	Settle Date	Security Type	Security Description	Next Call Date	Purchase Qty	Orig Price	Original Cost	Amrt/Amcr for Period	Total Amrt/Amcr Since Purch	Remaining Disc / Prem	Book Value
<b>2013 Park Bond</b>											
46640QKW0	02/05/18	CP - DISC	J.P.Morgan Sec 0.000 10/30/18		5,000,000.00	98.428	4,921,383.33	9,127.80	61,244.47	17,372.20	4,982,627.80
912828V56	02/05/18	TREAS NOTE	U.S. Treasury 1.125 01/31/19		4,000,000.00	99.203	3,968,125.00	2,735.28	18,463.28	13,411.72	3,986,588.28
912828D23	07/18/18	TREAS NOTE	U.S. Treasury 1.625 04/30/19		5,000,000.00	99.453	4,972,656.25	2,926.95	4,248.80	23,094.95	4,976,905.05
<b>Total for: 2013 Park Bond</b>							<b>13,862,164.58</b>	<b>14,790.03</b>	<b>83,956.55</b>	<b>53,878.87</b>	<b>13,946,121.13</b>
<b>2013 Road Bond</b>											
46640QH2	12/08/17	CP - DISC	J.P.Morgan Sec 0.000 08/31/18		0.00	98.633	0.00	7,245.85	0.00	0.00	0.00
3130ACYC2	12/08/17	AGCY BULET	FHLB 1.625 12/04/18		20,000,000.00	99.910	19,982,000.00	1,521.80	13,282.00	4,718.00	19,995,282.00
912828V56	02/01/18	TREAS NOTE	U.S. Treasury 1.125 01/31/19		8,000,000.00	99.199	7,935,937.50	5,437.36	37,401.78	26,660.72	7,973,339.28
31335HP23	12/08/17	AGCY BULET	FFCB 1.500 02/06/19		5,000,000.00	99.716	4,985,800.00	1,024.75	8,897.85	5,302.15	4,994,697.85
46640QPR6	08/30/18	CP - DISC	J.P.Morgan Sec 0.000 02/25/19		5,000,000.00	98.767	4,938,344.44	688.91	688.91	60,966.65	4,939,033.35
313378M2	12/08/17	AGCY BULET	FHLB 1.500 03/08/19		16,000,000.00	99.621	15,942,600.00	3,865.74	33,095.18	24,304.82	15,975,695.18
3130ABKQ8	12/18/17	AGCY CALL	FHLB 1.500 06/28/19	09/28/18	19,675,000.00	99.427	19,562,262.25	6,148.83	51,517.81	61,219.94	19,613,780.06
3130A0ZT6	04/11/18	AGCY BULET	FHLB 2.375 09/13/19		5,500,000.00	100.099	5,505,445.00	(308.55)	(1,439.95)	(4,005.05)	5,504,005.05
3130ACH92	08/21/18	AGCY BULET	FHLB 1.500 10/21/19		10,000,000.00	98.855	9,885,500.00	2,707.30	2,707.30	111,792.70	9,888,207.30
912828L4	08/30/18	TREAS NOTE	U.S. Treasury 3.375 11/15/19		10,000,000.00	100.984	10,098,437.50	(431.30)	(431.30)	(98,006.20)	10,098,006.20
3130ADXU1	04/11/18	AGCY BULET	FHLB 2.320 01/09/20		7,500,000.00	99.929	7,494,675.00	257.85	1,075.35	4,249.65	7,495,750.35
3130ADG32	08/21/18	AGCY CALL	FHLB 2.090 01/23/20	01/23/19	10,000,000.00	99.287	9,928,700.00	1,378.70	1,378.70	69,921.30	9,930,078.70
<b>Total for: 2013 Road Bond</b>							<b>116,259,701.69</b>	<b>29,537.24</b>	<b>148,173.63</b>	<b>267,124.68</b>	<b>116,407,875.32</b>
<b>2015 CO Bonds</b>											
89233HJ09	01/03/18	CP - DISC	Toyota Mtr Cr 0.000 09/28/18		8,000,000.00	98.638	7,891,013.33	12,606.64	98,006.67	10,980.00	7,989,020.00
4497W1L20	02/05/18	CP - DISC	ING Funding 0.000 11/02/18		7,000,000.00	98.425	6,889,750.00	12,658.31	84,933.31	25,316.69	6,974,683.31
912828P53	02/05/18	TREAS NOTE	U.S. Treasury 0.750 02/15/19		5,000,000.00	98.766	4,938,281.25	5,102.65	34,312.70	27,406.05	4,972,593.95
<b>Total for: 2015 CO Bonds</b>							<b>19,719,044.58</b>	<b>30,367.60</b>	<b>217,252.68</b>	<b>63,702.74</b>	<b>19,936,297.26</b>

CUSIP	Settle Date	Security Type	Security Description	Next Call Date	Purchase Qty	Orig Price	Original Cost	Amrt/Accr for Period	Total Amrt/Accr Since Purch	Remaining Disc / Prem	Book Value
<b>Conservation Fund</b>											
3130A8PK3	02/06/17	AGCY BULET	FHLB 0.625 08/07/18		0.00	99.325	0.00	112.90	0.00	0.00	0.00
46640CKW0	02/06/18	CP - DISC	J.P.Morgan Sec 0.000 10/30/18		1,000,000.00	98.434	984,335.56	1,825.56	12,190.00	3,474.44	996,525.56
3130A8Y72	08/09/18	AGCY BULET	FHLB 0.875 08/05/19		1,500,000.00	98.429	1,476,435.00	1,447.31	1,447.31	22,117.69	1,477,882.31
<b>Total for Conservation Fund</b>							<b>2,460,770.56</b>	<b>3,385.77</b>	<b>13,637.31</b>	<b>25,592.13</b>	<b>2,474,407.87</b>
<b>City Clerk Record Mgmt &amp; Preservation</b>											
912828SH4	03/01/18	TREAS NOTE	U.S. Treasury 1.375 02/28/19		500,000.00	99.293	496,464.84	297.33	1,763.48	1,771.68	498,228.32
<b>Total for City Clerk Record Mgmt &amp; Preservation</b>							<b>496,464.84</b>	<b>297.33</b>	<b>1,763.48</b>	<b>1,771.68</b>	<b>498,228.32</b>
<b>City Clerk Records Archive</b>											
912828SH4	03/01/18	TREAS NOTE	U.S. Treasury 1.375 02/28/19		500,000.00	99.293	496,464.84	297.33	1,763.48	1,771.68	498,228.32
<b>Total for City Clerk Records Archive</b>							<b>496,464.84</b>	<b>297.33</b>	<b>1,763.48</b>	<b>1,771.68</b>	<b>498,228.32</b>
<b>Future Environmental Liability</b>											
912828WD8	12/01/17	TREAS NOTE	U.S. Treasury 1.250 10/31/18		1,525,000.00	99.648	1,519,638.67	495.09	4,403.08	958.25	1,524,041.75
<b>Total for Future Environmental Liability</b>							<b>1,519,638.67</b>	<b>495.09</b>	<b>4,403.08</b>	<b>958.25</b>	<b>1,524,041.75</b>

CUSIP	Settle Date	Security Type	Security Description	Next Call Date	Purchase Qty	Orig Price	Original Cost	Amrt/Accr for Period	Total Amrt/Accr Since Purch	Remaining Disc / Prem	Book Value
<b>General Fund - Core Investments</b>											
3134G9NM5	06/28/16	AGCY CALL	FHLMC 1.150 09/28/18		5,500,000.00	100.000	5,500,000.00	0.00	0.00	0.00	5,500,000.00
23542JBD6	07/07/16	MUNICIPAL	Dallas Wrkws & Svr 0.985 10/01/18		5,000,000.00	100.000	5,000,000.00	0.00	0.00	0.00	5,000,000.00
89233HK52	06/08/18	CP - DISC	Toyota Mir Cr 0.000 10/05/18		7,000,000.00	99.233	6,946,317.78	13,984.46	38,344.45	15,337.77	6,984,662.23
3133EFLY1	10/29/15	AGCY BULET	FFCB 0.930 10/29/18		5,000,000.00	99.874	4,993,680.00	177.70	5,976.45	343.55	4,999,656.45
3136G1KL2	05/25/17	AGCY CALL	FNMA 1.150 10/30/18		7,000,000.00	99.750	6,982,500.00	1,024.73	15,484.63	2,015.37	6,997,984.63
742651DG4	02/17/17	AGCY BULET	PEFCO 4.375 03/15/19		2,000,000.00	106.019	2,120,380.00	(4,848.56)	(88,818.76)	(31,561.24)	2,031,561.24
46640QJN4	06/29/18	CP - DISC	J.P.Morgan Sec 0.000 03/22/19		5,000,000.00	98.094	4,904,683.33	11,108.30	22,933.32	72,383.35	4,927,616.65
3133EGZK4	10/31/16	AGCY CALL	FFCB 1.070 04/24/19		7,000,000.00	99.841	6,988,870.00	375.83	8,198.12	2,931.88	6,997,068.12
313379EE5	02/15/18	AGCY BULET	FHLB 1.625 06/14/19		5,000,000.00	99.353	4,967,650.00	2,019.40	13,171.65	19,178.35	4,980,821.65
3130A8Y72	05/16/18	AGCY BULET	FHLB 0.875 08/05/19		5,675,000.00	98.092	5,566,721.00	7,364.45	25,865.93	82,613.07	5,592,386.93
912828J32	07/16/18	TREAS NOTE	U.S. Treasury 1.000 11/15/19		2,000,000.00	98.023	1,960,468.75	2,472.42	3,746.51	35,782.74	1,964,217.26
3133EJRD3	06/12/18	AGCY BULET	FFCB 2.390 12/05/19		5,500,000.00	99.840	5,491,200.00	490.99	1,292.89	7,507.11	5,492,492.89
880591EVO	05/11/18	AGCY BULET	TVA 2.250 03/15/20		5,000,000.00	99.411	4,970,550.00	1,324.15	4,855.30	24,594.70	4,975,405.30
3135G0T86	11/09/17	AGCY CALL	FNMA 1.950 11/09/20	11/09/18	5,000,000.00	99.830	4,996,500.00	95.80	926.70	2,573.30	4,997,426.70
<b>Total for General Fund - Core Investments</b>							<b>71,389,520.86</b>	<b>35,589.67</b>	<b>51,779.19</b>	<b>233,699.95</b>	<b>71,441,300.05</b>
<b>General Fund - Liquid Investments</b>											
4487W1HA7	02/13/18	CP - DISC	ING Funding 0.000 08/10/18		0.00	98.006	0.00	3,517.50	0.00	0.00	0.00
38960MHD8	04/05/18	CP - DISC	GE Co 0.000 08/13/18		0.00	99.151	0.00	3,916.65	0.00	0.00	0.00
912828K82	12/20/17	TREAS NOTE	U.S. Treasury 1.000 08/15/18		0.00	99.605	0.00	1,631.14	0.00	0.00	0.00
3616AKJAO	12/20/17	CP - DISC	GE Capital Treasury 0.000 09/10/18		7,000,000.00	98.655	6,906,573.33	10,970.54	90,241.67	3,185.00	6,996,815.00
46640QJN4	01/08/18	CP - DISC	J.P.Morgan Sec 0.000 09/21/18		7,000,000.00	98.619	6,902,933.33	11,754.19	89,483.36	7,583.31	6,992,416.69
3133EFLY1	10/29/15	AGCY BULET	FFCB 0.930 10/29/18		0.00	99.874	0.00	0.00	0.00	0.00	0.00
3138G1KL2	05/25/17	AGCY CALL	FNMA 1.150 10/30/18		0.00	99.750	0.00	0.00	0.00	0.00	0.00
48306BL86	05/03/18	CP - DISC	Kaiser Foundation Hospital 0.000 11/08/18		7,000,000.00	98.740	6,911,800.00	14,466.69	56,466.69	31,733.31	6,968,266.69
3133EGZK4	10/31/16	AGCY CALL	FFCB 1.070 04/24/19		0.00	99.841	0.00	0.00	0.00	0.00	0.00
<b>Total for General Fund - Liquid Investments</b>							<b>20,721,306.66</b>	<b>46,256.71</b>	<b>236,191.72</b>	<b>42,501.62</b>	<b>20,957,486.38</b>

CUSIP	Settle Date	Security Type	Security Description	Next Call Date	Purchase Qty	Orig Price	Original Cost	Amrt/Accr for Period	Total Amrt/Accr Since Purch	Remaining Disc / Prem	Book Value
<b>Passthrough Toll Reimb</b>											
3130A9AE1	09/08/17	AGCY BULET	FHLB 0.875 10/01/18		8,615,000.00	99.571	8,578,041.65	2,904.29	34,054.06	2,904.29	8,612,095.71
4497W1LM6	03/01/18	CP - DISC	ING Funding 0.000 11/21/18		10,000,000.00	98.307	9,830,694.44	19,805.60	117,555.56	51,750.00	9,948,250.00
313376BR5	09/22/17	AGCY BULET	FHLB 1.750 12/14/18		3,600,000.00	100.451	3,616,254.00	(1,110.57)	(12,441.10)	(3,812.90)	3,603,812.90
3133E1BZ1	04/11/18	AGCY BULET	FFCB 2.000 05/08/19		8,000,000.00	99.799	7,983,920.00	1,241.44	5,776.88	10,303.12	7,989,696.88
3133X7ZS2	04/18/18	AGCY BULET	FHLB 5.375 05/15/19		6,000,000.00	103.316	6,198,960.00	(15,359.10)	(67,889.76)	(131,070.24)	6,131,070.24
3133E1JU1	05/02/18	AGCY BULET	FFCB 2.420 01/24/20		5,500,000.00	99.820	5,490,100.00	477.02	1,793.94	8,106.06	5,491,893.94
<b>Total for Passthrough Toll Reimb</b>					<b>41,715,000.00</b>		<b>41,697,970.09</b>	<b>7,958.68</b>	<b>78,849.58</b>	<b>(61,819.67)</b>	<b>41,776,819.67</b>
<b>Road and Bridge General</b>											
89233HL93	02/12/18	CP - DISC	Toyota Mir-Cr 0.000 11/09/18		3,000,000.00	98.455	2,963,650.00	5,321.67	34,505.01	11,844.99	2,988,155.01
3133E1AU3	02/08/18	AGCY BULET	FFCB 1.920 04/29/19		3,000,000.00	99.889	2,996,658.00	228.69	1,513.92	1,828.08	2,998,171.92
3135G0G23	02/08/18	AGCY CALL	FNMA 1.300 04/29/19	10/29/18	2,000,000.00	99.134	1,982,680.00	1,173.86	7,936.28	9,383.72	1,990,616.28
912828R44	05/24/18	TREAS NOTE	U.S. Treasury 0.875 05/15/19		3,000,000.00	98.574	2,957,226.56	3,672.18	11,845.72	30,927.72	2,989,072.28
3137EAEH8	07/16/18	AGCY BULET	FHLMC 1.375 08/15/19		6,000,000.00	98.849	5,930,940.00	5,295.00	7,941.90	61,118.10	5,998,881.90
912828U32	07/16/18	TREAS NOTE	U.S. Treasury 1.000 11/15/19		3,000,000.00	98.023	2,940,703.13	3,708.63	5,622.76	53,674.11	2,946,325.89
<b>Total for Road and Bridge General</b>					<b>20,000,000.00</b>		<b>19,761,857.69</b>	<b>19,400.03</b>	<b>69,365.59</b>	<b>168,776.72</b>	<b>19,831,223.28</b>
<b>Tobacco Funds</b>											
89233HM35	06/07/18	CP - DISC	Toyota Mir-Cr 0.000 12/03/18		1,000,000.00	98.822	988,215.83	2,040.83	5,661.67	6,122.50	993,877.50
313380FB8	06/08/18	AGCY BULET	FHLB 1.375 09/13/19		2,000,000.00	98.672	1,973,440.00	1,735.20	4,800.72	21,759.28	1,978,240.72
<b>Total for Tobacco Funds</b>					<b>3,000,000.00</b>		<b>2,961,655.83</b>	<b>3,776.03</b>	<b>10,462.39</b>	<b>27,881.78</b>	<b>2,972,116.22</b>
<b>Total for Williamson County</b>					<b>313,090,000.00</b>		<b>311,346,560.89</b>	<b>192,151.51</b>	<b>917,598.68</b>	<b>825,840.43</b>	<b>312,264,159.57</b>

CUSIP	Security Type	Security Description	Pay Date	Interest	Principal	Total Amount
<b>2013 Park Bond</b>						
46640QKW0	CP - DISC	J.P.Morgan Sec 0.000 10/30/18	10/30/18	0.00	5,000,000.00	5,000,000.00
912828D23	TREAS NOTE	U.S. Treasury 1.625 04/30/19	10/31/18	40,625.00	0.00	40,625.00
912828V56	TREAS NOTE	U.S. Treasury 1.125 01/31/19	01/31/19	22,500.00	4,000,000.00	4,022,500.00
<b>Total for 2013 Park Bond</b>				<b>63,125.00</b>	<b>9,000,000.00</b>	<b>9,063,125.00</b>
<b>2013 Road Bond</b>						
3133782M2	AGCY BULET	FHLB 1.500 03/08/19	09/08/18	120,000.00	0.00	120,000.00
3130A02T6	AGCY BULET	FHLB 2.375 09/13/19	09/13/18	65,312.50	0.00	65,312.50
3130ACM92	AGCY BULET	FHLB 1.500 10/21/19	10/21/18	75,000.00	0.00	75,000.00
912828LY4	TREAS NOTE	U.S. Treasury 3.375 11/15/19	11/15/18	168,750.00	0.00	168,750.00
3130ACYC2	AGCY BULET	FHLB 1.625 12/04/18	12/04/18	162,500.00	20,000,000.00	20,162,500.00
3130ABK08	AGCY CALL	FHLB 1.500 06/28/19	12/28/18	147,562.50	0.00	147,562.50
3130ADXU1	AGCY BULET	FHLB 2.320 01/09/20	01/09/19	87,000.00	0.00	87,000.00
3130ADG22	AGCY CALL	FHLB 2.090 01/23/20	01/23/19	104,500.00	0.00	104,500.00
912828V56	TREAS NOTE	U.S. Treasury 1.125 01/31/19	01/31/19	45,000.00	8,000,000.00	8,045,000.00
3133EHP23	AGCY BULET	FFCB 1.500 02/06/19	02/06/19	37,500.00	5,000,000.00	5,037,500.00
46640QPR6	CP - DISC	J.P.Morgan Sec 0.000 02/25/19	02/25/19	0.00	5,000,000.00	5,000,000.00
<b>Total for 2013 Road Bond</b>				<b>1,013,125.00</b>	<b>36,000,000.00</b>	<b>39,013,125.00</b>
<b>2015 CO Bonds</b>						
89233HJU9	CP - DISC	Toyota Mir Cr 0.000 09/28/18	09/28/18	0.00	8,000,000.00	8,000,000.00
4497W1L20	CP - DISC	ING Funding 0.000 11/02/18	11/02/18	0.00	7,000,000.00	7,000,000.00
912828P53	TREAS NOTE	U.S. Treasury 0.750 02/15/19	02/15/19	18,750.00	5,000,000.00	5,018,750.00
<b>Total for 2015 CO Bonds</b>				<b>18,750.00</b>	<b>20,000,000.00</b>	<b>20,018,750.00</b>
<b>Conservation Fund</b>						
46640QKW0	CP - DISC	J.P.Morgan Sec 0.000 10/30/18	10/30/18	0.00	1,000,000.00	1,000,000.00
3130A8Y72	AGCY BULET	FHLB 0.875 08/05/19	02/05/19	6,562.50	0.00	6,562.50
<b>Total for Conservation Fund</b>				<b>6,562.50</b>	<b>1,000,000.00</b>	<b>1,006,562.50</b>

CUSIP	Security Type	Security Description	Pay Date	Interest	Principal	Total Amount
912828WD8	TREAS NOTE	U.S. Treasury 1.250 10/31/18	10/31/18	9,531.25	1,525,000.00	1,534,531.25
<b>Future Environmental Liability</b>				<b>9,531.25</b>	<b>1,525,000.00</b>	<b>1,534,531.25</b>
<b>Total for Future Environmental Liability</b>						
<b>General Fund - Core Investments</b>						
742651DG4	AGCY BULET	PEFCO 4.375 03/15/19	09/15/18	43,750.00	0.00	43,750.00
880591EV0	AGCY BULET	TVA 2.250 03/15/20	09/15/18	58,437.50	0.00	58,437.50
3134G9NM5	AGCY CALL	FHLMC 1.150 09/28/18	09/28/18	31,625.00	5,500,000.00	5,531,625.00
23542JBD6	MUNICIPAL	Dallas Wtrwks & Swr 0.985 10/01/18	10/01/18	24,625.00	5,000,000.00	5,024,625.00
89233HK52	CP - DISC	Toyota Mtr Cr 0.000 10/05/18	10/05/18	0.00	7,000,000.00	7,000,000.00
3133EGZK4	AGCY CALL	FFCB 1.070 04/24/19	10/24/18	37,450.00	0.00	37,450.00
3133EFLY1	AGCY BULET	FFCB 0.930 10/29/18	10/29/18	23,250.00	5,000,000.00	5,023,250.00
3138G1KL2	AGCY CALL	FNMA 1.150 10/30/18	10/30/18	40,250.00	7,000,000.00	7,040,250.00
3135G0T86	AGCY CALL	FNMA 1.950 11/09/20	11/09/18	48,750.00	0.00	48,750.00
912828U32	TREAS NOTE	U.S. Treasury 1.000 11/15/19	11/15/18	10,000.00	0.00	10,000.00
3133EJRD3	AGCY BULET	FFCB 2.390 12/05/19	12/05/18	65,725.00	0.00	65,725.00
313379EE5	AGCY BULET	FHLB 1.625 06/14/19	12/14/18	40,625.00	0.00	40,625.00
3130A8Y72	AGCY BULET	FHLB 0.875 08/05/19	02/05/19	24,828.12	0.00	24,828.12
<b>Total for General Fund - Core Investments</b>				<b>449,315.62</b>	<b>29,500,000.00</b>	<b>29,949,315.62</b>
<b>General Fund - Liquid Investments</b>						
36164KJAO	CP - DISC	GE Capital Treasury 0.000 09/10/18	09/10/18	0.00	7,000,000.00	7,000,000.00
46640QJMA	CP - DISC	J.P.Morgan Sec 0.000 09/21/18	09/21/18	0.00	7,000,000.00	7,000,000.00
48306BL86	CP - DISC	Kaiser Foundation Hospital 0.000 11/08/18	11/08/18	0.00	7,000,000.00	7,000,000.00
<b>Total for General Fund - Liquid Investments</b>				<b>0.00</b>	<b>21,000,000.00</b>	<b>21,000,000.00</b>

CUSIP	Security Type	Security Description	Pay Date	Interest	Principal	Total Amount
<b>Passthrough Toll Reimb</b>						
3130A9AE1	AGCY BULET	FHLB 0.875 10/01/18	10/01/18	37,690.62	8,615,000.00	8,652,690.62
3133EJBJ1	AGCY BULET	FFCB 2.000 05/08/19	11/08/18	80,000.00	0.00	80,000.00
3133X7ZS2	AGCY BULET	FHLB 5.375 05/15/19	11/15/18	161,250.00	0.00	161,250.00
4497W1LM6	CP - DISC	ING Funding 0.000 11/21/18	11/21/18	0.00	10,000,000.00	10,000,000.00
313376BR5	AGCY BULET	FHLB 1.750 12/14/18	12/14/18	31,500.00	3,600,000.00	3,631,500.00
3133EJLU1	AGCY BULET	FFCB 2.420 01/24/20	01/24/19	66,550.00	0.00	66,550.00
<b>Total for Passthrough Toll Reimb</b>				<b>376,990.62</b>	<b>22,215,000.00</b>	<b>22,591,990.62</b>
<b>Road and Bridge General</b>						
3133EJAU3	AGCY BULET	FFCB 1.920 04/29/19	10/29/18	28,800.00	0.00	28,800.00
3135G0G23	AGCY CALL	FNMA 1.300 04/29/19	10/29/18	13,000.00	0.00	13,000.00
89233HL93	CP - DISC	Toyota Mtr Cr 0.000 11/09/18	11/09/18	0.00	3,000,000.00	3,000,000.00
91282R44	TREAS NOTE	U.S. Treasury 0.875 05/15/19	11/15/18	13,125.00	0.00	13,125.00
91282U32	TREAS NOTE	U.S. Treasury 1.000 11/15/19	11/15/18	15,000.00	0.00	15,000.00
3137EAEH8	AGCY BULET	FHLMC 1.375 08/15/19	02/15/19	41,250.00	0.00	41,250.00
<b>Total for Road and Bridge General</b>				<b>111,175.00</b>	<b>3,000,000.00</b>	<b>3,111,175.00</b>
<b>Tobacco Funds</b>						
313380FB8	AGCY BULET	FHLB 1.375 09/13/19	09/13/18	13,750.00	0.00	13,750.00
89233HM35	CP - DISC	Toyota Mtr Cr 0.000 12/03/18	12/03/18	0.00	1,000,000.00	1,000,000.00
<b>Total for Tobacco Funds</b>				<b>13,750.00</b>	<b>1,000,000.00</b>	<b>1,013,750.00</b>

CUSIP	Security Type	Security Description	Pay Date	Interest	Principal	Total Amount
<b>Total for All Portfolios</b>						
			September 2018	332,875.00	27,500,000.00	27,832,875.00
			October 2018	330,221.87	40,140,000.00	40,470,221.87
			November 2018	496,875.00	27,000,000.00	27,496,875.00
			December 2018	447,912.50	24,600,000.00	25,047,912.50
			January 2019	325,550.00	12,000,000.00	12,325,550.00
			February 2019	128,890.62	15,000,000.00	15,128,890.62
<b>Total Projected Cash Flows for Williamson County</b>				<b>2,062,324.99</b>	<b>146,240,000.00</b>	<b>148,302,324.99</b>