

Williamson County



For the Quarter Ended

September 30, 2018

Report Name

- Certification Page
- Executive Summary
- Benchmark Comparison
- Detail of Security Holdings
- Change in Value
- Earned Income
- Investment Transactions
- Amortization and Accretion
- Projected Fixed Income Cash Flows

MARKET RECAP - SEPTEMBER 2018:

As September began, the yield on the two-year Treasury note sat at 2.63%, right in the middle of a narrow range that had prevailed since mid-July. The 10-year T-note, meanwhile, was just 23 basis points higher at 2.86%. Within a few days, a string of strong data would spark a bond sell-off that would send yields sharply higher throughout the month. The ISM manufacturing index topped the most optimistic of forecasts, climbing above 61 for the first time since 2004 to 61.3. The prices paid index logged a second straight month in the stratosphere, dipping from 73.2 to 72.1. The ISM non-manufacturing index, which covers the much larger service sector that accounts for roughly 88% of the economy, surged from an 11-month low of 55.7 to 58.5 in August. While the ISM surveys are booming, the real fireworks came with the August employment report. Although the increase in non-farm payrolls was close to expectations at +201k and the unemployment rate held steady at 3.9%, average hourly earnings doubled forecasts with a +0.4% gain that took the year-over-year increase to +2.9% and the three month annualized pace above +3.0%. Taken together, the jobs data indicates a tight labor market where difficulty finding workers is restraining job growth and leading employers to respond with higher wages, stoking wage inflation fears. The overall strength seen in the early month indicators sent bond prices tumbling and would quickly push yields on the two-year and 10-year Treasury notes north of 2.80% and 3.00% respectively.

Contrary to the wage data, the producer and consumer price indexes both moderated in August. The headline producer price index fell -0.1% for the month and the year-over-year pace dropped from +3.2% to +2.8%, while core PPI retreated from +2.7% to +2.3% y-o-y. Consumer prices also eased as headline CPI was below forecast at +0.2%, taking the y-o-y rate down a tenth to +2.7%. Core CPI was even lower, up just +0.1% on the month with the y-o-y sliding from +2.4% to +2.2%. Consumer spending was weaker than expected in August but upward revisions to July kept the annual rate above 6% for a fourth straight month. Consumer confidence measures hover at or near recovery highs with Bloomberg's Consumer Comfort Index topping 60 for the first time since 2001, and the Conference Board's Consumer Confidence Index reaching a new 18-year high. Housing seems to be the one area exhibiting signs of weakness as higher prices and higher mortgage rates crimp affordability. Existing home sales were unchanged in August and are hovering at the lowest levels since early 2016.

By the time the Fed's FOMC met on September 26th, the third 25 basis point rate hike of 2018 was a foregone conclusion and the Fed obliged. Market fears of an overtly hawkish statement and more aggressive dot plot were not realized as the committee struck a balanced tone. The dot plot still indicates a hike in December, followed by three more in 2019 and one in 2020. Bond yields, having spent the month of September moving higher, were largely unchanged following the announcement. The two-year T-note closed the month at 2.82% while the 10-year settled at 3.06%. Stocks continued their trek higher with the Dow and the S&P 500 trading to record highs during the month.

For the Quarter Ended
September 30, 2018

This report is prepared for the **Williamson County** (the "Entity") in accordance with Chapter 2256 of the Texas Public Funds Investment Act ("PFIA"). Section 2256.023(a) of the PFIA states that: "Not less than quarterly, the investment officer shall prepare and submit to the governing body of the entity a written report of the investment transactions for all funds covered by this chapter for the preceding reporting period." This report is signed by the Entity's investment officers and includes the disclosures required in the PFIA. To the extent possible, market prices have been obtained from independent pricing sources.

The investment portfolio complied with the PFIA and the Entity's approved Investment Policy and Strategy throughout the period. All investment transactions made in the portfolio during this period were made on behalf of the Entity and were made in full compliance with the PFIA and the approved Investment Policy.

Officer Names and Titles:



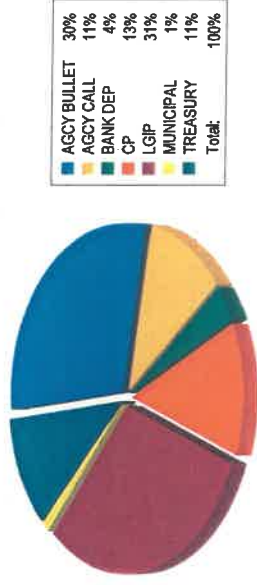
Name: D. Scott Heselmeier

Title: County Treasurer

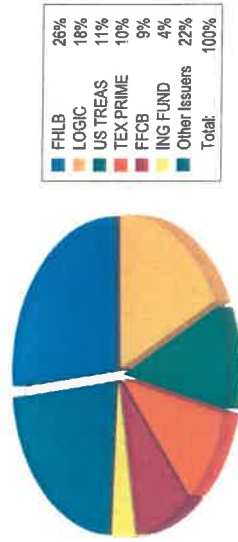
Account Summary

	Beginning Values as of 06/30/18	Ending Values as of 09/30/18
Par Value	532,379,757.62	456,900,534.67
Market Value	530,858,261.09	455,410,831.42
Book Value	531,525,651.64	456,058,025.71
Unrealized Gain/(Loss)	(667,390.55)	(647,194.29)
Market Value %	99.87%	99.86%
Weighted Avg. YTW	1.980%	2.040%
Weighted Avg. YTM	1.980%	2.040%

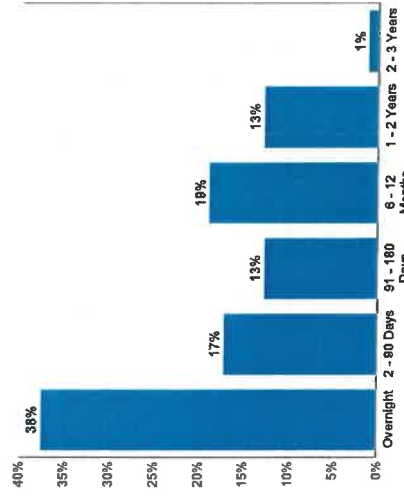
Allocation by Security Type



Allocation by Issuer



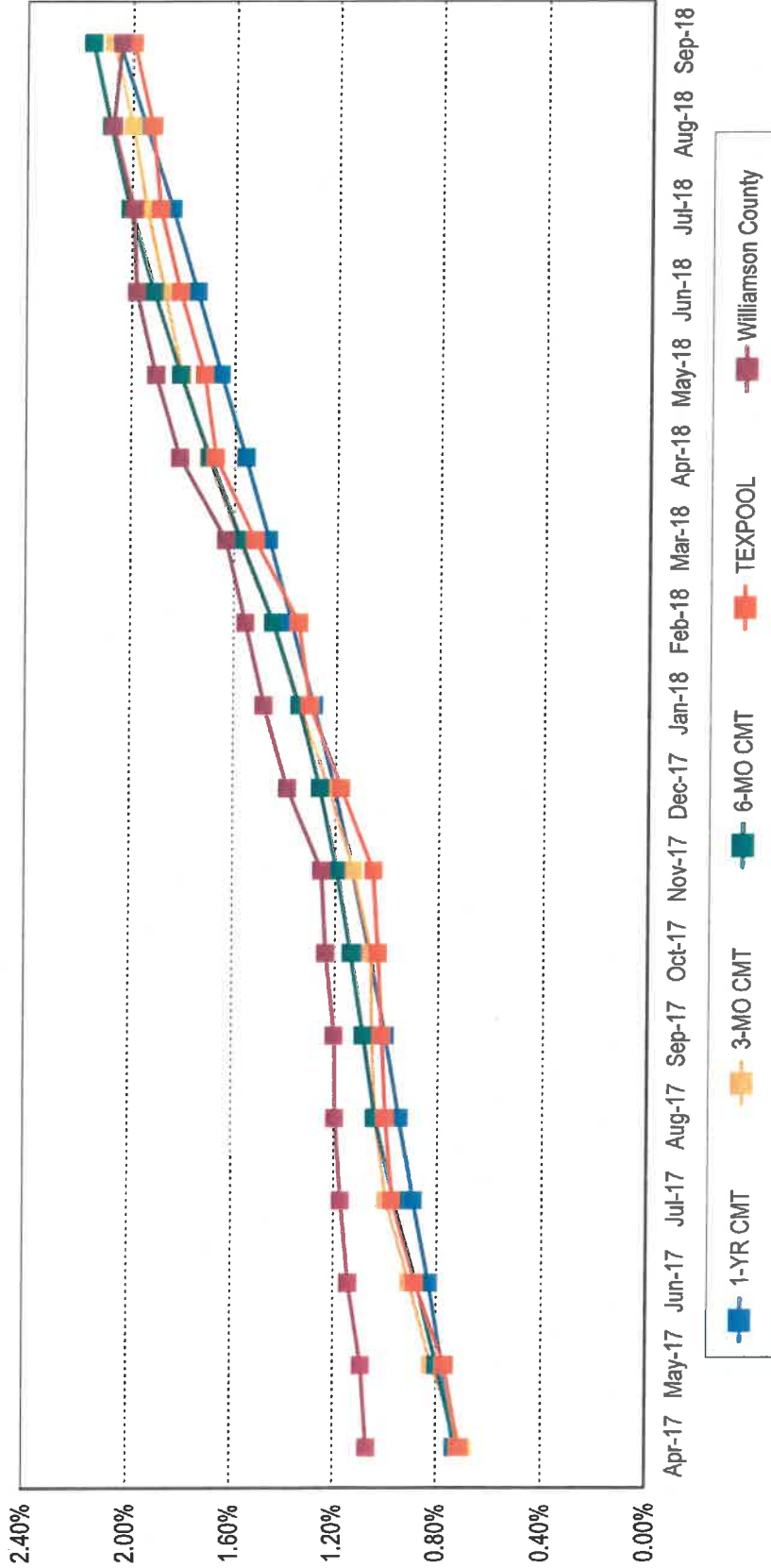
Maturity Distribution %



Weighted Average Days to Maturity: 142

Credit Quality





Note 1: CMT stands for Constant Maturity Treasury. This data is published in Federal Reserve Statistical Release H.15 and represents an average of all actively traded Treasury securities having that time remaining until maturity. This is a standard industry benchmark for Treasury securities. The CMT benchmarks are moving averages. The 3-month CMT is the daily average for the previous 3 months, the 6-month CMT is the daily average for the previous 6 months, and the 1-year and 2-year CMT's are the daily averages for the previous 12-months.

Note 2: Benchmark data for TexPool is the monthly average yield.

CUSIP	Settle Date	Sec. Type	Sec. Description	CPN	Mty Date	Next Call	Call Type	Par Value	Purch Price	Orig Cost	Book Value	Mkt Price	Market Value	Days to Mty	Days to Call	YTM	YTW
2013 Park Bond																	
LOGIC		LGIP	LOGIC					10,638,297.62	100.000	10,638,297.62	10,638,297.62	100.000	10,638,297.62	1		2.211	2.211
46640QKW0	02/05/18	CP - DISC	J.P. Morgan Sec		10/30/18			5,000,000.00	98.428	4,921,383.33	4,991,461.10	99.801	4,990,050.00	30		2.154	2.154
912828V56	02/05/18	TREAS NOTE	U.S. Treasury	1.125	01/31/19			4,000,000.00	99.203	3,968,125.00	3,989,235.32	99.605	3,984,200.00	123		1.945	1.945
912828D23	07/18/18	TREAS NOTE	U.S. Treasury	1.625	04/30/19			5,000,000.00	99.453	4,972,656.25	4,979,737.60	99.523	4,976,150.00	212		2.330	2.330
Total for 2013 Park Bond									99.441	24,500,462.20	24,598,731.64	99.799	24,588,697.62	69		2.180	2.180
2013 Road Bond																	
LOGIC		LGIP	LOGIC					22,417,416.71	100.000	22,417,416.71	22,417,416.71	100.000	22,417,416.71	1		2.211	2.211
3130ACY2	12/08/17	AGCY BULET	FHLB	1.625	12/04/18			20,000,000.00	99.910	19,982,000.00	19,996,804.00	99.897	19,979,400.00	65		1.717	1.717
912828V56	02/01/18	TREAS NOTE	U.S. Treasury	1.125	01/31/19			8,000,000.00	99.199	7,935,937.50	7,978,601.28	99.605	7,968,400.00	123		1.940	1.940
3133EHP23	12/08/17	AGCY BULET	FFCB	1.500	02/06/19			5,000,000.00	99.716	4,985,800.00	4,985,724.05	99.695	4,984,750.00	129		1.748	1.748
46640QPR6	08/30/18	CP - DISC	J.P. Morgan Sec		02/28/19			5,000,000.00	98.767	4,938,344.44	4,949,366.65	99.005	4,950,250.00	148		2.511	2.511
48306BG57	09/06/18	CP - DISC	Kaiser Foundation Hospital		03/05/19			7,000,000.00	98.775	6,914,250.00	6,926,159.73	98.815	6,917,050.00	166		2.480	2.480
3133782M2	12/08/17	AGCY BULET	FHLB	1.500	03/08/19			6,000,000.00	99.675	5,980,500.00	5,993,169.18	99.631	5,977,860.00	159		1.763	1.763
3133782M2	12/18/17	AGCY BULET	FHLB	1.500	03/08/19			2,845,000.00	99.621	2,834,217.45	2,841,136.03	99.631	2,834,501.95	159		1.814	1.814
3133782M2	12/18/17	AGCY BULET	FHLB	1.500	03/08/19			7,155,000.00	99.621	7,127,892.55	7,145,282.37	99.631	7,128,598.05	159		1.814	1.814
3130AK08	12/18/17	AGCY CALL	FHLB	1.500	06/28/19	12/28/2018	QRTLY	19,675,000.00	99.427	19,562,262.25	19,619,928.89	99.219	19,521,338.25	271	89	1.882	1.882
3130A0ZT6	04/11/18	AGCY BULET	FHLB	2.375	09/13/19			5,500,000.00	100.099	5,505,445.00	5,503,688.69	99.714	5,484,270.00	348		2.303	2.303
3130ACM92	08/21/18	AGCY BULET	FHLB	1.500	10/21/19			10,000,000.00	98.855	9,885,500.00	9,896,329.10	98.798	9,879,800.00	386		2.501	2.501
912828L Y4	08/30/18	TREAS NOTE	U.S. Treasury	3.375	11/15/19			10,000,000.00	100.984	10,098,437.50	10,091,537.30	100.730	10,073,000.00	411		2.541	2.541
3130ADXU1	04/11/18	AGCY BULET	FHLB	2.320	01/09/20			7,500,000.00	99.929	7,484,675.00	7,496,008.28	99.463	7,489,725.00	466		2.363	2.363
3130ADG32	08/21/18	AGCY CALL	FHLB	2.090	01/23/20	1/23/2019	QRTLY	10,000,000.00	99.287	9,928,700.00	9,934,214.90	99.136	9,913,600.00	480	115	2.603	2.603
Total for 2013 Road Bond									99.660	145,591,368.40	145,785,367.16	99.590	145,489,959.96	211		2.126	2.126



CUSIP	Settle Date	Sec. Type	Sec. Description	CPN	Mty Date	Next Call	Call Type	Par Value	Purch Price	Orig Cost	Book Value	Mkt Price	Market Value	Days to Mty	Days to Call	YTM	YTW
2015 CO Bonds																	
Conservation Fund																	
LOGIC		LGIP	LOGIC					8,938,983.33	100.000	8,938,983.33	8,938,983.33	100.000	8,938,983.33	1		2.211	2.211
4497W1L20	02/05/18	CP - DISC	ING Funding		11/02/18			7,000,000.00	98.425	6,889,750.00	6,986,933.31	98.782	6,984,740.00	33		2.134	2.134
912828F53	02/05/18	TREAS NOTE	U.S. Treasury	0.750	02/15/19			5,000,000.00	98.766	4,938,281.25	4,977,517.20	98.410	4,970,500.00	138		1.970	1.970
Total for 2015 CO Bonds									99.180	20,767,014.58	20,903,433.84	99.787	20,894,223.33	44		2.128	2.128
County Benefits Program																	
TEXPRIME		LGIP	TexPool Prime					1,086,272.07	100.000	1,086,272.07	1,086,272.07	100.000	1,086,272.07	1		2.209	2.209
46640QKW0	02/06/18	CP - DISC	J.P. Morgan Sec		10/30/18			1,000,000.00	98.434	984,335.56	998,292.22	98.801	998,010.00	30		2.154	2.154
3130A8Y72	08/09/18	AGCY BULET	FHLB	0.875	08/05/19			1,500,000.00	98.429	1,476,435.00	1,479,855.89	98.564	1,478,460.00	309		2.493	2.493
Total for Conservation Fund									98.909	3,547,042.63	3,564,420.18	99.348	3,562,742.07	137		2.311	2.311
City Clerk Record Mgmt & Preservation																	
TEXPRIME		LGIP	TexPool Prime					2,082,238.93	100.000	2,082,238.93	2,082,238.93	100.000	2,082,238.93	1		2.209	2.209
Total for County Benefits Program									100.000	2,082,238.93	2,082,238.93	100.000	2,082,238.93	1		2.209	2.209
City Clerk Record Mgmt & Preservation																	
TEXPOOL		LGIP	TexPool					1,428,647.47	100.000	1,428,647.47	1,428,647.47	100.000	1,428,647.47	1		1.995	1.995
912828SH4	03/01/18	TREAS NOTE	U.S. Treasury	1.375	02/28/19			500,000.00	99.293	496,464.84	498,523.60	99.598	497,990.00	151		2.095	2.095
Total for City Clerk Record Mgmt & Preservation									99.817	1,925,112.31	1,927,171.07	99.896	1,926,637.47	40		2.021	2.021
City Clerk Records Archive																	
TEXPOOL		LGIP	TexPool					1,458,691.20	100.000	1,458,691.20	1,458,691.20	100.000	1,458,691.20	1		1.995	1.995
912828SH4	03/01/18	TREAS NOTE	U.S. Treasury	1.375	02/28/19			500,000.00	99.293	496,464.84	498,523.60	99.598	497,990.00	151		2.095	2.095
Total for City Clerk Records Archive									99.820	1,955,156.04	1,957,214.80	99.898	1,956,681.20	39		2.021	2.021

CUSIP	Settle Date	Sec. Type	Sec. Description	CPN	Mty Date	Next Call	Call Type	Par Value	Purch Price	Orig Cost	Book Value	Mkt Price	Market Value	Days to Mty	Days to Call	YTM	YTW			
Debt Service Fund																				
TEXPRIME		LGIP	TexPool Prime					6,755,083.64	100.000	6,755,083.64	6,755,083.64	100.000	6,755,083.64	1		2.209	2.209			
Total for Debt Service Fund													6,755,083.64	100.000	6,755,083.64	1	2.209	2.209		
Future Environmental Liability																				
TEXPRIME		LGIP	TexPool Prime					341,313.50	100.000	341,313.50	341,313.50	100.000	341,313.50	1		2.209	2.209			
912828WD8	12/01/17	TREAS NOTE	U.S. Treasury	1.250	10/31/18			1,525,000.00	99.648	1,519,638.67	1,524,520.88	99.934	1,523,993.50	31		1.639	1.639			
Total for Future Environmental Liability													1,866,313.50	99.713	1,860,952.17	99.946	1,865,307.00	26	1.743	1.743
General Fund - Core Investments																				
23542JBD6	07/07/16	MUNICIPAL	Dallas Whtwks & Swr	0.985	10/01/18			5,000,000.00	100.000	5,000,000.00	5,000,000.00	100.000	5,000,000.00	1		0.985	0.985			
89233HK52	06/08/18	CP - DISC	Toyota Mtr Cr		10/05/18			7,000,000.00	99.233	6,946,317.78	6,998,195.54	99.958	6,997,060.00	5		2.338	2.338			
3133EFLY1	10/29/15	AGCY BULET	FFCB	0.930	10/29/18			5,000,000.00	99.874	4,993,680.00	4,999,934.15	99.894	4,994,700.00	29		0.973	0.973			
3136G1KL2	05/25/17	AGCY CALL	FNMA	1.150	10/30/18	Expired	QRTLY	7,000,000.00	99.750	6,982,500.00	6,999,009.43	99.915	6,994,050.00	30		1.327	1.327			
74285IDG4	02/17/17	AGCY BULET	PEFCO	4.375	03/15/19			2,000,000.00	106.019	2,120,380.00	2,026,694.26	100.801	2,016,020.00	166		1.424	1.424			
46640QJN4	06/29/18	CP - DISC	J.P. Morgan Sec		03/22/19			5,000,000.00	98.094	4,904,683.33	4,938,366.65	98.171	4,908,550.00	173		2.630	2.630			
3133EGZK4	10/31/16	AGCY CALL	FFCB	1.070	04/24/19	Anytime	CONT	7,000,000.00	99.841	6,988,870.00	6,997,444.02	99.213	6,944,910.00	206	5	1.135	1.135			
313378EE5	02/15/18	AGCY BULET	FHLB	1.625	06/14/19			5,000,000.00	99.353	4,967,650.00	4,982,841.10	99.372	4,968,600.00	257		2.120	2.120			
3130A8Y72	05/16/18	AGCY BULET	FHLB	0.875	08/05/19			5,675,000.00	98.092	5,566,721.00	5,599,758.18	98.564	5,593,507.00	309		2.472	2.472			
912828U32	07/16/18	TREAS NOTE	U.S. Treasury	1.000	11/15/19			2,000,000.00	98.023	1,960,468.75	1,966,609.94	98.148	1,962,960.00	411		2.518	2.518			
3133EJRD3	06/12/18	AGCY BULET	FFCB	2.390	12/05/19			5,500,000.00	99.840	5,491,200.00	5,492,983.82	99.672	5,481,960.00	431		2.501	2.501			
880591EV0	05/11/18	AGCY BULET	TVA	2.250	03/15/20			5,000,000.00	99.411	4,970,550.00	4,976,724.60	99.259	4,962,950.00	532		2.578	2.578			
313560T86	11/09/17	AGCY CALL	FNMA	1.950	11/09/20	11/9/2018	QRTLY	5,000,000.00	99.930	4,996,500.00	4,997,522.50	98.017	4,900,850.00	771	40	1.974	1.974			
Total for General Fund - Core Investments													66,175,000.00	99.575	65,889,520.86	99.325	65,726,417.00	238	1.895	1.895

CUSIP	Settle Date	Sec. Type	Sec. Description	CPN	Mty Date	Next Call	Call Type	Par Value	Purch Price	Orig Cost	Book Value	Mkt Price	Market Value	Days to Mty	Days to Call	YTM	YTW
General Fund - Liquid Investments																	
LOGIC		LGIP	LOGIC					37,470,751.37	100.000	37,470,751.37	37,470,751.37	100.000	37,470,751.37	1		2.211	2.211
TEXPOOL		LGIP	TexPool					2,498.89	100.000	2,498.89	2,498.89	100.000	2,498.89	1		1.995	1.995
TEXPRIME		LGIP	TexPool Prime					1,182,100.35	100.000	1,182,100.35	1,182,100.35	100.000	1,182,100.35	1		2.209	2.209
WF-CASH		BANK DEP	Wells Fargo					16,769,132.36	100.000	16,769,132.36	16,769,132.36	100.000	16,769,132.36	1		0.000	0.000
46306BL86	05/03/18	CP - DISC	Kaiser Foundation Hospital		11/09/18			7,000,000.00	98.740	6,911,800.00	6,982,266.69	99.724	6,990,660.00	39		2.431	2.431
912828ZG4	09/21/18	TREAS NOTE	U.S. Treasury	0.875	09/15/19			7,000,000.00	98.332	6,883,242.19	6,886,500.88	98.348	6,884,360.00	350		2.604	2.604
Total for General Fund - Liquid Investments									99.707	69,219,525.16	69,293,250.54	99.808	69,289,522.97	40		1.737	1.737
LPPF																	
TEXPRIME		LGIP	TexPool Prime					16,554,805.38	100.000	16,554,805.38	16,554,805.38	100.000	16,554,805.38	1		2.209	2.209
Total for LPPF									100.000	16,554,805.38	16,554,805.38	100.000	16,554,805.38	1		2.209	2.209
Northwoods Rd Debt Service Fund																	
LOGIC		LGIP	LOGIC					23,235.94	100.000	23,235.94	23,235.94	100.000	23,235.94	1		2.211	2.211
Total for Northwoods Rd Debt Service Fund									100.000	23,235.94	23,235.94	100.000	23,235.94	1		2.211	2.211
Northwoods Rd Operating Fund																	
LOGIC		LGIP	LOGIC					34,350.74	100.000	34,350.74	34,350.74	100.000	34,350.74	1		2.211	2.211
Total for Northwoods Rd Operating Fund									100.000	34,350.74	34,350.74	100.000	34,350.74	1		2.211	2.211
Pass Toll Series 2009																	
TEXPRIME		LGIP	TexPool Prime					402,004.57	100.000	402,004.57	402,004.57	100.000	402,004.57	1		2.209	2.209
Total for Pass Toll Series 2009									100.000	402,004.57	402,004.57	100.000	402,004.57	1		2.209	2.209

CUSIP	Settle Date	Sec. Type	Sec. Description	CPN	Mty Date	Next Call	Call Type	Par Value	Purch Price	Orig Cost	Book Value	Mkt Price	Market Value	Days to Mty	Days to Call	YTM	YTW
Passthrough Toll Reimb																	
LOGIC		LGIP	LOGIC					1,267,528.29	100.000	1,267,528.29	1,267,528.29	100.000	1,267,528.29	1		2.211	2.211
3130A9AE1	09/08/17	AGCY BULET	FHLB	0.875	10/01/18			8,615,000.00	99.571	8,578,041.65	8,615,000.00	100.000	8,615,000.00	1		1.282	1.282
4497W1LM6	03/01/18	CP - DISC	ING Funding		11/21/18			10,000,000.00	98.307	9,830,694.44	9,967,416.70	99.669	9,965,900.00	52		2.340	2.340
313376BR5	09/22/17	AGCY BULET	FHLB	1.750	12/14/18			3,600,000.00	100.451	3,616,254.00	3,602,702.34	99.903	3,596,508.00	75		1.377	1.377
3133EJBJ1	04/11/18	AGCY BULET	FFCB	2.000	05/08/19			8,000,000.00	99.799	7,983,920.00	7,990,938.40	99.715	7,977,200.00	220		2.190	2.190
3133X72S2	04/18/18	AGCY BULET	FHLB	5.375	05/15/19			6,000,000.00	103.316	6,186,960.00	6,115,711.08	101.773	6,106,380.00	227		2.234	2.234
3133EJLU1	05/02/18	AGCY BULET	FFCB	2.420	01/24/20			5,500,000.00	99.820	5,490,100.00	5,492,370.90	99.605	5,478,275.00	481		2.528	2.528
Total for Passthrough Toll Reimb									99.971	42,982,528.29	43,051,667.71	100.062	43,006,791.29	153		2.025	2.025
Pearson Place Debt Service Fund																	
LOGIC		LGIP	LOGIC					1,018,972.41	100.000	1,018,972.41	1,018,972.41	100.000	1,018,972.41	1		2.211	2.211
Total for Pearson Place Debt Service Fund									100.000	1,018,972.41	1,018,972.41	100.000	1,018,972.41	1		2.211	2.211
Pooled Funds																	
TEXPOOL		LGIP	TexPool					9,877,151.68	100.000	9,877,151.68	9,877,151.68	100.000	9,877,151.68	1		1.995	1.995
TEXPRIME		LGIP	TexPool Prime					9,613,150.72	100.000	9,613,150.72	9,613,150.72	100.000	9,613,150.72	1		2.209	2.209
Total for Pooled Funds									100.000	19,490,302.40	19,490,302.40	100.000	19,490,302.40	1		2.101	2.101



CUSIP	Settle Date	Sec. Type	Sec. Description	CPN	Mty Date	Next Call	Call Type	Par Value	Purch Price	Orig Cost	Book Value	Mkt Price	Market Value	Days to Mty	Days to Call	YTM	YTW
Road and Bridge General																	
TEXPOOL		LGIP	TexPool					25,149.09	100.000	25,149.09	25,149.09	100.000	25,149.09	1		1.995	1.995
TEXPRIME		LGIP	TexPool Prime					2,132,151.98	100.000	2,132,151.98	2,132,151.98	100.000	2,132,151.98	1		2.209	2.209
89233HL93	02/12/18	CP - DISC	Toyota Mtr Cr		11/09/18			3,000,000.00	98.455	2,963,650.00	2,993,304.99	99.743	2,992,290.00	40		2.092	2.092
3135LJAU3	02/08/18	AGCY BULET	FFCB	1.920	04/29/19			3,000,000.00	99.889	2,996,658.00	2,998,400.61	99.685	2,990,550.00	211		2.013	2.013
3135G0G23	02/08/18	AGCY CALL	FNMA	1.300	04/29/19	10/29/2018	QRTLY	2,000,000.00	99.134	1,982,680.00	1,991,790.14	99.351	1,987,020.00	211	29	2.019	2.019
91282R44	05/24/18	TREAS NOTE	U.S. Treasury	0.875	05/15/19			3,000,000.00	98.574	2,967,226.56	2,972,626.02	99.016	2,970,480.00	227		2.362	2.362
3137EAEH8	07/16/18	AGCY BULET	FHLMC	1.375	08/15/19			6,000,000.00	98.849	5,930,940.00	5,944,177.86	98.961	5,937,660.00	319		2.460	2.460
91282U32	07/16/18	TREAS NOTE	U.S. Treasury	1.000	11/15/19			3,000,000.00	98.023	2,940,703.13	2,949,914.91	98.148	2,944,440.00	411		2.518	2.518
Total for Road and Bridge General									98.928	21,919,158.76	22,007,515.60	99.202	21,979,741.07	225		2.279	2.279
Tobacco Funds																	
TEXPRIME		LGIP	TexPool Prime					840,879.07	100.000	840,879.07	840,879.07	100.000	840,879.07	1		2.209	2.209
89233HM35	06/07/18	CP - DISC	Toyota Mtr Cr		12/03/18			1,000,000.00	98.822	988,215.83	995,852.50	99.607	996,070.00	64		2.398	2.398
313380FB8	06/08/18	AGCY BULET	FHLB	1.375	09/13/19			2,000,000.00	98.672	1,973,440.00	1,979,981.66	98.837	1,976,740.00	348		2.448	2.448
Total for Tobacco Funds									99.004	3,802,534.90	3,816,713.23	99.294	3,813,669.07	197		2.382	2.382
Unlimited Tax Road Bonds - Series 2007																	
TEXPRIME		LGIP	TexPool Prime					4,949,727.36	100.000	4,949,727.36	4,949,727.36	100.000	4,949,727.36	1		2.209	2.209
Total for Unlimited Tax Road Bonds - Series 2007									100.000	4,949,727.36	4,949,727.36	100.000	4,949,727.36	1		2.209	2.209
Total for Williamson County																	
Total for Williamson County									99.643	455,254,067.76	456,058,025.71	99.677	455,410,831.42	142		2.040	2.040

CUSIP	Security Type	Security Description	06/30/18 Book Value	Cost of Purchases	Maturities / Calls / Sales	Amortization / Accretion	Realized Gain/(Loss)	09/30/18 Book Value	06/30/18 Market Value	09/30/18 Market Value	Change in Mkt Value
2007 Park Limited -06											
TEXPRIME	LGIP	TexPool Prime	0.00	0.00	0.00	0.00	0.00	0.00	0.00	0.00	0.00
Total for 2007 Park Limited -06			0.00	0.00	0.00	0.00	0.00	0.00	0.00	0.00	0.00
2008 TAN-COMPASS											
TEXPOOL	LGIP	TexPool	0.00	0.00	0.00	0.00	0.00	0.00	0.00	0.00	0.00
TEXPRIME	LGIP	TexPool Prime	0.00	0.00	0.00	0.00	0.00	0.00	0.00	0.00	0.00
Total for 2008 TAN-COMPASS			0.00	0.00	0.00	0.00	0.00	0.00	0.00	0.00	0.00
2013 Park Bond											
LOGIC	LGIP	LOGIC	16,361,809.09	0.00	(5,723,511.47)	0.00	0.00	10,638,297.62	16,361,809.09	10,638,297.62	(5,723,511.47)
46640CKW0	CP - DISC	J.P.Morgan Sec 0.000 10/30/18	4,964,372.20	0.00	0.00	27,088.90	0.00	4,991,461.10	4,959,565.00	4,990,050.00	30,485.00
912828V56	TREAS NOTE	U.S. Treasury 1.125 01/31/19	3,981,098.88	0.00	0.00	8,136.44	0.00	3,989,235.32	3,975,156.00	3,984,200.00	9,044.00
912828D23	TREAS NOTE	U.S. Treasury 1.625 04/30/19	0.00	4,972,656.25	0.00	7,081.35	0.00	4,979,737.60	0.00	4,976,150.00	4,976,150.00
Total for 2013 Park Bond			25,307,280.17	4,972,656.25	(5,723,511.47)	42,306.69	0.00	24,598,731.64	25,296,530.09	24,588,697.62	(707,832.47)



CUSIP	Security Type	Security Description	06/30/18 Book Value	Cost of Purchases	Maturities / Calls / Sales	Amortization / Accretion	Realized Gain/(Loss)	09/30/18 Book Value	06/30/18 Market Value	09/30/18 Market Value	Change in Mkt Value
2013 Road Bond											
LOGIC	LGIP	LOGIC	61,219,894.76	0.00	(38,802,478.05)	0.00	0.00	22,417,416.71	61,219,894.76	22,417,416.71	(38,802,478.05)
46640QGL9	CP - DISC	J.P.Morgan Sec 0.000 07/20/18	1,996,226.66	0.00	(2,000,000.00)	1,773.34	0.00	0.00	1,997,674.00	0.00	(1,997,674.00)
912828QY9	TREAS NOTE	U.S. Treasury 2.250 07/31/18	5,003,901.95	0.00	(5,000,000.00)	(3,901.95)	0.00	0.00	5,001,690.00	0.00	(5,001,690.00)
46640QHXY2	CP - DISC	J.P.Morgan Sec 0.000 08/31/18	4,685,266.82	0.00	(4,700,000.00)	14,733.18	0.00	0.00	4,638,806.00	0.00	(4,638,806.00)
3130ACYC2	AGCY BULET	FHLB 1.525 12/04/18	19,992,238.20	0.00	0.00	4,565.80	0.00	19,996,804.00	19,956,760.00	19,979,400.00	22,640.00
912828V56	TREAS NOTE	U.S. Treasury 1.125 01/31/19	7,962,428.32	0.00	0.00	16,172.96	0.00	7,978,601.28	7,950,312.00	7,968,400.00	18,088.00
3133EHP23	AGCY BULET	FFCB 1.500 02/06/19	4,992,655.80	0.00	0.00	3,068.25	0.00	4,995,724.05	4,978,575.00	4,984,760.00	6,175.00
46640QPR6	CP - DISC	J.P.Morgan Sec 0.000 02/25/19	0.00	4,938,344.44	0.00	11,022.21	0.00	4,943,366.65	0.00	4,950,250.00	4,950,250.00
48306BQ57	CP - DISC	Kaiser Foundation Hospital 0.000 03/05/19	0.00	6,914,250.00	0.00	11,909.73	0.00	6,925,159.73	0.00	6,917,050.00	6,917,050.00
3133782M2	AGCY BULET	FHLB 1.500 03/08/19	15,967,963.70	0.00	0.00	11,623.88	0.00	15,979,587.58	15,918,860.00	15,940,960.00	22,080.00
3130ABKQ8	AGCY CALL	FHLB 1.500 06/28/19	19,601,482.59	0.00	0.00	18,446.30	0.00	19,619,928.89	19,503,650.43	19,521,338.25	17,687.82
3130A02T6	AGCY BULET	FHLB 2.375 09/13/19	5,504,622.20	0.00	0.00	(933.51)	0.00	5,503,688.69	5,497,019.00	5,484,270.00	(12,749.00)
3130ACM82	AGCY BULET	FHLB 1.500 10/21/19	0.00	9,885,500.00	0.00	10,829.10	0.00	9,896,329.10	0.00	9,879,800.00	9,879,800.00
912828LY4	TREAS NOTE	U.S. Treasury 3.375 11/15/19	0.00	10,098,437.50	0.00	(6,900.20)	0.00	10,091,537.30	0.00	10,073,000.00	10,073,000.00
3130ADXU1	AGCY BULET	FHLB 2.320 01/09/20	7,495,246.28	0.00	0.00	762.00	0.00	7,496,008.28	7,474,095.00	7,459,725.00	(14,370.00)
3130ADG22	AGCY CALL	FHLB 2.090 01/23/20	0.00	9,928,700.00	0.00	5,514.90	0.00	9,934,214.90	0.00	9,913,600.00	9,913,600.00
Total for 2013 Road Bond			154,423,927.28	41,765,231.94	(50,502,478.05)	96,685.99	0.00	145,785,367.16	154,137,356.19	145,489,959.96	(8,647,396.23)
2015 CO Bonds											
LOGIC	LGIP	LOGIC	4,111,265.81	8,522,091.37	(3,694,373.85)	0.00	0.00	8,938,983.33	4,111,265.81	8,938,983.33	4,827,717.52
89233HJU9	CP - DISC	Toyota Mtr Cr 0.000 09/28/18	7,963,805.64	0.00	(8,000,000.00)	36,193.36	0.00	0.00	7,955,232.00	0.00	(7,955,232.00)
4497W1L20	CP - DISC	ING Funding 0.000 11/02/18	6,949,965.69	0.00	0.00	37,966.62	0.00	6,986,933.31	6,940,661.00	6,984,740.00	44,079.00
912828P53	TREAS NOTE	U.S. Treasury 0.750 02/15/19	4,962,370.05	0.00	0.00	15,147.15	0.00	4,977,517.20	4,954,690.00	4,970,500.00	15,810.00
Total for 2015 CO Bonds			23,986,809.19	8,522,091.37	(11,694,373.85)	88,907.13	0.00	20,903,433.84	23,961,848.81	20,894,223.33	(3,067,625.48)
Combination Tax & Rev Series 2006 CO											
TEXPRIME	LGIP	TexPool Prime	0.00	0.00	0.00	0.00	0.00	0.00	0.00	0.00	0.00
Total for Combination Tax & Rev Series 2006 CO			0.00	0.00	0.00	0.00	0.00	0.00	0.00	0.00	0.00

CUSIP	Security Type	Security Description	06/30/18 Book Value	Cost of Purchases	Maturities / Calls / Sales	Amortization / Accretion	Realized Gain/(Loss)	09/30/18 Book Value	06/30/18 Market Value	09/30/18 Market Value	Change in Mkt Value
Conservation Fund											
TEXPOOL	LGIP	TexPool	0.00	0.00	0.00	0.00	0.00	0.00	0.00	0.00	0.00
TEXPRIME	LGIP	TexPool Prime	1,132,019.33	2,080.74	(47,828.00)	0.00	0.00	1,086,272.07	1,132,019.33	1,086,272.07	(45,747.26)
3130A8PK3	AGCY BULET	FHLB 0.625 08/07/18	1,499,322.62	0.00	(1,500,000.00)	677.38	0.00	0.00	1,498,012.50	0.00	(1,498,012.50)
46640CKW0	CP - DISC	J.P.Morgan Sec 0.000 10/30/18	992,874.44	0.00	0.00	5,417.78	0.00	998,292.22	991,913.00	998,010.00	6,097.00
3130A8Y72	AGCY BULET	FHLB 0.875 08/05/19	0.00	1,476,435.00	0.00	3,420.89	0.00	1,479,855.89	0.00	1,478,460.00	1,478,460.00
Total for Conservation Fund			3,624,216.39	1,478,515.74	(1,547,828.00)	9,516.05	0.00	3,564,420.18	3,621,944.83	3,562,742.07	(59,202.76)
County Benefits Program											
TEXPOOL	LGIP	TexPool	0.00	0.00	0.00	0.00	0.00	0.00	0.00	0.00	0.00
TEXPRIME	LGIP	TexPool Prime	3,268,756.63	3,772.95	(1,190,290.65)	0.00	0.00	2,082,238.93	3,268,756.63	2,082,238.93	(1,186,517.70)
Total for County Benefits Program			3,268,756.63	3,772.95	(1,190,290.65)	0.00	0.00	2,082,238.93	3,268,756.63	2,082,238.93	(1,186,517.70)
Cty Clerk Record Mgmt & Preservation											
TEXPOOL	LGIP	TexPool	1,418,277.54	10,369.93	0.00	0.00	0.00	1,428,647.47	1,418,277.54	1,428,647.47	10,369.93
912828SH4	TREAS NOTE	U.S. Treasury 1.375 02/28/19	497,633.93	0.00	0.00	889.67	0.00	498,523.60	497,129.00	497,990.00	861.00
Total for Cty Clerk Record Mgmt & Preservation			1,915,911.47	10,369.93	0.00	889.67	0.00	1,927,171.07	1,915,406.54	1,926,637.47	11,230.93
Cty Clerk Records Archive											
TEXPOOL	LGIP	TexPool	1,448,175.23	10,515.97	0.00	0.00	0.00	1,458,691.20	1,448,175.23	1,458,691.20	10,515.97
912828SH4	TREAS NOTE	U.S. Treasury 1.375 02/28/19	497,633.93	0.00	0.00	889.67	0.00	498,523.60	497,129.00	497,990.00	861.00
Total for Cty Clerk Records Archive			1,945,809.16	10,515.97	0.00	889.67	0.00	1,957,214.80	1,945,304.23	1,956,681.20	11,376.97
Debt Service Fund											
TEXPOOL	LGIP	TexPool	0.00	0.00	0.00	0.00	0.00	0.00	0.00	0.00	0.00
TEXPRIME	LGIP	TexPool Prime	37,957,126.71	1,337,905.77	(32,539,948.84)	0.00	0.00	6,755,083.64	37,957,126.71	6,755,083.64	(31,202,043.07)
Total for Debt Service Fund			37,957,126.71	1,337,905.77	(32,539,948.84)	0.00	0.00	6,755,083.64	37,957,126.71	6,755,083.64	(31,202,043.07)

CUSIP	Security Type	Security Description	06/30/18 Book Value	Cost of Purchases	Maturities / Calls / Sales	Amortization / Accretion	Realized Gain/(Loss)	09/30/18 Book Value	06/30/18 Market Value	09/30/18 Market Value	Change in Mkt Value
TEXPRIME	LGIP	TexPool Prime	339,441.31	1,872.19	0.00	0.00	0.00	341,313.50	339,441.31	341,313.50	1,872.19
912828WD8	TREAS NOTE	U.S. Treasury 1.250 10/31/18	1,523,051.57	0.00	0.00	1,469.31	0.00	1,524,520.88	1,521,128.03	1,523,993.50	2,865.47
Total for Future Environmental Liability			1,862,492.88	1,872.19	0.00	1,469.31	0.00	1,865,834.38	1,860,569.34	1,865,307.00	4,737.66
General Fund - Core Investments											
742651D58	AGCY BULET	PEFCO 1.875 07/15/18	1,800,381.69	0.00	(1,800,000.00)	(381.69)	0.00	0.00	1,799,978.40	0.00	(1,799,978.40)
3134G9NM5	AGCY CALL	FHLMC 1.150 09/28/18	5,500,000.00	0.00	(5,500,000.00)	0.00	0.00	0.00	5,488,433.50	0.00	(5,488,433.50)
23542JBD6	MUNICIPAL	Dallas Wirrks & Swr 0.995 10/01/18	5,000,000.00	0.00	0.00	0.00	0.00	5,000,000.00	4,985,150.00	5,000,000.00	14,850.00
89233HK52	CP - DISC	Toyota Mir Cr 0.000 10/05/18	6,856,693.31	0.00	0.00	41,502.23	0.00	6,998,195.54	6,997,335.00	6,997,060.00	39,725.00
3133EFL Y1	AGCY BULET	FFCB 0.930 10/29/18	4,999,301.10	0.00	0.00	533.05	0.00	4,999,834.15	4,981,650.00	4,994,700.00	13,050.00
3136G1KL2	AGCY CALL	FNMA 1.150 10/30/18	6,995,935.10	0.00	0.00	3,074.33	0.00	6,999,009.43	6,978,461.00	6,994,050.00	15,589.00
742651DG4	AGCY BULET	PEFCO 4.375 03/15/19	2,041,258.38	0.00	0.00	(14,564.12)	0.00	2,026,694.26	2,028,536.00	2,016,020.00	(12,516.00)
46640QQN4	CP - DISC	J.P. Morgan Sec 0.000 03/22/19	4,905,400.00	0.00	0.00	32,966.65	0.00	4,938,366.65	4,903,835.00	4,908,550.00	4,715.00
3133EGZK4	AGCY CALL	FFCB 1.070 04/24/19	6,996,316.46	0.00	0.00	1,127.56	0.00	6,997,444.02	6,921,446.00	6,944,910.00	23,464.00
313379EE5	AGCY BULET	FHLB 1.625 06/14/19	4,976,782.80	0.00	0.00	6,058.30	0.00	4,982,841.10	4,963,710.00	4,968,600.00	4,890.00
3130A9Y72	AGCY BULET	FHLB 0.875 08/05/19	5,577,701.90	0.00	0.00	22,056.28	0.00	5,599,758.18	5,579,563.53	5,593,507.00	13,943.47
912828U32	TREAS NOTE	U.S. Treasury 1.000 11/15/19	0.00	1,960,468.75	0.00	6,141.19	0.00	1,966,609.94	0.00	1,962,960.00	1,962,960.00
3133EJRD3	AGCY BULET	FFCB 2.390 12/05/19	5,491,510.97	0.00	0.00	1,472.85	0.00	5,492,983.82	5,491,073.50	5,481,960.00	(9,113.50)
880591EY0	AGCY BULET	TVA 2.250 03/15/20	4,972,756.95	0.00	0.00	3,967.65	0.00	4,976,724.60	4,970,255.00	4,962,950.00	(7,305.00)
3135G0T86	AGCY CALL	FNMA 1.950 11/09/20	4,997,235.15	0.00	0.00	287.35	0.00	4,997,522.50	4,913,710.00	4,900,850.00	(12,860.00)
Total for General Fund - Core Investments			71,211,273.81	1,960,468.75	(7,300,000.00)	104,241.63	0.00	65,975,984.19	70,963,136.93	65,726,117.00	(5,237,019.93)



CUSIP	Security Type	Security Description	06/30/18 Book Value	Cost of Purchases	Maturities / Calls / Sales	Amortization / Accretion	Realized Gain/(Loss)	09/30/18 Book Value	06/30/18 Market Value	09/30/18 Market Value	Change in Mkt Value
General Fund - Liquid Investments											
BBVA-WC	BANK DEP	BBVA Compress MM	0.00	0.00	0.00	0.00	0.00	0.00	0.00	0.00	0.00
LOGIC	LGIP	LOGIC	41,224,622.70	12,189,546.71	(15,943,418.04)	0.00	0.00	37,470,751.37	41,224,622.70	37,470,751.37	(3,753,871.33)
TEXPOOL	LGIP	TexPool	583.33	1,915.56	0.00	0.00	0.00	2,498.89	583.33	2,498.89	1,915.56
TEXPRIME	LGIP	TexPool Prime	650,574.68	890,230.22	(358,704.55)	0.00	0.00	1,182,100.35	650,574.68	1,182,100.35	531,525.67
USB-WC	BANK DEP	Union St Bk	0.00	0.00	0.00	0.00	0.00	0.00	0.00	0.00	0.00
WF-CASH	BANK DEP	Wells Fargo	852,475.24	27,238,174.31	(11,321,517.19)	0.00	0.00	16,789,132.36	852,475.24	16,789,132.36	15,916,657.12
4487W1G2	CP - DISC	ING Funding 0.000 07/13/18	6,995,706.69	0.00	(7,000,000.00)	4,293.31	0.00	0.00	6,994,617.00	0.00	(6,994,617.00)
4487W1G4	CP - DISC	ING Funding 0.000 07/20/18	6,993,313.04	0.00	(7,000,000.00)	6,886.96	0.00	0.00	6,991,817.00	0.00	(6,991,817.00)
4487W1HA7	CP - DISC	ING Funding 0.000 08/10/18	6,984,366.69	0.00	(7,000,000.00)	15,633.31	0.00	0.00	6,983,046.00	0.00	(6,983,046.00)
36960MHD8	CP - DISC	GE Co 0.000 08/13/18	4,985,985.30	0.00	(5,000,000.00)	14,034.70	0.00	0.00	4,987,315.00	0.00	(4,987,315.00)
912828K82	TREAS NOTE	U.S. Treasury 1.000 08/15/18	6,994,757.00	0.00	(7,000,000.00)	5,243.00	0.00	0.00	6,992,552.00	0.00	(6,992,552.00)
3616K4JA0	CP - DISC	GE Capital Treasury 0.000 09/10/18	6,974,873.92	0.00	(7,000,000.00)	25,126.08	0.00	0.00	6,969,711.00	0.00	(6,969,711.00)
46640QJM4	CP - DISC	J.P.Morgan Sec 0.000 09/21/18	6,966,908.31	0.00	(7,000,000.00)	31,091.69	0.00	0.00	6,962,725.00	0.00	(6,962,725.00)
3133EFLY1	AGCY BULET	FFCB 0.930 10/29/18	0.00	0.00	0.00	0.00	0.00	0.00	0.00	0.00	0.00
3136G1KL2	AGCY CALL	FNMA 1.150 10/30/18	0.00	0.00	0.00	0.00	0.00	0.00	0.00	0.00	0.00
48308BL86	CP - DISC	Kaiser Foundation Hospital 0.000 11/08/18	6,939,333.31	0.00	0.00	42,933.38	0.00	6,982,266.69	6,933,577.00	6,980,680.00	47,103.00
3133EGZK4	AGCY CALL	FFCB 1.070 04/24/19	0.00	0.00	0.00	0.00	0.00	0.00	0.00	0.00	0.00
912828G4	TREAS NOTE	U.S. Treasury 0.875 09/15/19	0.00	6,883,242.19	0.00	3,258.69	0.00	6,886,500.88	0.00	6,884,360.00	6,884,360.00
Total for General Fund - Liquid Investments			96,565,480.21	47,203,108.99	(74,623,639.78)	148,301.12	0.00	69,293,250.54	96,543,615.95	69,289,522.97	(27,254,092.98)
LPFF											
TEXPRIME	LGIP	TexPool Prime	1,375,123.07	15,179,682.31	0.00	0.00	0.00	16,554,805.38	1,375,123.07	16,554,805.38	15,179,682.31
Total for LPFF			1,375,123.07	15,179,682.31	0.00	0.00	0.00	16,554,805.38	1,375,123.07	16,554,805.38	15,179,682.31
Northwoods Rd Debt Service Fund											
LOGIC	LGIP	LOGIC	499,302.47	922.29	(476,988.82)	0.00	0.00	23,235.94	499,302.47	23,235.94	(476,066.53)
Total for Northwoods Rd Debt Service Fund			499,302.47	922.29	(476,988.82)	0.00	0.00	23,235.94	499,302.47	23,235.94	(476,066.53)

CUSIP	Security Type	Security Description	06/30/18 Book Value	Cost of Purchases	Maturities / Calls / Sales	Amortization / Accretion	Realized Gain/(Loss)	09/30/18 Book Value	06/30/18 Market Value	09/30/18 Market Value	Change in Mkt Value
Northwoods Rd Operating Fund											
LOGIC	LGIP	LOGIC	34,413.32	125.85	(188.43)	0.00	0.00	34,350.74	34,413.32	34,350.74	(62.58)
Total for Northwoods Rd Operating Fund			34,413.32	125.85	(188.43)	0.00	0.00	34,350.74	34,413.32	34,350.74	(62.58)
Pass Toll Series 2009											
TEXPRIME	LGIP	TexPool Prime	409,701.05	1,513.17	(9,209.65)	0.00	0.00	402,004.57	409,701.05	402,004.57	(7,696.48)
Total for Pass Toll Series 2009			409,701.05	1,513.17	(9,209.65)	0.00	0.00	402,004.57	409,701.05	402,004.57	(7,696.48)
Passthrough Toll Reimb											
LOGIC	LGIP	LOGIC	7,595,787.51	47,317.83	(6,375,577.05)	0.00	0.00	1,267,528.29	7,595,787.51	1,267,528.29	(6,328,259.22)
TEXSTAR	LGIP	TexSTAR	0.00	0.00	0.00	0.00	0.00	0.00	0.00	0.00	0.00
3130A9AE1	AGCY BULET	FHLB 0.875 10/01/18	8,606,287.13	0.00	0.00	8,712.87	0.00	8,615,000.00	8,590,292.18	8,615,000.00	24,707.82
4497W1LM6	CP - DISC	ING Funding 0.000 11/21/18	9,908,638.90	0.00	0.00	58,777.80	0.00	9,967,416.70	9,900,920.00	9,965,900.00	64,980.00
313376BR5	AGCY BULET	FHLB 1.750 12/14/18	3,608,034.00	0.00	0.00	(3,331.66)	0.00	3,602,702.34	3,592,616.40	3,596,508.00	3,891.60
3133E1BZ1	AGCY BULET	FFCB 2.000 05/08/19	7,987,213.92	0.00	0.00	3,724.48	0.00	7,990,938.40	7,977,728.00	7,977,200.00	(528.00)
3133X7ZS2	AGCY BULET	FHLB 5.375 05/15/19	6,161,788.50	0.00	0.00	(46,077.42)	0.00	6,115,711.08	6,154,740.00	6,106,380.00	(48,360.00)
3133EJLU1	AGCY BULET	FFCB 2.420 01/24/20	5,490,967.46	0.00	0.00	1,403.44	0.00	5,492,370.90	5,490,936.00	5,478,275.00	(12,661.00)
Total for Passthrough Toll Reimb			49,356,717.42	47,317.83	(6,375,577.05)	23,209.51	0.00	43,051,667.71	49,303,020.09	43,006,791.29	(6,296,228.80)
Pearson Place Construction Fund											
LOGIC	LGIP	LOGIC	0.00	0.00	0.00	0.00	0.00	0.00	0.00	0.00	0.00
Total for Pearson Place Construction Fund			0.00	0.00	0.00	0.00	0.00	0.00	0.00	0.00	0.00
Pearson Place Debt Service Fund											
LOGIC	LGIP	LOGIC	1,166,901.23	3,618.11	(151,546.93)	0.00	0.00	1,018,972.41	1,166,901.23	1,018,972.41	(147,928.82)
Total for Pearson Place Debt Service Fund			1,166,901.23	3,618.11	(151,546.93)	0.00	0.00	1,018,972.41	1,166,901.23	1,018,972.41	(147,928.82)

CUSIP	Security Type	Security Description	06/30/18 Book Value	Cost of Purchases	Maturities / Calls / Sales	Amortization / Accretion	Realized Gain/(Loss)	09/30/18 Book Value	06/30/18 Market Value	09/30/18 Market Value	Change In Mkt Value
Pooled Funds											
TEXPOOL	LGIP	TexPool	7,716,142.35	2,161,008.33	0.00	0.00	0.00	9,877,151.68	7,716,142.35	9,877,151.68	2,161,009.33
TEXPRIME	LGIP	TexPool Prime	11,218,274.00	891,698.16	(2,496,821.44)	0.00	0.00	9,613,150.72	11,218,274.00	9,613,150.72	(1,605,123.28)
Total for Pooled Funds			18,934,416.35	3,052,707.49	(2,496,821.44)	0.00	0.00	19,490,302.40	18,934,416.35	19,490,302.40	555,886.05
PTT I-35											
TEXPRIME	LGIP	TexPool Prime	0.00	0.00	0.00	0.00	0.00	0.00	0.00	0.00	0.00
Total for PTT I-35			0.00	0.00	0.00	0.00	0.00	0.00	0.00	0.00	0.00
Road and Bridge General											
BBVA-WC	BANK DEP	BBVA Compass MM	0.00	0.00	0.00	0.00	0.00	0.00	0.00	0.00	0.00
TEXPOOL	LGIP	TexPool	25,026.88	122.21	0.00	0.00	0.00	25,149.09	25,026.88	25,149.09	122.21
TEXPRIME	LGIP	TexPool Prime	11,955,373.08	56,218.14	(9,879,439.24)	0.00	0.00	2,132,151.98	11,955,373.08	2,132,151.98	(9,823,221.10)
742651DS8	AGCY BULET	PEFCO	5,001,113.70	0.00	(5,000,000.00)	(1,113.70)	0.00	0.00	4,998,940.00	0.00	(4,999,940.00)
89233HL93	CP - DISC	Toyota Mir Cr	2,977,511.67	0.00	0.00	15,793.32	0.00	2,993,304.99	2,974,143.00	2,992,290.00	18,147.00
3133EJAU3	AGCY BULET	FFCB 1.520	2,997,714.54	0.00	0.00	686.07	0.00	2,998,400.61	2,990,307.00	2,990,550.00	243.00
3135G0G23	AGCY CALL	FNMA 1.300	1,998,268.56	0.00	0.00	3,521.58	0.00	1,991,790.14	1,982,734.00	1,987,020.00	4,286.00
912828R44	TREAS NOTE	U.S. Treasury	2,961,727.95	0.00	0.00	10,898.07	0.00	2,972,626.02	2,962,266.00	2,970,480.00	8,214.00
3137EAEH8	AGCY BULET	FHLMC 1.375	0.00	5,930,940.00	0.00	13,237.86	0.00	5,944,177.86	0.00	5,937,680.00	5,937,680.00
912828U32	TREAS NOTE	U.S. Treasury	0.00	2,940,703.13	0.00	9,211.78	0.00	2,949,914.91	0.00	2,944,440.00	2,944,440.00
Total for Road and Bridge General			27,906,736.38	8,927,993.48	(14,879,439.24)	52,234.98	0.00	22,007,515.60	27,889,789.96	21,979,741.07	(5,910,048.89)
Tobacco Funds											
TEXPOOL	LGIP	TexPool	0.00	0.00	0.00	0.00	0.00	0.00	0.00	0.00	0.00
TEXPRIME	LGIP	TexPool Prime	1,205,932.49	4,454.01	(369,507.43)	0.00	0.00	840,879.07	1,205,932.49	840,879.07	(365,053.42)
89233HM55	CP - DISC	Toyota Mir Cr	969,795.83	0.00	0.00	6,056.67	0.00	995,852.50	969,427.00	996,070.00	6,643.00
313380FB8	AGCY BULET	FHLB 1.375	1,974,770.32	0.00	0.00	5,211.34	0.00	1,979,981.66	1,975,880.00	1,976,740.00	860.00
Total for Tobacco Funds			4,170,498.64	4,454.01	(369,507.43)	11,268.01	0.00	3,816,713.23	4,171,239.49	3,813,689.07	(357,550.42)

CUSIP	Security Type	Security Description	06/30/18 Book Value	Cost of Purchases	Maturities / Calls / Sales	Amortization / Accretion	Realized Gain/(Loss)	09/30/18 Book Value	06/30/18 Market Value	09/30/18 Market Value	Change in Mkt. Value
Unlimited Tax Road Bonds - Series 2007											
TEXPOOL	LGIP	TexPool	0.00	0.00	0.00	0.00	0.00	0.00	0.00	0.00	0.00
TEXPRIME	LGIP	TexPool Prime	5,602,757.81	16,483.20	(669,513.65)	0.00	0.00	4,949,727.36	5,602,757.81	4,949,727.36	(653,030.45)
Total for Unlimited Tax Road Bonds - Series 2007			5,602,757.81	16,483.20	(669,513.65)	0.00	0.00	4,949,727.36	5,602,757.81	4,949,727.36	(653,030.45)
Total for Williamson County											
			534,626,651.64	134,501,317.59	(210,550,863.28)	581,919.76	0.00	456,058,026.71	530,858,261.09	455,410,831.42	(75,447,429.67)



CUSIP	Security Type	Security Description	Beg. Accrued	Interest Earned	Interest Rec'd / Sold / Matured	Interest Purchased	Ending Accrued	Disc Accr / Prem Amort	Net Income
2007 Park Limited -06									
			0.00	0.00	0.00	0.00	0.00	0.00	0.00
2008 TAN-COMPASS									
			0.00	0.00	0.00	0.00	0.00	0.00	0.00
2013 Park Bond									
LOGIC	LGIP	LOGIC	0.00	66,421.74	66,421.74	0.00	0.00	0.00	66,421.74
46640QKW0	CP - DISC	J.P.Morgan Sec 0.000 10/30/18	0.00	0.00	0.00	0.00	0.00	27,088.90	27,088.90
912828V56	TREAS NOTE	U.S. Treasury 1.125 01/31/19	18,770.72	11,310.80	22,500.00	0.00	7,581.52	8,136.44	19,447.24
912828D23	TREAS NOTE	U.S. Treasury 1.525 04/30/19	0.00	16,559.10	0.00	(17,442.26)	34,001.36	7,081.35	23,640.45
Total for 2013 Park Bond			18,770.72	94,291.64	88,921.74	(17,442.26)	41,582.88	42,306.69	136,598.33



CUSIP	Security Type	Security Description	Beg. Accrued	Interest Earned	Interest Rec'd / Sold / Matured	Interest Purchased	Ending Accrued	Disc. Accr / Prem Amort	Net Income
2013 Road Bond									
LOGIC	LGIP	LOGIC	0.00	260,934.87	260,934.87	0.00	0.00	0.00	260,934.87
46640QGL9	CP - DISC	J.P.Morgan Sec 0.000 07/20/18	0.00	0.00	0.00	0.00	0.00	1,773.34	1,773.34
912828QY9	TREAS NOTE	U.S. Treasury 2.250 07/31/18	46,926.80	9,323.20	56,250.00	0.00	0.00	(3,901.95)	5,421.25
46640QH2	CP - DISC	J.P.Morgan Sec 0.000 08/31/18	0.00	0.00	0.00	0.00	0.00	14,733.18	14,733.18
3130ACYC2	AGCY BULET	FHLB 1.625 12/04/18	24,375.00	81,250.00	0.00	0.00	105,625.00	4,565.80	85,815.80
912828V66	TREAS NOTE	U.S. Treasury 1.125 01/31/19	37,541.44	22,621.60	45,000.00	0.00	15,163.04	16,172.96	36,794.56
3133EHP23	AGCY BULET	FFCB 1.500 02/06/19	30,206.33	18,750.00	37,500.00	0.00	11,458.33	3,088.25	21,818.25
46640QPR6	CP - DISC	J.P.Morgan Sec 0.000 02/25/19	0.00	0.00	0.00	0.00	0.00	11,022.21	11,022.21
48306B057	CP - DISC	Kaiser Foundation Hospital 0.000 03/05/19	0.00	0.00	0.00	0.00	0.00	11,909.73	11,909.73
3133782M2	AGCY BULET	FHLB 1.500 03/08/19	75,333.34	60,000.00	120,000.00	0.00	15,333.34	11,623.88	71,623.88
3130ABKQ8	AGCY CALL	FHLB 1.500 06/28/19	2,458.38	73,781.25	0.00	0.00	76,240.63	18,446.30	92,227.55
3130A02T6	AGCY BULET	FHLB 2.375 09/13/19	39,187.50	32,656.25	65,312.50	0.00	6,531.25	(933.51)	31,722.74
3130ACM92	AGCY BULET	FHLB 1.500 10/21/19	0.00	16,666.67	0.00	(50,000.00)	66,666.67	10,829.10	27,486.77
912828LY4	TREAS NOTE	U.S. Treasury 3.375 11/15/19	0.00	29,347.83	0.00	(98,131.79)	127,479.62	(6,900.20)	22,447.63
3130ADXU1	AGCY BULET	FHLB 2.320 01/09/20	39,633.33	43,500.00	43,500.00	0.00	39,633.33	762.00	44,262.00
3130ADG22	AGCY CALL	FHLB 2.090 01/23/20	0.00	23,222.22	0.00	(16,255.56)	39,477.78	5,514.90	28,737.12
Total for 2013 Road Bond			295,665.12	672,053.89	628,497.37	(164,387.35)	503,608.99	98,665.99	770,739.86
2015 CO Bonds									
LOGIC	LGIP	LOGIC	0.00	12,245.17	12,245.17	0.00	0.00	0.00	12,245.17
88233HU9	CP - DISC	Toyota Mir Cr 0.000 09/28/18	0.00	0.00	0.00	0.00	0.00	36,193.36	36,193.36
4497W1L20	CP - DISC	ING Funding 0.000 11/02/18	0.00	0.00	0.00	0.00	0.00	37,566.62	37,566.62
912828P53	TREAS NOTE	U.S. Treasury 0.750 02/15/19	14,088.40	9,451.00	18,750.00	0.00	4,789.40	15,147.15	24,598.15
Total for 2015 CO Bonds			14,088.40	21,696.17	30,995.17	0.00	4,789.40	88,907.13	110,603.30
Combination Tax & Rev Series 2006 CO									
Total for Combination Tax & Rev Series 2006 CO			0.00	0.00	0.00	0.00	0.00	0.00	0.00



CUSIP	Security Type	Security Description	Beg. Accrued	Interest Earned	Interest Rec'd / Sold / Matured	Interest Purchased	Ending Accrued	Disc. Accr / Prem Amort	Net Income
Conservation Fund									
TEXPRIME	LGIP	TexPool Prime	0.00	6,146.07	6,146.07	0.00	0.00	0.00	6,146.07
3130ABPK3	AGCY BULET	FHLB 0.625 08/07/18	3,750.00	937.50	4,687.50	0.00	0.00	677.38	1,614.88
46640KAW0	CP - DISC	J.P.Morgan Sec 0.000 10/30/18	0.00	0.00	0.00	0.00	0.00	5,417.78	5,417.78
3130ABY72	AGCY BULET	FHLB 0.875 08/05/19	0.00	1,895.84	0.00	(145.83)	2,041.67	3,420.89	5,316.73
Total for Conservation Fund			3,750.00	8,979.41	10,833.57	(145.83)	2,041.67	9,516.05	18,495.46
County Benefits Program									
TEXPRIME	LGIP	TexPool Prime	0.00	13,482.30	13,482.30	0.00	0.00	0.00	13,482.30
Total for County Benefits Program			0.00	13,482.30	13,482.30	0.00	0.00	0.00	13,482.30
City Clerk Record Mgmt & Preservation									
TEXPOOL	LGIP	TexPool	0.00	6,932.43	6,932.43	0.00	0.00	0.00	6,932.43
912828SH4	TREAS NOTE	U.S. Treasury 1.375 02/28/19	2,297.89	1,728.35	3,437.50	0.00	588.74	889.67	2,618.02
Total for City Clerk Record Mgmt & Preservation			2,297.89	8,660.78	10,369.93	0.00	588.74	889.67	9,550.45
City Clerk Records Archive									
TEXPOOL	LGIP	TexPool	0.00	7,078.47	7,078.47	0.00	0.00	0.00	7,078.47
912828SH4	TREAS NOTE	U.S. Treasury 1.375 02/28/19	2,297.89	1,728.35	3,437.50	0.00	588.74	889.67	2,618.02
Total for City Clerk Records Archive			2,297.89	8,806.82	10,515.97	0.00	588.74	889.67	9,696.49
Debt Service Fund									
TEXPRIME	LGIP	TexPool Prime	0.00	122,455.88	122,455.88	0.00	0.00	0.00	122,455.88
Total for Debt Service Fund			0.00	122,455.88	122,455.88	0.00	0.00	0.00	122,455.88

CUSIP	Security Type	Security Description	Beg. Accrued	Interest Earned	Interest Rec'd / Sold / Matured	Interest Purchased	Ending Accrued	Disc Accr / Prem Amort	Net Income
Future Environmental Liability									
TEXPRIME	LGIP	TexPool Prime	0.00	1,872.19	1,872.19	0.00	0.00	0.00	1,872.19
912828WD8	TREAS NOTE	U.S. Treasury 1.250 10/31/18	3,211.62	4,765.62	0.00	0.00	7,977.24	1,469.31	6,234.93
Total for Future Environmental Liability			3,211.62	6,637.81	1,872.19	0.00	7,977.24	1,469.31	8,107.12
General Fund - Core Investments									
742651DS8	AGCY BULET	PEFCO 1.875 07/15/18	15,562.50	1,312.50	16,875.00	0.00	0.00	(381.69)	930.81
3134G9NM5	AGCY CALL	FHLMC 1.150 09/28/18	16,339.58	15,285.42	31,625.00	0.00	0.00	0.00	15,285.42
23542JBD6	MUNICIPAL	Dallas Wrkms & Swr 0.985 10/01/18	12,312.50	12,312.50	0.00	0.00	24,625.00	0.00	12,312.50
89233HK52	CP - DISC	Toyota Mtr Cr 0.000 10/05/18	0.00	0.00	0.00	0.00	0.00	41,502.23	41,502.23
3133EFLY1	AGCY BULET	FFCB 0.830 10/29/18	8,008.33	11,625.00	0.00	0.00	19,633.33	533.05	12,168.05
3138G1KL2	AGCY CALL	FNMA 1.150 10/30/18	13,640.28	20,125.00	0.00	0.00	33,765.28	3,074.33	23,199.33
742651DG4	AGCY BULET	PEFCO 4.375 03/15/19	25,763.89	21,875.00	43,750.00	0.00	3,888.89	(14,564.12)	7,310.88
46640QQN4	CP - DISC	J.P.Morgan Sec 0.000 03/22/19	0.00	0.00	0.00	0.00	0.00	32,966.65	32,966.65
3133EGZK4	AGCY CALL	FFCB 1.070 04/24/19	13,939.72	18,725.00	0.00	0.00	32,664.72	1,127.56	19,852.56
313378EE5	AGCY BULET	FHLB 1.625 06/14/19	3,836.81	20,312.50	0.00	0.00	24,149.31	6,058.30	26,370.80
3130A8Y72	AGCY BULET	FHLB 0.875 08/05/19	20,138.37	12,414.07	24,828.13	0.00	7,724.31	22,056.28	34,470.35
912828U32	TREAS NOTE	U.S. Treasury 1.000 11/15/19	0.00	4,184.78	0.00	(3,369.57)	7,554.35	6,141.19	10,325.97
3138EIRD3	AGCY BULET	FFCB 2.390 12/05/19	9,493.61	32,962.50	0.00	0.00	42,556.11	1,472.85	34,335.35
880591EVO	AGCY BULET	TVA 2.250 03/15/20	35,312.50	28,125.00	58,437.50	0.00	5,000.00	3,967.65	32,092.65
3135G0T86	AGCY CALL	FNMA 1.950 11/09/20	14,083.33	24,375.00	0.00	0.00	38,458.33	287.35	24,662.35
Total for General Fund - Core Investments			188,431.42	223,534.27	175,515.63	(3,369.57)	239,819.63	104,241.63	327,775.90



CUSIP	Security Type	Security Description	Beg. Accrued	Interest Earned	Interest Rec'd / Sold / Matured	Interest Purchased	Ending Accrued	Disc Accr / Prem Amort	Net Income
General Fund - Liquid Investments									
	LGIP	LOGIC	0.00	231,569.44	231,569.44	0.00	0.00	0.00	231,569.44
TEXPOOL	LGIP	TexPool	0.00	8.93	8.93	0.00	0.00	0.00	8.93
TEXPRIME	LGIP	TexPool Prime	0.00	4,045.59	4,045.59	0.00	0.00	0.00	4,045.59
4497W1GD2	CP - DISC	ING Funding 0.000 07/13/18	0.00	0.00	0.00	0.00	0.00	4,293.31	4,293.31
4497W1GL4	CP - DISC	ING Funding 0.000 07/20/18	0.00	0.00	0.00	0.00	0.00	6,686.96	6,686.96
4497W1HA7	CP - DISC	ING Funding 0.000 08/10/18	0.00	0.00	0.00	0.00	0.00	15,633.31	15,633.31
36960MHD8	CP - DISC	GE Co 0.000 08/13/18	0.00	0.00	0.00	0.00	0.00	14,034.70	14,034.70
91282BK82	TREAS NOTE	U.S. Treasury 1.000 08/15/18	26,298.34	8,701.66	35,000.00	0.00	0.00	5,243.00	13,944.66
36164KJAO	CP - DISC	GE Capital Treasury 0.000 09/10/18	0.00	0.00	0.00	0.00	0.00	25,126.08	25,126.08
46640QJIM4	CP - DISC	J.P.Morgan Sec 0.000 09/21/18	0.00	0.00	0.00	0.00	0.00	31,091.69	31,091.69
48306BL86	CP - DISC	Kaiser Foundation Hospital 0.000 11/08/18	0.00	0.00	0.00	0.00	0.00	42,933.38	42,933.38
91282G34	TREAS NOTE	U.S. Treasury 0.875 09/15/19	0.00	1,691.99	0.00	(1,015.19)	2,707.18	3,258.69	4,950.68
Total for General Fund - Liquid Investments			26,298.34	246,017.61	270,623.95	(1,015.19)	2,707.18	148,301.12	394,318.73
LPPF									
	LGIP	TexPool Prime	0.00	40,102.74	40,102.74	0.00	0.00	0.00	40,102.74
Total for LPPF			0.00	40,102.74	40,102.74	0.00	0.00	0.00	40,102.74
Northwoods Rd Debt Service Fund									
	LGIP	LOGIC	0.00	1,379.08	1,379.08	0.00	0.00	0.00	1,379.08
Total for Northwoods Rd Debt Service Fund			0.00	1,379.08	1,379.08	0.00	0.00	0.00	1,379.08
Northwoods Rd Operating Fund									
	LGIP	LOGIC	0.00	189.42	189.42	0.00	0.00	0.00	189.42
Total for Northwoods Rd Operating Fund			0.00	189.42	189.42	0.00	0.00	0.00	189.42



CUSIP	Security Type	Security Description	Beg. Accrued	Interest Earned	Interest Rec'd / Sold / Matured	Interest Purchased	Ending Accrued	Disc Accr / Prem Amort	Net Income
Pass Toll Series 2009									
TEXPRIME	LGIP	TexPool Prime	0.00	2,257.12	2,257.12	0.00	0.00	0.00	2,257.12
Total for Pass Toll Series 2009			0.00	2,257.12	2,257.12	0.00	0.00	0.00	2,257.12
Passthrough Toll Reimb									
LOGIC	LGIP	LOGIC	0.00	28,465.78	28,465.78	0.00	0.00	0.00	28,465.78
3130A9AE1	AGCY BULET	FHLB 0.875 10/01/18	18,845.31	18,845.32	0.00	0.00	37,690.63	8,712.87	27,558.19
4497W1LM6	CP - DISC	ING Funding 0.000 11/21/18	0.00	0.00	0.00	0.00	0.00	58,777.80	58,777.80
313376BR5	AGCY BULET	FHLB 1.750 12/14/18	2,975.00	15,750.00	0.00	0.00	18,725.00	(3,331.66)	12,418.34
3133EJBJ2	AGCY BULET	FFCB 2.000 05/08/19	23,555.56	40,000.00	0.00	0.00	63,555.56	3,724.48	43,724.48
3133X72S2	AGCY BULET	FHLB 5.375 05/15/19	41,208.33	80,625.00	0.00	0.00	121,833.33	(46,077.42)	34,547.58
3133EJLU1	AGCY BULET	FFCB 2.420 01/24/20	24,771.39	33,275.00	33,275.00	0.00	24,771.39	1,403.44	34,678.44
Total for Passthrough Toll Reimb			111,355.59	216,961.10	61,740.78	0.00	265,575.91	23,209.51	240,170.61
Pearson Place Construction Fund									
Total for Pearson Place Construction Fund			0.00	0.00	0.00	0.00	0.00	0.00	0.00
Pearson Place Debt Service Fund									
LOGIC	LGIP	LOGIC	0.00	6,007.18	6,007.18	0.00	0.00	0.00	6,007.18
Total for Pearson Place Debt Service Fund			0.00	6,007.18	6,007.18	0.00	0.00	0.00	6,007.18
Pooled Funds									
TEXPOOL	LGIP	TexPool	0.00	41,247.52	41,247.52	0.00	0.00	0.00	41,247.52
TEXPRIME	LGIP	TexPool Prime	0.00	56,847.98	56,847.98	0.00	0.00	0.00	56,847.98
Total for Pooled Funds			0.00	98,095.50	98,095.50	0.00	0.00	0.00	98,095.50



CUSIP	Security Type	Security Description	Beg. Accrued	Interest Earned	Interest Rec'd / Sold / Matured	Interest Purchased	Ending Accrued	Disc Accr / Prem Amort	Net Income
PTT I-35									
Total for PTT I-35			0.00	0.00	0.00	0.00	0.00	0.00	0.00
Road and Bridge General									
TEXPOOL	LGIP	TexPool	0.00	122.21	122.21	0.00	0.00	0.00	122.21
TEXPRIME	LGIP	TexPool Prime	0.00	46,830.55	46,830.55	0.00	0.00	0.00	46,830.55
742851DS8	AGCY BULET	PEFCO 1.875 07/15/18	43,228.17	3,645.83	46,875.00	0.00	0.00	(1,113.70)	2,532.13
89233HL93	CP - DISC	Toyota Mtr Cr 0.000 11/09/18	0.00	0.00	0.00	0.00	0.00	15,793.32	15,793.32
3133EJAU3	AGCY BULET	FFCB 1.920 04/29/19	9,920.00	14,400.00	0.00	0.00	24,320.00	686.07	15,086.07
3135G0G23	AGCY CALL	FNMA 1.300 04/29/19	4,477.78	6,600.00	0.00	0.00	10,977.78	3,521.58	10,021.58
912828R44	TREAS NOTE	U.S. Treasury 0.875 05/15/19	3,362.58	6,562.50	0.00	0.00	9,915.08	10,898.07	17,460.57
3137EAEH8	AGCY BULET	FHLMC 1.375 08/15/19	0.00	17,187.50	41,250.00	(34,604.17)	10,541.67	13,237.86	30,425.36
912828U32	TREAS NOTE	U.S. Treasury 1.000 11/15/19	0.00	6,277.17	0.00	(5,054.35)	11,331.52	9,211.78	15,488.95
Total for Road and Bridge General			60,979.53	101,525.76	135,077.76	(39,658.52)	67,086.05	52,234.98	153,760.74
Tobacco Funds									
TEXPRIME	LGIP	TexPool Prime	0.00	6,196.58	6,196.58	0.00	0.00	0.00	6,196.58
89233HM35	CP - DISC	Toyota Mtr Cr 0.000 12/03/18	0.00	0.00	0.00	0.00	0.00	6,056.67	6,056.67
313380FB8	AGCY BULET	FHLB 1.375 09/13/19	8,250.00	6,875.00	13,750.00	0.00	1,375.00	5,211.34	12,086.34
Total for Tobacco Funds			8,250.00	13,071.58	19,946.58	0.00	1,375.00	11,268.01	24,339.59
Unlimited Tax Road Bonds - Series 2007									
TEXPRIME	LGIP	TexPool Prime	0.00	28,689.88	28,689.88	0.00	0.00	0.00	28,689.88
Total for Unlimited Tax Road Bonds - Series 2007			0.00	28,689.88	28,689.88	0.00	0.00	0.00	28,689.88
Total for Williamson County			735,396.52	1,934,895.94	1,757,569.75	(226,018.72)	1,138,741.43	581,919.76	2,516,815.70

Trade Date	Settle Date	CUSIP	Security Type	Security Description	Coupon	Mty Date	Call Date	Par Value	Price	Principal Amount	Int Purchased / Received	Total Amount	Realized Gain / Loss	YTM	YTW		
2013 Park Bond																	
Purchases																	
	07/17/18	912828D23	TREAS NOTE	U.S. Treasury	1.625	04/30/19		5,000,000.00	99.453	4,972,656.25	17,442.26	4,990,098.51		2.330	2.330		
Total for: Purchases													4,972,656.25	17,442.26	4,990,098.51	2.330	2.330
Income Payments																	
	07/31/18	912828V56	TREAS NOTE	U.S. Treasury	1.125	01/31/19				0.00	22,500.00	22,500.00					
Total for: Income Payments													0.00	22,500.00	22,500.00		
2013 Road Bond																	
Maturities																	
	07/20/18	46640QGL9	CP - DISC	J.P.Morgan Sec		07/20/18		2,000,000.00	100.000	2,000,000.00	0.00	2,000,000.00		1.701			
	07/31/18	912828QY9	TREAS NOTE	U.S. Treasury	2.250	07/31/18		5,000,000.00	100.000	5,000,000.00	0.00	5,000,000.00		1.302			
	08/31/18	46640QH2	CP - DISC	J.P.Morgan Sec		08/31/18		4,700,000.00	100.000	4,700,000.00	0.00	4,700,000.00		1.876			
Total for: Maturities													11,700,000.00	0.00	11,700,000.00	1.601	
Purchases																	
	08/20/18	3130ADG22	AGCY CALL	FHLB	2.090	01/23/20	01/23/19	10,000,000.00	99.287	9,928,700.00	16,255.56	9,944,955.56		2.603	2.603		
	08/20/18	3130ACM92	AGCY BULET	FHLB	1.500	10/21/19		10,000,000.00	98.855	9,885,500.00	50,000.00	9,935,500.00		2.501	2.501		
	08/29/18	46640QPR6	CP - DISC	J.P.Morgan Sec		02/25/19		5,000,000.00	98.767	4,938,344.44	0.00	4,938,344.44		2.511	2.511		
	08/29/18	912828LY4	TREAS NOTE	U.S. Treasury	3.375	11/15/19		10,000,000.00	100.984	10,098,437.50	98,131.79	10,196,569.29		2.541	2.541		
	09/05/18	48308BQ57	CP - DISC	Kaiser Foundation Hospital		03/05/19		7,000,000.00	98.775	6,914,250.00	0.00	6,914,250.00		2.480	2.480		
Total for: Purchases													41,765,231.94	164,387.35	41,929,619.29	2.533	2.533
Income Payments																	
	07/09/18	3130ADXU1	AGCY BULET	FHLB	2.320	01/09/20				0.00	43,500.00	43,500.00					
	07/31/18	912828QY9	TREAS NOTE	U.S. Treasury	2.250	07/31/18				0.00	56,250.00	56,250.00					
	07/31/18	912828V56	TREAS NOTE	U.S. Treasury	1.125	01/31/19				0.00	45,000.00	45,000.00					
	08/06/18	3133EHP23	AGCY BULET	FFCB	1.500	02/06/19				0.00	37,500.00	37,500.00					
	09/10/18	3133782M2	AGCY BULET	FHLB	1.500	03/08/19				0.00	45,000.00	45,000.00					
	09/10/18	3133782M2	AGCY BULET	FHLB	1.500	03/08/19				0.00	21,337.50	21,337.50					

Trade Date	Settle Date	CUSIP	Security Type	Security Description	Coupon	Mty Date	Call Date	Par Value	Price	Principal Amount	Int Purchased / Received	Total Amount	Realized Gain / Loss	YTM	YTW
2013 Road Bond															
<i>Income Payments</i>															
09/10/18	09/08/18	3133782M2	AGCY BULET	FHLB	1.500	09/08/19				0.00	53,662.50	53,662.50			
09/13/18	09/13/18	3130A02T6	AGCY BULET	FHLB	2.375	09/13/19				0.00	65,312.50	65,312.50			
Total for: Income Payments											367,562.50				
2015 CO Bonds															
<i>Maturities</i>															
09/28/18	09/28/18	89233HJU9	CP - DISC	Toyota Mtr Cr		09/28/18		8,000,000.00	100.000	8,000,000.00	0.00	8,000,000.00		1.855	
Total for: Maturities											8,000,000.00	8,000,000.00	1.855		
<i>Income Payments</i>															
08/15/18	08/15/18	912828P53	TREAS NOTE	U.S. Treasury	0.750	02/15/19				0.00	18,750.00	18,750.00			
Total for: Income Payments											18,750.00	18,750.00			
Conservation Fund															
<i>Maturities</i>															
08/07/18	08/07/18	3130A8PK3	AGCY BULET	FHLB	0.625	08/07/18		1,500,000.00	100.000	1,500,000.00	0.00	1,500,000.00		1.079	
Total for: Maturities											1,500,000.00	1,500,000.00	1.079		
<i>Purchases</i>															
08/08/18	08/09/18	3130A8Y72	AGCY BULET	FHLB	0.875	08/05/19		1,500,000.00	98.429	1,476,435.00	145.83	1,476,580.83		2.493	2.493
Total for: Purchases											1,476,435.00	1,476,580.83	2.493	2.493	
<i>Income Payments</i>															
08/07/18	08/07/18	3130A8PK3	AGCY BULET	FHLB	0.625	08/07/18				0.00	4,687.50	4,687.50			
Total for: Income Payments											4,687.50	4,687.50			

Trade Date	Settle Date	CUSIP	Security Type	Security Description	Coupon	Mty Date	Call Date	Par Value	Price	Principal Amount	Int Purchased / Received	Total Amount	Realized Gain / Loss	YTM	YTW		
Cty Clerk Record Mgmt & Preservation																	
Income Payments																	
08/31/18	08/31/18	912828SH4	TREAS NOTE	U.S. Treasury	1.375	02/28/19				0.00	3,437.50	3,437.50					
Total for: Income Payments													3,437.50				
Cty Clerk Records Archive																	
Income Payments																	
08/31/18	08/31/18	912828SH4	TREAS NOTE	U.S. Treasury	1.375	02/28/19				0.00	3,437.50	3,437.50					
Total for: Income Payments													3,437.50				
General Fund - Core Investments																	
Maturities																	
07/15/18	07/15/18	742651DS8	AGCY BULET	PEFCO	1.875	07/15/18		1,800,000.00	100.000	1,800,000.00	0.00	1,800,000.00		1.326			
09/28/18	09/28/18	3134G9NM5	AGCY CALL	FHLMC	1.150	09/28/18		5,500,000.00	100.000	5,500,000.00	0.00	5,500,000.00		1.150			
Total for: Maturities													7,300,000.00	0.00	7,300,000.00	1.194	
Purchases																	
07/12/18	07/16/18	912828U32	TREAS NOTE	U.S. Treasury	1.000	11/15/19		2,000,000.00	98.023	1,960,468.75	3,369.57	1,963,838.32		2.518	2.518		
Total for: Purchases													2,000,000.00	3,369.57	1,963,838.32	2.518	2.518
Income Payments																	
07/16/18	07/15/18	742651DS8	AGCY BULET	PEFCO	1.875	07/15/18				0.00	16,875.00	16,875.00					
08/06/18	08/05/18	3130A8Y72	AGCY BULET	FHLB	0.875	08/05/19				0.00	24,828.13	24,828.13					
09/17/18	09/15/18	742651DG4	AGCY BULET	PEFCO	4.375	03/15/19				0.00	43,750.00	43,750.00					
09/17/18	09/15/18	880591EV0	AGCY BULET	TVA	2.250	03/15/20				0.00	58,437.50	58,437.50					
09/28/18	09/28/18	3134G9NM5	AGCY CALL	FHLMC	1.150	09/28/18				0.00	31,625.00	31,625.00					
Total for: Income Payments													175,515.63	0.00	175,515.63		

Trade Date	Settle Date	CUSIP	Security Type	Security Description	Coupon	Mty Date	Call Date	Par Value	Price	Principal Amount	Int Purchased / Received	Total Amount	Realized Gain / Loss	YTM	YTW
General Fund - Liquid Investments															
Maturities															
07/13/18	07/13/18	4497W1GD2	CP - DISC	ING Funding		07/13/18		7,000,000.00	100.000	7,000,000.00	0.00	7,000,000.00	1.857		
07/20/18	07/20/18	4497W1GL4	CP - DISC	ING Funding		07/20/18		7,000,000.00	100.000	7,000,000.00	0.00	7,000,000.00	1.828		
08/10/18	08/10/18	4497W1HA7	CP - DISC	ING Funding		08/10/18		7,000,000.00	100.000	7,000,000.00	0.00	7,000,000.00	2.030		
08/13/18	08/13/18	36960MH08	CP - DISC	GE Co		08/13/18		5,000,000.00	100.000	5,000,000.00	0.00	5,000,000.00	2.370		
08/15/18	08/15/18	912828K82	TREAS NOTE	U.S. Treasury	1.000	08/15/18		7,000,000.00	100.000	7,000,000.00	0.00	7,000,000.00	1.607		
09/10/18	09/10/18	36164KJAO	CP - DISC	GE Capital Treasury		09/10/18		7,000,000.00	100.000	7,000,000.00	0.00	7,000,000.00	1.845		
09/21/18	09/21/18	46640QJIM4	CP - DISC	J.P. Morgan Sac		09/21/18		7,000,000.00	100.000	7,000,000.00	0.00	7,000,000.00	1.977		
Total for: Maturities								47,000,000.00		47,000,000.00	0.00	47,000,000.00	1.912		
Purchases															
09/20/18	09/21/18	912828G4	TREAS NOTE	U.S. Treasury	0.875	09/15/19		7,000,000.00	98.332	6,883,242.19	1,015.19	6,884,257.38	2.604		2.604
Total for: Purchases								7,000,000.00		6,883,242.19	1,015.19	6,884,257.38	2.604		2.604
Income Payments															
08/15/18	08/15/18	912828K82	TREAS NOTE	U.S. Treasury	1.000	08/15/18				0.00	35,000.00	35,000.00			
Total for: Income Payments										0.00	35,000.00	35,000.00			
Passthrough Toll Reimb															
Income Payments															
07/24/18	07/24/18	3133EJLU1	AGCY BULET	FFCB	2.420	01/24/20				0.00	33,275.00	33,275.00			
Total for: Income Payments										0.00	33,275.00	33,275.00			

Trade Date	Settle Date	CUSIP	Security Type	Security Description	Coupon	Mty Date	Call Date	Par Value	Price	Principal Amount	Int Purchased / Received	Total Amount	Realized Gain / Loss	YTM	YTW		
Road and Bridge General																	
Maturities																	
07/15/18	07/15/18	742651DS8	AGCY BULET	PEFCO	1.875	07/15/18		5,000,000.00	100.000	5,000,000.00	0.00	5,000,000.00		1.299			
Total for: Maturities												5,000,000.00	1.299				
Purchases																	
07/12/18	07/16/18	912828J32	TREAS NOTE	U.S. Treasury	1.000	11/15/19		3,000,000.00	98.023	2,940,703.13	5,054.35	2,945,757.48		2.518	2.518		
07/12/18	07/16/18	3137EAEH8	AGCY BULET	FHLMC	1.375	08/15/19		6,000,000.00	98.849	5,930,940.00	34,604.17	5,965,544.17		2.460	2.460		
Total for: Purchases												9,000,000.00	8,871,643.13	39,658.52	8,911,301.65	2.480	2.480
Income Payments																	
07/16/18	07/15/18	742651DS8	AGCY BULET	PEFCO	1.875	07/15/18				0.00	46,875.00	46,875.00					
08/15/18	08/15/18	3137EAEH8	AGCY BULET	FHLMC	1.375	08/15/19				0.00	41,250.00	41,250.00					
Total for: Income Payments												0.00	88,125.00	88,125.00			
Tobacco Funds																	
Income Payments																	
09/13/18	09/13/18	313380FB8	AGCY BULET	FHILB	1.375	09/13/19				0.00	13,750.00	13,750.00					
Total for: Income Payments												0.00	13,750.00	13,750.00			

Trade Date	Settle Date	CUSIP	Security Type	Security Description	Coupon	Mty Date	Call Date	Par Value	Price	Principal Amount	Int Purchased / Received	Total Amount	Realized Gain / Loss	YTM	YTW
------------	-------------	-------	---------------	----------------------	--------	----------	-----------	-----------	-------	------------------	--------------------------	--------------	----------------------	-----	-----

Total for All Portfolios

Transaction Type	Quantity	Total Amount	Realized G/L	YTM	YTW
Total Maturities	80,500,000.00	80,500,000.00		1.742	
Total Purchases	66,500,000.00	66,155,695.98		2.516	
Total Income Payments	0.00	766,040.63			2.516

CUSIP	Settle Date	Security Type	Security Description	Next Call Date	Purchase Qty	Orig Price	Original Cost	Amnt/Accr for Period	Total Amnt/Accr Since Purch	Remaining Disc / Prem	Book Value
2013 Park Bond											
46640QKW0	02/05/18	CP - DISC	J.P.Morgan Sec 0.000 10/30/18		5,000,000.00	98.428	4,921,383.33	27,088.90	70,077.77	8,538.90	4,991,461.10
912828V56	02/05/18	TREAS NOTE	U.S. Treasury 1.125 01/31/19		4,000,000.00	99.203	3,988,125.00	8,136.44	21,110.32	10,764.68	3,989,235.32
912828D23	07/18/18	TREAS NOTE	U.S. Treasury 1.625 04/30/19		5,000,000.00	99.453	4,972,666.25	7,081.35	7,081.35	20,262.40	4,979,737.60
Total for 2013 Park Bond							13,862,164.58	42,306.69	98,269.44	39,565.98	13,960,434.02
2013 Road Bond											
46640QGL9	10/26/17	CP - DISC	J.P.Morgan Sec 0.000 07/20/18		0.00	98.754	0.00	1,773.34	0.00	0.00	0.00
912828QY9	07/07/17	TREAS NOTE	U.S. Treasury 2.250 07/31/18		0.00	101.000	0.00	(3,901.95)	0.00	0.00	0.00
46640QH2	12/08/17	CP - DISC	J.P.Morgan Sec 0.000 08/31/18		0.00	98.633	0.00	14,733.18	0.00	0.00	0.00
3130ACY2	12/08/17	AGCY BULET	FHLB 1.625 12/04/18		20,000,000.00	99.910	19,982,000.00	4,565.80	14,804.00	3,196.00	19,996,804.00
912828V56	02/01/18	TREAS NOTE	U.S. Treasury 1.125 01/31/19		8,000,000.00	99.199	7,985,937.50	16,172.96	42,663.78	21,398.72	7,978,601.28
3133EHP23	12/08/17	AGCY BULET	FFCB 1.500 02/06/19		5,000,000.00	99.716	4,985,800.00	3,068.25	9,824.05	4,275.95	4,995,724.05
46640QPR6	08/30/18	CP - DISC	J.P.Morgan Sec 0.000 02/25/19		5,000,000.00	98.767	4,938,344.44	11,022.21	11,022.21	50,633.35	4,949,366.65
48308BQ37	09/06/18	CP - DISC	Kaiser Foundation Hospital 0.000 03/05/19		7,000,000.00	98.775	6,914,250.00	11,909.73	11,909.73	73,840.27	6,926,158.73
3133762M2	12/08/17	AGCY BULET	FHLB 1.500 03/08/19		16,000,000.00	99.621	15,942,600.00	11,623.88	36,987.58	20,412.42	15,979,587.58
3130ABKQ8	12/18/17	AGCY CALL	FHLB 1.500 06/28/19	12/28/18	19,675,000.00	99.427	19,562,262.25	18,446.30	57,866.64	55,071.11	19,619,928.89
3130A02T6	04/11/18	AGCY BULET	FHLB 2.375 09/13/19		5,500,000.00	100.099	5,505,445.00	(933.51)	(1,756.31)	(3,688.69)	5,503,666.69
3130ACM92	08/21/18	AGCY BULET	FHLB 1.500 10/21/19		10,000,000.00	98.855	9,885,500.00	10,829.10	10,829.10	103,670.90	9,896,329.10
912828LY4	08/30/18	TREAS NOTE	U.S. Treasury 3.375 11/15/19		10,000,000.00	100.984	10,088,437.50	(6,900.20)	(6,900.20)	(91,537.30)	10,091,537.30
3130ADXU1	04/11/18	AGCY BULET	FHLB 2.320 01/09/20		7,500,000.00	99.929	7,484,675.00	762.00	1,333.28	3,991.72	7,496,008.28
3130ADG22	08/21/18	AGCY CALL	FHLB 2.090 01/23/20	01/23/19	10,000,000.00	99.287	9,928,700.00	5,514.90	5,514.90	65,785.10	9,934,214.90
Total for 2013 Road Bond							123,173,951.69	98,685.98	193,998.76	307,049.55	123,367,950.45
2015 CO Bonds											
89233HJU9	01/03/18	CP - DISC	Toyota Mir Cr 0.000 09/28/18		0.00	98.638	0.00	35,193.36	0.00	0.00	0.00
4497W1L20	02/05/18	CP - DISC	ING Funding 0.000 11/02/18		7,000,000.00	98.425	6,889,750.00	37,566.62	97,183.31	13,066.69	6,986,933.31
912828F53	02/05/18	TREAS NOTE	U.S. Treasury 0.750 02/15/19		5,000,000.00	98.766	4,938,281.25	15,147.15	39,235.95	22,482.80	4,979,517.20
Total for 2015 CO Bonds							11,828,031.25	88,907.13	136,419.26	35,549.49	11,964,450.51

CUSIP	Settle Date	Security Type	Security Description	Next Call Date	Purchase Qty	Orig Price	Original Cost	Amrt/Accr for Period	Total Amrt/Accr Since Purch	Remaining Disc / Prem	Book Value
Conservation Fund											
3130A8PK3	02/06/17	AGCY BULET	FHLB 0.625 08/07/18		0.00	99.325	0.00	677.38	0.00	0.00	0.00
46640QKW0	02/06/18	CP - DISC	J.P.Morgan Sec 0.000 10/30/18		1,000,000.00	98.434	984,335.56	5,417.78	13,956.66	1,707.78	998,292.22
3130A8Y72	08/09/18	AGCY BULET	FHLB 0.875 08/05/19		1,500,000.00	98.429	1,476,435.00	3,420.89	3,420.89	20,144.11	1,479,855.89
Total for Conservation Fund							2,460,770.56	9,516.05	17,377.55	21,851.89	2,478,148.11
Cty Clerk Record Mgmt & Preservation											
912828SH4	03/01/18	TREAS NOTE	U.S. Treasury 1.375 02/28/19		500,000.00	99.293	496,464.84	889.67	2,058.76	1,476.40	498,523.60
Total for Cty Clerk Record Mgmt & Preservation							496,464.84	889.67	2,058.76	1,476.40	498,523.60
Cty Clerk Records Archive											
912828SH4	03/01/18	TREAS NOTE	U.S. Treasury 1.375 02/28/19		500,000.00	99.293	496,464.84	889.67	2,058.76	1,476.40	498,523.60
Total for Cty Clerk Records Archive							496,464.84	889.67	2,058.76	1,476.40	498,523.60
Future Environmental Liability											
912828WB8	12/01/17	TREAS NOTE	U.S. Treasury 1.250 10/31/18		1,525,000.00	99.648	1,519,638.67	1,469.31	4,882.21	479.12	1,524,520.88
Total for Future Environmental Liability							1,519,638.67	1,469.31	4,882.21	479.12	1,524,520.88

CUSIP	Settle Date	Security Type	Security Description	Next Call Date	Purchase Qty	Orig Price	Original Cost	Amnt/Accr for Period	Total Amnt/Accr Since Purch	Remaining Disc /Prm	Book Value
742651DS8	06/28/17	AGCY BULET	PEFCO 1.875 07/15/18		0.00	100.569	0.00	(381.69)	0.00	0.00	0.00
3134G9NM5	06/28/16	AGCY CALL	FHLMC 1.150 09/28/18		0.00	100.000	0.00	0.00	0.00	0.00	0.00
23542JBD6	07/07/16	MUNICIPAL	Dallas Wtrwks & Swr 0.985 10/01/18		5,000,000.00	100.000	5,000,000.00	0.00	0.00	0.00	5,000,000.00
89233HK32	06/08/18	CP - DISC	Toyota Mfr Cr 0.000 10/05/18		7,000,000.00	99.233	6,946,317.78	41,502.23	51,877.76	1,804.46	6,998,195.54
3133EFLY1	10/29/15	AGCY BULET	FFCB 0.930 10/29/18		5,000,000.00	99.874	4,993,680.00	533.05	6,154.15	165.85	4,999,834.15
3136G1KL2	06/25/17	AGCY CALL	FNMA 1.150 10/30/18		7,000,000.00	99.750	6,982,500.00	3,074.33	16,509.43	990.57	6,999,009.43
742651DG4	02/17/17	AGCY BULET	PEFCO 4.375 03/15/19	07/30/18	2,000,000.00	106.019	2,120,380.00	(14,564.12)	(93,685.74)	(26,694.26)	2,026,694.26
46640QQN4	06/29/18	CP - DISC	J.P.Morgan Sec 0.000 03/22/19		5,000,000.00	98.094	4,904,683.33	32,966.65	33,683.32	61,633.35	4,936,366.65
3133EGZK4	10/31/16	AGCY CALL	FFCB 1.070 04/24/19		7,000,000.00	99.841	6,988,870.00	1,127.56	8,574.02	2,555.98	6,997,444.02
313379EES	02/15/18	AGCY BULET	FHLB 1.625 06/14/19		5,000,000.00	99.353	4,967,650.00	6,056.30	15,191.10	17,186.90	4,982,841.10
3130A8Y72	05/16/18	AGCY BULET	FHLB 0.875 09/05/19		5,675,000.00	98.092	5,566,721.00	22,056.28	33,037.18	75,241.82	5,599,758.18
912828U32	07/16/18	TREAS NOTE	U.S. Treasury 1.000 11/15/19		2,000,000.00	98.023	1,960,468.75	6,141.19	6,141.19	33,390.06	1,966,609.94
3133EJRD3	06/12/18	AGCY BULET	FFCB 2.390 12/05/19		5,500,000.00	99.840	5,491,200.00	1,472.85	1,783.82	7,016.18	5,492,983.82
890591EVO	05/11/18	AGCY BULET	TVA 2.250 03/15/20		5,000,000.00	99.411	4,970,550.00	3,967.65	6,174.60	23,275.40	4,976,724.60
3135G0T86	11/09/17	AGCY CALL	FNMA 1.950 11/09/20	11/09/18	5,000,000.00	99.930	4,996,500.00	287.35	1,022.50	2,477.50	4,997,522.50
Total for General Fund - Core Investments							66,175,000.00	104,241.63	86,463.33	199,015.81	65,975,984.19

Total for General Fund - Core Investments 66,175,000.00 104,241.63 86,463.33 199,015.81 65,975,984.19



CUSIP	Settle Date	Security Type	Security Description	Next Call Date	Purchase Qty	Orig Price	Original Cost	Amrt/Accr for Period	Total Amrt/Accr Since Purch	Remaining Disc / Prem	Book Value
General Fund - Liquid Investments											
4497W1GD2	01/12/18	CP - DISC	ING Funding 0.000 07/13/18		0.00	99.070	0.00	4,293.31	0.00	0.00	0.00
4497W1GL4	01/08/18	CP - DISC	ING Funding 0.000 07/20/18		0.00	99.030	0.00	6,686.96	0.00	0.00	0.00
4497W1HA7	02/13/18	CP - DISC	ING Funding 0.000 08/10/18		0.00	99.006	0.00	15,633.31	0.00	0.00	0.00
36960MFD8	04/05/18	CP - DISC	GE Co 0.000 08/13/18		0.00	99.151	0.00	14,034.70	0.00	0.00	0.00
912828K82	12/20/17	TREAS NOTE	U.S. Treasury 1.000 08/15/18		0.00	99.605	0.00	5,243.00	0.00	0.00	0.00
36164KJAO	12/20/17	CP - DISC	GE Capital Treasury 0.000 09/10/18		0.00	98.665	0.00	25,126.08	0.00	0.00	0.00
46640QJMA	01/08/18	CP - DISC	J.P. Morgan Sec 0.000 09/21/18		0.00	98.613	0.00	31,091.69	0.00	0.00	0.00
3133FLY1	10/29/15	AGCY BULET	FFCB 0.930 10/29/18		0.00	99.874	0.00	0.00	0.00	0.00	0.00
3136G1KL2	05/25/17	AGCY CALL	FNMA 1.150 10/30/18	07/30/18	0.00	99.750	0.00	0.00	0.00	0.00	0.00
48308BL86	05/03/18	CP - DISC	Kaiser Foundation Hospital 0.000 11/08/18		7,000,000.00	98.740	6,811,800.00	42,933.38	70,466.69	17,733.31	6,982,266.69
3133EGZK4	10/31/16	AGCY CALL	FFCB 1.070 04/24/19		0.00	99.841	0.00	0.00	0.00	0.00	0.00
9128282G4	09/21/18	TREAS NOTE	U.S. Treasury 0.875 09/15/19		7,000,000.00	98.332	6,883,242.19	3,258.69	3,258.69	113,499.12	6,886,500.88
Total for General Fund - Liquid Investments							13,795,042.19	148,301.12	73,725.38	131,232.43	13,868,767.57
Passthrough Toll Reimb											
3130A9AE1	09/08/17	AGCY BULET	FHLB 0.875 10/01/18		8,615,000.00	99.571	8,578,041.65	8,712.87	36,958.35	0.00	8,615,000.00
4497W1LM6	03/01/18	CP - DISC	ING Funding 0.000 11/21/18		10,000,000.00	98.307	9,830,694.44	58,777.80	136,722.26	32,583.30	9,967,416.70
313376BR5	09/22/17	AGCY BULET	FHLB 1.750 12/14/18		3,600,000.00	100.451	3,616,254.00	(3,331.66)	(13,551.66)	(2,702.34)	3,602,702.34
3133EJZ1	04/11/18	AGCY BULET	FFCB 2.000 05/08/19		8,000,000.00	99.799	7,983,920.00	3,724.48	7,018.40	9,061.60	7,990,938.40
3133X72S2	04/18/18	AGCY BULET	FHLB 5.375 05/15/19		6,000,000.00	103.316	6,198,960.00	(46,077.42)	(83,246.92)	(115,711.08)	6,115,711.08
3133EJL1	05/02/18	AGCY BULET	FFCB 2.420 01/24/20		5,500,000.00	99.820	5,490,100.00	1,403.44	2,270.90	7,629.10	5,492,370.90
Total for Passthrough Toll Reimb							41,697,970.09	23,209.51	86,169.33	(69,139.42)	41,704,139.42

CUSIP	Settle Date	Security Type	Security Description	Next Call Date	Purchase Qty	Orig Price	Original Cost	Amrt/Accr for Period	Total Amrt/Accr Since Purch	Remaining Disc / Prerm	Book Value
Road and Bridge General											
742651DS8	07/25/17	AGCY BULET	PEFCO 1.875 07/15/18		0.00	100.555	0.00	(1,113.70)	0.00	0.00	0.00
89233HL93	02/12/18	CP - DISC	Toyota Mtr Cr 0.000 11/09/18		3,000,000.00	98.455	2,953,650.00	15,793.32	39,654.99	6,685.01	2,993,304.99
3133EJAU3	02/08/18	AGCY BULET	FFCB 1.920 04/29/19		3,000,000.00	99.889	2,995,668.00	686.07	1,742.61	1,599.39	2,998,400.61
3135GUG23	02/08/18	AGCY CALL	FNMA 1.300 04/29/19	10/29/18	2,000,000.00	99.134	1,982,690.00	3,521.58	9,110.14	8,209.86	1,991,790.14
91282BR44	05/24/18	TREAS NOTE	U.S. Treasury 0.875 05/15/19		3,000,000.00	98.574	2,957,226.56	10,898.07	15,399.46	27,373.98	2,972,626.02
3137EAEH8	07/16/18	AGCY BULET	FHLMC 1.375 08/15/19		6,000,000.00	98.849	5,930,940.00	13,237.86	13,237.86	55,822.14	5,944,177.86
91282BU32	07/16/18	TREAS NOTE	U.S. Treasury 1.000 11/15/19		3,000,000.00	98.023	2,940,703.13	9,211.78	9,211.78	50,085.09	2,949,914.91
Total for Road and Bridge General							19,761,857.69	52,234.98	88,356.84	149,785.47	19,850,214.53
Tobacco Funds											
89233HM85	06/07/18	CP - DISC	Toyota Mtr Cr 0.000 12/03/18		1,000,000.00	98.822	988,215.83	6,056.67	7,636.67	4,147.50	995,852.50
313380FB8	06/08/18	AGCY BULET	FHLE 1.375 09/13/19		2,000,000.00	98.672	1,973,440.00	5,211.34	6,541.66	20,018.34	1,979,981.66
Total for Tobacco Funds							2,961,655.83	11,268.01	14,178.33	24,165.84	2,975,834.16
Total for Williamson County							287,943,533.09	581,919.76	803,957.95	842,508.96	298,747,491.04

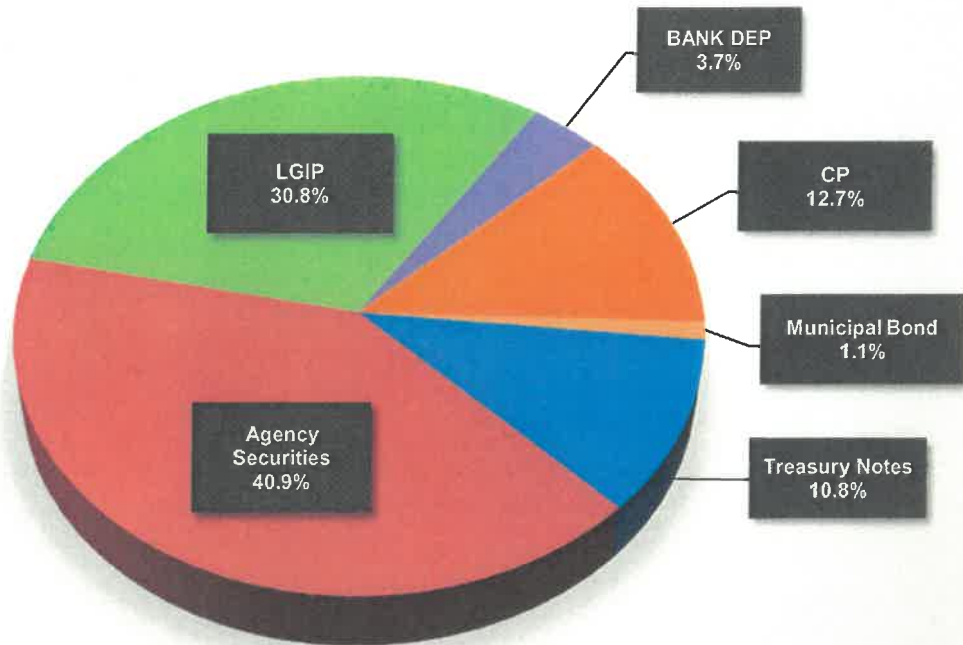
CUSIP	Security Type	Security Description	Pay Date	Interest	Principal	Total Amount
2013 Park Bond						
46640QKW0	CP - DISC	J.P.Morgan Sec 0.000 10/30/18	10/30/18	0.00	5,000,000.00	5,000,000.00
912828D23	TREAS NOTE	U.S. Treasury 1.625 04/30/19	10/31/18	40,625.00	0.00	40,625.00
912828V56	TREAS NOTE	U.S. Treasury 1.125 01/31/19	01/31/19	22,500.00	4,000,000.00	4,022,500.00
Total for 2013 Park Bond				63,125.00	9,000,000.00	9,063,125.00
2013 Road Bond						
3130ACM92	AGCY BULET	FHLB 1.500 10/21/19	10/21/18	75,000.00	0.00	75,000.00
912828LY4	TREAS NOTE	U.S. Treasury 3.375 11/15/19	11/15/18	168,750.00	0.00	168,750.00
3130ACYC2	AGCY BULET	FHLB 1.625 12/04/18	12/04/18	162,500.00	20,000,000.00	20,162,500.00
3130ABKQ8	AGCY CALL	FHLB 1.500 06/28/19	12/28/18	147,562.50	0.00	147,562.50
3130ADXU1	AGCY BULET	FHLB 2.320 01/09/20	01/09/19	87,000.00	0.00	87,000.00
3130ADG22	AGCY CALL	FHLB 2.090 01/23/20	01/23/19	104,500.00	0.00	104,500.00
912828V56	TREAS NOTE	U.S. Treasury 1.125 01/31/19	01/31/19	45,000.00	8,000,000.00	8,045,000.00
3133EHP23	AGCY BULET	FFCB 1.500 02/06/19	02/06/19	37,500.00	5,000,000.00	5,037,500.00
46640QPR6	CP - DISC	J.P.Morgan Sec 0.000 02/25/19	02/25/19	0.00	5,000,000.00	5,000,000.00
48306BQ57	CP - DISC	Kaiser Foundation Hospital 0.000 03/05/19	03/05/19	0.00	7,000,000.00	7,000,000.00
3133782M2	AGCY BULET	FHLB 1.500 03/08/19	03/08/19	120,000.00	16,120,000.00	16,120,000.00
3130A02T6	AGCY BULET	FHLB 2.375 09/13/19	03/13/19	65,312.50	0.00	65,312.50
Total for 2013 Road Bond				1,013,125.00	61,000,000.00	62,013,125.00
2015 CO Bonds						
4497W1L20	CP - DISC	ING Funding 0.000 11/02/18	11/02/18	0.00	7,000,000.00	7,000,000.00
912828P53	TREAS NOTE	U.S. Treasury 0.750 02/15/19	02/15/19	18,750.00	5,000,000.00	5,018,750.00
Total for 2015 CO Bonds				18,750.00	12,000,000.00	12,018,750.00
Conservation Fund						
46640QKW0	CP - DISC	J.P.Morgan Sec 0.000 10/30/18	10/30/18	0.00	1,000,000.00	1,000,000.00
3130A8Y72	AGCY BULET	FHLB 0.875 08/05/19	02/05/19	6,562.50	0.00	6,562.50
Total for Conservation Fund				6,562.50	1,000,000.00	1,006,562.50

CUSIP	Security Type	Security Description	Pay Date	Interest	Principal	Total Amount
City Clerk Record Mgmt & Preservation						
912828SH4	TREAS NOTE	U.S. Treasury 1.375 02/28/19	02/28/19	3,437.50	500,000.00	503,437.50
Total for City Clerk Record Mgmt & Preservation				3,437.50	500,000.00	503,437.50
City Clerk Records Archive						
912828SH4	TREAS NOTE	U.S. Treasury 1.375 02/28/19	02/28/19	3,437.50	500,000.00	503,437.50
Total for City Clerk Records Archive				3,437.50	500,000.00	503,437.50
Future Environmental Liability						
912828WD8	TREAS NOTE	U.S. Treasury 1.250 10/31/18	10/31/18	9,531.25	1,525,000.00	1,534,531.25
Total for Future Environmental Liability				9,531.25	1,525,000.00	1,534,531.25
General Fund - Core Investments						
23542JBD6	MUNICIPAL	Dallas Wtrwks & Swr 0.985 10/01/18	10/01/18	24,625.00	5,000,000.00	5,024,625.00
89233HK52	CP - DISC	Toyota Mfr Cr 0.000 10/05/18	10/05/18	0.00	7,000,000.00	7,000,000.00
3133ECZK4	AGCY CALL	FFCB 1.070 04/24/19	10/24/18	37,450.00	0.00	37,450.00
3133EFLY1	AGCY BULET	FFCB 0.930 10/29/18	10/29/18	23,250.00	5,000,000.00	5,023,250.00
3136G1KL2	AGCY CALL	FNMA 1.150 10/30/18	10/30/18	40,250.00	7,000,000.00	7,040,250.00
3135G0T86	AGCY CALL	FNMA 1.950 11/09/20	11/09/18	48,750.00	0.00	48,750.00
912828U32	TREAS NOTE	U.S. Treasury 1.000 11/15/19	11/15/18	10,000.00	0.00	10,000.00
3133EJRD3	AGCY BULET	FFCB 2.300 12/05/19	12/05/18	65,725.00	0.00	65,725.00
313379EE5	AGCY BULET	FHLB 1.625 06/14/19	12/14/18	40,625.00	0.00	40,625.00
3130A8Y72	AGCY BULET	FHLB 0.875 08/05/19	02/05/19	24,828.12	0.00	24,828.12
742651DG4	AGCY BULET	PEFCO 4.375 03/15/19	03/15/19	43,750.00	2,000,000.00	2,043,750.00
880591EV0	AGCY BULET	TVA 2.250 03/15/20	03/15/19	56,250.00	0.00	56,250.00
3133EJZZ5	AGCY CALL	FFCB 3.030 09/20/21	03/20/19	75,750.00	0.00	75,750.00
46640QJW4	CP - DISC	J.P.Morgan Sec 0.000 03/22/19	03/22/19	0.00	5,000,000.00	5,000,000.00
Total for General Fund - Core Investments				491,253.12	31,000,000.00	31,491,253.12

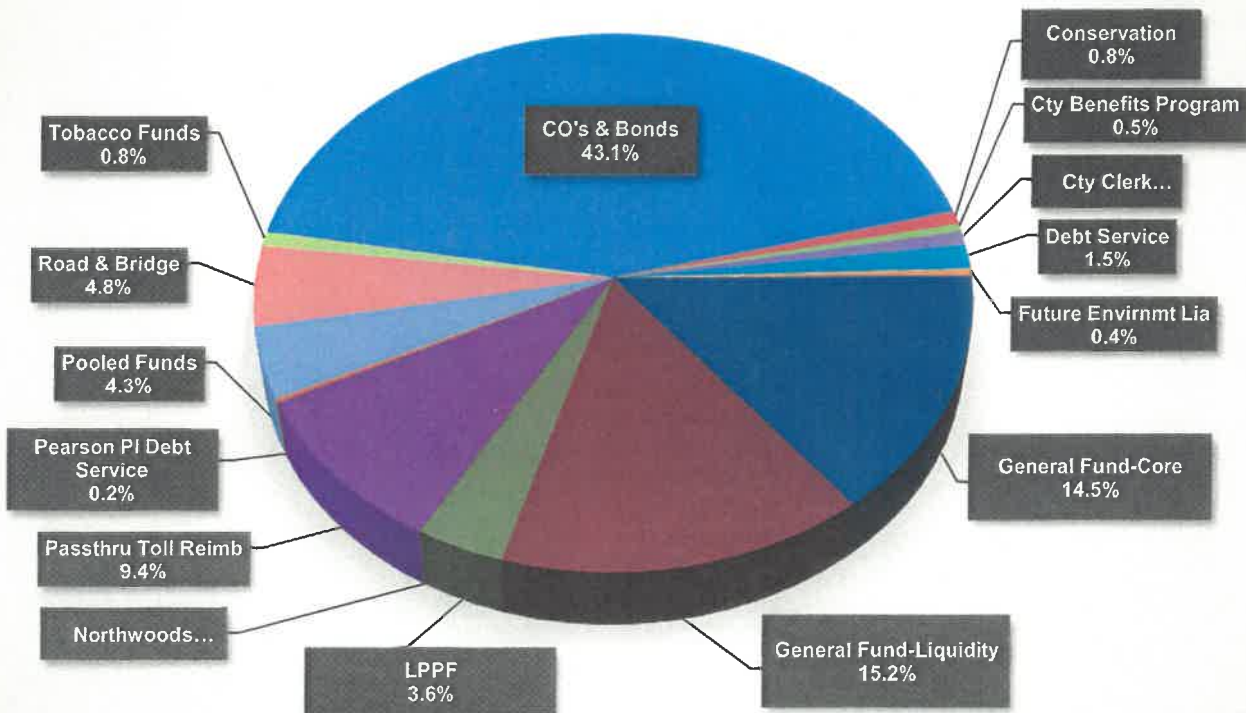
CUSIP	Security Type	Security Description	Pay Date	Interest	Principal	Total Amount
General Fund - Liquid Investments						
48306BL86	CP - DISC	Kaiser Foundation Hospital 0.000 11/08/18	11/08/18	0.00	7,000,000.00	7,000,000.00
9128282G4	TREAS NOTE	U.S. Treasury 0.875 09/15/19	03/15/19	30,625.00	0.00	30,625.00
Total for General Fund - Liquid Investments				30,625.00	7,000,000.00	7,030,625.00
Passthrough Toll Reimb						
31309AE1	AGCY BULET	FHLB 0.875 10/01/18	10/01/18	37,690.62	8,615,000.00	8,652,690.62
912828TV2	TREAS NOTE	U.S. Treasury 1.250 10/31/19	10/31/18	53,750.00	0.00	53,750.00
3133EJBZ1	AGCY BULET	FFCB 2.000 05/08/19	11/08/18	80,000.00	0.00	80,000.00
3133X72S2	AGCY BULET	FHLB 5.375 05/15/19	11/15/18	161,250.00	0.00	161,250.00
4497W1LM6	CP - DISC	ING Funding 0.000 11/21/18	11/21/18	0.00	10,000,000.00	10,000,000.00
313376BR5	AGCY BULET	FHLB 1.750 12/14/18	12/14/18	31,500.00	3,600,000.00	3,631,500.00
3133EJLU1	AGCY BULET	FFCB 2.420 01/24/20	01/24/19	66,550.00	0.00	66,550.00
Total for Passthrough Toll Reimb				430,740.62	22,215,000.00	22,645,740.62
Road and Bridge General						
3133EJAU3	AGCY BULET	FFCB 1.920 04/29/19	10/29/18	28,800.00	0.00	28,800.00
3135GGGZ3	AGCY CALL	FNMA 1.300 04/29/19	10/29/18	13,000.00	0.00	13,000.00
89233HL93	CP - DISC	Toyota Mtr Cr 0.000 11/09/18	11/09/18	0.00	3,000,000.00	3,000,000.00
912828R44	TREAS NOTE	U.S. Treasury 0.875 05/15/19	11/15/18	13,125.00	0.00	13,125.00
912828U32	TREAS NOTE	U.S. Treasury 1.000 11/15/19	11/15/18	15,000.00	0.00	15,000.00
3137EAEH8	AGCY BULET	FHLMC 1.375 08/15/19	02/15/19	41,250.00	0.00	41,250.00
Total for Road and Bridge General				111,175.00	3,000,000.00	3,111,175.00
Tobacco Funds						
89233HM35	CP - DISC	Toyota Mtr Cr 0.000 12/03/18	12/03/18	0.00	1,000,000.00	1,000,000.00
313390FB8	AGCY BULET	FHLB 1.375 09/13/19	03/13/19	13,750.00	0.00	13,750.00
Total for Tobacco Funds				13,750.00	1,000,000.00	1,013,750.00

CUSIP	Security Type	Security Description	Pay Date	Interest	Principal	Total Amount
Total for All Portfolios						
			October 2018	383,971.87	40,140,000.00	40,523,971.87
			November 2018	496,875.00	27,000,000.00	27,496,875.00
			December 2018	447,912.50	24,600,000.00	25,047,912.50
			January 2019	325,550.00	12,000,000.00	12,325,550.00
			February 2019	135,765.62	16,000,000.00	16,135,765.62
			March 2019	405,437.50	30,000,000.00	30,405,437.50
Total Projected Cash Flows for Williamson County				2,195,512.49	149,740,000.00	151,935,512.49

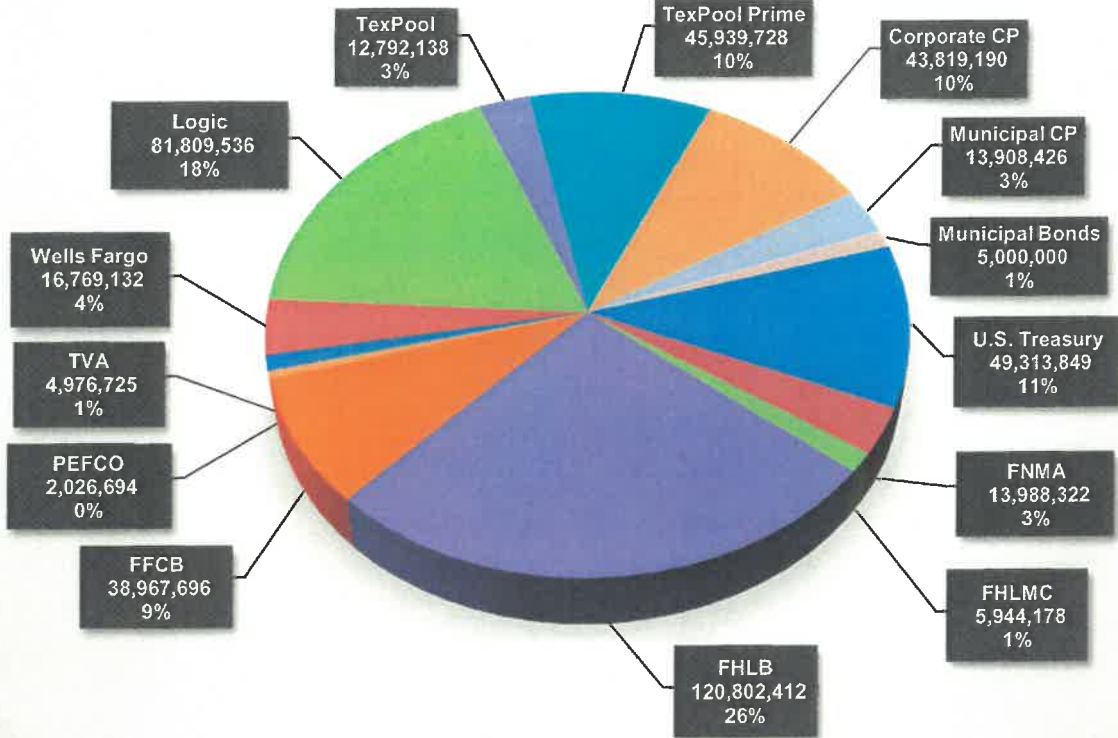
Investment By Type September 30, 2018



Investment By Fund September 30, 2018



Investments By Type September 30, 2018



Investments By Maturity September 30, 2018

