

TREASURER'S REPORT ON THE WILLIAMSON COUNTY FINANCES

IN THE MATTER OF COUNTY FINANCES  
IN THE HANDS OF D. SCOTT HESELMAYER  
TREASURER OF WILLIAMSON COUNTY, TEXAS

COMMISSIONERS' COURT  
WILLIAMSON COUNTY, TEXAS  
IN REGULAR SESSION  
JANUARY TERM 2019

IN ACCORDANCE with Section 114.026, Local Government Code, we the undersigned, constituting the entire Commissioners Court of said County, certify that on the \_\_\_\_ day of March, at the Regular term of Court, we compared and examined the monthly report of D. SCOTT HESELMAYER, Treasurer of Williamson County, Texas, for **September 2018**, and finding the same correct, entered an order in the Minutes approving said Report, which states total cash and other assets on hand as \$443,898,321.00.

\_\_\_\_\_  
Bill Gravell, County Judge

\_\_\_\_\_  
Terry Cook, Commissioner Pct. 1

\_\_\_\_\_  
Cynthia Long, Commissioner Pct. 2

\_\_\_\_\_  
Valerie Covey, Commissioner Pct. 3

\_\_\_\_\_  
Russ Boles, Commissioner Pct. 4

SWORN TO AND SUBSCRIBED BEFORE ME, by Bill Gravell, County Judge, and County Commissioners of said Williamson County, each respectively, on this the \_\_\_\_\_ day \_\_\_\_\_, A.D., 2019.

\_\_\_\_\_  
Attest: Nancy E. Rister, County Clerk  
Clerk of the Commissioners Court in and for  
Williamson County, Texas

\_\_\_\_\_  
By: Deputy

AGENDA DATE \_\_\_\_\_ AGENDA NUMBER \_\_\_\_\_

**WILLIAMSON COUNTY TREASURER**  
**TREASURER'S REPORT ON WILLIAMSON COUNTY FINANCES**  
**SEPTEMBER 2018**

**In Accordance with Texas Local Government Code Section 114.026**

**Contents:**

1. Cash Receipts and Disbursements and Investment Summary
2. Investment Report

WILLIAMSON COUNTY TREASURER  
TREASURER'S REPORT  
September 2018

**CASH RECEIPTS AND DISBURSEMENT**

	Beginning Balance	Receipts	Disbursements	Ending Balance
<b>General Operating</b>				
Cash	\$ 443,157.53	\$ 101,496,316.64	\$ 86,717,411.37	\$ 15,222,062.80
Investments - Texpool	\$ 33,764,760.94	\$ 1,494,431.29	\$ 6,531,003.86	\$ 28,728,188.37
Investments	\$ 312,264,159.58	\$ 13,983,331.47	\$ 28,147,194.29	\$ 298,100,296.76
Investments - Logic	\$ 94,079,948.12	\$ 25,654,088.29	\$ 37,924,500.00	\$ 81,809,536.41
<i>Total General Operating</i>	\$ 440,552,026.17	\$ 142,628,167.69	\$ 159,320,109.52	\$ 423,860,084.34
<b>Payroll Fund</b>				
Cash	\$ 2,498,450.94	\$ 12,429,747.51	\$ 13,261,627.43	\$ 1,666,571.02
<i>Total Payroll Fund</i>	\$ 2,498,450.94	\$ 12,429,747.51	\$ 13,261,627.43	\$ 1,666,571.02
<b>SO Commissary Fund</b>				
Cash	\$ 280,988.28	\$ 120.39		\$ 281,108.67
Investments - Texpool	\$ 1,533,237.11	\$ 2,514.48		\$ 1,535,751.59
<i>Total SO Commissary Fund</i>	\$ 1,814,225.39	\$ 2,634.87	\$ -	\$ 1,816,860.26
<b>LPPF (Local Provider Participation Fund)</b>				
Cash	\$ 6,928,080.14	\$ 103,492.02	\$ 7,031,572.16	
Investments - Texpool	\$ 9,494,638.86	\$ 7,060,166.52		\$ 16,554,805.38
<i>Total LPPF</i>	\$ 16,422,719.00	\$ 7,163,658.54	\$ 7,031,572.16	\$ 16,554,805.38
<b>Grand Total</b>	<b>\$ 461,287,421.50</b>	<b>\$ 162,224,208.61</b>	<b>\$ 179,613,309.11</b>	<b>\$ 443,898,321.00</b>

**INVESTMENT REPORT SUMMARY**

8/31/2018 9/31/2018

Total Book Value of Portfolio	\$461,995,667.66	\$456,058,025.71
Weighted Average Yield to Maturity	2.073%	2.040%
Weighted Average Days to Maturity	153	142
Total Earned Income for the Month	\$839,338.26	\$789,567.13

**WILLIAMSON COUNTY TREASURER  
TREASURER'S REPORT ON WILLIAMSON COUNTY FINANCES  
SEPTEMBER 2018**

**INVESTMENT REPORT SUMMARY**

**(as of September 30, 2018)**

Total Book Value of Portfolio:	\$456,058,025.71
Weighted Average Yield to Maturity:	2.040%
Weighted Average Days to Maturity:	142
Total Earned Income for the Month:	\$789,567.13


**FirstSouthwest**  
**AssetManagement**

A Hilltop Holdings Company.



## Investment Portfolio Summary

**Williamson County**



**WILLIAMSON**  
**COUNTY**  
1848

**For the Month Ended**

**September 30, 2018**

Prepared by  
FirstSouthwest Asset Management

**Report Name**

- Certification Page
- Executive Summary
- Benchmark Comparison
- Detail of Security Holdings
- Change in Value
- Earned Income
- Investment Transactions
- Amortization and Accretion
- Projected Fixed Income Cash Flows

**MARKET RECAP - SEPTEMBER 2018:**

As September began, the yield on the two-year Treasury note sat at 2.63%, right in the middle of a narrow range that had prevailed since mid-July. The 10-year T-note, meanwhile, was just 23 basis points higher at 2.86%. Within a few days, a string of strong data would spark a bond sell-off that would send yields sharply higher throughout the month. The ISM manufacturing index topped the most optimistic of forecasts, climbing above 61 for the first time since 2004 to 61.3. The prices paid index logged a second straight month in the stratosphere, dipping from 73.2 to 72.1. The ISM non-manufacturing index, which covers the much larger service sector that accounts for roughly 88% of the economy, surged from an 11-month low of 55.7 to 58.5 in August. While the ISM surveys are booming, the real fireworks came with the August employment report. Although the increase in non-farm payrolls was close to expectations at +201k and the unemployment rate held steady at 3.9%, average hourly earnings doubled forecasts with a +0.4% gain that took the year-over-year increase to +2.9% and the three month annualized pace above +3.0%. Taken together, the jobs data indicates a tight labor market where difficulty finding workers is restraining job growth and leading employers to respond with higher wages, stoking wage inflation fears. The overall strength seen in the early month indicators sent bond prices tumbling and would quickly push yields on the two-year and 10-year Treasury notes north of 2.80% and 3.00% respectively.

Contrary to the wage data, the producer and consumer price indexes both moderated in August. The headline producer price index fell -0.1% for the month and the year-over-year pace dropped from +3.2% to +2.8%, while core PPI retreated from +2.7% to +2.3% y-o-y. Consumer prices also eased as headline CPI was below forecast at +0.2%, taking the y-o-y rate down a tenth to +2.7%. Core CPI was even lower, up just +0.1% on the month with the y-o-y sliding from +2.4% to +2.2%. Consumer spending was weaker than expected in August but upward revisions to July kept the annual rate above 6% for a fourth straight month. Consumer confidence measures hover at or near recovery highs with Bloomberg's Consumer Comfort Index topping 60 for the first time since 2001, and the Conference Board's Consumer Confidence Index reaching a new 18-year high. Housing seems to be the one area exhibiting signs of weakness as higher prices and higher mortgage rates crimp affordability. Existing home sales were unchanged in August and are hovering at the lowest levels since early 2016.

By the time the Fed's FOMC met on September 26th, the third 25 basis point rate hike of 2018 was a foregone conclusion and the Fed obliged. Market fears of an overtly hawkish statement and more aggressive dot plot were not realized as the committee struck a balanced tone. The dot plot still indicates a hike in December, followed by three more in 2019 and one in 2020. Bond yields, having spent the month of September moving higher, were largely unchanged following the announcement. The two-year T-note closed the month at 2.82% while the 10-year settled at 3.06%. Stocks continued their trek higher with the Dow and the S&P 500 trading to record highs during the month.

---

**For the Month Ended**  
**September 30, 2018**

This report is prepared for the Williamson County (the "Entity") in accordance with Chapter 2256 of the Texas Public Funds Investment Act ("PFIA"). Section 2256.023(a) of the PFIA states that: "Not less than quarterly, the investment officer shall prepare and submit to the governing body of the entity a written report of the investment transactions for all funds covered by this chapter for the preceding reporting period." This report is signed by the Entity's investment officers and includes the disclosures required in the PFIA. To the extent possible, market prices have been obtained from independent pricing sources.

The investment portfolio complied with the PFIA and the Entity's approved Investment Policy and Strategy throughout the period. All investment transactions made in the portfolio during this period were made on behalf of the Entity and were made in full compliance with the PFIA and the approved Investment Policy.

**Officer Names and Titles:**



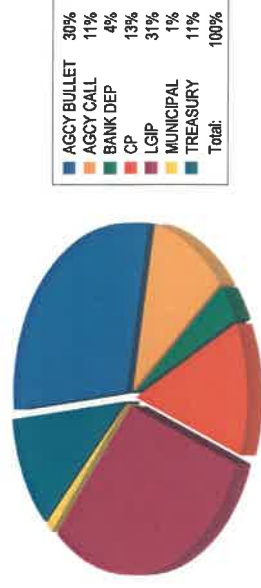
Name: D. Scott Heselmeier

Title: County Treasurer

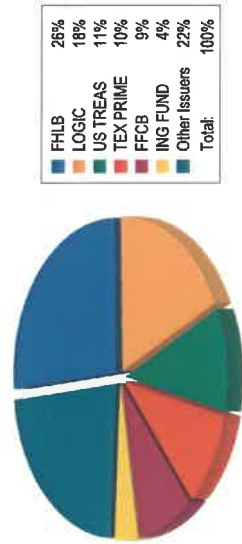
Account Summary

	Beginning Values as of 08/31/18	Ending Values as of 09/30/18
Par Value	462,781,508.09	456,900,534.67
Market Value	461,453,643.64	455,410,831.42
Book Value	461,955,667.66	456,058,025.71
Unrealized Gain/(Loss)	(502,024.02)	(647,194.29)
<b>Market Value %</b>	<b>99.89%</b>	<b>99.86%</b>
Weighted Avg. YTW	2.073%	2.040%
Weighted Avg. YTM	2.073%	2.040%

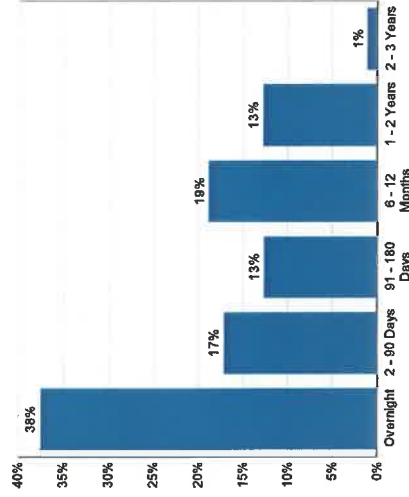
Allocation by Security Type



Allocation by Issuer

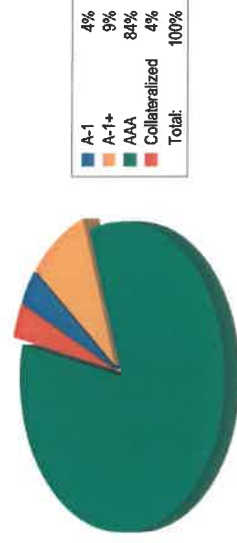


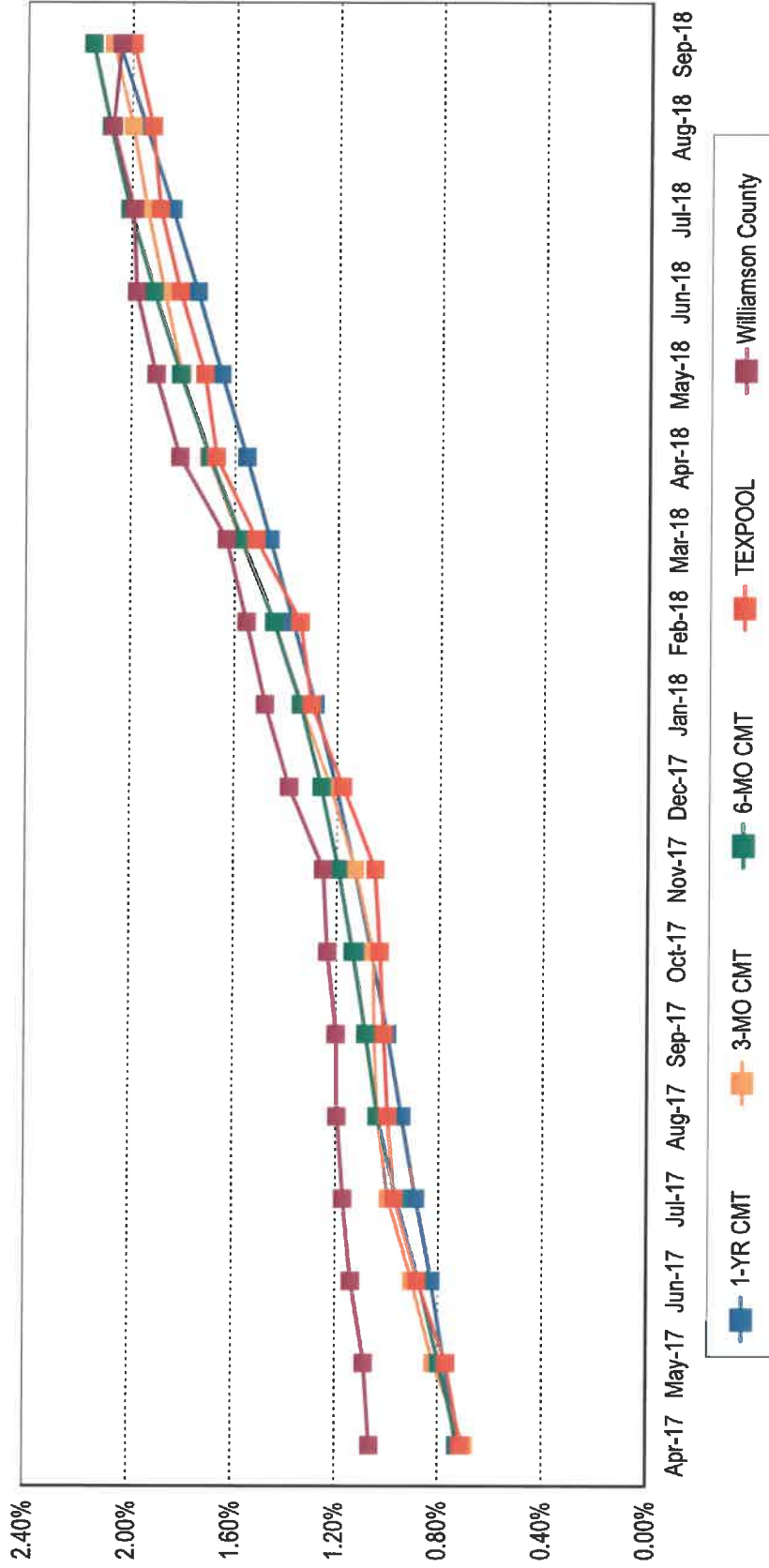
Maturity Distribution %



Weighted Average Days to Maturity: 142

Credit Quality





**Note 1:** CMT stands for Constant Maturity Treasury. This data is published in Federal Reserve Statistical Release H-15 and represents an average of all actively traded Treasury securities having that time remaining until maturity. This is a standard industry benchmark for Treasury securities. The CMT benchmarks are moving averages. The 3-month CMT is the daily average for the previous 3 months, the 6-month CMT is the daily average for the previous 6 months, and the 1-year and 2-year CMT's are the daily averages for the previous 12-months.

**Note 2:** Benchmark data for TexPool is the monthly average yield.



CUSIP	Settle Date	Sec. Type	Sec. Description	CPN	Mty Date	Next Call	Call Type	Par Value	Purch Price	Orig Cost	Book Value	Mkt Price	Market Value	Days to Mfky	Days to Call	YTM	YTW
<b>2013 Park Bond</b>																	
LOGIC		LGIP	LOGIC					10,638,297.62	100,000	10,638,297.62	10,638,297.62	100,000	10,638,297.62	1		2.211	2.211
46640QKW0	02/05/18	CP-DISC	J.P.Morgan Sec		10/30/18			5,000,000.00	98.428	4,921,383.33	4,991,461.10	99.801	4,990,050.00	30		2.154	2.154
912828V56	02/05/18	TREAS NOTE	U.S. Treasury	1.125	01/31/19			4,000,000.00	99.203	3,968,125.00	3,989,235.32	99.805	3,984,200.00	123		1.945	1.945
912828D23	07/18/18	TREAS NOTE	U.S. Treasury	1.625	04/30/19			5,000,000.00	99.453	4,972,656.25	4,979,737.60	99.523	4,976,150.00	212		2.330	2.330
<b>Total for 2013 Park Bond</b>									<b>99.441</b>	<b>24,500,462.20</b>	<b>24,598,731.64</b>	<b>99.799</b>	<b>24,588,897.62</b>	<b>69</b>		<b>2.180</b>	<b>2.180</b>
<b>2013 Road Bond</b>																	
LOGIC		LGIP	LOGIC					22,417,416.71	100,000	22,417,416.71	22,417,416.71	100,000	22,417,416.71	1		2.211	2.211
3130ACYC2	12/08/17	AGCY BULET	FHLB	1.625	12/04/18			20,000,000.00	99.910	19,982,000.00	19,996,804.00	99.897	19,979,400.00	65		1.717	1.717
912828V56	02/01/18	TREAS NOTE	U.S. Treasury	1.125	01/31/19			8,000,000.00	99.199	7,935,937.50	7,978,601.28	99.805	7,968,400.00	123		1.940	1.940
3133EHP23	12/08/17	AGCY BULET	FFCB	1.500	02/06/19			5,000,000.00	99.716	4,985,800.00	4,995,724.05	99.695	4,984,750.00	129		1.748	1.748
46640QPR6	08/30/18	CP-DISC	J.P.Morgan Sec		02/25/19			5,000,000.00	98.767	4,938,344.44	4,949,366.65	99.005	4,950,250.00	148		2.511	2.511
48308BQ57	09/06/18	CP-DISC	Kaiser Foundation Hospital		03/05/19			7,000,000.00	98.775	6,914,250.00	6,926,159.73	98.815	6,917,050.00	156		2.480	2.480
3133782M2	12/08/17	AGCY BULET	FHLB	1.500	03/08/19			6,000,000.00	99.675	5,980,500.00	5,993,169.18	99.631	5,977,860.00	159		1.763	1.763
3133782M2	12/18/17	AGCY BULET	FHLB	1.500	03/08/19			2,845,000.00	99.621	2,834,217.45	2,841,136.03	99.631	2,834,501.95	159		1.814	1.814
3133782M2	12/18/17	AGCY BULET	FHLB	1.500	03/08/19			7,155,000.00	99.621	7,127,882.55	7,145,282.37	99.631	7,128,598.05	159		1.814	1.814
3130ABKQ8	12/18/17	AGCY CALL	FHLB	1.500	06/28/19	12/28/2018	QRTLY	19,675,000.00	99.427	19,562,262.25	19,619,928.89	99.219	19,521,338.25	271	89	1.882	1.882
3130A02T6	04/11/18	AGCY BULET	FHLB	2.375	09/13/19			5,500,000.00	100.099	5,505,445.00	5,503,688.69	99.714	5,484,270.00	348		2.303	2.303
3130ACM92	08/21/18	AGCY BULET	FHLB	1.500	10/21/19			10,000,000.00	98.855	9,885,500.00	9,896,325.10	98.798	9,879,800.00	386		2.501	2.501
912828LY4	08/30/18	TREAS NOTE	U.S. Treasury	3.375	11/15/19			10,000,000.00	100.984	10,088,437.50	10,091,537.30	100.730	10,073,000.00	411		2.541	2.541
3130ADXU1	04/11/18	AGCY BULET	FHLB	2.320	01/09/20			7,500,000.00	99.929	7,494,675.00	7,496,008.28	99.463	7,459,725.00	466		2.363	2.363
3130ADG22	08/21/18	AGCY CALL	FHLB	2.090	01/23/20	1/23/2019	QRTLY	10,000,000.00	99.287	9,928,700.00	9,934,214.90	99.136	9,913,600.00	480	115	2.603	2.603
<b>Total for 2013 Road Bond</b>									<b>99.660</b>	<b>145,591,368.40</b>	<b>145,785,367.16</b>	<b>99.590</b>	<b>145,489,959.96</b>	<b>211</b>		<b>2.126</b>	<b>2.126</b>

CUSIP	Settle Date	Sec. Type	Sec. Description	CPN	Mty Date	Next Call	Call Type	Par Value	Purch Price	Orig Cost	Book Value	Mkt Price	Market Value	Days to Mty	Days to Call	YTM	YTW
<b>2015 CO Bonds</b>																	
LOGIC		LGIP	LOGIC					8,938,983.33	100.000	8,938,983.33	8,938,983.33	100.000	8,938,983.33	1		2.211	2.211
4497W1L20	02/05/18	CP - DISC	ING Funding		11/02/18			7,000,000.00	98.425	6,889,750.00	6,986,933.31	99.782	6,984,740.00	33		2.134	2.134
912828P53	02/05/18	TREAS NOTE	U.S. Treasury	0.750	02/15/19			5,000,000.00	98.766	4,938,281.25	4,977,517.20	99.410	4,970,500.00	138		1.970	1.970
<b>Total for 2015 CO Bonds</b>										<b>20,767,014.58</b>	<b>20,903,433.84</b>	<b>99.787</b>	<b>20,894,223.33</b>	<b>44</b>		<b>2.128</b>	<b>2.128</b>
<b>Conservation Fund</b>																	
TEXPRIME		LGIP	TexPool Prime					1,086,272.07	100.000	1,086,272.07	1,086,272.07	100.000	1,086,272.07	1		2.209	2.209
46640QKWO	02/06/18	CP - DISC	J.P. Morgan Sec		10/30/18			1,000,000.00	98.434	984,335.56	998,292.22	99.801	998,010.00	30		2.154	2.154
3130A8Y72	08/09/18	AGCY BULET	FHBL	0.875	08/05/19			1,500,000.00	98.429	1,476,435.00	1,479,855.89	98.564	1,478,460.00	309		2.493	2.493
<b>Total for Conservation Fund</b>										<b>3,547,042.63</b>	<b>3,564,420.18</b>	<b>99.348</b>	<b>3,562,742.07</b>	<b>137</b>		<b>2.311</b>	<b>2.311</b>
<b>County Benefits Program</b>																	
TEXPRIME		LGIP	TexPool Prime					2,082,238.93	100.000	2,082,238.93	2,082,238.93	100.000	2,082,238.93	1		2.209	2.209
<b>Total for County Benefits Program</b>										<b>2,082,238.93</b>	<b>2,082,238.93</b>	<b>100.000</b>	<b>2,082,238.93</b>	<b>1</b>		<b>2.209</b>	<b>2.209</b>
<b>Cy Clerk Record Mgmt &amp; Preservation</b>																	
TEXPOOL		LGIP	TexPool					1,428,647.47	100.000	1,428,647.47	1,428,647.47	100.000	1,428,647.47	1		1.995	1.995
912828SH4	03/01/18	TREAS NOTE	U.S. Treasury	1.375	02/28/19			500,000.00	99.293	496,464.84	498,523.60	99.598	497,990.00	151		2.095	2.095
<b>Total for Cy Clerk Record Mgmt &amp; Preservation</b>										<b>1,925,112.31</b>	<b>1,927,171.07</b>	<b>99.896</b>	<b>1,926,637.47</b>	<b>40</b>		<b>2.021</b>	<b>2.021</b>
<b>Cy Clerk Records Archive</b>																	
TEXPOOL		LGIP	TexPool					1,458,691.20	100.000	1,458,691.20	1,458,691.20	100.000	1,458,691.20	1		1.995	1.995
912828SH4	03/01/18	TREAS NOTE	U.S. Treasury	1.375	02/28/19			500,000.00	99.293	496,464.84	498,523.60	99.598	497,990.00	151		2.095	2.095
<b>Total for Cy Clerk Records Archive</b>										<b>1,955,156.04</b>	<b>1,957,214.80</b>	<b>99.896</b>	<b>1,956,661.20</b>	<b>39</b>		<b>2.021</b>	<b>2.021</b>

CUSIP	Settle Date	Sec. Type	Sec. Description	CPN	Mty Date	Next Call	Call Type	Par Value	Purch Price	Orig Cost	Book Value	Mkt Price	Market Value	Days to Mfhy	Days to Call	YTM	YTW
<b>Debt Service Fund</b>																	
TEXPRIME		LGIP	TexPool Prime					6,755,083.64	100.000	6,755,083.64	6,755,083.64	100.000	6,755,083.64	1		2.209	2.209
<b>Total for Debt Service Fund</b>									<b>100.000</b>	<b>6,755,083.64</b>	<b>6,755,083.64</b>	<b>100.000</b>	<b>6,755,083.64</b>	<b>1</b>		<b>2.209</b>	<b>2.209</b>
<b>Future Environmental Liability</b>																	
TEXPRIME		LGIP	TexPool Prime					341,313.50	100.000	341,313.50	341,313.50	100.000	341,313.50	1		2.209	2.209
912828WD8	12/01/17	TREAS NOTE	U.S. Treasury	1.250	10/31/18			1,525,000.00	99.648	1,519,638.67	1,524,520.88	99.934	1,523,993.50	31		1.639	1.639
<b>Total for Future Environmental Liability</b>									<b>99.713</b>	<b>1,860,952.17</b>	<b>1,865,834.38</b>	<b>99.946</b>	<b>1,865,307.00</b>	<b>26</b>		<b>1.743</b>	<b>1.743</b>
<b>General Fund - Core Investments</b>																	
23542JBD6	07/07/16	MUNICIPAL	Dallas Wtrwks & Swr	0.985	10/01/18			5,000,000.00	100.000	5,000,000.00	5,000,000.00	100.000	5,000,000.00	1		0.985	0.985
89233HK52	06/08/18	CP - DISC	Toyota Mfr Cr		10/05/18			7,000,000.00	99.233	6,946,317.78	6,996,195.54	99.958	6,997,060.00	5		2.338	2.338
3133EFLY1	10/29/15	AGCY BULET	FFCB	0.930	10/29/18			5,000,000.00	99.874	4,993,680.00	4,999,834.15	99.894	4,994,700.00	29		0.973	0.973
3136G1KL2	05/25/17	AGCY CALL	FNMA	1.150	10/30/18	Expired	QRTLY	7,000,000.00	99.750	6,982,500.00	6,999,009.43	99.915	6,994,050.00	30		1.327	1.327
74265IDG4	02/17/17	AGCY BULET	PEFCO	4.375	03/15/19			2,000,000.00	106.019	2,120,380.00	2,026,694.26	100.801	2,016,020.00	166		1.424	1.424
46840QJN4	06/29/18	CP - DISC	J.P.Morgan Sec		03/22/19			5,000,000.00	98.094	4,904,683.33	4,938,366.65	98.171	4,908,550.00	173		2.630	2.630
3133EGZK4	10/31/16	AGCY CALL	FFCB	1.070	04/24/19	Anytime	CONT	7,000,000.00	99.841	6,988,870.00	6,997,444.02	99.213	6,944,910.00	206	5	1.135	1.135
313379EE5	02/15/18	AGCY BULET	FHLB	1.625	06/14/19			5,000,000.00	99.353	4,967,650.00	4,982,841.10	99.372	4,968,600.00	257		2.120	2.120
3130A8Y72	05/16/18	AGCY BULET	FHLB	0.875	08/05/19			5,675,000.00	98.092	5,586,721.00	5,599,758.18	98.564	5,593,507.00	309		2.472	2.472
912828U32	07/16/18	TREAS NOTE	U.S. Treasury	1.000	11/15/19			2,000,000.00	98.023	1,960,468.75	1,966,609.94	98.148	1,962,960.00	411		2.518	2.518
3133EIRD3	06/12/18	AGCY BULET	FFCB	2.390	12/05/19			5,500,000.00	99.840	5,491,200.00	5,492,983.82	99.672	5,481,960.00	431		2.501	2.501
880591EV0	05/11/18	AGCY BULET	TVA	2.250	03/15/20			5,000,000.00	99.411	4,970,550.00	4,976,724.60	99.259	4,962,950.00	532		2.578	2.578
3135G0T86	11/09/17	AGCY CALL	FNMA	1.950	11/09/20	11/9/2018	QRTLY	5,000,000.00	99.930	4,996,500.00	4,997,522.50	98.017	4,900,850.00	771	40	1.974	1.974
<b>Total for General Fund - Core Investments</b>									<b>99.575</b>	<b>65,889,520.86</b>	<b>65,975,984.19</b>	<b>99.325</b>	<b>65,726,117.00</b>	<b>238</b>		<b>1.895</b>	<b>1.895</b>

CUSIP	Settle Date	Sec. Type	Sec. Description	CPN	Mty Date	Next Call	Call Type	Par Value	Purch Price	Orig Cost	Book Value	Mkt Price	Market Value	Days to Mty	Days to Call	YTM	YTW
<b>General Fund - Liquid Investments</b>																	
LOGIC		LGIP	LOGIC					37,470,751.37	100.000	37,470,751.37	37,470,751.37	100.000	37,470,751.37	1		2.211	2.211
TEXPOOL		LGIP	TexPool					2,498.89	100.000	2,498.89	2,498.89	100.000	2,498.89	1		1.995	1.995
TEXPRIME		LGIP	TexPool Prime					1,182,100.35	100.000	1,182,100.35	1,182,100.35	100.000	1,182,100.35	1		2.209	2.209
WF-CASH		BANK DEP	Wells Fargo					16,769,132.36	100.000	16,769,132.36	16,769,132.36	100.000	16,769,132.36	1		0.000	0.000
48306BL86	05/03/18	CP - DISC	Kaiser Foundation Hospital		11/08/18			7,000,000.00	98.740	6,911,800.00	6,982,266.69	99.724	6,980,880.00	39		2.431	2.431
9128282C4	09/21/18	TREAS NOTE	U.S. Treasury	0.875	09/15/19			7,000,000.00	98.332	6,883,242.19	6,886,500.88	98.348	6,884,360.00	350		2.504	2.604
<b>Total for General Fund - Liquid Investments</b>									<b>99.707</b>	<b>69,219,525.16</b>	<b>69,293,350.54</b>	<b>99.808</b>	<b>69,289,522.97</b>	<b>40</b>		<b>1.737</b>	<b>1.737</b>
<b>LPFF</b>																	
TEXPRIME		LGIP	TexPool Prime					16,554,805.38	100.000	16,554,805.38	16,554,805.38	100.000	16,554,805.38	1		2.209	2.209
<b>Total for LPFF</b>									<b>100.000</b>	<b>16,554,805.38</b>	<b>16,554,805.38</b>	<b>100.000</b>	<b>16,554,805.38</b>	<b>1</b>		<b>2.209</b>	<b>2.209</b>
<b>Northwoods Rd Debt Service Fund</b>																	
LOGIC		LGIP	LOGIC					23,235.94	100.000	23,235.94	23,235.94	100.000	23,235.94	1		2.211	2.211
<b>Total for Northwoods Rd Debt Service Fund</b>									<b>100.000</b>	<b>23,235.94</b>	<b>23,235.94</b>	<b>100.000</b>	<b>23,235.94</b>	<b>1</b>		<b>2.211</b>	<b>2.211</b>
<b>Northwoods Rd Operating Fund</b>																	
LOGIC		LGIP	LOGIC					34,350.74	100.000	34,350.74	34,350.74	100.000	34,350.74	1		2.211	2.211
<b>Total for Northwoods Rd Operating Fund</b>									<b>100.000</b>	<b>34,350.74</b>	<b>34,350.74</b>	<b>100.000</b>	<b>34,350.74</b>	<b>1</b>		<b>2.211</b>	<b>2.211</b>
<b>Pass Toll Series 2009</b>																	
TEXPRIME		LGIP	TexPool Prime					402,004.57	100.000	402,004.57	402,004.57	100.000	402,004.57	1		2.209	2.209
<b>Total for Pass Toll Series 2009</b>									<b>100.000</b>	<b>402,004.57</b>	<b>402,004.57</b>	<b>100.000</b>	<b>402,004.57</b>	<b>1</b>		<b>2.209</b>	<b>2.209</b>

CUSIP	Settle Date	Sec. Type	Sec. Description	CPN	Mty Date	Next Call	Call Type	Par Value	Purch Price	Orig Cost	Book Value	Mkt Price	Market Value	Days to Mty	Days to Call	YTM	YTW	
<b>Passthrough Toll Reimb</b>																		
LOGIC		LGIP	LOGIC					1,267,528.29	100.000	1,267,528.29	1,267,528.29	100.000	1,267,528.29	1		2.211	2.211	
3130A9AE1	09/08/17	AGCY BULET	FHLB	0.875	10/01/18			8,615,000.00	99.571	8,578,041.65	8,615,000.00	100.000	8,615,000.00	1		1.282	1.282	
4487W1LM6	03/01/18	CP-DISC	ING Funding		11/21/18			10,000,000.00	98.307	9,830,694.44	9,967,416.70	99.659	9,965,900.00	52		2.340	2.340	
313376BR5	09/22/17	AGCY BULET	FHLB	1.750	12/14/18			3,600,000.00	100.451	3,616,254.00	3,602,702.34	99.903	3,596,508.00	75		1.377	1.377	
3133EJBZ1	04/11/18	AGCY BULET	FFCB	2.000	05/08/19			8,000,000.00	99.799	7,983,920.00	7,990,938.40	99.715	7,977,200.00	220		2.190	2.190	
3133X7252	04/18/18	AGCY BULET	FHLB	5.375	05/15/19			6,000,000.00	103.316	6,198,960.00	6,115,711.08	101.773	6,106,380.00	227		2.234	2.234	
3133EJLU1	05/02/18	AGCY BULET	FFCB	2.420	01/24/20			5,500,000.00	99.820	5,490,100.00	5,492,370.90	99.605	5,478,275.00	481		2.528	2.528	
<b>Total for Passthrough Toll Reimb</b>													<b>153</b>	<b>43,006,791.29</b>	<b>100.062</b>	<b>43,051,567.71</b>	<b>2.025</b>	<b>2.025</b>
<b>Pearson Place Debt Service Fund</b>																		
LOGIC		LGIP	LOGIC					1,018,972.41	100.000	1,018,972.41	1,018,972.41	100.000	1,018,972.41	1		2.211	2.211	
<b>Total for Pearson Place Debt Service Fund</b>													<b>1</b>	<b>1,018,972.41</b>	<b>100.000</b>	<b>1,018,972.41</b>	<b>2.211</b>	<b>2.211</b>
<b>Pooled Funds</b>																		
TEXPOOL		LGIP	TexPool					9,877,151.68	100.000	9,877,151.68	9,877,151.68	100.000	9,877,151.68	1		1.995	1.995	
TEXPRIME		LGIP	TexPool Prime					9,613,150.72	100.000	9,613,150.72	9,613,150.72	100.000	9,613,150.72	1		2.209	2.209	
<b>Total for Pooled Funds</b>													<b>1</b>	<b>19,490,302.40</b>	<b>100.000</b>	<b>19,490,302.40</b>	<b>2.101</b>	<b>2.101</b>



CUSIP	Settle Date	Sec. Type	Sec. Description	CPN	Mty Date	Next Call	Call Type	Par Value	Purch Price	Orig Cost	Book Value	Mkt Price	Market Value	Days to Mty	Days to Call	YTM	YTW
<b>Road and Bridge General</b>																	
TEXPOOL		LGIP	TexPool					25,149.09	100.000	25,149.09	25,149.09	100.000	25,149.09	1		1.995	1.995
TEXPRIME		LGIP	TexPool Prime					2,132,151.98	100.000	2,132,151.98	2,132,151.98	100.000	2,132,151.98	1		2.209	2.209
89233HL93	02/12/18	CP - DISC	Toyota Mtr Cr		11/09/18			3,000,000.00	98.455	2,953,650.00	2,993,304.99	99.743	2,992,290.00	40		2.092	2.092
3133EJAU3	02/08/18	AGCY BULET	FFCB	1.920	04/29/19			3,000,000.00	99.889	2,996,658.00	2,998,400.61	99.685	2,990,550.00	211		2.013	2.013
3135GOG23	02/08/18	AGCY CALL	FNMA	1.300	04/29/19	10/29/2018	QRTLY	2,000,000.00	98.134	1,982,680.00	1,991,790.14	99.351	1,987,020.00	211	29	2.019	2.019
912828R44	05/24/18	TREAS NOTE	U.S. Treasury	0.875	05/15/19			3,000,000.00	98.574	2,957,226.56	2,972,626.02	99.016	2,970,480.00	227		2.362	2.362
3137EAEH8	07/16/18	AGCY BULET	FHLMC	1.375	08/15/19			6,000,000.00	98.849	5,930,940.00	5,944,177.86	98.961	5,937,660.00	319		2.460	2.460
912828U32	07/16/18	TREAS NOTE	U.S. Treasury	1.000	11/15/19			3,000,000.00	98.023	2,940,703.13	2,949,914.91	98.148	2,944,440.00	411		2.518	2.518
<b>Total for Road and Bridge General</b>									<b>98.928</b>	<b>21,919,158.76</b>	<b>22,007,515.60</b>	<b>99.202</b>	<b>21,979,741.07</b>	<b>225</b>		<b>2.279</b>	<b>2.279</b>
<b>Tobacco Funds</b>																	
TEXPRIME		LGIP	TexPool Prime					840,879.07	100.000	840,879.07	840,879.07	100.000	840,879.07	1		2.209	2.209
89233HM35	06/07/18	CP - DISC	Toyota Mtr Cr		12/03/18			1,000,000.00	98.822	988,215.83	995,652.50	99.607	996,070.00	64		2.398	2.398
313380FB8	06/08/18	AGCY BULET	FHLB	1.375	09/13/19			2,000,000.00	98.672	1,973,440.00	1,979,981.66	98.837	1,976,740.00	348		2.448	2.448
<b>Total for Tobacco Funds</b>									<b>99.004</b>	<b>3,802,534.90</b>	<b>3,816,713.23</b>	<b>99.294</b>	<b>3,813,669.07</b>	<b>197</b>		<b>2.382</b>	<b>2.382</b>
<b>Unlimited Tax Road Bonds - Series 2007</b>																	
TEXPRIME		LGIP	TexPool Prime					4,949,727.36	100.000	4,949,727.36	4,949,727.36	100.000	4,949,727.36	1		2.209	2.209
<b>Total for Unlimited Tax Road Bonds - Series 2007</b>									<b>100.000</b>	<b>4,949,727.36</b>	<b>4,949,727.36</b>	<b>100.000</b>	<b>4,949,727.36</b>	<b>1</b>		<b>2.209</b>	<b>2.209</b>
<b>Total for Williamson County</b>									<b>99.643</b>	<b>455,254,057.76</b>	<b>456,058,025.71</b>	<b>99.677</b>	<b>455,410,831.42</b>	<b>142</b>		<b>2.040</b>	<b>2.040</b>



CUSIP	Security Type	Security Description	08/31/18 Book Value	Cost of Purchases	Maturities / Calls / Sales	Amortization / Accretion	Realized Gain/(Loss)	09/30/18 Book Value	08/31/18 Market Value	09/30/18 Market Value	Change In Mkt Value
<b>2013 Park Bond</b>											
LOGIC	LGIP	LOGIC	11,249,312.84	0.00	(611,015.22)	0.00	0.00	10,638,297.62	11,249,312.84	10,638,297.62	(611,015.22)
46640QKW0	CP - DISC	J.P.Morgan Sec 0.000 10/30/18	4,982,627.80	0.00	0.00	8,833.30	0.00	4,991,461.10	4,982,150.00	4,990,050.00	7,900.00
912828V56	TREAS NOTE	U.S. Treasury 1.125 01/31/19	3,986,588.28	0.00	0.00	2,647.04	0.00	3,989,235.32	3,981,560.00	3,984,200.00	2,640.00
912828D23	TREAS NOTE	U.S. Treasury 1.625 04/30/19	4,976,905.05	0.00	0.00	2,832.55	0.00	4,979,737.60	4,976,350.00	4,976,150.00	(200.00)
<b>Total for 2013 Park Bond</b>			<b>25,195,433.97</b>	<b>0.00</b>	<b>(611,015.22)</b>	<b>14,312.89</b>	<b>0.00</b>	<b>24,586,731.64</b>	<b>25,189,372.84</b>	<b>24,586,697.62</b>	<b>(600,675.22)</b>
<b>2013 Road Bond</b>											
LOGIC	LGIP	LOGIC	33,069,304.17	0.00	(10,651,887.46)	0.00	0.00	22,417,416.71	33,069,304.17	22,417,416.71	(10,651,887.46)
3130ACYC2	AGCY BULET	FHLB 1.625 12/04/18	19,995,282.00	0.00	0.00	1,522.00	0.00	19,996,804.00	19,969,800.00	19,979,400.00	9,600.00
912828V56	TREAS NOTE	U.S. Treasury 1.125 01/31/19	7,973,339.28	0.00	0.00	5,262.00	0.00	7,978,601.28	7,963,120.00	7,968,400.00	5,280.00
3133EHP23	AGCY BULET	FFCB 1.500 02/06/19	4,994,697.85	0.00	0.00	1,026.20	0.00	4,995,724.05	4,982,650.00	4,984,750.00	2,100.00
46640QPR6	CP - DISC	J.P.Morgan Sec 0.000 02/25/19	4,939,033.35	0.00	0.00	10,333.30	0.00	4,949,366.65	4,937,450.00	4,950,250.00	12,800.00
48306BQ57	CP - DISC	Kaiser Foundation Hospital 0.000 03/05/19	0.00	6,914,250.00	0.00	11,909.73	0.00	6,926,159.73	0.00	6,917,050.00	6,917,050.00
3133782M2	AGCY BULET	FHLB 1.500 03/08/19	15,975,695.18	0.00	0.00	3,892.40	0.00	15,979,587.58	15,935,200.00	15,940,960.00	5,760.00
3130ABKQ8	AGCY CALL	FHLB 1.500 06/28/19	19,613,780.06	0.00	0.00	6,148.83	0.00	19,619,928.89	19,529,208.25	19,521,338.25	(7,870.00)
3130A0Z76	AGCY BULET	FHLB 2.375 09/13/19	5,504,005.05	0.00	0.00	(316.36)	0.00	5,503,688.69	5,492,245.00	5,484,270.00	(7,975.00)
3130ACM92	AGCY BULET	FHLB 1.500 10/21/19	9,888,207.30	0.00	0.00	8,121.80	0.00	9,896,329.10	9,886,800.00	9,879,800.00	(7,000.00)
912828LY4	TREAS NOTE	U.S. Treasury 3.375 11/15/19	10,098,006.20	0.00	0.00	(6,468.90)	0.00	10,091,537.30	10,098,400.00	10,073,000.00	(25,400.00)
3130ADXU1	AGCY BULET	FHLB 2.320 01/09/20	7,495,750.35	0.00	0.00	257.93	0.00	7,496,008.28	7,473,375.00	7,459,725.00	(13,650.00)
3130ADG22	AGCY CALL	FHLB 2.090 01/23/20	9,930,078.70	0.00	0.00	4,136.20	0.00	9,934,214.90	9,925,700.00	9,913,600.00	(12,100.00)
<b>Total for 2013 Road Bond</b>			<b>149,477,179.49</b>	<b>6,914,250.00</b>	<b>(10,651,887.46)</b>	<b>45,825.13</b>	<b>0.00</b>	<b>145,785,367.16</b>	<b>149,263,252.42</b>	<b>145,489,959.96</b>	<b>(3,773,292.46)</b>
<b>2015 CO Bonds</b>											
LOGIC	LGIP	LOGIC	416,891.96	8,522,091.37	0.00	0.00	0.00	8,938,983.33	416,891.96	8,938,983.33	8,522,091.37
89233HJ09	CP - DISC	Toyota Mfr Cr 0.000 09/28/18	7,989,020.00	0.00	(8,000,000.00)	10,980.00	0.00	0.00	7,987,760.00	0.00	(7,987,760.00)
4497W1L20	CP - DISC	ING Funding 0.000 11/02/18	6,974,683.31	0.00	0.00	12,250.00	0.00	6,986,933.31	6,973,400.00	6,984,740.00	11,340.00
912828P53	TREAS NOTE	U.S. Treasury 0.750 02/15/19	4,972,593.95	0.00	0.00	4,923.25	0.00	4,977,517.20	4,966,600.00	4,970,500.00	3,900.00
<b>Total for 2015 CO Bonds</b>			<b>20,353,189.22</b>	<b>8,522,091.37</b>	<b>(8,000,000.00)</b>	<b>28,153.25</b>	<b>0.00</b>	<b>20,903,433.84</b>	<b>20,344,651.96</b>	<b>20,894,233.33</b>	<b>549,571.37</b>



CUSIP	Security Type	Security Description	08/31/18 Book Value	Cost of Purchases	Maturities / Calls / Sales	Amortization / Accretion	Realized Gain/(Loss)	09/30/18 Book Value	08/31/18 Market Value	09/30/18 Market Value	Change in Mkt Value
<b>Conservation Fund</b>											
TEXPOOL	LGIP	TexPool	0.00	0.00	0.00	0.00	0.00	0.00	0.00	0.00	0.00
TEXPRIME	LGIP	TexPool Prime	1,089,296.23	0.00	(3,024.16)	0.00	0.00	1,086,272.07	1,089,296.23	1,086,272.07	(3,024.16)
46640CKW0	CP - DISC	J.P. Morgan Sec 0.000 10/30/18	996,525.56	0.00	0.00	1,766.66	0.00	998,292.22	996,430.00	998,010.00	1,580.00
31304872	AGCY BULET	FHLB 0.875 08/05/19	1,477,882.31	0.00	0.00	1,973.58	0.00	1,479,855.89	1,478,295.00	1,478,460.00	165.00
<b>Total for Conservation Fund</b>			<b>3,563,704.10</b>	<b>0.00</b>	<b>(3,024.16)</b>	<b>3,740.24</b>	<b>0.00</b>	<b>3,564,420.18</b>	<b>3,564,021.23</b>	<b>3,562,742.07</b>	<b>(1,279.16)</b>
<b>County Benefits Program</b>											
TEXPOOL	LGIP	TexPool	0.00	0.00	0.00	0.00	0.00	0.00	0.00	0.00	0.00
TEXPRIME	LGIP	TexPool Prime	2,078,465.98	3,772.95	0.00	0.00	0.00	2,082,238.93	2,078,465.98	2,082,238.93	3,772.95
<b>Total for County Benefits Program</b>			<b>2,078,465.98</b>	<b>3,772.95</b>	<b>0.00</b>	<b>0.00</b>	<b>0.00</b>	<b>2,082,238.93</b>	<b>2,078,465.98</b>	<b>2,082,238.93</b>	<b>3,772.95</b>
<b>City Clerk Record Mgmt &amp; Preservation</b>											
TEXPOOL	LGIP	TexPool	1,426,308.37	2,339.10	0.00	0.00	0.00	1,428,647.47	1,426,308.37	1,428,647.47	2,339.10
912828H4	TREAS NOTE	U.S. Treasury 1.375 02/28/19	498,228.32	0.00	0.00	295.28	0.00	498,523.60	497,815.00	497,990.00	175.00
<b>Total for City Clerk Record Mgmt &amp; Preservation</b>			<b>1,924,536.69</b>	<b>2,339.10</b>	<b>0.00</b>	<b>295.28</b>	<b>0.00</b>	<b>1,927,171.07</b>	<b>1,924,123.37</b>	<b>1,926,637.47</b>	<b>2,514.10</b>
<b>City Clerk Records Archive</b>											
TEXPOOL	LGIP	TexPool	1,456,302.91	2,388.29	0.00	0.00	0.00	1,458,691.20	1,456,302.91	1,458,691.20	2,388.29
912828H4	TREAS NOTE	U.S. Treasury 1.375 02/28/19	498,228.32	0.00	0.00	295.28	0.00	498,523.60	497,815.00	497,990.00	175.00
<b>Total for City Clerk Records Archive</b>			<b>1,954,531.23</b>	<b>2,388.29</b>	<b>0.00</b>	<b>295.28</b>	<b>0.00</b>	<b>1,957,214.80</b>	<b>1,954,117.91</b>	<b>1,956,681.20</b>	<b>2,563.29</b>
<b>Debt Service Fund</b>											
TEXPOOL	LGIP	TexPool	0.00	0.00	0.00	0.00	0.00	0.00	0.00	0.00	0.00
TEXPRIME	LGIP	TexPool Prime	5,844,620.79	910,462.85	0.00	0.00	0.00	6,755,083.64	5,844,620.79	6,755,083.64	910,462.85
<b>Total for Debt Service Fund</b>			<b>5,844,620.79</b>	<b>910,462.85</b>	<b>0.00</b>	<b>0.00</b>	<b>0.00</b>	<b>6,755,083.64</b>	<b>5,844,620.79</b>	<b>6,755,083.64</b>	<b>910,462.85</b>

CUSIP	Security Type	Security Description	08/31/18 Book Value	Cost of Purchases	Maturities / Calls / Sales	Amortization / Accretion	Realized Gain/(Loss)	09/30/18 Book Value	08/31/18 Market Value	09/30/18 Market Value	Change in Mkt Value
<b>Future Environmental Liability</b>											
TEXPRIME	LGIP	TexPool Prime	340,695.03	618.47	0.00	0.00	0.00	341,313.50	340,695.03	341,313.50	618.47
912828WD8	TREAS NOTE	U.S. Treasury 1.250 10/31/18	1,524,041.75	0.00	0.00	479.13	0.00	1,524,520.88	1,523,124.25	1,523,983.50	869.25
<b>Total for Future Environmental Liability</b>			<b>1,864,736.78</b>	<b>618.47</b>	<b>0.00</b>	<b>479.13</b>	<b>0.00</b>	<b>1,865,834.38</b>	<b>1,863,819.28</b>	<b>1,865,307.00</b>	<b>1,487.72</b>
<b>General Fund - Core Investments</b>											
3134G9NM5	AGCY CALL	FHLMC 1.150 09/28/18	5,500,000.00	0.00	(5,500,000.00)	0.00	0.00	0.00	5,496,865.00	0.00	(5,496,865.00)
23542JBD6	MUNICIPAL	Dallas Wtwks & Swr 0.985 10/01/18	5,000,000.00	0.00	0.00	0.00	0.00	5,000,000.00	4,994,950.00	5,000,000.00	5,050.00
89233HK52	CP - DISC	Toyota Mfr Cr 0.000 10/05/18	6,994,662.23	0.00	0.00	13,533.31	0.00	6,998,195.54	6,986,420.00	6,997,060.00	10,640.00
3133EFLY1	AGCY BULET	FFCB 0.930 10/29/18	4,999,656.45	0.00	0.00	177.70	0.00	4,999,834.15	4,990,450.00	4,994,700.00	4,250.00
313651KL2	AGCY CALL	FNMA 1.150 10/30/18	6,997,984.63	0.00	0.00	1,024.80	0.00	6,999,009.43	6,989,080.00	6,994,050.00	4,970.00
742651DG4	AGCY BULET	PEFCO 4.375 03/15/19	2,031,561.24	0.00	0.00	(4,866.98)	0.00	2,026,694.26	2,021,100.00	2,016,020.00	(5,080.00)
46640QCN4	CP - DISC	J.P.Morgan Sec 0.000 03/22/19	4,927,616.65	0.00	0.00	10,750.00	0.00	4,938,366.65	4,908,550.00	4,908,550.00	0.00
3133EGZK4	AGCY CALL	FFCB 1.070 04/24/19	6,997,068.12	0.00	0.00	375.90	0.00	6,997,444.02	6,941,270.00	6,944,910.00	3,640.00
313378EE5	AGCY BULET	FHLB 1.625 06/14/19	4,980,821.65	0.00	0.00	2,019.45	0.00	4,982,841.10	4,970,550.00	4,966,600.00	(1,950.00)
3130A8Y72	AGCY BULET	FHLB 0.875 08/05/19	5,592,386.93	0.00	0.00	7,371.25	0.00	5,599,758.18	5,592,882.75	5,593,507.00	624.25
912828U32	TREAS NOTE	U.S. Treasury 1.000 11/15/19	1,964,217.26	0.00	0.00	2,392.68	0.00	1,966,609.94	1,964,140.00	1,962,960.00	(1,180.00)
3135EJRD3	AGCY BULET	FFCB 2.390 12/05/19	5,492,492.89	0.00	0.00	480.93	0.00	5,492,983.82	5,486,965.00	5,481,960.00	(5,005.00)
880591EV0	AGCY BULET	TVA 2.250 03/15/20	4,975,405.30	0.00	0.00	1,319.30	0.00	4,976,724.60	4,967,800.00	4,962,950.00	(4,850.00)
3135G0T86	AGCY CALL	FNMA 1.950 11/09/20	4,997,426.70	0.00	0.00	95.80	0.00	4,997,522.50	4,914,150.00	4,900,850.00	(13,300.00)
<b>Total for General Fund - Core Investments</b>			<b>71,441,300.05</b>	<b>0.00</b>	<b>(5,500,000.00)</b>	<b>34,684.14</b>	<b>0.00</b>	<b>65,975,984.19</b>	<b>71,225,172.75</b>	<b>65,725,117.00</b>	<b>(5,499,055.75)</b>



CUSIP	Security Type	Security Description	08/31/18 Book Value	Cost of Purchases	Maturities / Calls / Sales	Amortization / Accretion	Realized Gain/(Loss)	09/30/18 Book Value	08/31/18 Market Value	09/30/18 Market Value	Change in Mkt Value
<b>General Fund - Liquid Investments</b>											
LOGIC	LGIP	LOGIC	46,114,056.76	0.00	(8,643,305.39)	0.00	0.00	37,470,751.37	46,114,056.76	37,470,751.37	(8,643,305.39)
TEXPOOL	LGIP	TexPool	1,833.62	665.27	0.00	0.00	0.00	2,498.89	1,833.62	2,498.89	665.27
TEXPRIME	LGIP	TexPool Prime	783,308.29	398,792.06	0.00	0.00	0.00	1,182,100.35	783,308.29	1,182,100.35	398,792.06
WF-CASH	BANK DEP	Wells Fargo	558,656.78	16,210,475.58	0.00	0.00	0.00	16,769,132.36	558,656.78	16,769,132.36	16,210,475.58
3616AKJA0	CP - DISC	GE Capital Treasury 0.000 09/10/18	6,996,815.00	0.00	(7,000,000.00)	3,185.00	0.00	0.00	6,996,220.00	0.00	(6,996,220.00)
46640QJMA	CP - DISC	J.P. Morgan Sec 0.000 09/21/18	6,992,416.69	0.00	(7,000,000.00)	7,583.31	0.00	0.00	6,991,810.00	0.00	(6,991,810.00)
3133EFLY1	AGCY BULET	FFCB 0.930 10/29/18	0.00	0.00	0.00	0.00	0.00	0.00	0.00	0.00	0.00
313861KL2	AGCY CALL	FNMA 1.150 10/30/18	0.00	0.00	0.00	0.00	0.00	0.00	0.00	0.00	0.00
48306BL86	CP - DISC	Kaiser Foundation Hospital 0.000 11/08/18	6,988,266.69	0.00	0.00	14,000.00	0.00	6,982,266.69	6,988,266.69	6,980,680.00	12,180.00
3133EGZK4	AGCY CALL	FFCB 1.070 04/24/19	0.00	0.00	0.00	0.00	0.00	0.00	0.00	0.00	0.00
9128282G4	TREAS NOTE	U.S. Treasury 0.875 09/15/19	0.00	6,883,242.19	0.00	3,258.69	0.00	6,886,500.88	0.00	6,884,360.00	6,884,360.00
<b>Total for General Fund - Liquid Investments</b>			<b>68,415,353.83</b>	<b>23,493,175.10</b>	<b>(22,643,305.39)</b>	<b>28,027.00</b>	<b>0.00</b>	<b>69,293,250.54</b>	<b>68,414,385.45</b>	<b>69,289,522.97</b>	<b>875,137.52</b>
<b>LPPF</b>											
TEXPRIME	LGIP	TexPool Prime	9,494,638.86	7,060,166.52	0.00	0.00	0.00	16,554,805.38	9,494,638.86	16,554,805.38	7,060,166.52
<b>Total for LPPF</b>			<b>9,494,638.86</b>	<b>7,060,166.52</b>	<b>0.00</b>	<b>0.00</b>	<b>0.00</b>	<b>16,554,805.38</b>	<b>9,494,638.86</b>	<b>16,554,805.38</b>	<b>7,060,166.52</b>
<b>Northwoods Rd Debt Service Fund</b>											
LOGIC	LGIP	LOGIC	24,260.54	0.00	(1,024.60)	0.00	0.00	23,235.94	24,260.54	23,235.94	(1,024.60)
<b>Total for Northwoods Rd Debt Service Fund</b>			<b>24,260.54</b>	<b>0.00</b>	<b>(1,024.60)</b>	<b>0.00</b>	<b>0.00</b>	<b>23,235.94</b>	<b>24,260.54</b>	<b>23,235.94</b>	<b>(1,024.60)</b>
<b>Northwoods Rd Operating Fund</b>											
LOGIC	LGIP	LOGIC	34,288.44	62.30	0.00	0.00	0.00	34,350.74	34,288.44	34,350.74	62.30
<b>Total for Northwoods Rd Operating Fund</b>			<b>34,288.44</b>	<b>62.30</b>	<b>0.00</b>	<b>0.00</b>	<b>0.00</b>	<b>34,350.74</b>	<b>34,288.44</b>	<b>34,350.74</b>	<b>62.30</b>



CUSIP	Security Type	Security Description	08/31/18 Book Value	Cost of Purchases	Maturities / Calls / Sales	Amortization / Accretion	Realized Gain/(Loss)	09/30/18 Book Value	08/31/18 Market Value	09/30/18 Market Value	Change in Mkt Value
<b>Pass Toll Series 2009</b>											
TEXPRIME	LGIP	TexPool Prime	411,214.22	0.00	(9,209.65)	0.00	0.00	402,004.57	411,214.22	402,004.57	(9,209.65)
<b>Total for Pass Toll Series 2009</b>			<b>411,214.22</b>	<b>0.00</b>	<b>(9,209.65)</b>	<b>0.00</b>	<b>0.00</b>	<b>402,004.57</b>	<b>411,214.22</b>	<b>402,004.57</b>	<b>(9,209.65)</b>
<b>Passthrough Toll Reimb</b>											
LOGIC	LGIP	LOGIC	2,154,323.60	0.00	(886,795.31)	0.00	0.00	1,267,528.29	2,154,323.60	1,267,528.29	(886,795.31)
3130A9AE1	AGCY BULET	FHLB 0.875 10/01/18	8,612,095.71	0.00	0.00	2,904.29	0.00	8,615,000.00	8,606,557.30	8,615,000.00	8,442.70
4497W1LM6	CP - DISC	ING Funding 0.000 11/21/18	9,948,250.00	0.00	0.00	19,166.70	0.00	9,967,416.70	9,948,600.00	9,965,900.00	17,300.00
313376BR5	AGCY BULET	FHLB 1.750 12/14/18	3,603,812.90	0.00	0.00	(1,110.56)	0.00	3,602,702.34	3,595,068.00	3,595,508.00	1,440.00
3138EJBJ1	AGCY BULET	FFCB 2.000 05/08/19	7,989,696.88	0.00	0.00	1,241.52	0.00	7,990,938.40	7,978,560.00	7,977,200.00	(1,360.00)
3133X7S2	AGCY BULET	FHLB 5.375 05/15/19	6,131,070.24	0.00	0.00	(15,359.16)	0.00	6,115,711.08	6,120,240.00	6,106,380.00	(13,860.00)
3133EJLU1	AGCY BULET	FFCB 2.420 01/24/20	5,491,893.94	0.00	0.00	476.96	0.00	5,492,370.90	5,485,700.00	5,478,275.00	(7,425.00)
<b>Total for Passthrough Toll Reimb</b>			<b>43,931,143.27</b>	<b>0.00</b>	<b>(886,795.31)</b>	<b>7,319.75</b>	<b>0.00</b>	<b>43,051,667.71</b>	<b>43,889,048.50</b>	<b>43,005,791.29</b>	<b>(882,257.51)</b>
<b>Pearson Place Debt Service Fund</b>											
LOGIC	LGIP	LOGIC	1,017,509.81	1,462.60	0.00	0.00	0.00	1,018,972.41	1,017,509.81	1,018,972.41	1,462.60
<b>Total for Pearson Place Debt Service Fund</b>			<b>1,017,509.81</b>	<b>1,462.60</b>	<b>0.00</b>	<b>0.00</b>	<b>0.00</b>	<b>1,018,972.41</b>	<b>1,017,509.81</b>	<b>1,018,972.41</b>	<b>1,462.60</b>
<b>Pooled Funds</b>											
TEXPOOL	LGIP	TexPool	8,971,752.60	905,995.08	0.00	0.00	0.00	9,877,151.68	8,971,752.60	9,877,151.68	905,399.08
TEXPRIME	LGIP	TexPool Prime	8,856,876.91	756,273.81	0.00	0.00	0.00	9,613,150.72	8,856,876.91	9,613,150.72	756,273.81
<b>Total for Pooled Funds</b>			<b>17,828,629.51</b>	<b>1,661,672.89</b>	<b>0.00</b>	<b>0.00</b>	<b>0.00</b>	<b>19,490,302.40</b>	<b>17,828,629.51</b>	<b>19,490,302.40</b>	<b>1,661,672.89</b>



CUSIP	Security Type	Security Description	08/31/18 Book Value	Cost of Purchases	Maturities / Calls / Sales	Amortization / Accretion	Realized Gain/(Loss)	09/30/18 Book Value	08/31/18 Market Value	09/30/18 Market Value	Change in Mkt Value
<b>Road and Bridge General</b>											
TEXPOOL	LGIP	TexPool	25,107.91	41.18	0.00	0.00	0.00	25,149.09	25,107.91	25,149.09	41.18
TEXPRIME	LGIP	TexPool Prime	8,118,552.54	0.00	(5,986,400.56)	0.00	0.00	2,132,151.98	8,118,552.54	2,132,151.98	(5,986,400.56)
8923HL93	CP - DISC	Toyota Mtr Cr 0.000 11/09/18	2,988,155.01	0.00	0.00	5,149.98	0.00	2,993,304.99	2,987,520.00	2,992,290.00	4,770.00
3133EJAU3	AGCY BULET	FFCB 1.920 04/29/19	2,998,171.92	0.00	0.00	228.69	0.00	2,998,400.61	2,990,890.00	2,990,550.00	(330.00)
3135GUG23	AGCY CALL	FNMA 1.300 04/29/19	1,990,616.28	0.00	0.00	1,173.86	0.00	1,991,790.14	1,985,760.00	1,987,020.00	1,260.00
912828R44	TREAS NOTE	U.S. Treasury 0.875 05/15/19	2,969,072.28	0.00	0.00	3,553.74	0.00	2,972,626.02	2,969,070.00	2,970,480.00	1,410.00
3137EAH8	AGCY BULET	FHLMC 1.375 08/15/19	5,938,881.90	0.00	0.00	5,295.96	0.00	5,944,177.86	5,939,700.00	5,937,660.00	(2,040.00)
912828U32	TREAS NOTE	U.S. Treasury 1.000 11/15/19	2,946,325.89	0.00	0.00	3,589.02	0.00	2,949,914.91	2,946,210.00	2,944,440.00	(1,770.00)
<b>Total for Road and Bridge General</b>			<b>27,974,663.73</b>	<b>41.18</b>	<b>(5,986,400.56)</b>	<b>18,991.25</b>	<b>0.00</b>	<b>22,007,515.60</b>	<b>27,962,800.45</b>	<b>21,979,741.07</b>	<b>(5,983,059.38)</b>
<b>Tobacco Funds</b>											
TEXPOOL	LGIP	TexPool	0.00	0.00	0.00	0.00	0.00	0.00	0.00	0.00	0.00
TEXPRIME	LGIP	TexPool Prime	1,210,386.50	0.00	(369,507.43)	0.00	0.00	840,879.07	1,210,386.50	840,879.07	(369,507.43)
8923HM35	CP - DISC	Toyota Mtr Cr 0.000 12/03/18	993,877.50	0.00	0.00	1,975.00	0.00	995,852.50	994,100.00	996,070.00	1,970.00
313380FB8	AGCY BULET	FHLB 1.375 09/13/19	1,978,240.72	0.00	0.00	1,740.94	0.00	1,979,981.66	1,977,220.00	1,976,740.00	(480.00)
<b>Total for Tobacco Funds</b>			<b>4,182,504.72</b>	<b>0.00</b>	<b>(369,507.43)</b>	<b>3,715.94</b>	<b>0.00</b>	<b>3,816,713.23</b>	<b>4,181,706.50</b>	<b>3,813,665.07</b>	<b>(368,017.43)</b>
<b>Unlimited Tax Road Bonds - Series 2007</b>											
TEXPOOL	LGIP	TexPool	0.00	0.00	0.00	0.00	0.00	0.00	0.00	0.00	0.00
TEXPRIME	LGIP	TexPool Prime	4,943,542.43	6,184.93	0.00	0.00	0.00	4,949,727.36	4,943,542.43	4,949,727.36	6,184.93
<b>Total for Unlimited Tax Road Bonds - Series 2007</b>			<b>4,943,542.43</b>	<b>6,184.93</b>	<b>0.00</b>	<b>0.00</b>	<b>0.00</b>	<b>4,949,727.36</b>	<b>4,943,542.43</b>	<b>4,949,727.36</b>	<b>6,184.93</b>
<b>Total for Williamson County</b>			<b>461,955,667.66</b>	<b>48,578,688.55</b>	<b>(54,662,169.78)</b>	<b>185,839.28</b>	<b>0.00</b>	<b>456,059,025.71</b>	<b>461,463,643.64</b>	<b>455,410,031.42</b>	<b>(6,042,612.22)</b>



**Williamson County**  
**Earned Income**  
 From 08/31/2018 to 09/30/2018

CUSIP	Security Type	Security Description	Beg. Accrued	Interest Earned	Interest Rec'd / Sold / Matured	Interest Purchased	Ending Accrued	Disc Accr / Prem Amort	Net Income
<b>2013 Park Bond</b>									
LOGIC	LGIP	LOGIC	0.00	19,697.98	19,697.98	0.00	0.00	0.00	19,697.98
46640QKW0	CP - DISC	J.P.Morgan Sec 0.000 10/30/18	0.00	0.00	0.00	0.00	0.00	8,833.30	8,833.30
912828V56	TREAS NOTE	U.S. Treasury 1.125 01/31/19	3,913.04	3,668.48	0.00	0.00	7,581.52	2,647.04	6,315.52
912828D23	TREAS NOTE	U.S. Treasury 1.625 04/30/19	27,377.72	6,623.64	0.00	0.00	34,001.36	2,832.55	9,456.19
<b>Total for 2013 Park Bond</b>			<b>31,290.76</b>	<b>29,990.10</b>	<b>19,697.98</b>	<b>0.00</b>	<b>41,582.88</b>	<b>14,312.89</b>	<b>44,302.99</b>
<b>2013 Road Bond</b>									
LOGIC	LGIP	LOGIC	0.00	45,461.05	45,461.05	0.00	0.00	0.00	45,461.05
3130ACYC2	AGCY BULET	FHLB 1.625 12/04/18	76,541.67	27,083.33	0.00	0.00	105,625.00	1,522.00	28,605.33
912828V56	TREAS NOTE	U.S. Treasury 1.125 01/31/19	7,826.09	7,336.95	0.00	0.00	15,163.04	5,262.00	12,598.95
3133EHP23	AGCY BULET	FFCB 1.500 02/06/19	5,208.33	6,250.00	0.00	0.00	11,458.33	1,026.20	7,276.20
46640QPR6	CP - DISC	J.P.Morgan Sec 0.000 02/25/19	0.00	0.00	0.00	0.00	0.00	10,333.30	10,333.30
48308BQ57	CP - DISC	Kaiser Foundation Hospital 0.000 03/05/19	0.00	0.00	0.00	0.00	0.00	11,909.73	11,909.73
3133782M2	AGCY BULET	FHLB 1.500 03/08/19	115,333.34	20,000.00	120,000.00	0.00	15,333.34	3,892.40	23,892.40
3130ABKQ8	AGCY CALL	FHLB 1.500 06/28/19	51,646.88	24,593.75	0.00	0.00	76,240.63	6,148.83	30,742.58
3130A02T6	AGCY BULET	FHLB 2.375 09/13/19	60,968.33	10,885.42	65,312.50	0.00	6,531.25	(316.36)	10,569.06
3130ACMB2	AGCY BULET	FHLB 1.500 10/21/19	54,166.67	12,500.00	0.00	0.00	66,666.67	8,121.80	20,621.80
912828LY4	TREAS NOTE	U.S. Treasury 3.375 11/15/19	99,966.03	27,513.59	0.00	0.00	127,479.62	(6,468.90)	21,044.69
3130ADXU1	AGCY BULET	FHLB 2.320 01/09/20	25,133.33	14,500.00	0.00	0.00	39,633.33	257.93	14,767.93
3130ADG22	AGCY CALL	FHLB 2.090 01/23/20	22,061.11	17,416.67	0.00	0.00	39,477.78	4,136.20	21,552.87
<b>Total for 2013 Road Bond</b>			<b>520,841.78</b>	<b>213,540.76</b>	<b>230,773.55</b>	<b>0.00</b>	<b>503,608.99</b>	<b>45,825.13</b>	<b>259,365.89</b>
<b>2015 CO Bonds</b>									
LOGIC	LGIP	LOGIC	0.00	2,419.33	2,419.33	0.00	0.00	0.00	2,419.33
89238JU9	CP - DISC	Toyota Mir Cr 0.000 09/28/18	0.00	0.00	0.00	0.00	0.00	10,980.00	10,980.00
4497W1L20	CP - DISC	ING Funding 0.000 11/02/18	0.00	0.00	0.00	0.00	0.00	12,250.00	12,250.00
912828P53	TREAS NOTE	U.S. Treasury 0.750 02/15/19	1,732.34	3,057.06	0.00	0.00	4,789.40	4,923.25	7,980.31
<b>Total for 2015 CO Bonds</b>			<b>1,732.34</b>	<b>5,476.39</b>	<b>2,419.33</b>	<b>0.00</b>	<b>4,789.40</b>	<b>28,153.25</b>	<b>33,629.64</b>



CUSIP	Security Type	Security Description	Beg. Accrued	Interest Earned	Interest Rec'd / Sold / Matured	Interest Purchased	Ending Accrued	Disc Accr / Prem Amort	Net Income
<b>Conservation Fund</b>									
TEXPRIME	LGIP	TexPool Prime	0.00	1,975.84	1,975.84	0.00	0.00	0.00	1,975.84
46640QKW0	CP - DISC	J.P.Morgan Sec 0.000 10/30/18	0.00	0.00	0.00	0.00	0.00	1,766.66	1,766.66
3130A8Y72	AGCY BULET	FHLB 0.875 09/05/19	947.92	1,093.75	0.00	0.00	2,041.67	1,973.58	3,067.33
<b>Total for Conservation Fund</b>			<b>947.92</b>	<b>3,069.59</b>	<b>1,975.84</b>	<b>0.00</b>	<b>2,041.67</b>	<b>3,740.24</b>	<b>6,809.83</b>
<b>County Benefits Program</b>									
TEXPRIME	LGIP	TexPool Prime	0.00	3,772.95	3,772.95	0.00	0.00	0.00	3,772.95
<b>Total for County Benefits Program</b>			<b>0.00</b>	<b>3,772.95</b>	<b>3,772.95</b>	<b>0.00</b>	<b>0.00</b>	<b>0.00</b>	<b>3,772.95</b>
<b>Cty Clerk Record Mgmt &amp; Preservation</b>									
TEXPOOL	LGIP	TexPool	0.00	2,339.10	2,339.10	0.00	0.00	0.00	2,339.10
912828SH4	TREAS NOTE	U.S. Treasury 1.375 02/28/19	18.99	568.75	0.00	0.00	588.74	295.28	865.03
<b>Total for Cty Clerk Record Mgmt &amp; Preservation</b>			<b>18.99</b>	<b>2,908.85</b>	<b>2,339.10</b>	<b>0.00</b>	<b>588.74</b>	<b>295.28</b>	<b>3,204.13</b>
<b>Cty Clerk Records Archive</b>									
TEXPOOL	LGIP	TexPool	0.00	2,388.29	2,388.29	0.00	0.00	0.00	2,388.29
912828SH4	TREAS NOTE	U.S. Treasury 1.375 02/28/19	18.99	568.75	0.00	0.00	588.74	295.28	865.03
<b>Total for Cty Clerk Records Archive</b>			<b>18.99</b>	<b>2,958.04</b>	<b>2,388.29</b>	<b>0.00</b>	<b>588.74</b>	<b>295.28</b>	<b>3,253.32</b>
<b>Debt Service Fund</b>									
TEXPRIME	LGIP	TexPool Prime	0.00	11,340.07	11,340.07	0.00	0.00	0.00	11,340.07
<b>Total for Debt Service Fund</b>			<b>0.00</b>	<b>11,340.07</b>	<b>11,340.07</b>	<b>0.00</b>	<b>0.00</b>	<b>0.00</b>	<b>11,340.07</b>

CUSIP	Security Type	Security Description	Beg. Accrued	Interest Earned	Interest Rec'd / Sold / Matured	Interest Purchased	Ending Accrued	Disc Accr / Prem Amort	Net Income
<b>Future Environmental Liability</b>									
TEXPRIME	LGIP	TexPool Prime	0.00	618.47	618.47	0.00	0.00	0.00	618.47
912828WD8	TREAS NOTE	U.S. Treasury 1.250 10/31/18	6,423.23	1,554.01	0.00	0.00	7,977.24	479.13	2,033.14
<b>Total for Future Environmental Liability</b>			<b>6,423.23</b>	<b>2,172.48</b>	<b>618.47</b>	<b>0.00</b>	<b>7,977.24</b>	<b>479.13</b>	<b>2,651.61</b>
<b>General Fund - Core Investments</b>									
3134G9NM5	AGCY CALL	FHLMC 1.150 09/28/18	26,881.25	4,743.75	31,625.00	0.00	0.00	0.00	4,743.75
23542JBD6	MUNICIPAL	Dallas Wtrwks & Svr 0.985 10/01/18	20,520.83	4,104.17	0.00	0.00	24,625.00	0.00	4,104.17
89233HK52	CP - DISC	Toyota Mir Cr 0.000 10/05/18	0.00	0.00	0.00	0.00	0.00	13,533.31	13,533.31
3133EFLY1	AGCY BULET	FFCB 0.930 10/29/18	15,788.33	3,875.00	0.00	0.00	19,633.33	177.70	4,052.70
3136G1KL2	AGCY CALL	FNMA 1.150 10/30/18	27,066.94	6,706.34	0.00	0.00	33,765.28	1,024.80	7,733.14
742651DG4	AGCY BULET	PEFCO 4.375 03/15/19	40,347.22	7,291.67	43,750.00	0.00	3,888.89	(4,866.98)	2,424.69
46640QUN4	CP - DISC	J.P.Morgan Sec 0.000 03/22/19	0.00	0.00	0.00	0.00	0.00	10,750.00	10,750.00
3133EGZK4	AGCY CALL	FFCB 1.070 04/24/19	26,423.06	6,241.66	0.00	0.00	32,664.72	375.90	6,617.56
313379EE5	AGCY BULET	FHLB 1.625 06/14/19	17,378.47	6,770.84	0.00	0.00	24,149.31	2,019.45	8,790.29
3130A8Y72	AGCY BULET	FHLB 0.875 08/05/19	3,586.28	4,138.03	0.00	0.00	7,724.31	7,371.25	11,509.28
912828U32	TREAS NOTE	U.S. Treasury 1.000 11/15/19	5,923.91	1,630.44	0.00	0.00	7,554.35	2,392.68	4,023.12
3133EJRD3	AGCY BULET	FFCB 2.390 12/05/19	31,401.94	10,954.17	0.00	0.00	42,356.11	490.93	11,445.10
880591EV0	AGCY BULET	TVA 2.250 03/15/20	54,062.50	9,375.00	58,437.50	0.00	5,000.00	1,319.30	10,694.30
3135G0T86	AGCY CALL	FNMA 1.950 11/09/20	30,333.33	8,125.00	0.00	0.00	38,458.33	95.80	8,220.80
<b>Total for General Fund - Core Investments</b>			<b>299,674.06</b>	<b>73,958.07</b>	<b>133,812.50</b>	<b>0.00</b>	<b>239,819.63</b>	<b>34,684.14</b>	<b>108,642.21</b>
<b>General Fund - Liquid Investments</b>									
LOGIC	LGIP	LOGIC	0.00	75,788.69	75,788.69	0.00	0.00	0.00	75,788.69
TEXPOOL	LGIP	TexPool	0.00	4.02	4.02	0.00	0.00	0.00	4.02
TEXPRIME	LGIP	TexPool Prime	0.00	1,852.50	1,852.50	0.00	0.00	0.00	1,852.50
36164KJAO	CP - DISC	GE Capital Treasury 0.000 09/10/18	0.00	0.00	0.00	0.00	0.00	3,185.00	3,185.00
46540QJM4	CP - DISC	J.P.Morgan Sec 0.000 09/21/18	0.00	0.00	0.00	0.00	0.00	7,583.31	7,583.31
48306BL86	CP - DISC	Kaiser Foundation Hospital 0.000 11/08/18	0.00	0.00	0.00	0.00	0.00	14,000.00	14,000.00
912828ZG4	TREAS NOTE	U.S. Treasury 0.875 09/15/19	0.00	1,691.99	0.00	(1,015.19)	2,707.18	3,258.69	4,950.68
<b>Total for General Fund - Liquid Investments</b>			<b>0.00</b>	<b>79,337.20</b>	<b>77,645.21</b>	<b>(1,015.19)</b>	<b>2,707.18</b>	<b>28,027.00</b>	<b>107,364.20</b>

CUSIP	Security Type	Security Description	Beg. Accrued	Interest Earned	Interest Rec'd / Sold / Matured	Interest Purchased	Ending Accrued	Discr Accr / Prem Amort	Net Income
<b>LPPF</b>									
TEXPRIME	LGIP	TexPool Prime	0.00	28,594.36	28,594.36	0.00	0.00	0.00	28,594.36
<b>Total for LPPF</b>			<b>0.00</b>	<b>28,594.36</b>	<b>28,594.36</b>	<b>0.00</b>	<b>0.00</b>	<b>0.00</b>	<b>28,594.36</b>
<b>Northwoods Rd Debt Service Fund</b>									
LOGIC	LGIP	LOGIC	0.00	43.15	43.15	0.00	0.00	0.00	43.15
<b>Total for Northwoods Rd Debt Service Fund</b>			<b>0.00</b>	<b>43.15</b>	<b>43.15</b>	<b>0.00</b>	<b>0.00</b>	<b>0.00</b>	<b>43.15</b>
<b>Northwoods Rd Operating Fund</b>									
LOGIC	LGIP	LOGIC	0.00	62.30	62.30	0.00	0.00	0.00	62.30
<b>Total for Northwoods Rd Operating Fund</b>			<b>0.00</b>	<b>62.30</b>	<b>62.30</b>	<b>0.00</b>	<b>0.00</b>	<b>0.00</b>	<b>62.30</b>
<b>Pass Toll Series 2009</b>									
TEXPRIME	LGIP	TexPool Prime	0.00	743.95	743.95	0.00	0.00	0.00	743.95
<b>Total for Pass Toll Series 2009</b>			<b>0.00</b>	<b>743.95</b>	<b>743.95</b>	<b>0.00</b>	<b>0.00</b>	<b>0.00</b>	<b>743.95</b>
<b>Passthrough Toll Reimb</b>									
LOGIC	LGIP	LOGIC	0.00	3,204.69	3,204.69	0.00	0.00	0.00	3,204.69
3130A9AE1	AGCY BULET	FHLB 0.875 10/01/18	31,408.85	6,281.78	0.00	0.00	37,690.63	2,904.29	9,186.07
4487W1LM6	CP - DISC	ING Funding 0.000 11/21/18	0.00	0.00	0.00	0.00	0.00	19,166.70	19,166.70
313376BR5	AGCY BULET	FHLB 1.750 12/14/18	13,475.00	5,250.00	0.00	0.00	18,725.00	(1,110.56)	4,139.44
3133EJZ1	AGCY BULET	FFCB 2.000 05/08/19	50,222.22	13,333.34	0.00	0.00	63,555.56	1,241.52	14,574.86
3133X7ZS2	AGCY BULET	FHLB 5.375 05/15/19	94,968.33	26,875.00	0.00	0.00	121,833.33	(15,353.16)	11,515.84
3133EJLU1	AGCY BULET	FFCB 2.420 01/24/20	13,679.72	11,091.67	0.00	0.00	24,771.39	476.96	11,568.63
<b>Total for Passthrough Toll Reimb</b>			<b>203,744.12</b>	<b>66,036.48</b>	<b>3,204.69</b>	<b>0.00</b>	<b>266,575.91</b>	<b>7,319.75</b>	<b>73,356.23</b>



CUSIP	Security Type	Security Description	Beg. Accrued	Interest Earned	Interest Rec'd / Sold / Matured	Interest Purchased	Ending Accrued	Disc Accr / Prem Amort	Net Income
<b>Pearson Place Debt Service Fund</b>									
LOGIC	LGIP	LOGIC	0.00	1,848.60	1,848.60	0.00	0.00	0.00	1,848.60
<b>Total for Pearson Place Debt Service Fund</b>			<b>0.00</b>	<b>1,848.60</b>	<b>1,848.60</b>	<b>0.00</b>	<b>0.00</b>	<b>0.00</b>	<b>1,848.60</b>
<b>Pooled Funds</b>									
TEXPOOL	LGIP	TexPool	0.00	15,162.66	15,162.66	0.00	0.00	0.00	15,162.66
TEXPRIME	LGIP	TexPool Prime	0.00	17,636.63	17,636.63	0.00	0.00	0.00	17,636.63
<b>Total for Pooled Funds</b>			<b>0.00</b>	<b>32,799.29</b>	<b>32,799.29</b>	<b>0.00</b>	<b>0.00</b>	<b>0.00</b>	<b>32,799.29</b>
<b>Road and Bridge General</b>									
TEXPOOL	LGIP	TexPool	0.00	41.18	41.18	0.00	0.00	0.00	41.18
TEXPRIME	LGIP	TexPool Prime	0.00	13,599.44	13,599.44	0.00	0.00	0.00	13,599.44
89233HL93	CP - DISC	Toyota Mfr Cr 0.000 11/09/18	0.00	0.00	0.00	0.00	0.00	5,149.98	5,149.98
3133EJAU3	AGCY BULET	FFCB 1.920 04/29/19	19,520.00	4,800.00	0.00	0.00	24,320.00	228.69	5,028.69
3135GOG23	AGCY CALL	FNMA 1.300 04/29/19	8,811.11	2,166.67	0.00	0.00	10,977.78	1,173.86	3,340.53
91282BR44	TREAS NOTE	U.S. Treasury 0.875 05/15/19	7,775.14	2,139.94	0.00	0.00	9,915.08	3,553.74	5,693.68
3137EAEH8	AGCY BULET	FHLMC 1.375 08/15/19	3,666.67	6,875.00	0.00	0.00	10,541.67	5,295.96	12,170.96
91282UJ32	TREAS NOTE	U.S. Treasury 1.000 11/15/19	8,885.87	2,445.65	0.00	0.00	11,331.52	3,589.02	6,034.67
<b>Total for Road and Bridge General</b>			<b>48,658.79</b>	<b>32,067.88</b>	<b>13,640.62</b>	<b>0.00</b>	<b>67,066.05</b>	<b>18,991.25</b>	<b>51,059.13</b>
<b>Tobacco Funds</b>									
TEXPRIME	LGIP	TexPool Prime	0.00	1,742.57	1,742.57	0.00	0.00	0.00	1,742.57
89233HM35	CP - DISC	Toyota Mfr Cr 0.000 12/03/18	0.00	0.00	0.00	0.00	0.00	1,975.00	1,975.00
313380FB8	AGCY BULET	FHLB 1.375 09/13/19	12,833.33	2,291.67	13,750.00	0.00	1,375.00	1,740.94	4,032.61
<b>Total for Tobacco Funds</b>			<b>12,833.33</b>	<b>4,034.24</b>	<b>15,492.57</b>	<b>0.00</b>	<b>1,375.00</b>	<b>3,715.94</b>	<b>7,750.18</b>

CUSIP	Security Type	Security Description	Beg. Accrued	Interest Earned	Interest Rec'd / Sold / Matured	Interest Purchased	Ending Accrued	Disc Accr / Prem Amort	Net Income
<b>Unlimited Tax Road Bonds - Series 2007</b>									
TEXPRIME	LCIP	TexPool Prime	0.00	8,973.10	8,973.10	0.00	0.00	0.00	8,973.10
<b>Total for Unlimited Tax Road Bonds - Series 2007</b>			<b>0.00</b>	<b>8,973.10</b>	<b>8,973.10</b>	<b>0.00</b>	<b>0.00</b>	<b>0.00</b>	<b>8,973.10</b>
<b>Total for Williamson County</b>			<b>1,126,184.31</b>	<b>603,727.85</b>	<b>592,185.92</b>	<b>(1,015.19)</b>	<b>1,138,741.43</b>	<b>185,839.28</b>	<b>789,567.13</b>

Trade Date	Settle Date	CUSIP	Security Type	Security Description	Coupon	Mty Date	Call Date	Par Value	Price	Principal Amount	Int Purchased / Received	Total Amount	Realized Gain / Loss	YTM	YTW
<b>2013 Road Bond</b>															
<b>Purchases</b>															
09/05/18	09/06/18	48306BQ57	CP - DISC	Kaiser Foundation Hospital		03/05/19		7,000,000.00	98.775	6,914,250.00	0.00	6,914,250.00		2.480	2.480
<b>Total for: Purchases</b>													<b>2.480</b>	<b>2.480</b>	
<b>Income Payments</b>															
09/10/18	09/08/18	3133782M2	AGCY BULET	FHLB	1.500	03/08/19				0.00	45,000.00	45,000.00			
09/10/18	09/08/18	3133782M2	AGCY BULET	FHLB	1.500	03/08/19				0.00	21,337.50	21,337.50			
09/10/18	09/08/18	3133782M2	AGCY BULET	FHLB	1.500	03/08/19				0.00	53,662.50	53,662.50			
09/13/18	09/13/18	3130A02T6	AGCY BULET	FHLB	2.375	09/13/19				0.00	65,312.50	65,312.50			
<b>Total for: Income Payments</b>													<b>185,312.50</b>	<b>185,312.50</b>	
<b>2015 CO Bonds</b>															
<b>Maturities</b>															
09/28/18	09/28/18	89233HJ09	CP - DISC	Toyota Mfr Cr		09/28/18		8,000,000.00	100.000	8,000,000.00	0.00	8,000,000.00		1.855	1.855
<b>Total for: Maturities</b>													<b>1.855</b>	<b>1.855</b>	
<b>General Fund - Core Investments</b>															
<b>Maturities</b>															
09/28/18	09/28/18	3134G9NM5	AGCY CALL	FHLMC	1.150	09/28/18		5,500,000.00	100.000	5,500,000.00	0.00	5,500,000.00		1.150	1.150
<b>Total for: Maturities</b>													<b>1.150</b>	<b>1.150</b>	
<b>Income Payments</b>															
09/17/18	09/15/18	742651DG4	AGCY BULET	PEFCO	4.375	03/15/19				0.00	43,750.00	43,750.00			
09/17/18	09/15/18	880591E00	AGCY BULET	TVA	2.250	03/15/20				0.00	58,437.50	58,437.50			
09/28/18	09/28/18	3134G9NM5	AGCY CALL	FHLMC	1.150	09/28/18				0.00	31,625.00	31,625.00			
<b>Total for: Income Payments</b>													<b>133,812.50</b>	<b>133,812.50</b>	

Trade Date	Settle Date	CUSIP	Security Type	Security Description	Coupon	Mty Date	Call Date	Par Value	Price	Principal Amount	Int Purchased / Received	Total Amount	Realized Gain / Loss	YTM	YTW		
<b>General Fund - Liquid Investments</b>																	
<b>Maturities</b>																	
09/10/18	09/10/18	38164KJAO	CP - DISC	GE Capital Treasury		09/10/18		7,000,000.00	100.000	7,000,000.00	0.00	7,000,000.00		1.845			
09/21/18	09/21/18	46640QJMA	CP - DISC	J.P. Morgan Sec		09/21/18		7,000,000.00	100.000	7,000,000.00	0.00	7,000,000.00		1.977			
<b>Total for: Maturities</b>													<b>14,000,000.00</b>	<b>0.00</b>	<b>14,000,000.00</b>	<b>1.911</b>	
<b>Purchases</b>																	
09/20/18	09/21/18	9128282G4	TREAS NOTE	U.S. Treasury	0.875	09/15/19		7,000,000.00	98.332	6,883,242.19	1,015.19	6,884,257.38		2.604	2.604		
<b>Total for: Purchases</b>													<b>7,000,000.00</b>	<b>1,015.19</b>	<b>6,884,257.38</b>	<b>2.604</b>	<b>2.604</b>
<b>Tobacco Funds</b>																	
<b>Income Payments</b>																	
09/13/18	09/13/18	313380FB8	AGCY BULET	FHLB	1.375	09/13/19				0.00	13,750.00	13,750.00					
<b>Total for: Income Payments</b>													<b>0.00</b>	<b>13,750.00</b>	<b>13,750.00</b>		

Trade Date	Settle Date	CUSIP	Security Type	Security Description	Coupon	Mty Date	Call Date	Par Value	Price	Principal Amount	Int Purchased / Received	Total Amount	Realized Gain / Loss	YTM	YTW
------------	-------------	-------	---------------	----------------------	--------	----------	-----------	-----------	-------	------------------	--------------------------	--------------	----------------------	-----	-----

**Total for All Portfolios**

Transaction Type	Quantity	Total Amount	Realized G/L	YTM	YTW
Total Maturities	27,500,000.00	27,500,000.00		1.743	
Total Purchases	14,000,000.00	13,798,507.38		2.542	
Total Income Payments	0.00	332,875.00			

CUSIP	Settle Date	Security Type	Security Description	Next Call Date	Purchase Qty	Orig Price	Original Cost	Amrt/Accr for Period	Total Amrt/Accr Since Purch	Remaining Disc / Prem	Book Value
<b>2013 Park Bond</b>											
46640CKW0	02/05/18	CP - DISC	J.P.Morgan Sec 0.000 10/30/18		5,000,000.00	98.428	4,921,383.33	8,833.30	70,077.77	8,538.90	4,991,461.10
912828V66	02/05/18	TREAS NOTE	U.S. Treasury 1.125 01/31/19		4,000,000.00	99.203	3,968,125.00	2,647.04	21,110.32	10,764.68	3,989,235.32
912828D23	07/18/18	TREAS NOTE	U.S. Treasury 1.625 04/30/19		5,000,000.00	99.453	4,972,656.25	2,832.55	7,081.35	20,262.40	4,979,737.60
<b>Total for 2013 Park Bond</b>					<b>14,000,000.00</b>		<b>13,862,164.58</b>	<b>14,312.89</b>	<b>98,269.44</b>	<b>39,565.98</b>	<b>13,960,434.02</b>
<b>2013 Road Bond</b>											
3130ACY2	12/08/17	AGCY BULET	FHLB 1.625 12/04/18		20,000,000.00	99.910	19,962,000.00	1,522.00	14,804.00	3,196.00	19,996,804.00
912828V66	02/01/18	TREAS NOTE	U.S. Treasury 1.125 01/31/19		8,000,000.00	99.199	7,935,937.50	5,262.00	42,663.78	21,398.72	7,978,601.28
3133EHP23	12/08/17	AGCY BULET	FFCB 1.500 02/06/19		5,000,000.00	99.716	4,965,800.00	1,026.20	9,924.05	4,275.95	4,995,724.05
46640QPR6	08/30/18	CP - DISC	J.P.Morgan Sec 0.000 02/25/19		5,000,000.00	98.767	4,938,344.44	10,333.30	11,022.21	50,633.35	4,949,366.65
48306EQ57	09/06/18	CP - DISC	Kaiser Foundation Hospital 0.000 09/05/19		7,000,000.00	98.775	6,914,250.00	11,909.73	11,909.73	73,840.27	6,926,159.73
3133782M2	12/08/17	AGCY BULET	FHLB 1.500 03/08/19		16,000,000.00	99.621	15,942,600.00	3,892.40	36,987.58	20,412.42	15,979,587.58
3130ABKQ8	12/18/17	AGCY CALL	FHLB 1.500 06/28/19	12/28/18	19,675,000.00	99.427	19,562,262.25	6,148.83	57,666.64	55,071.11	19,619,928.89
3130A02T6	04/11/18	AGCY BULET	FHLB 2.375 09/13/19		5,500,000.00	100.099	5,505,445.00	(316.36)	(1,756.31)	(3,688.69)	5,503,688.69
3130ACM92	08/21/18	AGCY BULET	FHLB 1.500 10/21/19		10,000,000.00	98.855	9,865,500.00	8,121.80	10,829.10	103,670.90	9,896,329.10
912828LY4	08/30/18	TREAS NOTE	U.S. Treasury 3.375 11/15/19		10,000,000.00	100.984	10,098,437.50	(6,468.90)	(6,900.20)	(91,537.30)	10,091,537.30
3130ADXU1	04/11/18	AGCY BULET	FHLB 2.320 01/09/20		7,500,000.00	99.929	7,494,675.00	257.93	1,333.28	3,991.72	7,496,008.28
3130ADG22	08/21/18	AGCY CALL	FHLB 2.090 01/23/20	01/23/19	10,000,000.00	99.287	9,928,700.00	4,136.20	5,514.90	65,785.10	9,934,214.90
<b>Total for 2013 Road Bond</b>					<b>123,675,000.00</b>		<b>123,173,951.69</b>	<b>45,825.13</b>	<b>193,998.76</b>	<b>307,049.55</b>	<b>123,367,950.45</b>
<b>2015 CO Bonds</b>											
89233HJ09	01/03/18	CP - DISC	Toyota Mtr Cr 0.000 09/28/18		0.00	98.638	0.00	10,980.00	0.00	0.00	0.00
4497W1L20	02/05/18	CP - DISC	ING Funding 0.000 11/02/18		7,000,000.00	98.425	6,889,750.00	12,250.00	97,183.31	13,066.69	6,986,933.31
912828P53	02/05/18	TREAS NOTE	U.S. Treasury 0.750 02/15/19		5,000,000.00	98.766	4,938,281.25	4,923.25	38,235.95	22,482.80	4,977,517.20
<b>Total for 2015 CO Bonds</b>					<b>12,000,000.00</b>		<b>11,828,031.25</b>	<b>28,153.25</b>	<b>136,419.26</b>	<b>35,549.49</b>	<b>11,964,450.51</b>

CUSIP	Settle Date	Security Type	Security Description	Next Call Date	Purchase Qty	Orig Price	Original Cost	Amrt/Accr for Period	Total Amrt/Accr Since Purch	Remaining Disc / Prem	Book Value
<b>Conservation Fund</b>											
46640QKW0	02/06/18	CP - DISC	J.P.Morgan Sec 0.000 10/30/18		1,000,000.00	98.434	984,335.56	1,766.66	13,956.66	1,707.78	988,292.22
3130A872	08/09/18	AGCY BULET	FHLB 0.875 08/05/19		1,500,000.00	98.429	1,476,435.00	1,973.58	3,420.89	20,144.11	1,479,855.89
<b>Total for Conservation Fund</b>							<b>2,460,770.56</b>	<b>3,740.24</b>	<b>17,377.55</b>	<b>21,851.89</b>	<b>2,478,148.11</b>
<b>City Clerk Record Mgmt &amp; Preservation</b>											
912828SH4	03/01/18	TREAS NOTE	U.S. Treasury 1.375 02/28/19		500,000.00	99.293	496,464.84	295.28	2,058.76	1,476.40	498,523.60
<b>Total for City Clerk Record Mgmt &amp; Preservation</b>							<b>496,464.84</b>	<b>295.28</b>	<b>2,058.76</b>	<b>1,476.40</b>	<b>498,523.60</b>
<b>City Clerk Records Archive</b>											
912828SH4	03/01/18	TREAS NOTE	U.S. Treasury 1.375 02/28/19		500,000.00	99.293	496,464.84	295.28	2,058.76	1,476.40	498,523.60
<b>Total for City Clerk Records Archive</b>							<b>496,464.84</b>	<b>295.28</b>	<b>2,058.76</b>	<b>1,476.40</b>	<b>498,523.60</b>
<b>Future Environmental Liability</b>											
912828WD8	12/01/17	TREAS NOTE	U.S. Treasury 1.250 10/31/18		1,525,000.00	99.648	1,519,638.67	479.13	4,882.21	479.12	1,524,520.88
<b>Total for Future Environmental Liability</b>							<b>1,519,638.67</b>	<b>479.13</b>	<b>4,882.21</b>	<b>479.12</b>	<b>1,524,520.88</b>



CUSIP	Settle Date	Security Type	Security Description	Next Call Date	Purchase Qty	Orig Price	Original Cost	Amnt/Accr for Period	Total Amnt/Accr Since Purch	Remaining Disc / Prem	Book Value
3134G9NM5	06/28/16	AGCY CALL	FHLMC 1.150 09/28/18		0.00	100.000	0.00	0.00	0.00	0.00	0.00
23542JED6	07/07/16	MUNICIPAL	Dallas Wirwks & Swr 0.985 10/01/18		5,000,000.00	100.000	5,000,000.00	0.00	0.00	0.00	5,000,000.00
89233HK52	06/08/18	CP - DISC	Toyota Mtr-Cr 0.000 10/05/18		7,000,000.00	99.233	6,946,317.78	13,533.31	51,877.76	1,804.46	6,998,195.54
3133EFLY1	10/29/15	AGCY BULET	FFCB 0.930 10/29/18		5,000,000.00	99.874	4,993,690.00	177.70	6,154.15	165.85	4,999,834.15
3136G1KL2	05/25/17	AGCY CALL	FNMA 1.150 10/30/18		7,000,000.00	99.750	6,982,500.00	1,024.80	16,509.43	990.57	6,999,009.43
742651DG4	02/17/17	AGCY BULET	PEFCO 4.375 03/15/19		2,000,000.00	105.019	2,120,380.00	(4,866.98)	(93,665.74)	(26,694.26)	2,026,694.26
46640QNM4	06/29/18	CP - DISC	J.P.Morgan Sec 0.000 03/22/19		5,000,000.00	98.094	4,904,683.33	10,750.00	33,663.32	61,633.35	4,938,366.65
3133EGZK4	10/31/16	AGCY CALL	FFCB 1.070 04/24/19		7,000,000.00	99.841	6,988,870.00	375.90	8,574.02	2,555.98	6,997,444.02
313379EE5	02/15/18	AGCY BULET	FHFB 1.625 06/14/19		5,000,000.00	99.353	4,967,650.00	2,019.45	15,191.10	17,158.90	4,982,841.10
3130A87J2	05/16/18	AGCY BULET	FHFB 0.875 08/05/19		5,675,000.00	98.092	5,566,721.00	7,371.25	33,037.18	75,241.82	5,599,758.18
3130A87J2	07/16/18	TREAS NOTE	U.S. Treasury 1.000 11/15/19		2,000,000.00	98.023	1,960,468.75	2,392.68	6,141.19	33,390.06	1,966,609.94
912828U32	06/12/18	AGCY BULET	FFCB 2.390 12/05/19		5,500,000.00	99.840	5,491,200.00	490.93	1,783.82	7,016.18	5,492,983.82
3133EJRD3	05/11/18	AGCY BULET	TVA 2.250 03/15/20		5,000,000.00	99.411	4,970,550.00	1,319.30	6,174.60	23,275.40	4,976,724.60
880591EV0	05/11/18	AGCY BULET	FNMA 1.950 11/09/20	11/09/18	5,000,000.00	99.930	4,996,500.00	95.80	1,022.50	2,477.50	4,997,522.50
3135G0T86	11/09/17	AGCY CALL			5,000,000.00	99.930	4,996,500.00	95.80	1,022.50	2,477.50	4,997,522.50
<b>Total for General Fund - Core Investments</b>							<b>65,889,520.86</b>	<b>34,684.14</b>	<b>86,463.33</b>	<b>199,015.81</b>	<b>65,975,984.19</b>

**Total for General Fund - Core Investments**

**66,175,000.00**

**65,889,520.86**

**199,015.81**

**65,975,984.19**

**General Fund - Liquid Investments**

3616AKJA0	12/20/17	CP - DISC	GE Capital Treasury 0.000 09/10/18		0.00	98.665	0.00	3,185.00	0.00	0.00	0.00
46640QJM4	01/08/18	CP - DISC	J.P.Morgan Sec 0.000 09/21/18		0.00	98.613	0.00	7,583.31	0.00	0.00	0.00
3133EFLY1	10/29/15	AGCY BULET	FFCB 0.930 10/29/18		0.00	99.874	0.00	0.00	0.00	0.00	0.00
3136G1KL2	05/25/17	AGCY CALL	FNMA 1.150 10/30/18		0.00	99.750	0.00	0.00	0.00	0.00	0.00
48306BL86	05/03/18	CP - DISC	Kaiser Foundation Hospital 0.000 11/08/18		7,000,000.00	98.740	6,911,800.00	14,000.00	70,466.69	17,733.31	6,982,266.69
3133EGZK4	10/31/16	AGCY CALL	FFCB 1.070 04/24/19		0.00	99.841	0.00	0.00	0.00	0.00	0.00
912828G4	09/21/18	TREAS NOTE	U.S. Treasury 0.875 09/15/19		7,000,000.00	98.332	6,883,242.19	3,258.69	3,258.69	113,498.12	6,886,500.88
<b>Total for General Fund - Liquid Investments</b>							<b>13,795,042.19</b>	<b>28,027.00</b>	<b>73,725.38</b>	<b>131,232.43</b>	<b>13,868,767.57</b>

**Total for General Fund - Liquid Investments**

**14,000,000.00**

**13,795,042.19**

**131,232.43**

**13,868,767.57**

CUSIP	Settle Date	Security Type	Security Description	Next Call Date	Purchase Qty	Orig Price	Original Cost	Amrt/Accr for Period	Total Amrt/Accr Since Purch	Remaining Disc / Prem	Book Value
<b>Passthrough Toll Reimb</b>											
3130A9AE1	09/08/17	AGCY BULET	FHLB 0.875 10/01/18		8,615,000.00	99.571	8,578,041.65	2,904.29	36,958.35	0.00	8,615,000.00
4487W1LM6	03/01/18	CP - DISC	ING Funding 0.000 11/21/18		10,000,000.00	98.307	9,830,694.44	19,166.70	136,722.26	32,583.30	9,967,416.70
313376BR5	09/22/17	AGCY BULET	FHLB 1.750 12/14/18		3,600,000.00	100.451	3,616,254.00	(1,110.56)	(13,551.66)	(2,702.34)	3,602,702.34
3133E1BZ1	04/11/18	AGCY BULET	FFCB 2.000 05/08/19		8,000,000.00	99.799	7,983,920.00	1,241.52	7,018.40	9,061.60	7,990,938.40
3133X72S2	04/18/18	AGCY BULET	FHLB 5.375 05/15/19		6,000,000.00	103.316	6,198,960.00	(15,359.16)	(83,248.92)	(115,711.08)	6,115,711.08
3133E1JU1	05/02/18	AGCY BULET	FFCB 2.420 01/24/20		5,500,000.00	99.820	5,490,100.00	476.96	2,270.90	7,629.10	5,492,370.90
<b>Total for Passthrough Toll Reimb</b>							<b>41,697,970.09</b>	<b>7,319.75</b>	<b>86,469.33</b>	<b>(69,139.42)</b>	<b>41,764,139.42</b>
<b>Road and Bridge General</b>											
89233HL93	02/12/18	CP - DISC	Toyota Mtr Cr 0.000 11/09/18		3,000,000.00	98.455	2,963,650.00	5,149.98	39,654.99	6,695.01	2,993,304.99
3133E1AU3	02/08/18	AGCY BULET	FFCB 1.920 04/29/19		3,000,000.00	99.889	2,996,658.00	228.69	1,742.61	1,599.39	2,998,400.61
3135G0G33	02/08/18	AGCY CALL	FNMA 1.300 04/29/19	10/29/18	2,000,000.00	99.134	1,982,680.00	1,173.86	9,110.14	8,209.86	1,991,790.14
912828R44	05/24/18	TREAS NOTE	U.S. Treasury 0.875 05/15/19		3,000,000.00	98.574	2,957,226.56	3,553.74	15,399.46	27,373.98	2,972,626.02
3137EAEH8	07/16/18	AGCY BULET	FHLMC 1.375 08/15/19		6,000,000.00	98.849	5,930,940.00	5,295.96	13,237.86	55,822.14	5,944,177.86
912828U32	07/16/18	TREAS NOTE	U.S. Treasury 1.000 11/15/19		3,000,000.00	98.023	2,940,703.13	3,589.02	9,211.78	50,085.09	2,949,914.91
<b>Total for Road and Bridge General</b>							<b>19,761,857.69</b>	<b>18,991.25</b>	<b>88,356.84</b>	<b>149,765.47</b>	<b>19,850,214.53</b>
<b>Tobacco Funds</b>											
89233HM35	06/07/18	CP - DISC	Toyota Mtr Cr 0.000 12/03/18		1,000,000.00	98.822	988,215.83	1,975.00	7,636.67	4,147.50	995,852.50
313380FB8	06/08/18	AGCY BULET	FHLB 1.375 09/13/19		2,000,000.00	98.672	1,973,440.00	1,740.94	6,841.66	20,018.34	1,979,881.66
<b>Total for Tobacco Funds</b>							<b>2,961,655.83</b>	<b>3,715.94</b>	<b>14,176.33</b>	<b>24,165.84</b>	<b>2,975,834.16</b>
<b>Total for Williamson County</b>							<b>297,943,533.09</b>	<b>185,839.28</b>	<b>803,957.95</b>	<b>842,508.96</b>	<b>298,747,891.04</b>

CUSIP	Security Type	Security Description	Pay Date	Interest	Principal	Total Amount
<b>2013 Park Bond</b>						
46640QJKW0	CP - DISC	J.P.Morgan Sec 0.000 10/30/18	10/30/18	0.00	5,000,000.00	5,000,000.00
912828D23	TREAS NOTE	U.S. Treasury 1.625 04/30/19	10/31/18	40,625.00	0.00	40,625.00
912828V56	TREAS NOTE	U.S. Treasury 1.125 01/31/19	01/31/19	22,500.00	4,000,000.00	4,022,500.00
<b>Total for 2013 Park Bond</b>				<b>63,125.00</b>	<b>9,000,000.00</b>	<b>9,063,125.00</b>
<b>2013 Road Bond</b>						
3130ACM92	AGCY BULET	FHLB 1.500 10/21/19	10/21/18	75,000.00	0.00	75,000.00
912828L14	TREAS NOTE	U.S. Treasury 3.375 11/15/19	11/15/18	168,750.00	0.00	168,750.00
3130ACYC2	AGCY BULET	FHLB 1.625 12/04/18	12/04/18	162,500.00	20,000,000.00	20,162,500.00
3130ABKQ8	AGCY CALL	FHLB 1.500 06/28/19	12/28/18	147,562.50	0.00	147,562.50
3130ADYU1	AGCY BULET	FHLB 2.320 01/09/20	01/09/19	87,000.00	0.00	87,000.00
3130ADG22	AGCY CALL	FHLB 2.090 01/23/20	01/23/19	104,500.00	0.00	104,500.00
912828V56	TREAS NOTE	U.S. Treasury 1.125 01/31/19	01/31/19	45,000.00	8,000,000.00	8,045,000.00
3133EHP23	AGCY BULET	FFCB 1.500 02/06/19	02/06/19	37,500.00	5,000,000.00	5,037,500.00
46640QJPR6	CP - DISC	J.P.Morgan Sec 0.000 02/25/19	02/25/19	0.00	5,000,000.00	5,000,000.00
48306BQ57	CP - DISC	Kaiser Foundation Hospital 0.000 03/05/19	03/05/19	0.00	7,000,000.00	7,000,000.00
3133782M2	AGCY BULET	FHLB 1.500 03/08/19	03/08/19	120,000.00	16,000,000.00	16,120,000.00
3130A02T6	AGCY BULET	FHLB 2.375 09/13/19	03/13/19	65,312.50	0.00	65,312.50
<b>Total for 2013 Road Bond</b>				<b>1,013,125.00</b>	<b>61,000,000.00</b>	<b>62,013,125.00</b>
<b>2015 CO Bonds</b>						
4497W1L20	CP - DISC	ING Funding 0.000 11/02/18	11/02/18	0.00	7,000,000.00	7,000,000.00
912828P53	TREAS NOTE	U.S. Treasury 0.750 02/15/19	02/15/19	18,750.00	5,000,000.00	5,018,750.00
<b>Total for 2015 CO Bonds</b>				<b>18,750.00</b>	<b>12,000,000.00</b>	<b>12,018,750.00</b>
<b>Conservation Fund</b>						
46640QJKW0	CP - DISC	J.P.Morgan Sec 0.000 10/30/18	10/30/18	0.00	1,000,000.00	1,000,000.00
3130A8Y72	AGCY BULET	FHLB 0.875 09/05/19	02/05/19	6,562.50	0.00	6,562.50
<b>Total for Conservation Fund</b>				<b>6,562.50</b>	<b>1,000,000.00</b>	<b>1,006,562.50</b>

CUSIP	Security Type	Security Description	Pay Date	Interest	Principal	Total Amount
<b>Cty Clerk Record Mgmt &amp; Preservation</b>						
912828SH4	TREAS NOTE	U.S. Treasury 1.375 02/28/19	02/28/19	3,437.50	500,000.00	503,437.50
<b>Total for Cty Clerk Record Mgmt &amp; Preservation</b>				<b>3,437.50</b>	<b>500,000.00</b>	<b>503,437.50</b>
<b>Cty Clerk Records Archive</b>						
912828SH4	TREAS NOTE	U.S. Treasury 1.375 02/28/19	02/28/19	3,437.50	500,000.00	503,437.50
<b>Total for Cty Clerk Records Archive</b>				<b>3,437.50</b>	<b>500,000.00</b>	<b>503,437.50</b>
<b>Future Environmental Liability</b>						
912828WD8	TREAS NOTE	U.S. Treasury 1.250 10/31/18	10/31/18	9,531.25	1,525,000.00	1,534,531.25
<b>Total for Future Environmental Liability</b>				<b>9,531.25</b>	<b>1,525,000.00</b>	<b>1,534,531.25</b>
<b>General Fund - Core Investments</b>						
23542JBD6	MUNICIPAL	Dallas Wtrwks & Swr 0.985 10/01/18	10/01/18	24,625.00	5,000,000.00	5,024,625.00
89233HK52	CP - DISC	Toyota Mtr Cr 0.000 10/05/18	10/05/18	0.00	7,000,000.00	7,000,000.00
3133EGZK4	AGCY CALL	FFCB 1.070 04/24/19	10/24/18	37,450.00	0.00	37,450.00
3133EFLY1	AGCY BULET	FFCB 0.930 10/29/18	10/29/18	23,250.00	5,000,000.00	5,023,250.00
3136G1KL2	AGCY CALL	FNMA 1.150 10/30/18	10/30/18	40,250.00	7,000,000.00	7,040,250.00
3135G0T86	AGCY CALL	FNMA 1.950 11/09/20	11/09/18	48,750.00	0.00	48,750.00
912828U32	TREAS NOTE	U.S. Treasury 1.000 11/15/19	11/15/18	10,000.00	0.00	10,000.00
3133EJRD3	AGCY BULET	FFCB 2.390 12/05/19	12/05/18	65,725.00	0.00	65,725.00
313379EE5	AGCY BULET	FHLB 1.625 06/14/19	12/14/18	40,625.00	0.00	40,625.00
3130A8Y72	AGCY BULET	FHLB 0.875 08/05/19	02/05/19	24,828.12	0.00	24,828.12
742651DG4	AGCY BULET	PEFCO 4.375 03/15/19	03/15/19	43,750.00	2,000,000.00	2,043,750.00
880591EV0	AGCY BULET	TVA 2.250 03/15/20	03/15/19	56,250.00	0.00	56,250.00
3133EJZZ5	AGCY CALL	FFCB 3.030 09/20/21	03/20/19	75,750.00	0.00	75,750.00
46640QQM4	CP - DISC	J.P.Morgan Sec 0.000 03/22/19	03/22/19	0.00	5,000,000.00	5,000,000.00
<b>Total for General Fund - Core Investments</b>				<b>491,253.12</b>	<b>31,000,000.00</b>	<b>31,491,253.12</b>

CUSIP	Security Type	Security Description	Pay Date	Interest	Principal	Total Amount
<b>General Fund - Liquid Investments</b>						
48306BL86	CP - DISC	Kaiser Foundation Hospital 0.000 11/08/18	11/08/18	0.00	7,000,000.00	7,000,000.00
9128282G4	TREAS NOTE	U.S. Treasury 0.875 09/15/19	03/15/19	30,625.00	0.00	30,625.00
<b>Total for General Fund - Liquid Investments</b>						<b>7,030,625.00</b>
<b>Passthrough Toll Retmb</b>						
3130A9AE1	AGCY BULET	FHLB 0.875 10/01/18	10/01/18	37,690.62	8,615,000.00	8,652,690.62
912828TV2	TREAS NOTE	U.S. Treasury 1.250 10/31/19	10/31/18	53,750.00	0.00	53,750.00
3133EJBJ1	AGCY BULET	FFCB 2.000 05/08/19	11/08/18	80,000.00	0.00	80,000.00
3133X7ZS2	AGCY BULET	FHLB 5.375 05/15/19	11/15/18	161,250.00	0.00	161,250.00
4497W1LM6	CP - DISC	ING Funding 0.000 11/21/18	11/21/18	0.00	10,000,000.00	10,000,000.00
313376BR5	AGCY BULET	FHLB 1.750 12/14/18	12/14/18	31,500.00	3,600,000.00	3,631,500.00
3133EJLU1	AGCY BULET	FFCB 2.420 01/24/20	01/24/19	66,550.00	0.00	66,550.00
<b>Total for Passthrough Toll Reimb</b>						<b>22,845,740.62</b>
<b>Road and Bridge General</b>						
3133EJAU3	AGCY BULET	FFCB 1.920 04/29/19	10/29/18	28,800.00	0.00	28,800.00
3135G0G23	AGCY CALL	FNMA 1.300 04/29/19	10/29/18	13,000.00	0.00	13,000.00
89233HL93	CP - DISC	Toyota Mtr Cr 0.000 11/09/18	11/09/18	0.00	3,000,000.00	3,000,000.00
912828R44	TREAS NOTE	U.S. Treasury 0.875 05/15/19	11/15/18	13,125.00	0.00	13,125.00
912828U32	TREAS NOTE	U.S. Treasury 1.000 11/15/19	11/15/18	15,000.00	0.00	15,000.00
3137EAEH8	AGCY BULET	FHLMC 1.375 08/15/19	02/15/19	41,250.00	0.00	41,250.00
<b>Total for Road and Bridge General</b>						<b>3,111,175.00</b>
<b>Tobacco Funds</b>						
89233HM35	CP - DISC	Toyota Mtr Cr 0.000 12/03/18	12/03/18	0.00	1,000,000.00	1,000,000.00
313380FB8	AGCY BULET	FHLB 1.375 09/13/19	03/13/19	13,750.00	0.00	13,750.00
<b>Total for Tobacco Funds</b>						<b>1,013,750.00</b>

CUSIP	Security Type	Security Description	Pay Date	Interest	Principal	Total Amount
<b>Total for All Portfolios</b>						
			October 2018	383,971.87	40,140,000.00	40,523,971.87
			November 2018	496,875.00	27,000,000.00	27,496,875.00
			December 2018	447,912.50	24,600,000.00	25,047,912.50
			January 2019	325,550.00	12,000,000.00	12,325,550.00
			February 2019	135,765.62	16,000,000.00	16,135,765.62
			March 2019	405,437.50	30,000,000.00	30,405,437.50
<b>Total Projected Cash Flows for Williamson County</b>				<b>2,195,512.49</b>	<b>149,740,000.00</b>	<b>151,935,512.49</b>