

Williamson County, TX

Community Development

Consolidated Annual Performance and Evaluation Report

Fiscal Year 2018

Sally Bardwell
Williamson County Community Development Administrator
512-943-3757
sbardwell@wilco.org

CR-05 - Goals and Outcomes

Progress the jurisdiction has made in carrying out its strategic plan and its action plan. 91.520(a)

This could be an overview that includes major initiatives and highlights that were proposed and executed throughout the program year.

Williamson County was awarded CDBG funds in the amount of \$1,414,580 for Fiscal Year 2018 (October 1, 2018 through September 30, 2019). The County also reallocated \$351,954 from previously funded projects that are complete or did not utilize funding. In total the County allocated \$1,766,534.95 in the FY18 Annual Action Plan. In accordance to the priorities identified and outlined in the County's Consolidated Plan, six infrastructure projects and two public facilities projects were identified for FY18 allocations. The projects serve low to moderate income areas and households throughout the County. The projects meet national goals and supports ongoing efforts in the community to address the growing population. All projects are identified as a high priority in the Five-Year Consolidated Plan.

The County's Strategic Plan outlines the following as high priority projects.

Public Facility and Infrastructure Improvements

- Fund non-housing community development proposals that eliminate a threat to public health and safety to include water/sewer projects, drainage projects, sidewalks, and street improvements. Fund public facility improvements that benefit low income households and persons, and persons with special needs to include senior centers, neighborhood facilities, youth centers, homeless facilities, childcare centers, parks and recreational facilities.

Increase Access to Affordable Housing

- Fund activities that expand the supply and improve the condition of housing affordable to lower income households. Fund activities that leverage other public and private resources such as Low Income Tax Credit Projects. Extend the useful life of existing affordable housing through weatherization, repair, and rehabilitation programs.

Decrease Homelessness

- Provide funds to support shelter operations and transitional housing. Provide funding to increase permanent supportive housing

opportunities and work to create a stronger network of providers of supportive and mainstream services to homeless clients.

Public Services

- Fund projects that provide supportive services to low and moderate income household as well as persons with special needs. Support efforts to develop a regional social service collaborative to coordinate the work of social service organizations, disseminate news and information, and eliminate duplication of effort.

Affirmatively Further Fair Housing

- Support improved access to community resources. Continue to operate in compliance with protected class definitions found in federal regulations.

The Consolidated Annual Performance and Evaluation Report (CAPER) is required by the U.S. Department of Housing and Urban Development (HUD) to report on the annual performance of the Williamson County FY18 CDBG program. This report identifies the progress made regarding active projects and those projects that have been completed that received Williamson County funds, as well as other accomplishments the County has made in meeting the objectives and priorities outlined in the five year Consolidated Plan. Project progress can be found in the attachment section of this document. See FY18 Funded Project Information and Previously Funded Project Information.

It is required that this report be available for review for a minimum of 15 days. The review period is November 27 – December 13, 2019. The CAPER will be submitted to HUD following this review period.

Comparison of the proposed versus actual outcomes for each outcome measure submitted with the consolidated plan and explain, if applicable, why progress was not made toward meeting goals and objectives. 91.520(g)

Categories, priority levels, funding sources and amounts, outcomes/objectives, goal outcome indicators, units of measure, targets, actual outcomes/outputs, and percentage completed for each of the grantee's program year goals.

Goal	Category	Source / Amount	Indicator	Unit of Measure	Expected – Strategic Plan	Actual – Strategic Plan	Percent Complete	Expected – Program Year	Actual – Program Year	Percent Complete
Administration	Admin and Planning	CDBG: \$	Other	Other	1	1	100.00%			
Emergency Shelter Operation	Non-Housing Community Development	CDBG: \$	Public Facility or Infrastructure Activities other than Low/Moderate Income Housing Benefit	Persons Assisted	0	0				
Emergency Shelter Operation	Non-Housing Community Development	CDBG: \$	Public service activities other than Low/Moderate Income Housing Benefit	Persons Assisted	400	319	79.75%			
Emergency Shelter Operation	Non-Housing Community Development	CDBG: \$	Homeless Person Overnight Shelter	Persons Assisted	400	319	79.75%			
Flood Drainage Improvements	Non-Housing Community Development	CDBG: \$	Public Facility or Infrastructure Activities other than Low/Moderate Income Housing Benefit	Persons Assisted	1299	1299	100.00%			

Home-ownership Assistance	Affordable Housing	CDBG: \$	Public service activities for Low/Moderate Income Housing Benefit	Households Assisted	0	0				
Home-ownership Assistance	Affordable Housing	CDBG: \$	Rental units constructed	Household Housing Unit	0	0				
Home-ownership Assistance	Affordable Housing	CDBG: \$	Homeowner Housing Added	Household Housing Unit	3	3	100.00%			
Housing Rehabilitation	Affordable Housing	CDBG: \$282603	Public Facility or Infrastructure Activities for Low/Moderate Income Housing Benefit	Households Assisted	0	0		158	0	0.00%
Housing Rehabilitation	Affordable Housing	CDBG: \$282603	Rental units rehabilitated	Household Housing Unit	0	0		0	0	
Housing Rehabilitation	Affordable Housing	CDBG: \$282603	Homeowner Housing Rehabilitated	Household Housing Unit	0	0		0	0	
Public Facility Improvements	Non-Housing Community Development	CDBG: \$559700	Public Facility or Infrastructure Activities other than Low/Moderate Income Housing Benefit	Persons Assisted	0	4755		5950	4755	79.92%

Public Services	Non-Housing Community Development		Public service activities other than Low/Moderate Income Housing Benefit	Persons Assisted	0	20		20	20	100.00%
Sidewalks	Non-Housing Community Development	CDBG: \$	Public Facility or Infrastructure Activities other than Low/Moderate Income Housing Benefit	Persons Assisted	3084	4389	142.32%	1116	0	0.00%
Street Improvements	Non-Housing Community Development	CDBG: \$	Public Facility or Infrastructure Activities other than Low/Moderate Income Housing Benefit	Persons Assisted	6329	0	0.00%			
Water/Sewer Improvements	Non-Housing Community Development	CDBG: \$	Public Facility or Infrastructure Activities other than Low/Moderate Income Housing Benefit	Persons Assisted	0	0		5068	1000	19.73%
Water/Sewer Improvements	Non-Housing Community Development	CDBG: \$	Public Facility or Infrastructure Activities for Low/Moderate Income Housing Benefit	Households Assisted	1000	1000	100.00%			

Youth Center Improvements	Non-Housing Community Development	CDBG: \$	Public Facility or Infrastructure Activities other than Low/Moderate Income Housing Benefit	Persons Assisted	100	100	100.00%			
---------------------------	-----------------------------------	----------	---	------------------	-----	-----	---------	--	--	--

Table 1 - Accomplishments – Program Year & Strategic Plan to Date

Assess how the jurisdiction’s use of funds, particularly CDBG, addresses the priorities and specific objectives identified in the plan, giving special attention to the highest priority activities identified.

All activities funded are identified as High Priority projects. Please see attached documents outlining projects funded and progress in 2018 (FY18 Funded Project Information and Previously Funded Project Information).

CR-10 - Racial and Ethnic composition of families assisted

Describe the families assisted (including the racial and ethnic status of families assisted).

91.520(a)

	CDBG
White	17
Black or African American	1
Asian	0
American Indian or American Native	0
Native Hawaiian or Other Pacific Islander	0
Total	18
Hispanic	10
Not Hispanic	8

Table 2 – Table of assistance to racial and ethnic populations by source of funds

Narrative

The numbers above represent the Interagency Support Council of Eastern Williamson County. The project assisted 20 total clients (18 listed in the chart plus 2 identified as other/multiracial individuals that are not listed in the chart)

Chart does not reflect the Taylor Housing Authority Home Ownership Program that assisted one family (white/Hispanic).

CR-15 - Resources and Investments 91.520(a)

Identify the resources made available

Source of Funds	Source	Resources Made Available	Amount Expended During Program Year
CDBG	public - federal	1,766,535	733,371

Table 3 - Resources Made Available

Narrative

The County did not meet the timeliness requirement in 2019. The County is currently on a workout plan. The appropriate ratio is expected to be reached in March 2020 and includes the FY19 funding.

Identify the geographic distribution and location of investments

Target Area	Planned Percentage of Allocation	Actual Percentage of Allocation	Narrative Description
City of Georgetown, Census Tract 201.02, Block Groups 1 and 2			
City of Granger, Census Tract 213, Block Group 2 and 3			
City of Jarrell			
City of Liberty Hill, Census Tract 203.01, Block Group 1 and 3			
City of Taylor, Census Tracts 210.00 and 211.00			
Countywide			

Table 4 – Identify the geographic distribution and location of investments

Narrative

The percentage of funding per project is listed below:

Weir Community Center 16%

Taylor Water/Wastewater 23%

Granger Wastewater/Colorado Street 3%

Liberty Hill Sidewalk 12%

Hutto/Huttoparke Sidewalk 3%

Georgetown 17th Street Sidewalk 11%

Georgetown Housing Authority 15%

Taylor Dickey Givens Community Center 8%

Program Administration 5%

Williamson County does not allocate CDBG funds based on identified target areas. The County receives applications for funding from participating cities and local organizations for projects that fit within the County's priorities. Applications are reviewed by the Community Development Administrator who then makes a recommendation to Commissioners Court based on need and funding allocation. Commissioners Court reviews the recommendation and either approves or requests modifications.

Leveraging

Explain how federal funds leveraged additional resources (private, state and local funds), including a description of how matching requirements were satisfied, as well as how any publicly owned land or property located within the jurisdiction that were used to address the needs identified in the plan.

Matching funds are not required in the CDBG program.

The following are leveraged funds per FY18 project:

City of Weir \$347,000

City of Taylor \$411,292

City of Granger \$11,000

City of Liberty Hill \$331,000

These funds are private, state or local funds.

Williamson County does not use publicly owned land or property to address identified needs. Williamson County does not receive HOME or ESG funds.

CR-20 - Affordable Housing 91.520(b)

Evaluation of the jurisdiction's progress in providing affordable housing, including the number and types of families served, the number of extremely low-income, low-income, moderate-income, and middle-income persons served.

	One-Year Goal	Actual
Number of Homeless households to be provided affordable housing units	0	0
Number of Non-Homeless households to be provided affordable housing units	165	0
Number of Special-Needs households to be provided affordable housing units	0	0
Total	165	0

Table 5 – Number of Households

	One-Year Goal	Actual
Number of households supported through Rental Assistance	0	0
Number of households supported through The Production of New Units	3	1
Number of households supported through Rehab of Existing Units	158	0
Number of households supported through Acquisition of Existing Units	3	1
Total	164	2

Table 6 – Number of Households Supported

Discuss the difference between goals and outcomes and problems encountered in meeting these goals.

The Georgetown Housing Authority will modernization of 158 dwelling buildings, office/community building, management/maintenance buildings, gazebos and fences. Rehab of entries by removing deteriorated wood on fascia boards, trim, soffits, wood siding, wood fencing and paint exterior surfaces. Project to take place at the Georgetown Housing Authority Stonehaven location. Project is being planned with a 2019 funded sewer project for the property. Project is expected to begin early 2020.

The Williamson County Habitat for Humanity is currently in progress to produce three new units. One income qualified family purchased a CDBG Habitat home in 2019.

The Taylor Housing Authority has assisted one family with home ownership. The organization is working to identify additional income qualified families to assist.

Discuss how these outcomes will impact future annual action plans.

The County will continue to monitor projects to ensure timely expenditures of funds allocated. The nature of these projects creates the potential for delay. However, these are high priority projects needed throughout the County. Local organizations are reviewing ways to increase affordability to low-income families.

Include the number of extremely low-income, low-income, and moderate-income persons served by each activity where information on income by family size is required to determine the eligibility of the activity.

Number of Households Served	CDBG Actual	HOME Actual
Extremely Low-income	0	0
Low-income	1	0
Moderate-income	1	0
Total	2	0

Table 7 – Number of Households Served

Narrative Information

The Taylor Housing Authority assisted one white/Hispanic family that is low income with down payment assistance. Additional families are being identified to receive this assistance. However, identifying affordable properties and qualified families continues to be difficult. The County has adjusted the amount of assistance available per household to alleviate the cost burden.

One income qualified family purchased a CDBG Habitat home in 2019.

CR-25 - Homeless and Other Special Needs 91.220(d, e); 91.320(d, e); 91.520(c)

Evaluate the jurisdiction's progress in meeting its specific objectives for reducing and ending homelessness through:

Reaching out to homeless persons (especially unsheltered persons) and assessing their individual needs

The County participated in the Central Texas Fair Housing consortium. The full report can be found at <http://centraltexasfairhousing.org/report/>.

The Georgetown Housing Authority rehabilitation project will repair approximately 158 units housing extremely low income households.

The County supports the efforts of the Balance of State Continuum of Care (CoC) to simplify and broaden outreach and assessment efforts for homeless persons in Williamson County. The Continuum works to create a better communication system for service providers to stay in contact with both schools and hospitals to avoid homeless persons (or those at risk of homelessness) from falling through the cracks of the system. As part of the annual point-in-time count, the CoC conducts outreach. Not only are homeless people counted, particularly unsheltered persons, but representatives from various agencies are available to answer questions and provide information about available resources.

The County continues to support local social service agencies, such as Capital Idea, San Gabriel Crisis Service Center, Bluebonnet Trails, MHMR and the Georgetown Project that provide a wide array of support services for homeless persons. Examples of support include, but are not limited to, employees serving as board members, collaboration during special projects, and public recognition of services provided.

Another organization addressing homelessness is the Georgetown Project. The Georgetown Project opened the NEST in 2011 as an outreach to Georgetown ISD teens in 9th-12th grade that were homeless or living in transition. The NEST Program now includes The NEST Host Home, an overnight safe haven for youth living in transition, and The NEST Empowerment Center, an after school safe haven for all Georgetown ISD high school teens who are in need of free resources.

The Georgetown Health Foundation awards grants to organizations that focus on sustaining and strengthening safety net services for children, youth, elders, and families who are low-income and/or have significant need. This includes sustain and enhance basic needs services, emergency financial assistance, housing, support emergency shelter initiatives for youth, and increase access to affordable, quality child care and out-of-school care.

Addressing the emergency shelter and transitional housing needs of homeless persons

The CDBG Program Administrator participates in the Williamson County Homeless Coalition. The coalition is made up of local organizations who assist the homeless. The group is meeting to discuss how better to address the homeless population in Williamson County.

Helping low-income individuals and families avoid becoming homeless, especially extremely low-income individuals and families and those who are: likely to become homeless after being discharged from publicly funded institutions and systems of care (such as health care facilities, mental health facilities, foster care and other youth facilities, and corrections programs and institutions); and, receiving assistance from public or private agencies that address housing, health, social services, employment, education, or youth needs

The Georgetown Housing Authority will utilize funding to rehabilitate approximately 158 existing units. The rehabilitation of these units allows the extremely low income households to remain housed, ultimately, preventing homelessness.

Williamson County has a community resources website that allows people to search online for needed resources such as health care, mental health services, housing, food, and other community resources. The Williamson County Community Resources website was designed to empower residents with information about resources in the Williamson County area so that they can connect with available services. Residents can go to www.wilco.org/communityresources and enter their zip code to search for services near their location. All searches are confidential.

Helping homeless persons (especially chronically homeless individuals and families, families with children, veterans and their families, and unaccompanied youth) make the transition to permanent housing and independent living, including shortening the period of time that individuals and families experience homelessness, facilitating access for homeless individuals and families to affordable housing units, and preventing individuals and families who were recently homeless from becoming homeless again

The CDBG Program Administrator participates in the Williamson County Homeless Coalition. The coalition is made up of local organizations who assist the homeless. The group is meeting to discuss how better to address the homeless population in Williamson County.

The Balance of State CoC works to ensure that homeless individuals make the transition to permanent housing and independent living, is prioritizing safe and stable housing and making affordable housing options more accessible to homeless individuals. Many homeless that struggle to transition into permanent housing and independent living suffer from mental illness and substance addiction. Recent trends through the Homeless Prevention and Rapid Re-housing program and Housing First model prioritize placing homeless individuals and families in permanent housing quickly, and then linking them to supportive services in the community. Williamson County continues to support local organizations, such as the Georgetown Project to assist homeless youth with transitional and permanent housing. This

is done through Williamson County Juvenile Services.

Williamson Burnet County Oppotunities (WBCO) provides services such emergency assistance, headstart, case management to transition out of poverty, adult education program for job skills, and rapid re-housing program.

CR-30 - Public Housing 91.220(h); 91.320(j)

Actions taken to address the needs of public housing

Williamson County's public housing authorities continue to seek additional funding to address public housing needs and apply for additional housing choice vouchers when available. Lack of funding is a barrier in addressing public housing needs and has created lengthy waiting lists and long waiting periods to be housed. Housing authorities continue to provide housing assistance and social service needs to residents and maintain efforts to implement more programs if funding allows.

The Georgetown Public Housing Authority manages Shady Oaks Apartments and Stonehaven Apartments. The Shady Oaks Apartments are Section 8 and offer 60 duplex apartments to qualified residents. The Stonehaven Apartments are public housing and offer 158 housing units to qualified residents. The Georgetown Housing Authority also manages a Section 8 (Housing Choice Voucher) program.

The Georgetown Housing Authority also provides a Family Self Sufficiency Program which is a HUD program that encourages communities to develop local strategies to help families obtain employment that will lead to economic independence and self-sufficiency. They work with welfare agencies, schools, businesses, and other local partners to develop a comprehensive program that gives participating FSS family members the skills and experience to assist them in obtaining employment that pays a living wage and hopefully, enable them to live without any form of public assistance.

The Taylor Housing Authority owns and manages the Mary Olson property and the Avery property. These properties are public housing facilities and offer 46 units and 70 units respectively. The Taylor Housing Authority also administers a Section 8 Housing Choice Voucher program that assists approximately 142 families. The Voucher program is a rental subsidy program where families choose where they want to live (based on certain stipulations) and the rental subsidy is paid to the landlord.

The Taylor Housing Authority was awarded \$100,000 in CDBG funds for their Home Ownership Program to assist income eligible families with purchasing a home. Two families have been assisted to date. The down payment assistance available to families was increased in an effort to make home purchases affordable to income qualified households.

The Granger Housing Authority operates and manages 26 units available to qualified residents.

Williamson County works with the Georgetown Housing Authority to conduct required reviews and approvals in order for the Housing Authority to receive federal funding. All Housing Authorities are invited to participate in the development of the annual action plan and the 5-year consolidated plan. The Williamson County CDBG office assists, as requested, the housing authorities with funding

options and any other needs.

Actions taken to encourage public housing residents to become more involved in management and participate in homeownership

Williamson County does not use CDBG funding directly to encourage public housing residents to become involved in management and to participate in homeownership activities. However, the County encourages the local public housing authorities to continue its current programs and collaborate with other agencies that assist with homeownership. The local Housing Authorities have Resident Commissions on their boards in an effort to encourage participation. Also, all documents requiring public review are provided to local housing authorities.

Actions taken to provide assistance to troubled PHAs

Georgetown Housing Authority, Round Rock Housing Authority, Taylor Housing Authority, and Granger Housing Authority are all standard performers and not considered troubled.

CR-35 - Other Actions 91.220(j)-(k); 91.320(i)-(j)

Actions taken to remove or ameliorate the negative effects of public policies that serve as barriers to affordable housing such as land use controls, tax policies affecting land, zoning ordinances, building codes, fees and charges, growth limitations, and policies affecting the return on residential investment. 91.220 (j); 91.320 (i)

Barriers to affordable housing can encompass a wide array of aspects, to include but not limited to banking, finance, and insurance industry regulations, socio-economic situations, neighborhood conditions, and public policy legislation and fair housing enforcement. The County will continue to work with nonprofit agencies in the community to remove or ameliorate the negative effects (if any) of public policies that serve as barriers to affordable housing.

Additionally, the County will continue to increase partnerships with local units of government to ensure equitable zoning practices as they relate to fair housing and the development of affordable housing.

Actions taken to address obstacles to meeting underserved needs. 91.220(k); 91.320(j)

The major obstacle to meeting all of the identified needs is the lack of funding resources. Typically, applicant request amounts are much higher than the entitlement amount which further escalates the budgetary constraints in meeting the undeserved needs. However, the County continues to partner, when feasible, with other nonprofit organizations to leverage the County's CDBG allocation.

Actions taken to reduce lead-based paint hazards. 91.220(k); 91.320(j)

To the greatest extent practicable, Williamson County works with local agencies to help eliminate the hazard of lead poisoning due to the presence of lead based paint. The County also disseminates information on lead based paint hazards to CDBG subrecipients who receive entitlement funds for housing activities where lead based paint may be an issue.

Actions taken to reduce the number of poverty-level families. 91.220(k); 91.320(j)

The County will continue to combat the number of poverty-level families by supporting incentives to attract, retain, and expand businesses, advocate for improved employment-affordable housing options and support organizations and programs that provide job training, education, and placement services.

Actions taken to develop institutional structure. 91.220(k); 91.320(j)

Williamson County continues to work with various local agencies to ensure that services offered through entitlement grant programs receive maximum amounts of exposure and benefit. These programs are carried out through oversight by the Williamson County Community Development Administrator in which work will be conducted through the issuance of sub-recipient agreements.

Actions taken to enhance coordination between public and private housing and social service agencies. 91.220(k); 91.320(j)

While Williamson County has limited resources to address the priorities identified, the County continues to seek partnerships and establish cooperative working relationships to leverage its annual CDBG allocations. This typically comes in the form of matching city funds (which are not required).

The County also participated in the Central Texas Fair Housing Assessment. The document can be found at <http://centraltexasfairhousing.org/report/>.

Identify actions taken to overcome the effects of any impediments identified in the jurisdictions analysis of impediments to fair housing choice. 91.520(a)

The Central Texas Fair Housing Assessment was completed in 2019. Implementation of suggested actions will begin in the 2019 funding cycle.

CR-40 - Monitoring 91.220 and 91.230

Describe the standards and procedures used to monitor activities carried out in furtherance of the plan and used to ensure long-term compliance with requirements of the programs involved, including minority business outreach and the comprehensive planning requirements

The Community Development Administrator uses monthly progress reports submitted by each project to identify any problems or potential problems. Contact with each project manager assists in ensuring that projects are progressing, following appropriate regulations and utilizing CDBG funds efficiently and effectively. The Community Development Administrator also conducts meetings and/or communicates via email and phone with project managers regarding specifics of projects.

The Community Development Administrator conducts desk monitorings of each project to ensure compliance and progression. Monitorings are ongoing as Williamson County requires all documents to support progress, payment, and reports to be submitted. If file documentation is not submitted, the County will not process payment to a project.

Meeting with representatives from the projects ensures that regulations are being followed. The Community Development Administrator provides HUD guidance, County forms, labor forms and Davis Bacon information, and information on how to access funds.

The Community Development Administrator works closely with the Williamson County Auditors office in an effort to ensure appropriate and accurate financial documents are submitted for payment and that funds are spent in a timely manner. The Community Development Administrator and Grants Accountant work closely to improve procedures and to make certain that current procedures are efficient and adequate. All documents submitted with draw requests are thoroughly examined by the Community Development Administrator to ensure funding is being expended on eligible expenses and that funds are being utilized efficiently. Signatures by the CDBG office, County Judge and the Auditor's office are required and identified on all payment requests.

Citizen Participation Plan 91.105(d); 91.115(d)

Describe the efforts to provide citizens with reasonable notice and an opportunity to comment on performance reports.

All notices are published in local newspapers to inform citizens of public comment periods and public meetings. A 15 day comment period, November 27-December 13, 2019, was provided during the CAPER process. Public meetings are held in conjunction with each phase of the CDBG program to allow for citizen input.

CR-45 - CDBG 91.520(c)

Specify the nature of, and reasons for, any changes in the jurisdiction's program objectives and indications of how the jurisdiction would change its programs as a result of its experiences.

No changes have been made to the Williamson County CDBG program.

Williamson County does not have an existing Section 108 guaranteed loan program.

Does this Jurisdiction have any open Brownfields Economic Development Initiative (BEDI) grants?

No

[BEDI grantees] Describe accomplishments and program outcomes during the last year.

CR-45 - CDBG 91.520(c)

Specify the nature of, and reasons for, any changes in the jurisdiction's program objectives and indications of how the jurisdiction would change its programs as a result of its experiences.

No changes have been made to the Williamson County CDBG program.

Williamson County does not have an existing Section 108 guaranteed loan program.

Does this Jurisdiction have any open Brownfields Economic Development Initiative (BEDI) grants?

No

[BEDI grantees] Describe accomplishments and program outcomes during the last year.

Attachment

FY18 Funded Projects

**FY18 Funded Projects
Community Development Block Grant**

City of Weir Community Center

Activity 86

Accomplishments: Engineering for this project is complete. Original bids came in over budget. Project will rebid December 19, 2019. Once a contract is awarded, the project will take approximately 5-6 months for completion.

FY17 \$315,000

FY18 \$292,700

CDBG Funds Utilized to Date: \$62,748

Census Tract 216.02 (Block Group 1)

Percent Low-Mod: 46.34%

Percent Minority: 25.3%

City of Taylor Water/Wastewater and Street Reconstruction

Activity 88

Accomplishments: Construction on West 3rd Street from Vance to Howard in Taylor, TX. 6732 square yards of recycled pavement (12" deep with cement), 6120 square yards of 2.5" HMA, 1355 linear feet of curb and gutter replacement, 340 linear feet of 8" wastewater main, 1750 linear feet of wastewater service lines with clean-outs at right of way, 2500 linear feet of 8" C900 water main, 1050 linear feet of water service lines 6 water valves and fittings, 3 wastewater manholes, 2840 linear feet of trench protection, 7 fire hydrants and associated appurtenances. Engineering is underway.

FY17 \$82,203

FY18 \$290,000

FY18 reallocated \$117,000

CDBG Funds Utilized to Date: \$0

Census Tract 211 (Block Groups 1 and 2) Census Tract 210 (Block Groups 1, 2 and 3)

Percent Low-Mod: 67.35%

Percent Minority: 211-57.49% 210-81.34%

Granger Wastewater/Colorado Street 2018

Activity 89

Accomplishments: Replacement of existing 8 inch clay wastewater line with new PVC wastewater line and associated manholes. Project to include the repair of asphalt streets and concrete sidewalks and will take place on Colorado Street south of FM917 to East Mesquite, Colorado Street north of FM971 to East Ash, east on East Ash Street to North Alligator Road, north on Mustang Street from East Ash Street to before East Walnut. Engineering for this project is complete. Construction funding will be requested in next grant cycle.

FY18 \$55,400

CDBG Funds Utilized to Date: \$0 (funding requests are being processed)

Census Tract 213 (Block Groups 2 and 3)

Percent Low-Mod: 50.50%

Percent Minority: 39.51%

City of Liberty Hill Sidewalk Project

Activity 90

Accomplishments: Construction of 2,600 linear feet of 4-foot sidewalk, 100 linear feet of 5-foot sidewalk, nine ramps, 16 driveway aprons, and 1,170 linear feet of drainage improvements. The streets to be addressed include Hickman Street, Church Street, Barton Drive, Grange Street, and Munro Street. Survey of service area has been completed and indicates the area is qualified to use CDBG funding. Engineering is complete. Easement acquisition is underway. Project is expected to bid in December 2019, contract awarded in January 2020, construction expected to take approximately four months.

FY16 \$26,000 (engineering only)

FY18 \$224,000

CDBG Funds Utilized to Date: \$0

Survey indicates area is 60% low-mod

Hutto/Huttoparke Sidewalk

Activity 91

Accomplishments: Installing approximately 512 linear feet of 5 foot sidewalks and .25 mile of 10 foot sidewalk along FM1660 from Sylvan Street to between Almquist Street and Brown Street and just south of Limmer Loop. Survey must be completed to verify percent low mod.

FY18 \$56,095

CDBG Funds Utilized to Date: \$0

Survey required to verify area low-mod eligibility

Georgetown 17th Street Sidewalk

Activity 84

Accomplishments: Approximately 1100 feet of 5 foot wide sidewalk, approximately 175 square yards of driveway approach, 8 curb ramps, 150 feet of crosswalk and two GoGeo (fixed route) bus shelters. Project is located on W. 17th Street from Railroad Ave to Forest Street in Georgetown, TX. Project was bid on September 10, 2019 and contract awarded on October 22, 2019. Construction expected to begin January 2020.

FY18 \$206,824

CDBG Funds Utilized to Date: \$8950

Census Tract 214.02 (Block Groups 3 and 4)

Percent Low-Mod: 93.59%

Percent Minority: 51.54%

Georgetown Housing Authority FY18

Activity 92

Accomplishments: Modernization of 158 dwelling buildings, office/community building, management/maintenance buildings, gazebos and fences. Rehab of entries by removing deteriorated wood on fascia boards, trim, soffits, wood siding, wood fencing and paint exterior surfaces. Project to take place at the Georgetown Housing Authority Stonehaven location. Project is being planned with a 2019 funded sewer project for the property. Project is expected to begin early 2020.

FY18 \$282,603

CDBG Funds Utilized to Date: \$0

Housing Authority Rehab 100% low-mod

Taylor Dickey Givens Community Center

Activity 93

Accomplishments: Construction of a 2175 square foot community center to include a kitchen, two ADA compliant restrooms, large meeting room with a stage and all project incidentals. The center will be located in Fannie Robinson Park at the corner of South Dolan Street and MLK Jr. Blvd in Taylor TX. Environmental review is underway. Project expected to begin in January 2020.

FY16 \$150,000

FY18 \$150,000 (reallocated from Bluebonnet Trails Project)

CDBG Funds Utilized to Date: \$0

Census Tract 210 and 211

Percent Low-Mod: 67.35%

Percent Minority: 210-81.34% 211-57.49%

Program Administration

Activity 87

FY18 \$91,912

CDBG Funds Utilized to Date: \$51,106.18

Previously Funded Projects

Previously Funded Projects

Taylor Housing Authority Home Ownership Program

Activity 79

Accomplishments: Down payment assistance was provided to one low income family in 2017 and one low income family in 2018. Homes are located in Taylor TX. Additional income qualified families and individuals are being identified.

FY16 \$100,000

CDBG Funds Utilized to Date: \$30,000

Percent Low-Mod: 100%

Percent Minority: White/Hispanic (both families)

City of Jarrell Water Improvements

Activity 81

Accomplishments: Project was amended on June 5, 2018 from a wastewater project to a water project. Updated project description is the extension of the 12" waterline that was installed in the 2012 CDBG funding cycle. Construction on North 5th Street (north of Avenue East), on East Avenue C from North 5th Street to North 10th Street, on North 10th Street from East Avenue C to West Avenue A, and on West Avenue A from North 10th Street to North 8th Street. This portion of the line is approximately 2000 feet. Project is complete. This is the final time this project will be reported in a CAPER.

FY17 \$215,850

CDBG Funds Utilized to Date: \$215,850

Census Tract 216.03 (Block Group 2)

Percent Low-Mod: 56%

Percent Minority: 25.3%

City of Granger Sewer Project

Activity 80

Accomplishments: Bid will open on December 19, 2019. Design and location decisions delayed the project. Engineering for the project is complete. Construction anticipated to begin in early 2019 and take approximately four months to complete.

FY17 \$294,350

CDBG Funds Utilized to Date: \$3150

Census Tract 213 (Block Groups 2 and 3)

Percent Low-Mod: 49.83%

Percent Minority: 39.51%

Interagency Support Council of Eastern Williamson County

Activity 83

Accomplishments: Provide individual and group therapy, small and large group presentations, crises intervention, psychiatric care, medication monitoring and family therapy to participating schools in Eastern Williamson County. Funding will allow the program to maintain the number of clients served. Program has assisted 20 new clients and provided 53 sessions.

FY17 \$25,000

CDBG Funds Utilized to Date: \$13,262.42

Percent Low-Mod: Limited Clientele

Percent Minority: 65% minority

Taylor Dickey Museum and Multipurpose Center

Activity 82

Accomplishments: Phase 1 of this project was completed on 5-9-2019 and included raising the existing house as required, construction of new concrete piers/foundation, repair of existing floor beams, setting house down on new foundation, replacing roof decking with plywood sheathing, replacing the edge metal, installing new felt, installing new 30 year composition shingles over the entire roof area. The project was funded an additional \$98,000 in 2019 to complete the project.

FY17 \$109,160

CDBG Funds Utilized to Date: \$105,259

Census Tract 212.03 (Block Group 1) Census Tract 210 (Block Groups 1 and 2) Census Tract 211 (Block Group 1)

Percent Low-Mod: 70.76%

Percent Minority: 212.03-37.08% 210-81.34% 211-57.49%

Williamson County Habitat for Humanity

Activity 85

Accomplishments: Family was selected on April 2, 2019. Panel build was in November 2019. On-site construction kick-off is scheduled for January 4, 2020.

Anticipated closing date in May 2020.

CDBG Funds Utilized: \$59,938.04

Income qualified household

Williamson County Habitat for Humanity

Activity 74

Accomplishments: Income qualified family has moved into one property at this location. The second property is scheduled to be completed December 2019. The third property is scheduled for construction Fall 2020.

CDBG Funds Utilized: \$48,137.32

Income qualified households

2018 CAPER Reports



Office of Community Planning and Development
U.S. Department of Housing and Urban Development
Integrated Disbursement and Information System
PR26 - CDBG Financial Summary Report
Program Year 2018
WILLIAMSON COUNTY, TX

DATE: 11-25-19
TIME: 14:05
PAGE: 1

PART I: SUMMARY OF CDBG RESOURCES

01 UNEXPENDED CDBG FUNDS AT END OF PREVIOUS PROGRAM YEAR	1,835,583.35
02 ENTITLEMENT GRANT	1,414,580.00
03 SURPLUS URBAN RENEWAL	0.00
04 SECTION 108 GUARANTEED LOAN FUNDS	0.00
05 CURRENT YEAR PROGRAM INCOME	0.00
05a CURRENT YEAR SECTION 108 PROGRAM INCOME (FOR SI TYPE)	0.00
06 FUNDS RETURNED TO THE LINE-OF-CREDIT	0.00
06a FUNDS RETURNED TO THE LOCAL CDBG ACCOUNT	0.00
07 ADJUSTMENT TO COMPUTE TOTAL AVAILABLE	0.00
08 TOTAL AVAILABLE (SUM, LINES 01-07)	3,250,163.35

PART II: SUMMARY OF CDBG EXPENDITURES

09 DISBURSEMENTS OTHER THAN SECTION 108 REPAYMENTS AND PLANNING/ADMINISTRATION	508,423.51
10 ADJUSTMENT TO COMPUTE TOTAL AMOUNT SUBJECT TO LOW/MOD BENEFIT	0.00
11 AMOUNT SUBJECT TO LOW/MOD BENEFIT (LINE 09 + LINE 10)	508,423.51
12 DISBURSED IN IDIS FOR PLANNING/ADMINISTRATION	177,375.47
13 DISBURSED IN IDIS FOR SECTION 108 REPAYMENTS	0.00
14 ADJUSTMENT TO COMPUTE TOTAL EXPENDITURES	0.00
15 TOTAL EXPENDITURES (SUM, LINES 11-14)	685,798.98
16 UNEXPENDED BALANCE (LINE 08 - LINE 15)	2,564,364.37

PART III: LOW/MOD BENEFIT THIS REPORTING PERIOD

17 EXPENDED FOR LOW/MOD HOUSING IN SPECIAL AREAS	0.00
18 EXPENDED FOR LOW/MOD MULTI-UNIT HOUSING	0.00
19 DISBURSED FOR OTHER LOW/MOD ACTIVITIES	508,423.51
20 ADJUSTMENT TO COMPUTE TOTAL LOW/MOD CREDIT	0.00
21 TOTAL LOW/MOD CREDIT (SUM, LINES 17-20)	508,423.51
22 PERCENT LOW/MOD CREDIT (LINE 21/LINE 11)	100.00%

LOW/MOD BENEFIT FOR MULTI-YEAR CERTIFICATIONS

23 PROGRAM YEARS(PY) COVERED IN CERTIFICATION	PY: PY:
24 CUMULATIVE NET EXPENDITURES SUBJECT TO LOW/MOD BENEFIT CALCULATION	0.00
25 CUMULATIVE EXPENDITURES BENEFITTING LOW/MOD PERSONS	0.00
26 PERCENT BENEFIT TO LOW/MOD PERSONS (LINE 25/LINE 24)	0.00%

PART IV: PUBLIC SERVICE (PS) CAP CALCULATIONS

27 DISBURSED IN IDIS FOR PUBLIC SERVICES	13,526.42
28 PS UNLIQUIDATED OBLIGATIONS AT END OF CURRENT PROGRAM YEAR	11,373.58
29 PS UNLIQUIDATED OBLIGATIONS AT END OF PREVIOUS PROGRAM YEAR	0.00
30 ADJUSTMENT TO COMPUTE TOTAL PS OBLIGATIONS	0.00
31 TOTAL PS OBLIGATIONS (LINE 27 + LINE 28 - LINE 29 + LINE 30)	25,000.00
32 ENTITLEMENT GRANT	1,414,580.00
33 PRIOR YEAR PROGRAM INCOME	0.00
34 ADJUSTMENT TO COMPUTE TOTAL SUBJECT TO PS CAP	0.00
35 TOTAL SUBJECT TO PS CAP (SUM, LINES 32-34)	1,414,580.00
36 PERCENT FUNDS OBLIGATED FOR PS ACTIVITIES (LINE 31/LINE 35)	1.77%

PART V: PLANNING AND ADMINISTRATION (PA) CAP

37 DISBURSED IN IDIS FOR PLANNING/ADMINISTRATION	177,375.47
38 PA UNLIQUIDATED OBLIGATIONS AT END OF CURRENT PROGRAM YEAR	14,515.80
39 PA UNLIQUIDATED OBLIGATIONS AT END OF PREVIOUS PROGRAM YEAR	135,413.99
40 ADJUSTMENT TO COMPUTE TOTAL PA OBLIGATIONS	0.00
41 TOTAL PA OBLIGATIONS (LINE 37 + LINE 38 - LINE 39 + LINE 40)	56,577.28
42 ENTITLEMENT GRANT	1,414,580.00
43 CURRENT YEAR PROGRAM INCOME	0.00
44 ADJUSTMENT TO COMPUTE TOTAL SUBJECT TO PA CAP	0.00
45 TOTAL SUBJECT TO PA CAP (SUM, LINES 42-44)	1,414,580.00
46 PERCENT FUNDS OBLIGATED FOR PA ACTIVITIES (LINE 41/LINE 45)	4.00%



Office of Community Planning and Development
U.S. Department of Housing and Urban Development
Integrated Disbursement and Information System
PR26 - CDBG Financial Summary Report

DATE: 11-29-19
TIME: 14:06
PAGE: 2

Program Year 2018

WILLIAMSON COUNTY, TX

LINE 17 DETAIL: ACTIVITIES TO CONSIDER IN DETERMINING THE AMOUNT TO ENTER ON LINE 17

Report returned no data.

LINE 18 DETAIL: ACTIVITIES TO CONSIDER IN DETERMINING THE AMOUNT TO ENTER ON LINE 18

Report returned no data.

LINE 19 DETAIL: ACTIVITIES INCLUDED IN THE COMPUTATION OF LINE 19

Plan Year	IDIS Project	IDIS Activity	Voucher Number	Activity Name	Matrix Code	National Objective	Drawn Amount
2014	8	74	6244522	Habitat for Humanity Land Acquisition 1207 and 1305 Pink Street	01	LMIH	\$160.00
2014	8	74	6254705	Habitat for Humanity Land Acquisition 1207 and 1305 Pink Street	01	LMIH	\$42.05
2014	8	85	6291349	Habitat for Humanity Land Acquisition 1306 Marshall Taylor TX	01	LMIH	\$55,936.04
					01	Matrix Code	\$60,140.09
2017	1	86	6291349	Weir Community Center FY17 and FY18	03E	LMA	\$25,398.00
2017	1	86	6302303	Weir Community Center FY17 and FY18	03F	LMA	\$2,988.00
2017	1	86	6314556	Weir Community Center FY17 and FY18	03E	LMA	\$34,362.00
2017	3	92	6235203	Taylor Dickey Museum/Multipurpose Center	03C	LMA	\$54,946.00
2017	3	87	6254705	Taylor Dickey Museum/Multipurpose Center	03E	LMA	\$50,313.00
					03E	Matrix Code	\$168,007.00
2017	2	81	6218120	Jarrell Water Improvements 2017	03J	LMA	\$11,700.00
2017	2	81	6226375	Jarrell Water Improvements 2017	03J	LMA	\$7,400.00
2017	2	81	6235203	Jarrell Water Improvements 2017	03J	LMA	\$3,700.00
2017	2	81	6263951	Jarrell Water Improvements 2017	03J	LMA	\$1,820.00
2017	2	81	6271207	Jarrell Water Improvements 2017	03J	LMA	\$171,354.56
2017	2	81	6282022	Jarrell Water Improvements 2017	03J	LMA	\$12,692.98
2017	2	81	6302303	Jarrell Water Improvements 2017	03J	LMA	\$332.46
2017	4	80	6218120	FY17 Granger Sewer Project	03J	LMA	\$11,250.00
2017	4	80	6226375	FY17 Granger Sewer Project	03J	LMA	\$9,000.00
2017	4	80	6235203	FY17 Granger Sewer Project	03J	LMA	\$9,000.00
					03J	Matrix Code	\$237,700.00
2018	4	84	6282022	Georgetown FY18 Sidewalk Project	03L	LMA	\$1,250.00
2018	4	84	6291349	Georgetown FY18 Sidewalk Project	03L	LMA	\$7,700.00
					03L	Matrix Code	\$8,950.00
2017	6	83	6235203	Interagency Support Council	050	LMC	\$4,518.67
2017	6	83	6244522	Interagency Support Council	050	LMC	\$1,163.70
2017	6	83	6254705	Interagency Support Council	050	LMC	\$1,315.87
2017	6	83	6263951	Interagency Support Council	050	LMC	\$1,726.81
2017	6	83	6271207	Interagency Support Council	050	LMC	\$1,734.77
2017	6	83	6282022	Interagency Support Council	050	LMC	\$1,790.39
2017	6	83	6291349	Interagency Support Council	050	LMC	\$1,371.26
					050	Matrix Code	\$13,626.42
2016	3	79	6314556	Taylor Housing Authority Home Ownership Program	13B	LMIH	\$20,000.00
					13B	Matrix Code	\$20,000.00
Total							\$508,423.51

LINE 27 DETAIL: ACTIVITIES INCLUDED IN THE COMPUTATION OF LINE 27

Plan Year	IDIS Project	IDIS Activity	Voucher Number	Activity Name	Matrix Code	National Objective	Drawn Amount
2017	6	83	6235203	Interagency Support Council	050	LMC	\$4,518.67
2017	6	83	6244522	Interagency Support Council	050	LMC	\$1,163.70
2017	6	83	6254705	Interagency Support Council	050	LMC	\$1,315.87
2017	6	83	6263951	Interagency Support Council	050	LMC	\$1,726.81



Office of Community Planning and Development
U.S. Department of Housing and Urban Development
Integrated Disbursement and Information System
PR26 - CDBG Financial Summary Report

DATE: 11-25-19
TIME: 14:05
PAGE: 3

Program Year 2018

WILLIAMSON COUNTY, TX

Plan Year	IDIS Project	IDIS Activity	Voucher Number	Activity Name	Matrix Code	National Objective	Drawn Amount
2017	6	83	6271207	Interagency Support Council	050	LMC	\$1,734.72
2017	6	83	6282022	Interagency Support Council	050	LMC	\$1,785.39
2017	6	83	6281319	Interagency Support Council	050	LMC	\$1,371.26
Total					050	Matrix Code	\$13,626.42
							\$13,626.42

LINE 37 DETAIL: ACTIVITIES INCLUDED IN THE COMPUTATION OF LINE 37

Plan Year	IDIS Project	IDIS Activity	Voucher Number	Activity Name	Matrix Code	National Objective	Drawn Amount
2017	7	87	6291340	Program Administration 2018	20		\$12,576.46
2017	7	87	6302393	Program Administration 2018	20		\$14,769.23
2017	7	87	6314555	Program Administration 2018	20		\$14,615.80
					20	Matrix Code	\$41,961.48
2017	7	78	6218120	Program Administration 2017	21A		\$28,977.18
2017	7	78	6226376	Program Administration 2017	21A		\$10,210.36
2017	7	78	6235203	Program Administration 2017	21A		\$9,562.49
2017	7	78	6244521	Program Administration 2017	21A		\$8,712.60
2017	7	78	6254705	Program Administration 2017	21A		\$14,079.22
2017	7	78	6263951	Program Administration 2017	21A		\$12,094.74
2017	7	78	6271207	Program Administration 2017	21A		\$8,705.48
2017	7	78	6282022	Program Administration 2017	21A		\$8,755.48
2017	7	78	6291349	Program Administration 2017	21A		\$35,915.04
Total					21A	Matrix Code	\$135,413.99
							\$177,375.47



U.S. Department of Housing and Urban Development
Office of Community Planning and Development
Integrated Disbursement and Information System
CDBG Activity Summary Report (GPR) for Program Year 2018
WILLIAMSON COUNTY

Date: 25-Nov-2019
Time: 14:07
Page: 1

PGM Year: 2014

Project: 0008 - Habitat for Humanity of Williamson County

IDIS Activity: 74 - Habitat for Humanity Land Acquisition 1207 and 1305 Frink Street

Status: Open
Location: 2108 N Austin Ave Georgetown, TX 78626-4511
Objective: Provide decent affordable housing
Outcome: Affordability
Matrix Code: Acquisition of Real Property (01)
National Objective: LMH

Initial Funding Date: 08/01/2017

Description:

Land acquisition of property located at 1207 Frink Street and 1305 Frink Street in Taylor TX.
For the purpose of building affordable housing.

Financing

Fund Type	Grant Year	Grant	Funded Amount	Drawn In Program Year	Drawn Into Program Year
CDBG	EN	Pre-2015		\$0.00	\$0.00
		2014	\$39,380.56	\$202.05	\$39,380.56
Total	Total		\$39,380.56	\$202.05	\$39,380.56

Proposed Accomplishments

Housing Units : 2

Actual Accomplishments

Number assisted:

	Owner		Renter		Total		Person	
	Total	Hispanic	Total	Hispanic	Total	Hispanic	Total	Hispanic
White:	0	0	0	0	0	0	0	0
Black/African American:	0	0	0	0	0	0	0	0
Asian:	0	0	0	0	0	0	0	0
American Indian/Alaskan Native:	0	0	0	0	0	0	0	0
Native Hawaiian/Other Pacific Islander:	0	0	0	0	0	0	0	0
American Indian/Alaskan Native & White:	0	0	0	0	0	0	0	0
Asian White:	0	0	0	0	0	0	0	0
Black/African American & White:	0	0	0	0	0	0	0	0
American Indian/Alaskan Native & Black/African American:	0	0	0	0	0	0	0	0
Other multi-racial:	0	0	0	0	0	0	0	0
Asian/Pacific Islander:	0	0	0	0	0	0	0	0
Hispanic:	0	0	0	0	0	0	0	0
Total:	0	0	0	0	0	0	0	0

PRO3 - WILLIAMSON COUNTY

Page: 1 of 18



U.S. Department of Housing and Urban Development
Office of Community Planning and Development
Integrated Disbursement and Information System
CDBG Activity Summary Report (GPR) for Program Year 2018
WILLIAMSON COUNTY

Date: 25-Nov-2019
Time: 14:07
Page: 2

Female-headed Households:				0	0	0
Income Category:						
Extremely Low						
Low Mod						
Moderate						
Non Low Moderate						
Total				0	0	0
Percent Low/Mod				0	0	0

Annual Accomplishments		Accomplishment Narrative		# Benefiting
Years				
2016		Habitat will conduct future homeowner selection process March-June 2018		
		Building is anticipated to begin in late fall/early winter 2018 on both houses with houses being sold to families in June 2019.		
2017		Purchase of property at 1207 and 1305 Frink Street in Taylor TX. Property at 1207 was subdivided into two lots (1205 and 1207). A duplex will be built on 1205 Frink. Anticipated start date for 1205 Frink is July 2018 and for 1207 Frink is September 2018. Construction to begin on 1305 Frink in December 2018.		



U.S. Department of Housing and Urban Development
Office of Community Planning and Development
Integrated Disbursement and Information System
CDBG Activity Summary Report (GPR) for Program Year 2018
WILLIAMSON COUNTY

Date: 25-Nov-2019
Time: 14:07
Page: 3

PGM Year: 2017
Project: 0007 - Program Administration
IDIS Activity: 78 - Program Administration 2017
Status: Open
Location: 1

Objective:
Outcome:
Matrix Code: General Program Administration (21A)
National Objective:

Initial Funding Date: 12/29/2017

Description:
Program Administration
Financing

Fund Type	Grant Year	Grant	Funded Amount	Drawn In Program Year	Drawn Thru Program Year
CDBG	EN	9170C/80502	\$256,640.00	\$135,413.99	\$256,640.00
Total			\$256,640.00	\$135,413.99	\$256,640.00

Proposed Accomplishments

Actual Accomplishments

Number assisted:

White:
Black/African American:
Asian:
American Indian/Alaskan Native:
Native Hawaiian/Other Pacific Islander:
American Indian/Alaskan Native & White:
Asian White:
Black/African American & White:
American Indian/Alaskan Native & Black/African American:
Other multi-racial:
Asian/Pacific Islander:
Hispanic:

Total:
Female-headed Households:


Income Category:

	Owner		Renter		Total		Person	
	Total	Hispanic	Total	Hispanic	Total	Hispanic	Total	Hispanic
White:	0	0	0	0	0	0	0	0
Black/African American:	0	0	0	0	0	0	0	0
Asian:	0	0	0	0	0	0	0	0
American Indian/Alaskan Native:	0	0	0	0	0	0	0	0
Native Hawaiian/Other Pacific Islander:	0	0	0	0	0	0	0	0
American Indian/Alaskan Native & White:	0	0	0	0	0	0	0	0
Asian White:	0	0	0	0	0	0	0	0
Black/African American & White:	0	0	0	0	0	0	0	0
American Indian/Alaskan Native & Black/African American:	0	0	0	0	0	0	0	0
Other multi-racial:	0	0	0	0	0	0	0	0
Asian/Pacific Islander:	0	0	0	0	0	0	0	0
Hispanic:	0	0	0	0	0	0	0	0
Total:	0	0	0	0	0	0	0	0

Income Category: Owner Renter Total Person

PR03 - WILLIAMSON COUNTY

Page: 3 of 18




U.S. Department of Housing and Urban Development
Office of Community Planning and Development
Integrated Disbursement and Information System
CDBG Activity Summary Report (SPR) for Program Year 2018
WILLIAMSON COUNTY

Date: 25-Nov-2019
Time: 14:07
Page: 4

Extremely Low	0	0	0
Low Mod	0	0	0
Moderate	0	0	0
Non Low Moderate	0	0	0
Total	0	0	0
Percent Low/Mod			

Annual Accomplishments

No data returned for this view. This might be because the applied filter excludes all data.



U.S. Department of Housing and Urban Development
Office of Community Planning and Development
Integrated Disbursement and Information System
CDBG Activity Summary Report (GPR) for Program Year 2018
WILLIAMSON COUNTY

Date: 25-Nov-2019
Time: 14:07
Page: 5

PGM Year: 2016

Project: 0003 - Taylor Housing Authority Home Ownership Program

IDIS Activity: 79 - Taylor Housing Authority Home Ownership Program

Status: Open

Location: 311 E 7th St Apt C Taylor, TX 76574-3222

Objective: Provide decent affordable housing

Outcome: Affordability

Matrix Code: Homeownership Assistance-excluding
Housing Counseling under 24 CFR
5.100 (13B)

National Objective: LMH

Initial Funding Date: 02/07/2018

Description:

Program will provide pre and post purchase counseling and homebuyer assistance to income qualified individuals and families.

Financing

Fund Type	Grant Year	Grant	Funded Amount	Drawn in Program Year	Drawn thru Program Year
CDBG	EN	2016	016UC480502	\$100,000.00	\$30,000.00
Total			\$100,000.00	\$20,000.00	\$30,000.00

Proposed Accomplishments

Households (General) : 10


Actual Accomplishments

Number assisted:

	Owner		Renter		Total		Person	
	Total	Hispanic	Total	Hispanic	Total	Hispanic	Total	Hispanic
White:	1	1	0	0	1	0	0	0
Black/African American:	0	0	0	0	0	0	0	0
Asian:	0	0	0	0	0	0	0	0
American Indian/Alaskan Native:	0	0	0	0	0	0	0	0
Native Hawaiian/Other Pacific Islander:	0	0	0	0	0	0	0	0
American Indian/Alaskan Native & White:	0	0	0	0	0	0	0	0
Asian White:	0	0	0	0	0	0	0	0
Black/African American & White:	0	0	0	0	0	0	0	0
American Indian/Alaskan Native & Black/African American:	0	0	0	0	0	0	0	0
Other multi-racial:	0	0	0	0	0	0	0	0
Asian/Pacific Islander:	0	0	0	0	0	0	0	0
Hispanic:	0	0	0	0	0	0	0	0
Total:	1	1	0	0	1	1	0	0
Female-headed Households:	0	0	0	0	0	0	0	0

FR03 - WILLIAMSON COUNTY

Page: 5 of 18



U.S. Department of Housing and Urban Development
Office of Community Planning and Development
Integrated Disbursement and Information System
CDBG Activity Summary Report (GPR) for Program Year 2018
WILLIAMSON COUNTY

Date: 25-Nov-2019
Time: 14:07
Page: 6

Income Category:

	Owner	Renter	Total	Person
Extremely Low	0	0	0	0
Low Mod	1	0	1	0
Moderate	0	0	0	0
Non Low Moderate	0	0	0	0
Total	1	0	1	0
Percent Low/Mod:	100.0%		100.0%	

Annual Accomplishments

Years	Accomplishment Narrative	# Benefitting
2017	Down payment assistance was provided to low income family. Home located at 315 Lizzie Street, Taylor TX.	
2018	Down payment assistance was provided to low income family. Home located at 168 Belham Loop, Taylor TX.	



U.S. Department of Housing and Urban Development
Office of Community Planning and Development
Integrated Disbursement and Information System
CDBG Activity Summary Report (GPR) for Program Year 2018
WILLIAMSON COUNTY

Date: 25-Nov-2019
Time: 14:07
Page: 7

PGM Year: 2017
Project: 0004 - City of Granger Sewer Project
IDIS Activity: 80 - FY17 Granger Sewer Project
Status: Open
Location: PO Box 367 Granger, TX 76530-0367

Objectives: Create suitable living environments
Outcome: Availability/accessibility
Matrix Code: Water/Sewer Improvements (03.U)

National Objective: LMA

Initial Funding Date: 11/14/2018

Description:

Replacement of existing lift station located on Roswell Avenue with a prepackaged lift station.
Project will include replacement of forcemain and gravity line relocation, and associated project incidentals.

Financing


	Fund Type	Grant Year	Grant	Funded Amount	Drawn In Program Year	Drawn Thru Program Year
CDBG	FN	2017	B-7-JC482502	\$294,350.00	\$29,250.00	\$31,500.00
Total	Total			\$294,350.00	\$29,250.00	\$31,500.00

Proposed Accomplishments

People (General) : 1,245
Total Population in Service Area: 1,485
Census Tract Percent Low / Mod: 45.83

Annual Accomplishments

Years	Accomplishment Narrative	# Benefiting
2017	The project will be advertised in December 2018, will go for bid in January 2019 and will take approximately six months to complete.	
2018	Bid will open on December 19, 2019. Design and location decisions delayed the project. Engineering for the project is complete. Construction anticipated to begin in early 2019 and take approximately four months to complete.	



U.S. Department of Housing and Urban Development
Office of Community Planning and Development
Integrated Disbursement and Information System
CDBG Activity Summary Report (GPR) for Program Year 2018
WILLIAMSON COUNTY

Date: 25-Nov-2019
Time: 14:07
Page: 8

PGM Year: 2017
Project: 0002 - City of Jarrell Water Improvements
IDIS Activity: 81 - Jarrell Water Improvements 2017
Status: Open
Location: 161 Town Center Blvd Jarrell, TX 76037-4003
Objective: Create suitable living environments
Outcome: Availability/accessibility
Mark Code: Water/Sewer Improvements (WSJ)
National Objective: LMA

Initial Funding Date: 11/14/2018

Description:

Extension of the 12" waterline that was installed in the 2012 CDBG funding cycle. Construction would be on North 5th Street (north of Avenue East), on East Avenue C from North 5th Street to North 10th Street, on North 10th Street from East Avenue C to West Avenue A, and on West Avenue A from North 10th Street to North 8th Street. This portion of the line will be approximately 2000 feet.

Financing


	Fund Type	Grant Year	Grant	Funded Amount	Drawn In Program Year	Drawn Thru Program Year
CDBG	EN	2017	B17UC480522	\$215,850.00	\$208,450.00	\$215,850.00
Total	Total			\$215,850.00	\$208,450.00	\$215,850.00

Proposed Accomplishments

People (General): 1,000
Total Population in Service Area: 1,000
Census Tract Percent Low / Mod: 96.00

Annual Accomplishments

Years	Accomplishment Narrative	# Benefiting
2017	Engineering is under-way. Project was amended on June 5, 2018 from a wastewater project to a water project.	



U.S. Department of Housing and Urban Development
Office of Community Planning and Development
Integrated Disbursement and Information System
CDBG Activity Summary Report (GPR) for Program Year 2018
WILLIAMSON COUNTY

Date: 25-Nov-2019
Time: 14:07
Page: 9

PGM Year: 2017
Project: 0003 - Taylor Dickey Museum and Multipurpose Center
IDIS Activity: 82 - Taylor Dickey Museum Multipurpose Center
Status: Open
Localit: 500 Burkett Street Taylor, TX 78574

Objective: Create suitable living environments
Outcome: Availability/accessibility
Matrix Code: Neighborhood Facilities (NFE)

National Objective: LMA

Initial Funding Date: 02/12/2019

Description:

Rehabilitation of the Dr. James Lee Dickey House located at 500 Burkett Street in Taylor, TX. Project includes, but is not limited to, building and foundation repairs, asbestos and lead paint testing and abatement, air testing, concrete walks and ramps.

Financing

	Fund Type	Grant Year	Grant	Funded Amount	Drawn In Program Year	Drawn Thru Program Year
CDBG	EN	2017	317UC480502	\$108,160.00	\$105,259.00	\$105,259.00
Total				\$108,160.00	\$105,259.00	\$105,259.00

Proposed Accomplishments

Public Facilities : 4.755
Total Population in Service Area: 4,755
Census Tract Percent Low / Mod: 70.77

Annual Accomplishments

Years	Accomplishment Narrative	# Benefiting
2018	Phase 1 of this project was completed on 5-9-2019 and included raising the existing house as required, construction of new concrete pier/foundation, repair of existing floor beams, setting house down on new foundation, replacing roof decking with plywood sheathing, replacing the edge metal, installing new felt, installing new 30 year composition shingles over the entire roof area.	



U.S. Department of Housing and Urban Development
Office of Community Planning and Development
Integrated Disbursement and Information System
CDBG Activity Summary Report (GPR) for Program Year 2018
WILLIAMSON COUNTY

Date: 25-Nov-2019
Time: 14:07
Page: 10

PGM Year: 2017
Project: 0006 - Interagency Support Council of Eastern Williamson County
IDIS Activity: 83 - Interagency Support Council
Status: Open
Location: PO Box 5 Taylor, TX 76574-0005
Objective: Create suitable living environments
Outcomes: Availability/Accessibility
Matrix Code: Mental Health Services (050)
National Objective: LMC

Initial Funding Date: 02/12/2019

Description:

Provide individual and group therapy, small and large group presentations, crisis intervention, psychiatric care, medication monitoring and family therapy to participating schools in Eastern Williamson County.
Funding will allow the program to maintain the number of clients served.

Financing

Fund Type	Grant Year	Grant	Funded Amount	Drawn In Program Year	Drawn Thru Program Year
CDBG	EN	2017	B17UC480502	\$25,000.00	\$13,626.42
Total				\$25,000.00	\$13,626.42

Proposed Accomplishments

People (General) : 20

Actual Accomplishments

Number assisted:

	Owner		Renter		Total		Person	
	Total	Hispanic	Total	Hispanic	Total	Hispanic	Total	Hispanic
White:	0	0	0	0	0	0	17	10
Black/African American:	0	0	0	0	0	0	1	0
Asian:	0	0	0	0	0	0	0	0
American Indian/Alaskan Native:	0	0	0	0	0	0	0	0
Native Hawaiian/Other Pacific Islander:	0	0	0	0	0	0	0	0
American Indian/Alaskan Native & White:	0	0	0	0	0	0	0	0
Asian White:	0	0	0	0	0	0	0	0
Black/Mexican American & White:	0	0	0	0	0	0	0	0
American Indian/Alaskan Native & Black/African American:	0	0	0	0	0	0	0	0
Other multi-racial:	0	0	0	0	0	0	2	2
Asian/Pacific Islander:	0	0	0	0	0	0	0	0
Hispanic:	0	0	0	0	0	0	0	0
Total:	0	0	0	0	0	0	20	12



U.S. Department of Housing and Urban Development
Office of Community Planning and Development
Integrated Disbursement and Information System
CDBG Activity Summary Report (GPR) for Program Year 2018
WILLIAMSON COUNTY


Date: 25-Nov-2019
Time: 14:07
Page: 11

Female-headed Households:

Income Category:	Owner	Renter	Total	Person
Extremely Low	0	0	0	0
Low Mod	0	0	0	10
Moderate	0	0	0	10
Non Low Moderate	0	0	0	0
Total	0	0	0	20
Percent Low/Mod				100.0%

Annual Accomplishments

Years	Accomplishment Narrative	# Benefitting
2018	Provide individual and group therapy, small and large group presentations, crises intervention, psychiatric care, medication monitoring and family therapy to participating schools in Eastern Williamson County. Funding will allow the program to maintain the number of clients served. Program has assisted 20 clients and provided 53 sessions.	



U.S. Department of Housing and Urban Development
Office of Community Planning and Development
Integrated Disbursement and Information System
CDBG Activity Summary Report (GPR) for Program Year 2018
WILLIAMSON COUNTY

Date: 25-Nov-2019
Time: 14:07
Page: 12

PGM Year: 2018
Project: 0004 - Georgetown 17th Street Sidewalk
IDIS Activity: 84 - Georgetown FY18 Sidewalk Project
Status: Open
Location: 408 W 8th St Georgetown, TX 78626-5503

Objective: Create suitable living environments
Outcome: Availability/accessibility
Matrix Code: Sidewalks (03L)

National Objective: LMA

Initial Funding Date: 07/02/2019

Description:

Approximately 1100 feet of 5 foot wide sidewalk, approximately 175 square yards and driveway approach, 8 curb ramps, 150 feet of crosswalk and two GoGeo (fixed route) bus shelters. Project is located on W. 17th Street from Railroad Ave to Forest Street in Georgetown, TX.

Financing

Fund Type	Grant Year	Grant	Funded Amount	Drawn In Program Year	Drawn Thru Program Year
CDBG	2018	B18UC480502	\$206,824.00	\$8,950.00	\$8,950.00
Total			\$206,824.00	\$8,950.00	\$8,950.00

Proposed Accomplishments

People (General) : 1,795
Total Population in Service Area: 1,795
Census Tract Percent Low / Mod: 93.59

Annual Accomplishments

Years	Accomplishment Narrative	# Benefitting
2018	Project was bid on September 10, 2019 and contract awarded on October 22, 2019. Construction expected to begin January 2020.	



U.S. Department of Housing and Urban Development
Office of Community Planning and Development
Integrated Disbursement and Information System
CDBG Activity Summary Report (GPR) for Program Year 2018
WILLIAMSON COUNTY

Date: 25-Nov-2019
Time: 14:07
Page: 13

PGM Year: 2014
Project: 0008 - Habitat for Humanity of Williamson County
IDIS Activity: 85 - Habitat for Humanity Land Acquisition 1306 Marshall Street TX
Status: Open
Location: Address Suppressed
Objective: Provide decent affordable housing
Outcome: Affordability
Matrix Code: Acquisition of Real Property (01)
National Objective: LMIH

Initial Funding Date: 07/31/2019

Description:

Land acquisition of property located at 1306 Marshall Street in Taylor TX.
For the purpose of building affordable housing.

Financing

	Fund Type	Grant Year	Grant	Funded Amount	Drawn In Program Year	Drawn Thru Program Year
CDBG	EN	Pre-2015		\$59,938.04	\$0.00	\$0.00
		2014	B14UC480522		\$59,938.04	\$59,938.04
Total	Total			\$59,938.04	\$59,938.04	\$59,938.04

Proposed Accomplishments

Housing Units : 1

Actual Accomplishments

Number assisted:

	Owner		Renter		Total		Person	
	Total	Hispanic	Total	Hispanic	Total	Hispanic	Total	Hispanic
White:	0	0	0	0	0	0	0	0
Black/African American:	0	0	0	0	0	0	0	0
Asian:	0	0	0	0	0	0	0	0
American Indian/Alaskan Native:	0	0	0	0	0	0	0	0
Native Hawaiian/Other Pacific Islander:	0	0	0	0	0	0	0	0
American Indian/Alaskan Native & White:	0	0	0	0	0	0	0	0
Asian White:	0	0	0	0	0	0	0	0
Black/African American & White:	0	0	0	0	0	0	0	0
American Indian/Alaskan Native & Black/African American:	0	0	0	0	0	0	0	0
Other multi-racial:	0	0	0	0	0	0	0	0
Asian/Pacific Islander:	0	0	0	0	0	0	0	0
Hispanic:	0	0	0	0	0	0	0	0
Total:	0	0	0	0	0	0	0	0



U.S. Department of Housing and Urban Development
Office of Community Planning and Development
Integrated Disbursement and Information System
CDBG Activity Summary Report (GPR) for Program Year 2018
WILLIAMSON COUNTY

Date: 25-Nov-2019
Time: 14:07
Page: 14

Ferris: Headset: Households:	0	0	0	0
Income Category:	Owner	Renter	Total	Person
Extremely Low	0	0	0	0
Low Mod	0	0	0	0
Moderate	0	0	0	0
Non Low Moderate	0	0	0	0
Total	0	0	0	0
Percent Low/Mod				

Annual Accomplishments

No data returned for this view. This might be because the applied filter excludes all data.



U.S. Department of Housing and Urban Development
Office of Community Planning and Development
Integrated Disbursement and Information System
CDBG Activity Summary Report (GPR) for Program Year 2018
WILLIAMSON COUNTY

Date: 25-Nov-2019
Time: 14:07
Page: 15

PGM Year: 2017
Project: 0001 - City of Weir Community Center
IDIS Activity: 86 - Weir Community Center FY17 and FY18

Status: Open
Location: 375 FM 1105 Weir, TX 78674
Objective: Create suitable living environments
Outcome: Availability/accessibility
Matrix Code: Neighborhood Facilities (NFE)
National Objective: LHA

Initial Funding Date: 07/13/2019

Description:

Construction of a 4,000 square foot community center with ADA restroom facilities, ADA parking and sidewalk access.
The project is located in Weir, TX

Financing

	Fund Type	Grant Year	Grant	Funded Amount	Drawn In Program Year	Drawn Thru Program Year
CDBG	EN	2017	317UC480502	\$300,000.00	\$0.00	\$0.00
		2018	318UC480502	\$292,748.00	\$62,748.00	\$62,748.00
Total	Total			\$592,700.00	\$62,748.00	\$62,748.00

Proposed Accomplishments

Public Facilities : 1
Total Population in Service Area: 1,500
Census Tract Percent Low / Mod: 56.92

Annual Accomplishments

Years	Accomplishment Narrative	# Benefiting
2018	Engineering for this project is complete. Original bids came in over budget. Project will rebid December 19, 2019. Once a contract is awarded, the project will take approximately 5-6 months for completion.	



U.S. Department of Housing and Urban Development
Office of Community Planning and Development
Integrated Disbursement and Information System
CDBG Activity Summary Report (GPR) for Program Year 2018
WILLIAMSON COUNTY

Date: 25-Nov-2019
Time: 14:07
Page: 16

PGM Year: 2017
Project: 0007 - Program Administration
IDIS Activity: 87 - Program Administration 2018
Status: Open
Location:

Objective:
Outcome:
Matrix Code: Planning (20)
National Objective:

Initial Funding Date: 07/31/2019

Description:
Program Administration
Financing

Fund Type	Grant Year	Grant	Funded Amount	Drawn In Program Year	Drawn Thru Program Year
CDBG	Pre-2015		\$91,912.00	\$0.00	\$0.00
	2014	B14UC480302		\$41,961.48	\$41,961.48
Total			\$91,912.00	\$41,961.48	\$41,961.48


Proposed Accomplishments
Actual Accomplishments

Number assisted:

	Owner		Renter		Total		Person	
	Total	Hispanic	Total	Hispanic	Total	Hispanic	Total	Hispanic
White:					0	0		
Black/African American:					0	0		
Asian:					0	0		
American Indian/Alaskan Native:					0	0		
Native Hawaiian/Other Pacific Islander:					0	0		
American Indian/Alaskan Native & White:					0	0		
Asian White:					0	0		
Black/African American & White:					0	0		
American Indian/Alaskan Native & Black/African American:					0	0		
Other multi-racial:					0	0		
Asian/Pacific Islander:					0	0		
Hispanic:					0	0		
Total:	0	0	0	0	0	0	0	0
Female-headed Households:					0			

PR03 - WILLIAMSON COUNTY

Page: 16 of 18



U.S. Department of Housing and Urban Development
Office of Community Planning and Development
Integrated Disbursement and Information System
CDDBG Activity Summary Report (GPR) for Program Year 2018
WILLIAMSON COUNTY

Date: 25-Nov-2019
Time: 14:07
Page: 17

Income Category:	Owner	Renter	Total	Person
Extremely Low			0	
Low Mod			0	
Moderate			0	
Non Low Moderate			0	
Total	0	0	0	0
Percent Low/Mod				

Annual Accomplishments

No data returned for this view. This might be because the applied filter excludes all data.



U.S. Department of Housing and Urban Development
Office of Community Planning and Development
Integrated Disbursement and Information System
CDBG Activity Summary Report (GPR) for Program Year 2018
WILLIAMSON COUNTY

Date: 25-Nov-2019
Time: 14:07
Page: 18

Total Funded Amount:	\$1,991,754.60
Total Drawn Thru Program Year:	\$865,853.50
Total Drawn In Program Year:	\$685,798.98

IDIS - PR09

U.S. Department of Housing and Urban Development
Office of Community Planning and Development
Integrated Disbursement and Information System
Program Income Details by Fiscal Year and Program
WILLIAMSON COUNTY, TX

Date: 11-25-19
Time: 14:09
Page: 1

Report for Program:CDBG

*Data Only Provided for Time Period Queried:01-01-1900 to 11-25-2019

Program Year	Program	Associated Grant Number	Fund Type	Estimated Income for Year	Transaction	Voucher #	Voucher Created	Voucher Type	IDIS Proj. ID	IDIS Actv. ID	Matrix Code	Receipts/Drawn Amount	
2015	CDBG	B15UC480502	PI	0.00	RECEIPTS								
						5180779001	12-03-15		6	35	01	27,500.00	
					DRAWS	5873655003	12-03-15	PV	2	60	030	27,500.00	
											PI Receipts	27,500.00	
											PI Draws	27,500.00	
											PI Balance	0.00	
												Total CDBG Receipts*:	27,500.00
												Total CDBG Draws against Receipts*:	27,500.00
												Total CDBG Receipt Fund Balance*:	0.00

2015 CDBG



WILLIAMSON COUNTY

Count of CDBG Activities with Disbursements by Activity Group & Matrix Code

Activity Group	Activity Category	Open Count	Open Activities Disbursed	Completed Count	Completed Activities Disbursed	Program Year Count	Total Activities Disbursed
Acquisition	Acquisition of Real Property (01)	2	\$60,140.09	0	\$0.00	2	\$60,140.09
	Total Acquisition	2	\$60,140.09	0	\$0.00	2	\$60,140.09
Housing	Homeownership Assistance-excluding Housing Counseling under 24 CFR 5.100 (1.3E)	1	\$20,000.00	0	\$0.00	1	\$20,000.00
	Total Housing	1	\$20,000.00	0	\$0.00	1	\$20,000.00
Public Facilities and Improvements	Neighborhood Facilities (03E)	2	\$168,007.00	0	\$0.00	2	\$168,007.00
	Water/Sewer Improvements (03)	2	\$237,700.00	0	\$0.00	2	\$237,700.00
	Sidewalks (03L)	1	\$8,950.00	0	\$0.00	1	\$8,950.00
	Total Public Facilities and Improvements	5	\$414,657.00	0	\$0.00	5	\$414,657.00
Public Services	Mental Health Services (030)	1	\$13,626.42	0	\$0.00	1	\$13,626.42
	Total Public Services	1	\$13,626.42	0	\$0.00	1	\$13,626.42
General Administration and Planning	Planning (20)	1	\$41,961.48	0	\$0.00	1	\$41,961.48
	General Program Administration (21A)	1	\$135,413.99	0	\$0.00	1	\$135,413.99
	Total General Administration and Planning	2	\$177,375.47	0	\$0.00	2	\$177,375.47
Grand Total		11	\$685,798.98	0	\$0.00	11	\$685,798.98



U.S. Department of Housing and Urban Development
Office of Community Planning and Development
Integrated Disbursement and Information System
CDBG Summary of Accomplishments
Program Year: 2018

DATE: 11-25-19
TIME: 14:11
PAGE: 2

WILLIAMSON COUNTY

CDBG Sum of Actual Accomplishments by Activity Group and Accomplishment Type

Activity Group	Matrix Code	Accomplishment Type	Open Count	Completed Count	Program Year Totals
Acquisition	Acquisition of Real Property (01)	Housing Units	0	0	0
Housing	Total Acquisition		0	0	0
	Homeownership Assistance-excluding Housing Counseling under 24 CFR 5.100 (13B)	Households	2	0	2
	Total Housing		2	0	2
Public Facilities and Improvements	Neighborhood Facilities (03E)	Public Facilities	6,345	0	6,345
	Water/Sewer Improvements (03I)	Persons	3,990	0	3,990
	Sidewalks (03L)	Persons	1,795	0	1,795
	Total Public Facilities and Improvements		12,130	0	12,130
Public Services	Mental Health Services (05O)	Persons	20	0	20
	Total Public Services		20	0	20
Grand Total			12,152	0	12,152



U.S. Department of Housing and Urban Development
Office of Community Planning and Development
Integrated Disbursement and Information System
CDBG Summary of Accomplishments
Program Year: 2018

DATE: 11/25/18
TIME: 14:12
PAGE: 3

WILLIAMSON COUNTY

CDBG Beneficiaries by Racial / Ethnic Category

Housing-Non Housing	Race	Total Persons	Total Hispanic Persons	Total Households	Total Hispanic Households
Housing	White	0	0	2	1
	Total Housing	0	0	2	1
Non Housing	White	17	10	0	0
	Black/African American	1	0	0	0
	Other multi-racial	2	2	0	0
	Total Non Housing	20	12	0	0
Grand Total	White	17	10	2	1
	Black/African American	1	0	0	0
	Other multi-racial	2	2	0	0
	Total Grand Total	20	12	2	1



U.S. Department of Housing and Urban Development
Office of Community Planning and Development
Integrated Disbursement and Information System
CDBG Summary of Accomplishments

Program Year: 2018

DATE: 11-25-19
TIME: 14:11
PAGE: 4

WILLIAMSON COUNTY

CDBG Beneficiaries by Income Category

Income Levels		Owner Occupied	Renter Occupied	Persons
Housing	Extremely Low (<=30%)	0	0	0
	Low (>30% and <=50%)	1	0	0
	Mod (>50% and <=80%)	0	0	0
	Total Low-Mid	1	0	0
	Non Low-Mid (>80%)	0	0	0
	Total Beneficiaries	1	0	0
	Extremely Low (<=30%)	0	0	0
	Low (>30% and <=50%)	0	0	10
	Mod (>50% and <=80%)	0	0	10
	Total Low-Mid	0	0	20
Non Housing	Non Low-Mid (>80%)	0	0	0
	Total Beneficiaries	0	0	20

2018 CAPER Publication

*Williamson County [RE]
710 Main Street
Georgetown, TX 78626
512-943-3757*

NOTICE OF PUBLIC POSTING AND PUBLIC HEARING FOR WILLIAMSON COUNTY/HUD CDBG GRANT CONSOLIDATED ANNUAL PERFORMANCE AND EVALUATION REPORT (CAPER)

Williamson County was awarded a Community Development Block Grant (CDBG) FY18 (October 2018-September 2019) funding allocation and reallocation of \$1,766,534.95 to successfully support community development and affordable housing efforts for low and moderate income areas throughout the County.

A public hearing will be held by the Williamson County CDBG office on Tuesday, December 10, 2019 at 5:00pm at the Williamson County Courthouse located at 710 Main Street, Georgetown, TX 78626. The purpose of the hearing is to receive public comments concerning the 2018 CAPER. Please use the 8th Street (south) entrance to the Courthouse.

In accordance with HUD regulations, the County encourages public participation to review and comment on the CAPER. Direct written comments by December 13, 2019 to the following address:

Honorable Bill Gravell, County Judge
710 Main Street

Georgetown, TX 78626

The report will be available for review from November 27, 2019 – December 13, 2019 at the following locations:

Williamson County Courthouse and Website at www.wilco.org

Georgetown Housing Authority

Jarrell City Hall

Granger City Hall

Granger Housing Authority

Taylor City Hall

Taylor Housing Authority

Cedar Park City Hall

Georgetown City Hall

Leander City Hall

Liberty Hill City Hall

Weir City Hall

Coupland City Hall

Hutto City Hall

Comments received on or before the December 13, 2019 deadline will be considered for inclusion in the final report.

Williamson County also offers, to all non-speaking English persons and upon written request, translated versions of all public documents and public hearing notices. Non-English speaking persons who desire translated public documents or public notices should formally request these items from the Williamson County CDBG Office during normal business hours.

Reasonable accommodations for people with disabilities and for non-English speaking populations will be made upon request and as appropriate. Call 512-943-3757 or write to the address below to request information, documents, records or accommodations.

Williamson County is committed to compliance with the Americans with Disabilities Act (ADA) and Section 504 of the Rehabilitation Act of 1973, as amended. Reasonable modifications and equal access to communications will be provided upon request. Please call 512-943-3757 (voice) or Relay Texas at 1-800-735-2989 (TDD) for assistance.

Bill Gravell, County Judge

*Condado de Williamson [RE]
710 Main Street
Georgetown , TX 78626
512-943-3757*

AVISO DE LA FIJACIÓN PÚBLICA Y AUDIENCIA PÚBLICA PARA
WILLIAMSON COUNTY / HUD CDBG GRANT
RENDIMIENTO ANUAL CONSOLIDADO Y INFORME DE EVALUACIÓN
(CONSOLIDATED ANNUAL PERFORMANCE AND EVALUATION REPORT-
CAPER)

El Condado de Williamson recibió una Subvención del Bloque para el Desarrollo Comunitario (Community Development Block Grant (CDBG), FY18 (octubre 2018 a septiembre 2019) la asignación y reasignación de fondos de 1,766,534.95 dólares para sostener exitosamente el desarrollo de la comunidad y esfuerzos de vivienda razonable para áreas bajas y de ingresos moderados a través del Condado.

Una audiencia pública se llevará a cabo por la oficina de CDBG del Condado de Williamson el martes, 10 de diciembre 2019 a las 5:00 pm en el Palacio de Justicia del Condado de Williamson ubicado en 710 Main Street, Georgetown, TX 78626 . El propósito de la audiencia es para recibir los comentarios del público acerca de CAPER 2017. Por favor, use la entrada Calle Ocho (8th Street) (al sur) del Palacio de Justicia.

De conformidad con las regulaciones de HUD, el Condado fomenta la participación del público a revisar y comentar sobre el CAPER. Enviar los comentarios por escrito en o antes del 13 de diciembre 2019 a la siguiente dirección:

Honorable Bill Gravell, Juez del Condado
710 Main Street
Georgetown , TX 78626

El informe estará disponible para la revisión del 27 noviembre 2019 hasta 13 diciembre 2019 en los siguientes lugares:

Williamson County Courthouse y Sitio Web en www.wilco.org
Georgetown Housing Authority (Autoridad de Vivienda)
Jarrell City Hall
Granger City Hall
Granger Housing Authority
Taylor City Hall

Taylor Housing Authority
Cedar Park City Hall
Georgetown City Hall
Leander City Hall
Liberty Hill City Hall
Weir City Hall
Coupland City Hall
Hutto City Hall

Los comentarios recibidos en o antes del 13 de diciembre 2019 serán consideradas para su inclusión en el informe final.

El Condado de Williamson también ofrece, a todas las personas que no hablen inglés y previa solicitud por escrito, versiones traducidas de todos los documentos públicos y avisos de audiencia pública. Las personas que no hablen inglés que deseen documentos públicos traducidos o avisos públicos deben solicitar estos artículos formalmente en la Oficina de CDBG del Condado de Williamson durante el horario comercial normal.

Se realizarán adaptaciones razonables para personas con discapacidades y para poblaciones que no hablen inglés a pedido y según corresponda. Llame al 512-943-3757 o escriba a la dirección a continuación para solicitar información, documentos, registros o adaptaciones.

El Condado de Williamson se compromete al cumplimiento de la Ley de Americanos con Discapacidades (ADA) y la Sección 504 del Acta de Rehabilitación de 1973, según enmendada. Modificaciones razonables e igual acceso a comunicaciones se puede proporcionar a petición. Por favor llame a 512-943-3757 (voz) o Relay Texas al 1-800-735-2989 (TDD) para obtener ayuda.

Bill Gravell, Juez del Condado