

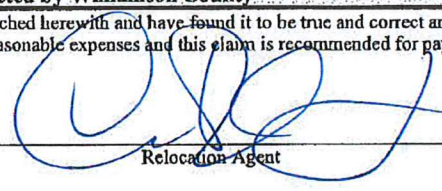


CLAIM FOR ACTUAL MOVING EXPENSES

Print or Type All Information				
1. Name of Claimant(s) Ed Dilworth and Jennie Dilworth		Parcel No: 6		County: Williamson
				Project: Corridor A-1 SE Loop
<input type="checkbox"/> Residence <input type="checkbox"/> Business <input type="checkbox"/> Farm <input type="checkbox"/> Nonprofit <input type="checkbox"/> Sign <input checked="" type="checkbox"/> Other				
2. Address of Property Acquired by Williamson County: 103 Little Road, Hutto Texas 78634 Claimant's Telephone No.: 512-481-1939		3. Address Moved To: Remainder		
4. Occupancy of Property Acquired by Williamson County: From (Date): 2006 To (Date of Move): 02-01-2021 <input checked="" type="checkbox"/> Owner/Occupant <input type="checkbox"/> Tenant		5. Distance Moved: Reminder		
		7. Mover's Name and Address: Self-Move		
6. Controlling Dates		9. Amount of Claim:		
a. First Offer in Negotiation	Mo. 07	Day 09	Yr. 2020	a. Moving Expenses \$2,060.42
b. Date Property Acquired	5	28	2021	b. Reestablishment Expenses \$
c. Date Required to Move				c. Searching Expenses \$
8. Property Storage (attach explanation) From (Date): N/A To (Date of Move): N/A Place Stored (Name and Address): N/A				d. Tangible Property Loss \$
10. Temporary Lodging (attach explanation) From (Date): N/A To (Date of Move): N/A				e. Storage \$
				f. Temporary Lodging \$
				g. Total Amount \$2,060.42
11. All amounts shown in Block 9 were necessary and reasonable and are supported by attached receipts. Pay of this claim is requested. I certify that I have not submitted any other claim for, or received reimbursement for, an item of expense in this claim, and that I will not accept reimbursement or compensation from any other source for any item of expense paid pursuant to this claim. I further certify that all property was moved and installed at the address shown in Block 3, above, in accordance with the invoices submitted and agreed terms of the move and that all information submitted herewith or included herein is true and correct.				
<div style="display: flex; justify-content: space-between;"> <div style="width: 45%;">  Claimant </div> <div style="width: 45%;"> Date of Claim: 5-28-2021  Claimant </div> </div>				
Spaces Below to be Completed by Williamson County				
I certify that I have examined this claim and substantiating documentation attached herewith and have found it to be true and correct and to conform with the applicable provisions of State law. All items are considered to be necessary reasonable expenses and this claim is recommended for payment as follows:				
Amount of \$ 2,060.42 <div style="display: flex; justify-content: space-between; margin-top: 20px;"> <div style="width: 45%;"> Date 6-4-2021 </div> <div style="width: 45%; text-align: center;">  Relocation Agent </div> </div>				
<div style="display: flex; justify-content: space-between;"> <div style="width: 45%;"> Date </div> <div style="width: 45%; text-align: center;"> Williamson County Judge </div> </div>				

CERTIFICATION OF ELIGIBILITY

Project: SE Loop

Parcel: 6

Displacee: Ed Dilworth and Jennie Dilworth

Individuals, Families and Unincorporated Businesses or Farming Operations

I certify that myself and any other party(ies) with a financial interest in this relocation assistance claim are either:

☒ Citizens or Nationals of the United States

or

☐ Aliens lawfully present in the United States

* If an Alien lawfully present in the United States, supporting documentation will be required.

Edward O. Dilworth
Claimant

Date: 5/28/2021

Jennie P. Dilworth
Claimant

Date: 5-28-2021

Incorporated Business, Farm or Nonprofit Organizations

I certify that I have signature authority for this entity and such entity is lawfully incorporated under the applicable state's laws and authorized to conduct business within the United States.

N/A

Claimant

Date:

Date	Store	SKU	Item	Purpose	Receipt	
10/12/2020	Lowe's	90575	Rafter Ties	Tie the under structure onto the frame	1	\$176.53
10/12/2020	Lowe's	39426	Wheels	Front wheels	1	\$105.15
10/13/2020	Home Depot	98168435468	4x6x16 Boards	Under structure	2	\$77.27
10/13/2020	Lowe's	467817	4x6x12 Treated Boards	Cribbing for new location	3	\$135.28
10/14/2020	Tractor Supply Co.	1329831	Trailer Coupler	Frame coupler to truck	4	
10/14/2020	Tractor Supply Co.	1890995	Towing Receiver Tube	Towing receiver	4	
10/16/2020	Metals 4 U	SFL128BP	Steel Base Plate	Metal Frame	5	\$135.05
10/16/2020	Metals 4 U	SFL126	Flat Steel	Metal Frame	5	
10/16/2020	Metals 4 U	SDROP	Steel Remnants	Metal Frame	5	
11/11/2020	Lowe's	69374	Nails	Nail the under structure and cement forms together	6	
11/11/2020	Lowe's	69319	Nails	Nail the under structure and cement forms together	6	
11/11/2020	Lowe's	10352	Cement	Footers for new location	6	\$74.25
11/11/2020	Lowe's	10352	Concrete	Footers for new location	6	
11/14/2020	Lowe's	10352	Concrete	Footers for new location	6	
11/23/2020	Magnum Trailers	???	Trailer Lug	Hooking frame onto truck to pull it	7	\$40.05
12/3/2020	Tractor Supply Co.	3599993	Bolts	Fasten the metal frame together	8	\$59.54
12/3/2020	Lowe's	44849	Steel Rod	Metal Frame	9	\$7.84
12/3/2020	Lowe's	45685	Strut	Metal Frame	10	\$69.28
12/3/2020	Lowe's	142075	Coupling nut	Metal Frame	10	
12/4/2020	Lowe's	178513	Joist Hangers	Tie the under structure onto the frame	11	\$21.16
12/4/2020	O'Reilly Auto Parts	DOR 641-223	Wheel Nuts	Wheel nuts	12	\$10.78
12/7/2020	Browning Auto Parts	560-03340	Wheel	Rear wheel	13	\$46.68
12/7/2020	Browning Auto Parts	560-03340	Wheel	Rear wheel	14	\$86.60
12/9/2020	Lowe's	1427095	Neon paint	Paint for tips of guide stakes to see path while moving	14	
12/9/2020	Lowe's	851390	Neon paint	Paint for tips of guide stakes to see path while moving	15	\$75.52
12/9/2020	Lowe's	171066	Drill bit	Drill holes in the metal frame	15	
12/9/2020	Lowe's	178513	Joist Hangers	Tie the under structure onto the frame	15	
12/9/2020	Metals 4 U	SPI240	Steel Pipe	Metal Frame	16	\$31.04
12/10/2020	Lowe's	116988	Drill bit	Drill holes in the metal frame	17	
12/10/2020	Lowe's	353455	Drill bits	Drill holes in the metal frame	17	\$53.79
12/10/2020	Lowe's	45685	Angled bracket	Part of metal frame	17	

12/10/2020	Lowe's	814331	Spa flex hose	Water pipe that broke in the process of the move	18	\$142.36
12/10/2020	Lowe's	23922	PVC Bushing	Water line that was broken in the process of the move	18	
12/10/2020	Lowe's	23904	PVC Adapter	Water line that was broken in the process of the move	18	
12/10/2020	Lowe's	21486	PVC Valve	Water line that was broken in the process of the move	18	
12/10/2020	Lowe's	51047	PVC Bushing	Water line that was broken in the process of the move	18	
12/10/2020	Lowe's	867967	Hose Bibb	Water line that was broken in the process of the move	18	
12/10/2020	Lowe's	1944167	Concrete Anchor Bolts	Anchors for the wench on a concrete pad to pull the building onto the frame	18	
12/10/2020	Lowe's	1405584	Masonry Drill Bits	Anchors for the wench on a concrete pad to pull the building onto the frame	18	
12/10/2020	Lowe's	650821	Cutting Fluid	Anchors for the wench on a concrete pad to pull the building onto the frame	18	
12/21/2020	O'Reilly Auto Parts	SSB 27DCM	Battery	Power for wench	19	
12/21/2020	O'Reilly Auto Parts	12244	Sheathing	Floor boards broken during the move	20	\$167.07
12/24/2020	Lowe's	467817	4x6x12 Boards	Cribbing for new location	21	
12/29/2020	Tractor Supply Co.	3599993	Bolts	Fasten the metal frame together	22	
1/4/2021	Home Depot	008925132882	Sawzall Carbide Blades	Cutting metal for frame	23	\$37.86
1/6/2021	Tractor Supply Co.	1082390	Wheels	Sturdier Front wheels	23	
1/6/2021	Tractor Supply Co.	1082390	Wheels	Sturdier Front wheels	23	
1/6/2021	Tractor Supply Co.	3599993	Bolts	Fasten the metal frame together	23	\$156.70
1/6/2021	Lowe's	12244	Sheathing	Floor boards broken during the move	24	
1/9/2021	Lowe's	23976	PVC Pipe	Water line that was broken in the process of the move	25	
1/9/2021	Lowe's	21486	PVC Valve	Water line that was broken in the process of the move	25	\$26.90
1/9/2021	Lowe's	24176	PVC Elbows	Water line that was broken in the process of the move	25	
1/9/2021	Lowe's	1633	PVC Coupling	Water line that was broken in the process of the move	25	
1/9/2021	Lowe's	23876	PVC T	Water line that was broken in the process of the move	25	

1/18/2021	Lowe's	325854	Nails	Nail the under structure and cement forms together	26	\$24.68
1/18/2021	Lowe's	22262	U-bolt	Fastening metal frame to under structure	26	
???	Harbor Freight	97712	Chain	To pull building onto frame	27	
???	Harbor Freight	60323	D-ring anchor	To pull building onto frame	27	
???	Harbor Freight	60323	D-ring anchor	To pull building onto frame	27	\$64.89
???	Harbor Freight	60323	D-ring anchor	To pull building onto frame	27	
???	Harbor Freight	60323	D-ring anchor	To pull building onto frame	27	
11/16/2020	Lowe's	10385	Concrete	Footers for new location	28	\$61.29
11/16/2020	Lowe's	10352	Concrete	Footers for new location	28	
						\$2,060.42

Danny Jackson

From: David Johns <djohns@johnshebert.com>
Sent: Monday, April 26, 2021 3:48 PM
To: Danny Jackson
Cc: Sam Nassour; Mylan Shaunfield; Chris Johns
Subject: RE: Parcel 6 SE Loop Dilworth
Attachments: IMG_0002.jpg

Dear Danny,

Thanks for getting back to us about this. I think I can explain a couple things that will answer what the highlighted rows are:

- The metal frame had to be built to connect the building to the wheels. The wood joists on the building simply would not have supported the weight of the building if the wheels would have been attached directly to it because it is not capable of supporting that type of a concentration of the force caused by the weight of the building. For that reason, Mr. Dilworth had to create a metal frame to distribute the weight of the building to a larger portion of the wooden joists.
- The water line was broken by the weight of the building having to be wheeled over it.
- You also highlighted a set of the wheels. Some of the wheels failed under the load of the building and Mr. Dilworth had to replace them with stronger ones.
- You also highlighted the battery. The battery was used to power a wench that was used to pull the building up on to the steel frame. He was able to use a wench he already had, but he needed a battery to power it.

Sorry, I thought I provided a picture of the moved shed. One is attached.

Thanks,
David

David R. Johns
Executive Director
Johns & Hebert PLLC

From: Danny Jackson <danny.jackson@rightofwayoftexas.com>
Sent: Monday, April 19, 2021 9:55 PM
To: David Johns <djohns@johnsandcounsel.com>
Cc: Sam Nassour <sam.nassour@rightofwayoftexas.com>; Mylan Shaunfield <mylan@scrllaw.com>; Chris Johns <cjohns@johnsandcounsel.com>
Subject: RE: Parcel 6 SE Loop Dilworth

David, Hi

Sorry its taken so long to get this back to you, I have gone through each of the charges and correlated them with each receipt. However, I will need more detailed explanation of the items highlighted in yellow as to there need and use, especially the items associated with a water pipe replacement. Also there are several charges associated with a metal frame, please explain the need for a metal frame to be built.