DocuSign Envelope ID: BD1DD069-6BDB-4467-BAD0-FCE7745DF3ED

CHANGE ORDER

701

Distributed To:

- ☒ Owner
- ☐ Contractor
- ☐ Architect
- ☐ Subcontractor
- ☐ Field
- ☐ Other

PROJECT: Williamson County Justice Center Renovations
405 Martin Luther King Drive
Georgetown, Texas 78626

TO: Trenton Jacobs-Williamson County
405 Martin Luther King Drive
Georgetown, Texas 78626

CHANGE ORDER NO: 009
DATE: March 11,2022
PROJECT NO: T1499-2020
CONTRACT DATE: Oct 27, 2020
CONTRACT FOR: General Construction

The contract is changed as follows:

#	COST	DESCRIPTION
44	$26,288. 83	Plumbing fixtures replacement
45	$16,409. 10	Southstone Dev. Group
46	$7,278.15	install addtl outlets/rough ins
47	$-1,716.00	Stanley Credit
49	-$12,924. 60	credits+glass kits
50	$621. 50	First floor IT Room Receptacle

Add $35,956.98 TOTAL

The original Contract Sum was	$	2,799,000.00
Net change by previously submitted Change Orders	$	485,996. 65
The Contract Sum prior to this Change Order was	$	3,284,996. 65
The Contract Sum will be increased by this Change Order in the amount of	$	35,956. 98
The new Contract Sum including this Change Order will be	$	3,320,953. 63
The Contract Time will be changed by		(+ 0) days.
The date of Substantial Completion as of the date of this Change Order		March 22, 2022

Accepted By:

Mike Ballerino , HCS Inc. Commercial GC	Thomas Crockett Project Manager	Trenton H. Jacobs, AIA
CONTRACTOR	OWNER - Williamson County Facilities	WILLIAMSON COUNTY ARCHITECT
DocuSigned by: Mike Ballerino CE8BFAA8031F46D...	DocuSigned by: Thomas Crockett By: C5C590AFBEE9483...	DocuSigned by: Trent Jacobs By: 110FE5F152B4412...
3/11/2022 | 1:48 PM PST	3/11/2022 | 1:49 PM PST	3/23/2022 | 6:47 AM PDT
Date	Date	Date

CAUTION: You should sign an Original Document, on which this text appears in RED. An Original Document assures that changes will not be obscured.

TORGO SOFTWARE www.TorgoSoftware.com Copyright 1996-2020 ALL RIGHTS RESERVED

DocuSign Envelope ID: BD1DD069-6BDB-4467-BAD0-FCE7745DF3ED

CONTRACTOR

CHANGE PROPOSAL REQUEST (CPR)	NO. 44

Steinbomer
A/E

HCS Inc.
Contractor

1499-2929
Project No.

Plumbing Fixtures Replacement

1/28/21
Date of issuance

Interim Change Auth. No. (if any)

Williamson County Justice Renovation
Project Title

Contractor to provide below detailed cost breakdown for proposed modification(s) of the work as described in Part A of the COR. Breakdown to incorporate quantities, unit costs, and extensions for materials and labor, including allowable markups for all additions/deductions to/from contract sum. (Additional data necessary to support itemized figures must be attached and identified below.) Contractor to submit proposal to Architect/Engineer within ____ days, and in no case more than 15 days.

COST BREAKDOWN SUMMARY / OR COST BREAKDOWN BELOW:

Trades:	Amount					
Lugo Plumbing	$19,125.45	HCS Inc. 10% O&P	$1,912.55	HCS Inc. 3% B&I	$573.76	$21,611.76
M&C Electric	$4,139.00	HCS Inc. 10% O&P	$413.90	HCS Inc. 3% B&I	$124.17	$4,677.07
		HCS Inc. 10% O&P	$0.00	HCS Inc. 3% B&I	$0.00	$0.00
		HCS Inc. 10% O&P	$0.00	HCS Inc. 3% B&I	$0.00	$0.00
			$0.00		$0.00	$0.00
			$0.00		$0.00	$0.00
			$0.00		$0.00	$0.00
			$0.00		$0.00	$0.00

	Hours	Rate				
HCS Inc. Supervision	0	$65	$0.00			
HCS Inc. Proj. Mgmt.	0	$85	$0.00			
HCS Subtotal:			$0.00	15% Markup	$0.00	$0.00
				3% B&I	$0.00	

PROPOSED TOTAL (ADDITION) (DELETION) TO **CONTRACT AMOUNT**. **$26,288.83**

PROPOSED REQUEST FOR (ADDITION) (DELETION) OF CALENDAR DAYS TO **CONTRACT TIME** **0**

The above proposal is submitted for consideration. The undersigned contractor understands and agrees that THIS IS A PROPOSAL and is validated only when included in a fully executed CHANGE ORDER to the Contract issued by Williamson County, and thereafter no additional time and/or amount adjustments to the Contract will be given for the Work covered by this COR beyond that shown above.

Luigi Canali
Contractor Name (typed or printed)

Luigi Canali
Contractor Signature

3/9/22
Date

DocuSigned by:
Thomas Crockett
C5C590AFBEE9483...

DocuSigned by:
110FE5F152B4412...

DocuSign Envelope ID: BD1DD069-6BDB-4467-BAD0-FCE7745DF3ED

LUGO'S PLUMBING
REMODELING AND NEW CONSTRUCTION

Job Name: Williamson County Justic Center **Date:** 14-Jan-22
Re: Fixture Changes
Description: Fixture Changes

Description	Qty.	Ea	Unit PRICE	Total	UNIT HRS	HRS
P1 OLD	-7	ft	$ 494.00	$ (3,458.00)	2	(14.00)
P1 NEW	7	ea	$ 1,181.51	$ 8,270.57	2	14.00
P2 OLD	-6	ea	$ 471.90	$ (2,831.40)	2	(12.00)
P2 NEW	6	ea	$ 1,132.58	$ 6,795.48	3	18.00
WC CARRIERS	6	ea	$ 199.00	$ 1,194.00	2	12.00
P3 OLD	-2	ea	$ 530.40	$ (1,060.80)	2	(4.00)
P3 NEW	2	ea	$ 434.11	$ 868.22	2	4.00
P4 OLD	-12	ea	$ 573.30	$ (6,879.60)	2	(24.00)
P4 NEW	12	ea	$ 456.30	$ 5,475.60	2	24.00
P7 OLD	-5	ea	$ 58.50	$ (292.50)	2	(10.00)
P7 NEW	5	ea	$ 63.58	$ 317.90	2	10.00
P8 OLD	-6	ea	$ 504.40	$ (3,026.40)	2	(12.00)
P8 NEW	6	ea	$ 1,176.62	$ 8,307.03	2	12.00
2 1/2" PIPE	40	ea	$ 19.79	$ 791.60	0.195	7.80
2 1/2" X 1" TEE	3	ea	$ 68.86	$ 206.58	2.265	6.80
1" 90	12	ea	$ 4.31	$ 51.72	0.75	9.00
1" M-ADAPTER	6	ea	$ 7.40	$ 44.40	0.75	4.50
1" CAP	6	ea	$ 2.49	$ 14.94	0.375	2.25
1" PIPE	100	ea	$ 4.78	$ 478.00	0.075	7.50
4" SAN TEE	6	ea	$ 36.65	$ 219.90	1.8	10.80
4" 90	6	ea	$ 23.51	$ 141.06	1.2	7.20
4" LS 90	6	ea	$ 36.72	$ 220.32	1.2	7.20
4" PIPE	20	ea	$ 13.84	$ 276.80	0.12	2.40
P5	-1	ea	$ 637.00	$ (637.00)	2	(2.00)
2" PIPE	-30	ea	$ 7.72	$ (231.60)	0.09	(2.70)
2" LS 90	-1	ea	$ 15.84	$ (15.84)	0.9	(0.90)
2" 90	-2	ea	$ 11.41	$ (22.82)	0.9	(1.80)
2" X 1 1/2" SAN TEE	-1	ea	$ 17.15	$ (17.15)	1.35	(1.35)
2" SAN TEE	-1	ea	$ 15.70	$ (15.70)	1.35	(1.35)
1/2" 90	-4	ft	$ 0.79	$ (3.16)	0.6	(2.40)
1/2" CAP	-2	ea	$ 0.57	$ (1.14)	0.3	(0.60)
1/2" PIPING	-20	ea	$ 1.97	$ (39.40)	0.06	(1.20)
INSULATION	-20	ea	$ 7.00	$ (140.00)	0	-
supports	-8	ea	$ 5.00	$ (40.00)	0.75	(6.00)
delivery fee	1	ea	$ 75.00	$ 75.00	0	-
			Material	$ 13,789.30	TOTAL HRS	90.86
			SALES TAX	$ -	X	$ 45.00
				$ 15,036.61		$ 4,088.84

DocuSign Envelope ID: BD1DD069-6BDB-4467-BAD0-FCE7745DF3ED

LABOR		**$ 4,088.84**
Material		**$ 15,036.61**

Payment to be made as per contract

TOTAL	**$ 19,125.45**

DocuSign Envelope ID: BD1DD069-6BDB-4467-BAD0-FCE7745DF3ED

M & C Electric Inc.

PO Box 231
Taylor, TX 76574
Office 512-906-0023
Fax 512-926-8022
TECL# 24004
3/2/21

Wilco Justice Flush Valves

General Contractor- HCS

Provide rough in and hook up for powered flush valves
Power to come from circuit feeding soap dispensers

Four Thousand One Hundred Thirty Nine dollars and zero cents ($4,139.00)

Material:	$532.74
Labor:	$3,606.78
Total:	$4,139.51

Total CO: $4,139.00

Regulated by The Texas Department of Licensing and Regulation, P.O. Box 12157, Austin, Texas, 78711, 1-800-803-9202, 512-463-6599; website: www.license.state.tx.us/complaints

DocuSign Envelope ID: BD1DD069-6BDB-4467-BAD0-FCE7745DF3ED

studio | steinbomer
ARCHITECTURE & INTERIORS

February 9, 2021

WILIAMSON COUNTY JUSTICE CENTER REMODEL

FOR THE DRAWINGS FOR WILLIAMSON COUNTY JUSTICE CENTER REMODEL– PROJECT NUMBER T1499-2020

The following items shall be considered a part of the Contract Documents, including the Project Manual, the Specifications, and the Drawings for the above named project as though they had been issued at the same time and incorporated integrally with the Project Manual, Specifications and Drawings:

REVISED DRAWINGS – ASI-3 (TO BE REPLACED IN DRAWINGS ISSUED FOR ASI-2 ON 12/17/2020)

ARCHITECTURAL

Item No. 1
A-105 Enlarged Demolition Plans
- The floor plan and notes were revised to include carpet removal in existing offices at - Level 1 County Attorney – See note 11 - Remove existing flooring and prepare for new.

Item No. 2
A-106 Enlarged Demolition Plans
- The floor plan and notes were revised to keep existing flooring in certain offices at - Level 2 District Attorney – See Note 10 - Remove existing light fixture and prep for new (Existing flooring to remain)

Item No. 3
A-109 Basement and Attic Demolition Plans
- The floor plan and notes were revised at - Basement Jury Call – See Note no. 1 – Not Used (New carpet, new ceiling grid, new light fixtures, and improvements to the existing judge's bench were removed from original scope).

Item No. 4
A-114 Enlarged Plans
- The floor plan was revised at - Basement Jury Call – See Note no. 13 Not Used (New carpet, new ceiling grid and tile, new light fixtures, and improvements to existing Judge's bench were removed from original scope).

Item No. 5
A-115 Enlarged Plans
- The floor plan was revised to include new carpet in existing hallway and offices - Level 1 County Attorney – See Note no. 3 – Provide new flooring; refer to finish schedule.

DocuSign Envelope ID: BD1DD069-6BDB-4467-BAD0-FCE7745DF3ED

Item No. 6

A-117 Enlarged Plans

- The floor plan was revised at - Level 1 Courtroom - Holding Cell 1 has been reconfigured. Refer to RFIs 14 and 16.

Item No. 7

A-118 Enlarged Plans

- The floor plan was revised at - Level 2 District Attorney – New carpet removed from scope at certain offices indicated. (Existing carpet to remain in Rooms 215, 216, 217, 228, 229, 241, 242, 243, 251, 252, 261, 262, 263, and adjacent hallway).

Item No. 8

A-119 Enlarged Plans

- The floor plan was revised at - Level 1 Renovated Public Men's RR (2/A119) – reconfigured per RFI 14
- The floor plan was revised at - Level 1 Holding Cell RR (3/A119) – reconfigured per RFI 14
- The floor plan was revised at - Level 2 Renovated Public Men's RR (5/A119)– reconfigured per RFI 14
- The floor plan was revised at - Level 2 District Attorney RR (6/A119) – reconfigured per RFI 14

Item No. 9

A-120 Enlarged RCP

- The floor plan was revised at - Basement RCP (1/A120) –New ceiling lights and grid are no longer in scope.

Item No. 10

A-201 Interior Elevations

- The interior elevation was revised at - Level 1 Men's RR North (13/A201)– reconfigured per RFI 14
- The interior elevation was revised at - Level 1 Men's RR East (14/A201)– reconfigured per RFI 14
- The interior elevation was revised at - Level 1 Men's RR South (15/A201)– reconfigured per RFI 14
- The interior elevation was revised at - Level 1 Men's RR West (16/A201_– reconfigured per RFI 14

Item No. 11

A-202 Interior Elevations

- The interior elevation was revised at - Level 1 Men's RR Partitions (1/A202)– reconfigured per RFI 14
- The interior elevation was revised at - Level 2 Men's RR Partitions (2/A202)– reconfigured per RFI 14
- The interior elevation was revised at - Level 2 Men's RR North (7/A202) – reconfigured per RFI 14
- The interior elevation was revised at - Level 2 Men's RR East (8/A202) – reconfigured per RFI 14
- The interior elevation was revised at - Level 2 Men's RR South (9/A202)– reconfigured per RFI 14
- The interior elevation was revised at - Level 2 Men's RR West (10/A202)– reconfigured per RFI 14

Item No. 12

A-204 Interior Elevations

- The interior elevation 4/A204 was removed at - Basement Jury Call Bench East – Jury bench no longer in scope

DocuSign Envelope ID: BD1DD069-6BDB-4467-BAD0-FCE7745DF3ED

- The interior elevation 7/A204 was removed at - Basement Jury Call Bench West– Jury bench no longer in scope

Item No. 13

A-601 Door Schedule

- The door schedule was edited – reconfigured per Submittal #081415-1 and COR-04.

Item No. 14

A-701 Enlarged Finish Plans

- The floor plan was revised at - Basement Jury Call– Jury call 001 and New Office 002 no longer in scope.

Item No. 15

A-702 Enlarged Finish Plans

- The floor plan was revised at - Level 1 County Attorney – New carpet at existing offices and hallway added to scope.

Item No. 16

A-705 Enlarged Finish Plans

- The floor plan was revised at - Level 2 District Attorney – Carpet removed from scope at certain offices indicated. (Existing carpet to remain in Room 215, 216, 217, 228, 229, 241, 242, 243, 251, 252, 261, 262, 263, and adjacent hallway).

MEP

Item No. 17

P-001 Plumbing Schedules and Details

- The plumbing fixture and connection schedule was revised.

Item No. 18

P-101 Enlarged Plumbing Plan

- The floor plan was revised at - Level 1 County Attorney showing updated sink.
- The floor plan was revised at - Sanitary Riser showing updated sink.

*** END OF ASI 3 ***

PDF of ASI sent to: HCS, Williamson County

DocuSign Envelope ID: BD1DD069-6BDB-4467-BAD0-FCE7745DF3ED

WILLIAMSON COUNTY JUSTICE CENTER
VARIOUS REMODELS

VICINITY MAP

NOT TO SCALE

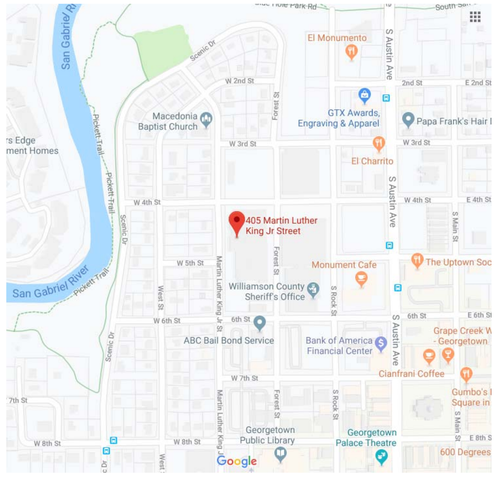

SCOPE OF WORK SUMMARY:

BASEMENT LEVEL:

JURY CALL INLCUDES NEW CEILING GRID AND TILE, AND LIGHT FIXTURES; NEW OFFICE, AND RENOVATED EXISTING JUDGE'S BENCH.

LEVEL 1:

- NEW DISTRICT COURTROOM INCLUDES FINISH-OUT, INCLUDING NEW COURT BENCH, JURY BOX, ROOM, ETC. NEW JUDGE'S QUARTERS, NEW FLOORING, CEILING GRID AND TILES, LIGHT FIXTURES, AUDIO SYSTEMS, AND SECURITY DURESS BUTTON.
- COUNTY ATTORNEY INCLUDES NEW OFFICES TO ACCOMMODATE NINE EMPLOYEES; NEW CARPET, CEILING GRID AND TILE, NEW LIGHTING AND ELECTRICAL, AND NEW FLOOR TO CEILING TOILET PARTITIONS.
- DISTRICT CLERK INCLUDES CONVERTING BREAKROOM INTO OFFICES/CONFERENCE SPACE, NEW CEILING GRID, TILE, LIGHT FIXTURES AND FLOORING.
- RESTROOMS INCLUDE UPDATES TO FLOOR, WALL, CEILING, PLUMBING FIXTURES, LIGHT FIXTURES, MIRRORS AND TOILET/URINAL PARTITIONS.

LEVEL 2:

- DISTRICT ATTORNEY INCLUDES NEW FLOORING, NEW PRIVATE STAFF RESTROOMS, THREE ENLARGED OFFICES ON THE WEST SIDE, NEW DOORS AND NEW LED LIGHTING.
- NEW BREAKROOM INCLUDES FROSTED STOREFRONT, CARD READER, NEW CEILING AND LIGHTING, MILLWORK AND FIRE HOSE RELOCATION.
- DISTRICT CLERK INCLUDES CONVERTING BREAKROOM INTO OFFICES/CONFERENCE SPACE, NEW CEILING GRID, TILE, LIGHT FIXTURES AND FLOORING.
- RESTROOMS INCLUDE UPDATES TO FLOOR, WALL, CEILING, PLUMBING FIXTURES, LIGHT FIXTURES, MIRRORS AND TOILET/URINAL PARTITIONS.

ATTIC:

- ATTIC SPACE INCLUDES A NEW SERVER ROOM.

EXTERIOR:

- ADD SIGNAGE 5' ABOVE GRADE LEVEL ON HANDICAP PARKING SPOTS (4)

1

GRAPHIC SYMBOLS & CONVENTIONS

GRAPHIC SYMBOLS

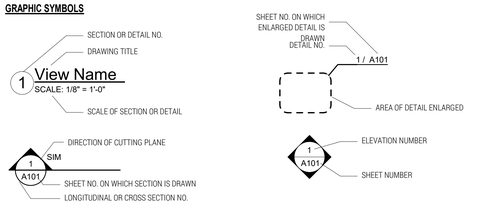

GRAPHIC CONVENTIONS

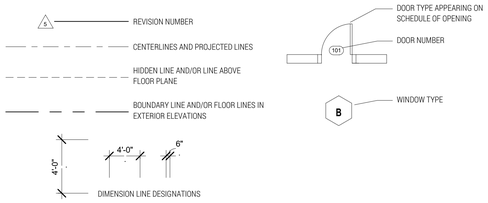

PROJECT DIRECTORY

OWNER
WILLIAMSON COUNTY JUSTICE CENTER
405 MARTIN LUTHER KING DRIVE
GEORGETOWN, TC 78626
TEL: 512 943 1625
EMAIL: rlubecker@wilco.org
CONTACT: Bob Lubecker

ARCHITECT
STUDIO STEINBOMER
1400 S. CONGRESS AVE. STE B202
AUSTIN, TX 78704
TEL: 512.479.0022
FAX: 512.477.4688
EMAIL: jed@steinbomer.com
CONTACT: JED DUHON

MEP ENGINEERS
WILSON & GIRGENTI, LLC
13785 RESEARCH BLVD. #125
AUSTIN, TX 78750
TEL: 512.762.3641
EMAIL: mcoad@wilsongirgenti.com
CONTACT: MISSY COAD

DATA & SECURITY CONSULTANT
DATACOM DESIGN GROUP
7600 BURNET ROAD
AUSTIN, TX 78757
TEL: 512.478.6001
EMAIL: randy.cottingham@datacomdesign.com
CONTACT: RANDY COTTINGHAM

PROJECT DATA

ADOPTED CODE
2015 INTERNATIONAL BUILDING CODE
2015 INTERNATIONAL RESIDENTIAL BUILDING CODE
2015 INTERNATIONAL FIRE CODE WITH AMENDMENTS
2015 INTERNATIONAL PLUMBING CODE
2015 INTERNATIONAL FUEL GAS CODE
2015 INTERNATIONAL MECHANICAL CODE
2015 EXISTING BUILDING AND PROPERTY MAINTENANCE CODES
2015 INTERNATIONAL ENERGY CODE
2017 NATIONAL ELECTRICAL CODE WITH AMENDMENTS LISTED IN THE CODE OF ORDINANCES CHAPTER 15
2012 TEXAS ACCESSIBILITY STANDARDS

DRAWING INDEX

SHEET NO:	DESCRIPTION
A-002	BASEMENT SAFETY PLAN
A-004	LEVEL 2 SAFETY PLAN
A-001	COVER SHEET
A-102	LEVEL 1 OVERALL DEMOLITION FLOOR PLAN
A-112	LEVEL 2 OVERALL CONSTRUCTION PLAN
A-116	ENLARGED PLANS
A-118	ENLARGED PLANS
A-105	ENLARGED DEMOLITION PLANS
A-106	ENLARGED DEMOLITION PLANS
A-114	ENLARGED PLANS
A-101	BASEMENT OVERALL DEMOLITION PLAN
A-501	PARTITION TYPES
A-121	ENLARGED RCP
A-201	INTERIOR ELEVATIONS
A-204	INTERIOR ELEVATIONS
A-109	BASEMENT & ATTIC DEMOLITION PLANS
A-113	ATTIC OVERALL CONSTRUCTION PLAN
A-122	ENLARGED RCP
A-123	ENLARGED RCP
A-119	ENLARGED RESTROOM PLANS
A-503	MILLWORK DETAILS
A-701	ENLARGED FINISH PLANS
A-702	ENLARGED FINISH PLANS
A-703	ENLARGED FINISH PLANS
A-601	DOOR SCHEDULE
A-115	ENLARGED PLANS
A-117	ENLARGED PLANS
A-704	ENLARGED FINISH PLANS
A-705	ENLARGED FINISH PLANS
A-706	ENLARGED FINISH PLANS
A-203	INTERIOR ELEVATIONS
A-202	INTERIOR ELEVATIONS
A-602	WINDOW SCHEDULE
A-120	ENLARGED RCP
A-110	BSMNT. OVERALL CONSTRUCTION PLAN
A-111	LEVEL 1 OVERALL CONSTRUCTION PLAN
A-103	LEVEL 2 OVERALL DEMOLITION PLAN
A-104	ATTIC OVERALL DEMOLITION PLAN
A-707	SIGNAGE SCHEDULE
A-708	SIGNAGE SCHEDULE
A-003	LEVEL 1 LIFE SAFETY PLAN
A-005	TAS REQUIREMENTS
A-502	MILLWORK DETAILS
A-504	MILLWORK DETAILS
A-124	ENLARGED RCP
A-125	ENLARGED RCP
A-107	ENLARGED DEMOLITION PLANS
A-108	ENLARGED DEMOLITION PLANS
M-001	MECHANICAL GENERAL NOTES, SCHEDULES AND DETAILS
M-101	ENLARGED DEMOLITION PLANS - MECHANICAL
M-102	ENLARGED DEMOLITION PLANS - MECHANICAL
M-103	ENLARGED DEMOLITION PLANS - MECHANICAL
M-201	ENLARGED NEW CONSTRUCTION PLANS - MECHANICAL
M-202	ENLARGED NEW CONSTRUCTION PLANS - MECHANICAL
M-203	ENLARGED NEW CONSTRUCTION PLANS - MECHANICAL
M-204	ENLARGED DEMOLITION PLANS - MECHANICAL
E-101	ENLARGED DEMO PLANS - LIGHTING
E-201	ENLARGED NEW CONSTRUCTION PLANS - LIGHTING
E-202	ENLARGED NEW CONSTRUCTION PLANS - LIGHTING
E-203	ENLARGED NEW CONSTRUCTION PLANS - LIGHTING
E-301	ENLARGED NEW CONSTRUCTION PLANS - POWER
E-001	ELECTRICAL SITE PLAN
E-102	ENLARGED DEMO PLANS - LIGHTING
E-103	ENLARGED DEMO PLANS - LIGHTING
E-104	ENLARGED DEMO PLANS - POWER
E-105	ENLARGED DEMO PLANS - POWER
E-106	ENLARGED DEMO PLANS - POWER
E-302	ENLARGED NEW CONSTRUCTION PLANS - POWER
E-303	ENLARGED NEW CONSTRUCTION PLANS - POWER
E-401	ELECTRICAL RISER DIAGRAMS
E-402	ELECTRICAL PANEL SCHEDULES
E-000	ELECTRICAL DETAILS AND SCHEDULES
E-107	ENLARGED DEMO PLANS - POWER
E-204	ENLARGED NEW CONSTRUCTION PLANS - LIGHTING
P-001	PLUMBING GENERAL NOTES, SCHEDULES AND DETAILS
P-101	ENLARGED PLUMBING PLANS
P-102	ENLARGED PLUMBING PLANS
AV-001	LEGEND AND NOTES - AUDIOVISUAL
AV-102	LEVEL 1 OVERALL FLOOR PLAN - AUDIOVISUAL
AV-110	ENLARGED PLANS - AUDIOVISUAL
AV-111	ENLARGED PLANS - AUDIOVISUAL
AV-115	ENLARGED RCP PLANS - AUDIOVISUAL
AV-114	ENLARGED RCP PLANS - AUDIOVISUAL
AV-103	LEVEL 2 OVERALL FLOOR PLAN - AUDIOVISUAL
AV-112	ENLARGED PLANS - AUDIOVISUAL
AV-401	GENERAL DETAILS - AUDIOVISUALS
T-001	LEGEND AND NOTES - COMMUNICATIONS
T-101	BASEMENT OVERALL FLOOR PLAN - COMMUNICATIONS
T-102	LEVEL 1 OVERALL FLOOR PLAN - COMMUNICATIONS
T-103	LEVEL 2 OVERALL FLOOR PLAN - COMMUNICATIONS
T-104	ATTIC OVERALL FLOOR PLAN - COMMUNICATIONS
T-108	ENLARGED PLANS - COMMUNICATIONS
T-109	ENLARGED PLANS - COMMUNICATIONS
T-110	ENLARGED PLANS - COMMUNICATIONS
T-111	ENLARGED PLANS - COMMUNICATIONS
T-112	ENLARGED PLANS - COMMUNICATIONS
T-401	GENERAL DETAILS - COMMUNICATIONS
SC-001	LEGEND AND NOTES - SECURITY
SC-111	ENLARGED PLANS - SECURITY
SC-112	ENLARGED PLANS - SECURITY
SC-401	GENERAL DETAILS - SECURITY

studio steinbomer
ARCHITECTURE & INTERIORS
1400 S. CONGRESS AVE. SUITE B202
AUSTIN, TX 78704
T: 512.479.0022
F: 512.477.4688
www.steinbomer.com

REGISTERED ARCHITECT
JED E. DUHON
17923
STATE OF TEXAS
10.29.20

VARIOUS REMODELS FOR THE
WILLIAMSON CO. JUSTICE CTR
405 MARTIN LUTHER KING DRIVE, GEORGETOWN, TEXAS. 78626

ASI-1 - 10.29.2020

DATE:	07.21.20
DRAWN:	JV, JD, WL, MG
SCALE:	AS NOTED

No.	Description	Date
1	ASI-1	10.29.2020

COVER SHEET

A-001

DocuSign Envelope ID: BD1DD069-6BDB-4467-BAD0-FCE7745DF3ED

CODE/FIRE SAFETY LEGEND

- 1 HOUR FIREWALL
- 2 HOUR FIREWALL
- EXIT → PRIMARY EXIT
- NOT IN SCOPE

FLOOR SUMMARY

FLOOR OCCUPANCY: MIXED OCCUPANCY.
A-2 @ JURY CALL/ GROUP B REMAINING AREA
ADDITION AREA: 21640 SF
EXISTING AREA: 7520 SF
TOTAL FLOOR AREA: 29160 SF
FLOOR OCCUPANT LOAD: 751
EXIT WIDTH REQUIRED: 751 (.2) = 150"
EXIT WIDTH PROVIDED: 252"
OCCUPANT LOAD @ ADDITION: 676
EXIT WIDTH REQUIRED: 676 (.2) = 135"
EXIT WINDTH PROVIDED: 144"

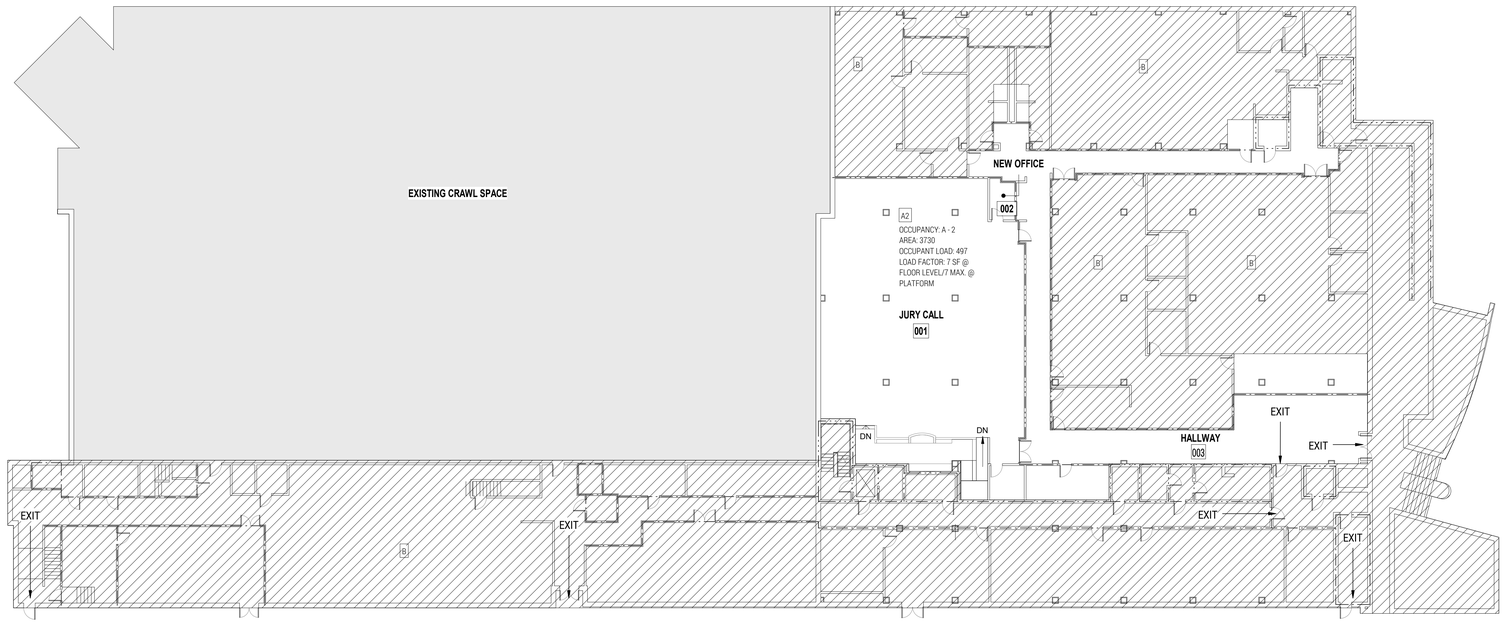

FIRE RESISTANCE RATING OF THE EXISTING WALLS IS BASED ON INFORMATION INCLUDED IN THE ORIGINAL CONSTRUCTION DRAWINGS. THAT INFORMATION INCLUDED THE CONSTRUCTION OF THE WALLS AS INDICATED BY THE WALL TYPES AND THE PLACEMENT OF FIRE DAMPERS.

1 BASEMENT - OVERALL CODE PLAN
SCALE: 1/16" = 1'-0"

studio steinbomer ARCHITECTURE & INTERIORS
1400 S CONGRESS AVE. SUITE B202
AUSTIN, TX 78704
T: 512.479.0022
F: 512.477.4498
www.steinbomer.com

REGISTERED ARCHITECT
JED E. STEINBOMER
17923
STATE OF TEXAS
10.29.20

VARIOUS REMODELS FOR THE
WILLIAMSON CO. JUSTICE CTR
405 MARTIN LUTHER KING DRIVE,GEORGETOWN, TEXAS. 78626

ASI-1 - 10.29.2020

DATE:	07.21.20
DRAWN:	JV, JD, WL, MG
SCALE:	AS NOTED

No.	Description	Date

BASEMENT SAFETY PLAN

A-002

DocuSign Envelope ID: BD1DD069-6BDB-4467-BAD0-FCE7745DF3ED

PLUMBING CALCULATIONS

A-3 COURTROOMS OCCUPANTS FOR PLAUMBING LOAD CALCULATION 1407*

	MALE	FEMALE	MEN REQUIRED	WOMEN REQUIRED
	1 PER 25	1 PER 65		
WATER CLOSETS			5.6	10.8
LAVATORIES	1 PER 200	1 PER 200	3.5	3.5
DRINKING FOUNTAINS	1 PER 500		2.8	

B OFFICE OCCUPANTS FOR PLUMBING LOAD CALCULATION 210*

	MALE	FEMALE	MEN REQUIRED	WOMEN REQUIRED
WATER CLOSETS	1 PER 25	1 PER 25	4.2	4.2
LAVATORIES	1 PER 40	1 PER 40	2.6	2.6
DRINKING FOUNTAINS	1 PER 500		1	

* OCCUPANT LOAD FOR CORRIDORS NOT INCLUDED IN PLUMBING CALCULATIONS. OCCUPANTS ARE ACCOUNTED FOR IN OTHER AREAS OF BUILDING

TOTAL REQUIRED

	MALE	FEMALE	
WATER CLOSETS	9.8	15.0	
LAVATORIES	6.1	6.1	
DRINKING FOUNTAINS	3		

TOTAL PROVIDED

WATER CLOSETS	19	19	
LAVATORIES	12	12	
DRINKING FOUNTAINS	4		

CODE/FIRE SAFETY LEGEND

1 HOUR FIREWALL

2 HOUR FIREWALL

EXIT → PRIMARY EXIT

NOT IN SCOPE

FLOOR SUMMARY - LVL 1

FLOOR OCCUPANCY: MIXED OCCUPANCY. A-2 @ COURTROOMS/GROUP B REMAINING AREA.

EXISTING AREA: 59,394 SF

FLOOR OCCUPANT LOAD: 1,292 SF
EXIT WIDTH REQUIRED: 1292* (2) = 258"
EXIT WIDTH PROVIDED: 324"

*OCCUPANT LOAD CALCULATION FOR GROUP B AREA DID NOT INCLUDE THE FOLLOWING SPACES:
AREA OF COURTROOMS
JUDGE'S OFFICES
JURY ROOMS
AREA ALSO DELETED FROM THE CALCULATION WAS THE INMATE SECURED SPACE THAT INCLUDES THE HOLDING CELLS, SECURED CORRIDORS, STAIRS, AND ELEVATOR. THE SECURED AREAS ARE PROVIDED WITH DEDICATED STAIRS. DURING MOST EMERGENCY EXITING SITUATIONS THEY WILL EXIT THE BUILDING THROUGH THE SUB-BASEMENT CONNECTION TO THE JAIL.

NO OTHER CHANGES IN USE, OCCUPANCY OR EGRESS FOR VARIOUS OTHER REMODELS THROUGHOUT THE BUILDING

FIRE RESISTANCE RATING OF THE EXISTING WALLS IS BASED ON INFORMATION INCLUDED IN THE ORIGINAL CONSTRUCTION DRAWINGS. THAT INFORMATION INCLUDED THE CONSTRUCTION OF THE WALLS AS INDICATED BY THE WALL TYPES AND THE PLACEMENT OF FIRE DAMPERS. CONFIRM ALL EXISTING FIRE-RATED WALLS IN THE FIELD PRIOR TO CONSTRUCTION

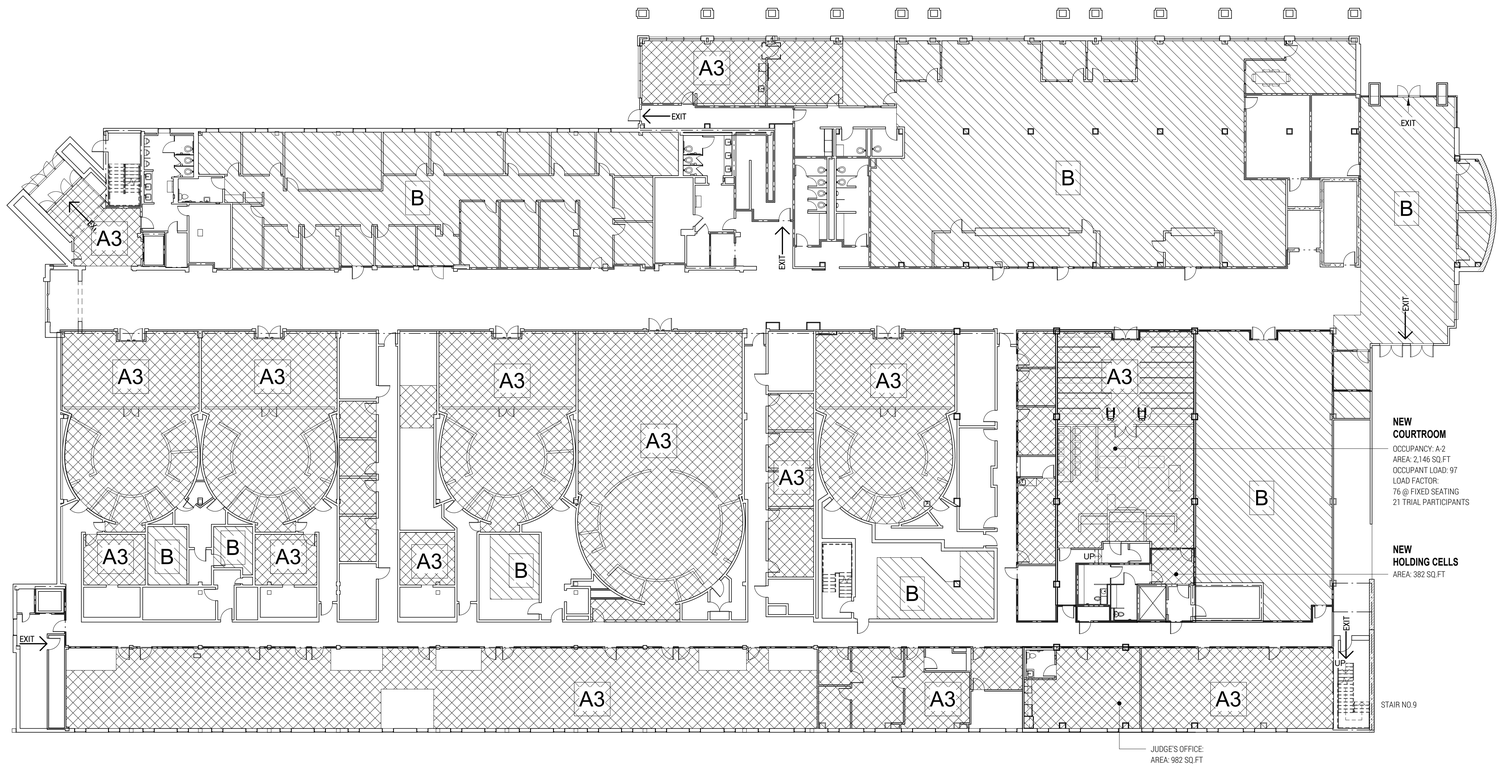

1 LEVEL 1 - OVERALL LIFE SAFETY PLAN
SCALE: 1/16" = 1'-0"

REGISTERED ARCHITECT
JED E. DUHON
17923
STATE OF TEXAS
10.29.20

studio | steinbomer
ARCHITECTURE & INTERIORS
1400 S CONGRESS AVE. SUITE B202
AUSTIN, TX 78704
T: 512.479.0022
F: 512.477.4688
www.steinbomer.com

VARIOUS REMODELS FOR THE
WILLIAMSON CO. JUSTICE CTR
405 MARTIN LUTHER KING DRIVE,GEORGETOWN, TEXAS. 78626

ASI-1 - 10.29.2020

DATE:	07.21.20
DRAWN:	JV, JD, WL, MG
SCALE:	AS NOTED

No.	Description	Date

LEVEL 1 LIFE SAFETY PLAN

A-003

DocuSign Envelope ID: BD1DD069-6BDB-4467-BAD0-FCE7745DF3ED

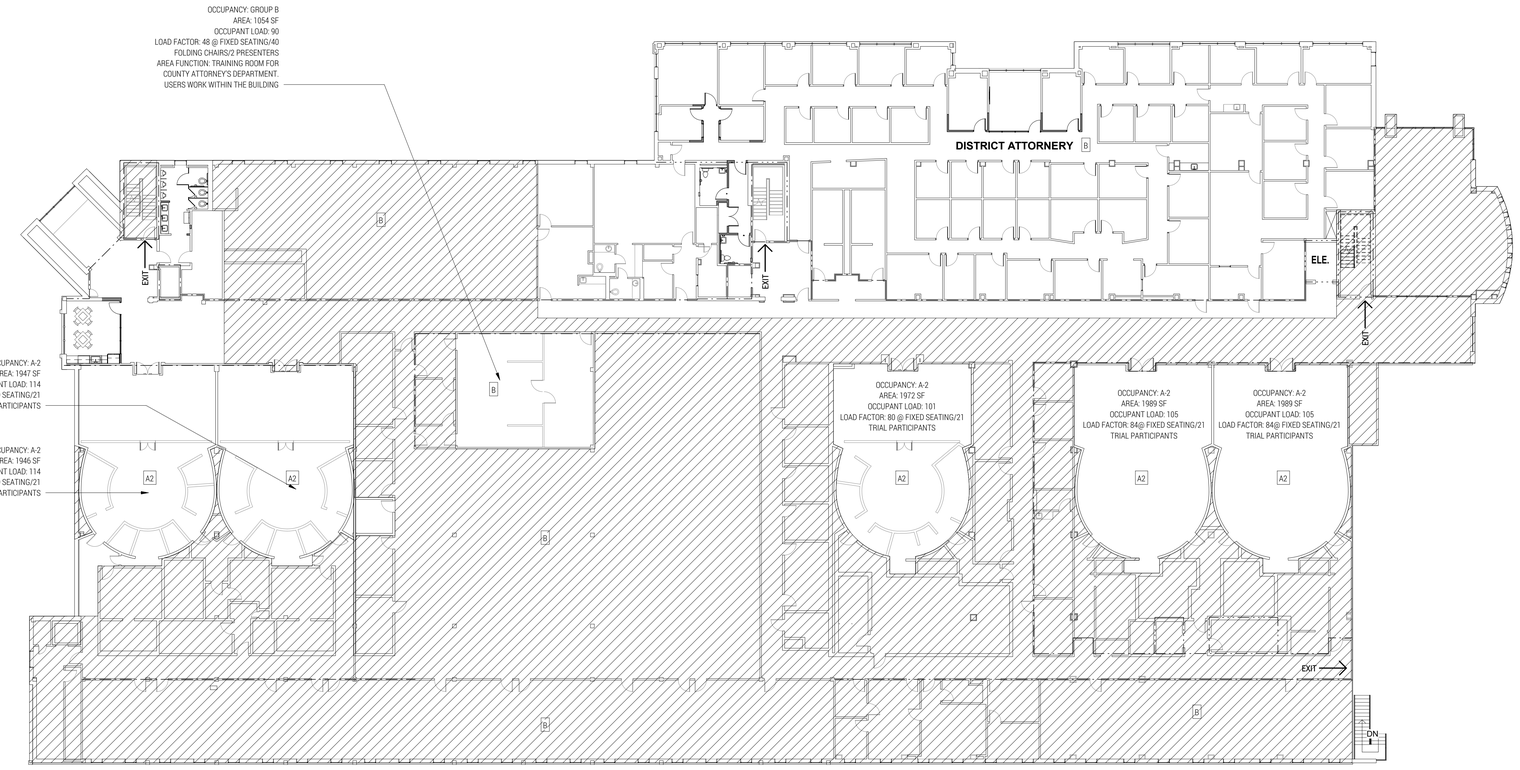

1 LEVEL 2 - OVERALL LIFE SAFETY PLAN
SCALE: 1/16" = 1'-0"

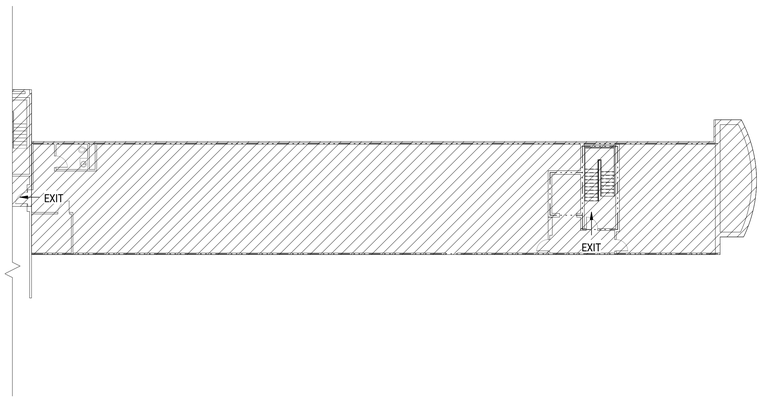

2 LEVEL 3 - ATTIC CODE PLAN
SCALE: 1/16" = 1'-0"

CODE/FIRE SAFETY LEGEND

- 1 HOUR FIREWALL
- 2 HOUR FIREWALL
- EXIT → PRIMARY EXIT
- NOT IN SCOPE

FLOOR SUMMARY

FLOOR OCCUPANCY: MIXED OCCUPANCY.
GROUP B WITH A-2 @ COURTROOMS
ADDITION AREA: 31007 SF
EXISTING AREA: 29684 SF
TOTAL FLOOR AREA: 60591 SF
FLOOR OCCUPANT LOAD: 983
EXIT WIDTH REQUIRED: 983 (.3) = 295"
EXIT WIDTH PROVIDED: 184" @ 4 EXIT STAIRS. ADDITIONAL EXIT WIDTH TO BE PROVIDED BY THE USE OF A HORIZONTAL EXIT.
HORIZONTAL EXIT CALCULATIONS:
ADDITION OCCUPANT LOAD: 507
ADDITION EXIT STAIRS: 88" TOTAL EXIT WIDTH/.3 = 293 OCCUPANT CAPACITY.
HORIZONTAL EXIT TO PROVIDE MEANS OF EGRESS FOR 214 OCCUPANTS (507 - 293 =294).
HORIZONTAL EGRESS WIDTH: 214 (2) = 43". EXIT WIDTH PROVIDED AT DOORS 2000B & X2101A
EXISTING OCCUPANT LOAD: 463
EXISTING EXIT STAIRS: 96" TOTAL EXIT WIDTH/.3 = 320 OCCUPANT CAPACITY.
HORIZONTAL EXIT TO PROVIDE MEANS OF EGRESS FOR 143 OCCUPANTS (463-320=143).
HORIZONTAL EGRESS WIDTH: 143 (.2) = 29". EXIT WIDTH PROVIDED AT DOOR 2000.
OCCUPANT LOAD CALCULATION FOR GROUP B AREA DID NOT INCLUDE THE FOLLOWING SPACES:
AREA OF THE COUTROOMS
JUDGE'S OFFICES
JURY ROOMS
AREA ALSO DELETED FROM THE CALCULATION WAS THE INMATE SECURED SPACE THAT INCLUDES THE HOLDING CELLS, SECURED CORRIDORS, STAIRS, AND ELEVATORS. THE SECURED AREAS ARE PROVIDED WITH DEDICATED STAIRS. DURING MOST EMERGENCY EXISTING SITUATIONS THEY WILL EXIT THE BUILDING THROUGH THE SUB-BASEMENT CONNECTION TO THE JAIL.

REGISTERED ARCHITECT
JED E. DURHAM
17923
STATE OF TEXAS
10.29.20

studio steinbomer
ARCHITECTURE & INTERIORS
1400 S CONGRESS AVE. SUITE B202
AUSTIN, TX 78704
P: 512.479.0022
F: 512.477.4698
www.steinbomer.com

VARIOUS REMODELS FOR THE
WILLIAMSON CO. JUSTICE CTR
405 MARTIN LUTHER KING DRIVE, GEORGETOWN, TEXAS. 78626

ASI-1 - 10.29.2020

DATE:	07.21.20
DRAWN:	JV, JD, WL, MG
SCALE:	AS NOTED

No.	Description	Date

LEVEL 2 SAFETY PLAN

A-004

DocuSign Envelope ID: BD1DD069-6BDB-4467-BAD0-FCE7745DF3ED

TELEPHONES

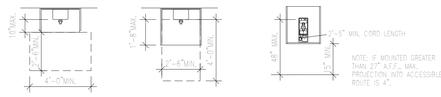

TELEPHONE APPROACH CLEARANCES

TELEPHONE CABINET ELEVATION

REFER TO SECTION 704 OF THE T.A.S. ACCESSIBILITY STANDARDS FOR ADDITIONAL INFORMATION.

RAMPS

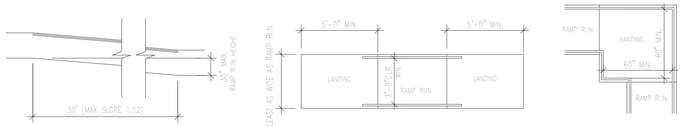

RAMP LONGITUDINAL SECTION

RAMP LANDING DIMENSIONS AT STRAIGHT RUN

RAMP LANDING DIMENSIONS AT CHANGE OF DIRECTION

REFER TO SECTION 405 OF THE T.A.S. ACCESSIBILITY STANDARDS FOR ADDITIONAL INFORMATION.

CURB RAMPS

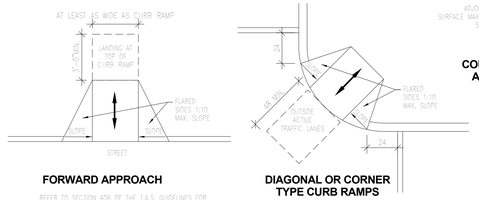

FORWARD APPROACH

DIAGONAL OR CORNER TYPE CURB RAMPS

REFER TO SECTION 406 OF THE T.A.S. GUIDELINES FOR ADDITIONAL INFORMATION.

COUNTER SLOPE OF SURFACES ADJACENT TO CURB RAMPS

GENERAL NOTES:

1. THE CONTRACTOR IS CONVENIENCE AND QUICK REFERENCE ONLY. CONTRACTOR IS REQUIRED TO REFER DIRECTLY TO CURRENT T.A.S. STANDARDS, WEBSITE: https://www.license.state.tx.us/ea/20/TAS/20TASmaincomplete.pdf.

2. - NOT ALL CONDITIONS SHOWN ON THIS SHEET MAY BE REQUIRED BY THIS PROJECT. COMPARE THE REQUIREMENTS OF THE ARCHITECTURAL DRAWINGS WITH THIS SHEET FOR RELEVANCE OF INFORMATION.

3. - DIMENSIONS INDICATED ARE THE MINIMUM CLEAR DIMENSIONS REQUIRED BY THE T.A.S. GUIDELINES. THE CONTRACTOR IS RESPONSIBLE FOR LAYOUT OF BUILDING ELEMENTS TO ASSURE THAT DIMENSIONS SHOWN ARE PROVIDED.

4. - NOTIFY THE ARCHITECT IMMEDIATELY OF ANY DISCREPANCIES BETWEEN THE ARCHITECTURAL DRAWINGS AND THE INFORMATION GIVEN ON THIS SHEET.

5. - DO NOT SCALE THESE DRAWINGS.

STAIRS

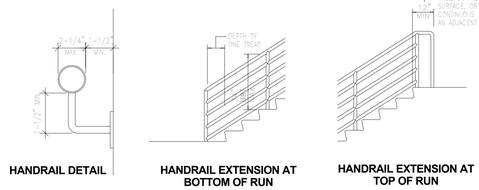

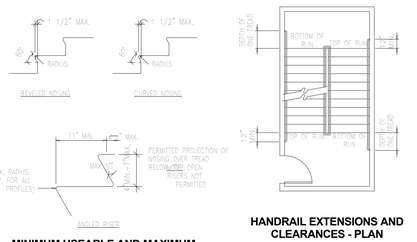

MINIMUM USEABLE AND MAXIMUM NOSING, TREAD & RISER DIMENSIONS

HANDRAIL EXTENSIONS AND CLEARANCES - PLAN

REFER TO SECTION 504 OF THE T.A.S. ACCESSIBILITY STANDARDS FOR ADDITIONAL INFORMATION.

DRINKING FOUNTAINS

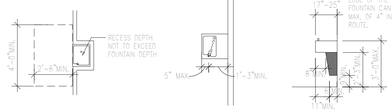

REFER TO SECTION 602 OF THE T.A.S. ACCESSIBILITY STANDARDS FOR ADDITIONAL INFORMATION.

ELEVATORS

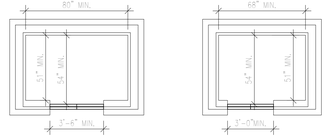

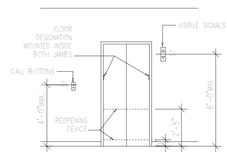

REFER TO SECTION 407 OF THE T.A.S. ACCESSIBILITY STANDARDS FOR ADDITIONAL INFORMATION.

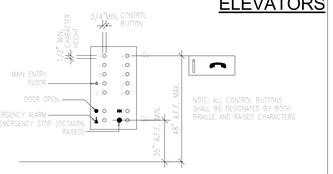

REFER TO SECTION 407 OF THE T.A.S. ACCESSIBILITY STANDARDS FOR ADDITIONAL INFORMATION.

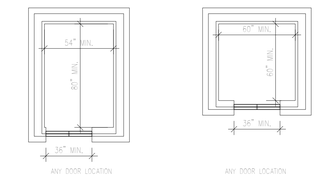

ELEVATOR CAR DIMENSIONS

REFER TO SECTION 407 OF THE T.A.S. GUIDELINES FOR ADDITIONAL INFORMATION.

PARKING

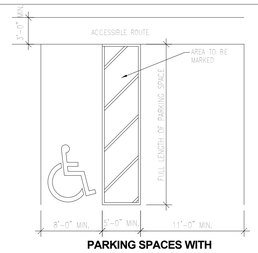

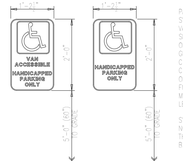

PARKING SPACE IDENTIFICATION SIGNS SHALL INCLUDE THE INTERNATIONAL SYMBOL OF ACCESSIBILITY COMPLYING WITH 703.7.2.1. SIGNS IDENTIFYING VAN PARKING SPACES SHALL CONTAIN THE DESIGNATION "VAN ACCESSIBLE." SIGNS SHALL BE 60 INCHES (1525 MM) MINIMUM ABOVE THE FINISH FLOOR OR GROUND SURFACE MEASURED TO THE BOTTOM OF THE SIGN. CHARACTERS SHALL BE UPPERCASE. CHARACTERS SHALL BE SANS SERIF. CHARACTERS SHALL NOT BE ITALIC, OBLIQUE, SCRIPT, HIGHLY DECORATIVE, OR OF OTHER UNUSUAL FORMS. CHARACTERS SHALL BE SELECTED FROM FONTS WHERE THE WIDTH OF THE UPPERCASE LETTER "O" IS 55 PERCENT MINIMUM AND 110 PERCENT MAXIMUM OF THE HEIGHT OF THE UPPERCASE LETTER "I".

SYMBOLS OF ACCESSIBILITY AND THEIR BACKGROUND SHALL HAVE A NON-GLARE FINISH. SYMBOLS OF ACCESSIBILITY SHALL CONTRAST WITH THEIR BACKGROUND WITH EITHER A LIGHT SYMBOL ON A DARK BACKGROUND OR A DARK SYMBOL ON A LIGHT BACKGROUND.

REFER TO SECTION 216.6 OF THE T.A.S. ACCESSIBILITY STANDARDS FOR ADDITIONAL INFORMATION.

DOORS

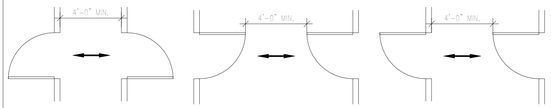

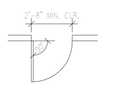

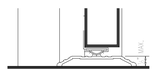

SEE SECTION 404 OF THE T.A.S. ACCESSIBILITY GUIDELINES FOR ADDITIONAL INFORMATION

MUST COMPLY WITH 302 & 303 OF THE T.A.S. GUIDELINES

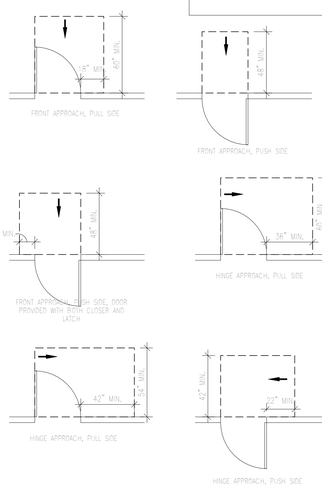

MANEUVERING CLEARANCES AT MANUAL SWINGING DOORS AND GATES

TOILET ROOMS

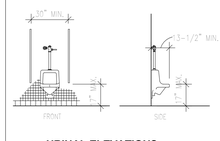

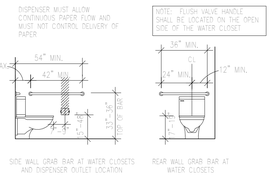

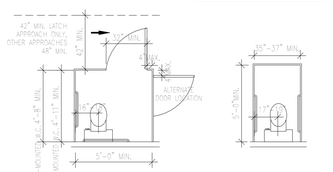

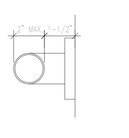

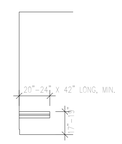

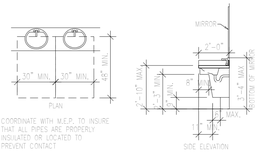

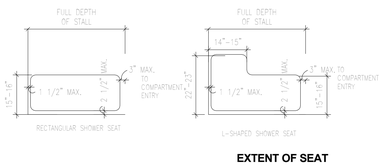

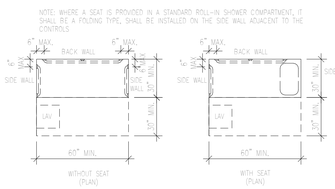

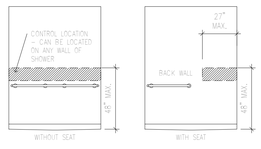

SHOWER STALLS

SEE SECTION 608 OF THE T.A.S. ACCESSIBILITY GUIDELINES FOR ADDITIONAL INFORMATION

ACCESSIBLE ROUTE

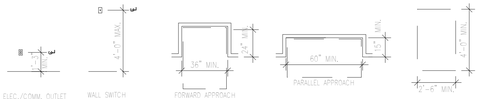

SEE SECTION 305 OF THE T.A.S. GUIDELINES FOR ADDITIONAL INFORMATION

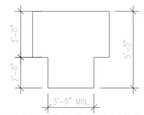

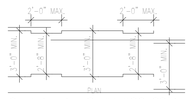

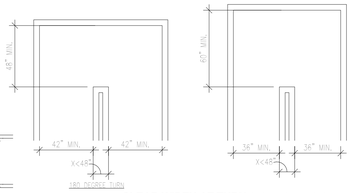

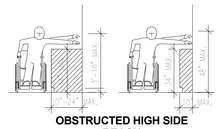

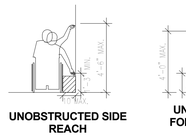

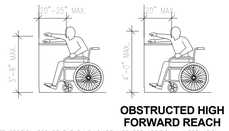

SEE SECTION 308 OF THE T.A.S. GUIDELINES FOR ADDITIONAL INFORMATION

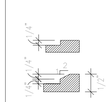

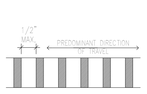

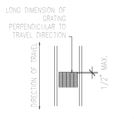

SEE SECTION 302 OF THE T.A.S. GUIDELINES FOR ADDITIONAL INFORMATION

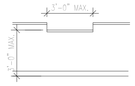

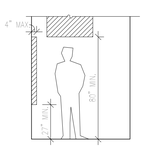

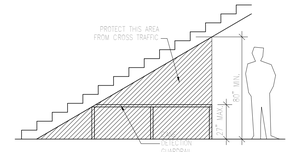

SEE SECTION 307 OF THE T.A.S. GUIDELINES FOR ADDITIONAL INFORMATION

SIGNAGE

SEE SECTION 703.7.2 OF THE T.A.S. GUIDELINES FOR ADDITIONAL INFORMATION

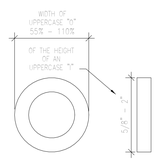

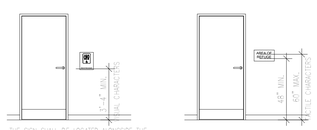

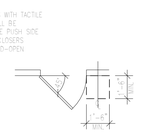

SEE SECTION 703 OF THE T.A.S. GUIDELINES FOR ADDITIONAL INFORMATION.

REGISTERED ARCHITECT
JED E. STEINOMER
17923
STATE OF TEXAS
10.29.20

studio steinomer
ARCHITECTURE & INTERIORS
1405 S. CONGRESS AVE. SUITE B202
AUSTIN, TX 78704
T: 512.479.0022
F: 512.477.4998
www.steinomer.com

VARIOUS REMODELS FOR THE

WILLIAMSON CO. JUSTICE CTR

405 MARTIN LUTHER KING DRIVE,GEORGETOWN, TEXAS. 78626

ASI-1 - 10.29.2020

DATE:	07.21.20
DRAWN:	JV, JD, WL, MG
SCALE:	AS NOTED

No.	Description	Date

TAS REQUIREMENTS

A-005

DocuSign Envelope ID: BD1DD069-6BDB-4467-BAD0-FCE7745DF3ED

LEGEND

- WALL OR ITEM TO BE DEMOLISHED
- EXISTING WALL
- EXISTING NOT IN SCOPE
- 1 HOUR FIREWALL
- 2 HOUR FIREWALL
- 1 / A101 SIM — CALLOUT TAG - REFER TO SHEET A-XXX

NOTE:

PLAN PROVIDED FOR WORK LOCATION REFERENCE ONLY. REFER TO KEY PLANS ON EACH SHEET.

PLAN NORTH / TRUE NORTH

1 BASEMENT - OVERALL DEMOLITION PLAN
SCALE: 1/16" = 1'-0"

REGISTERED ARCHITECT
JED E. DUNCAN
17923
STATE OF TEXAS
10.29.20

studio steinbomer
ARCHITECTURE & INTERIORS
1400 S CONGRESS AVE. SUITE B202
AUSTIN, TX 78704
T: 512.479.0022
F: 512.477.4468
www.steinbomer.com

VARIOUS REMODELS FOR THE

WILLIAMSON CO. JUSTICE CTR

405 MARTIN LUTHER KING DRIVE,GEORGETOWN, TEXAS. 78626

ASI-1 - 10.29.2020

DATE:	07.21.20
DRAWN:	JV, JD, WL, MG
SCALE:	AS NOTED

No.	Description	Date

BASEMENT OVERALL DEMOLITION PLAN

A-101

DocuSign Envelope ID: BD1DD069-6BDB-4467-BAD0-FCE7745DF3ED

LEGEND

- WALL OR ITEM TO BE DEMOLISHED
- EXISTING WALL
- EXISTING NOT IN SCOPE
- 1 HOUR FIREWALL
- 2 HOUR FIREWALL
- 1 / A101 SIM — CALLOUT TAG - REFER TO SHEET A-XXX

NOTE:

PLAN PROVIDED FOR WORK LOCATION REFERENCE ONLY. REFER TO KEY PLANS ON EACH SHEET.

NOTE

CONSTRUCT MOCK-UP OR JUDGE, DEPUTY CLERK, AND WITNESS STANDS PRIOR TO INSTALL FOR USERS TO VERIFY SIGHT LINES.

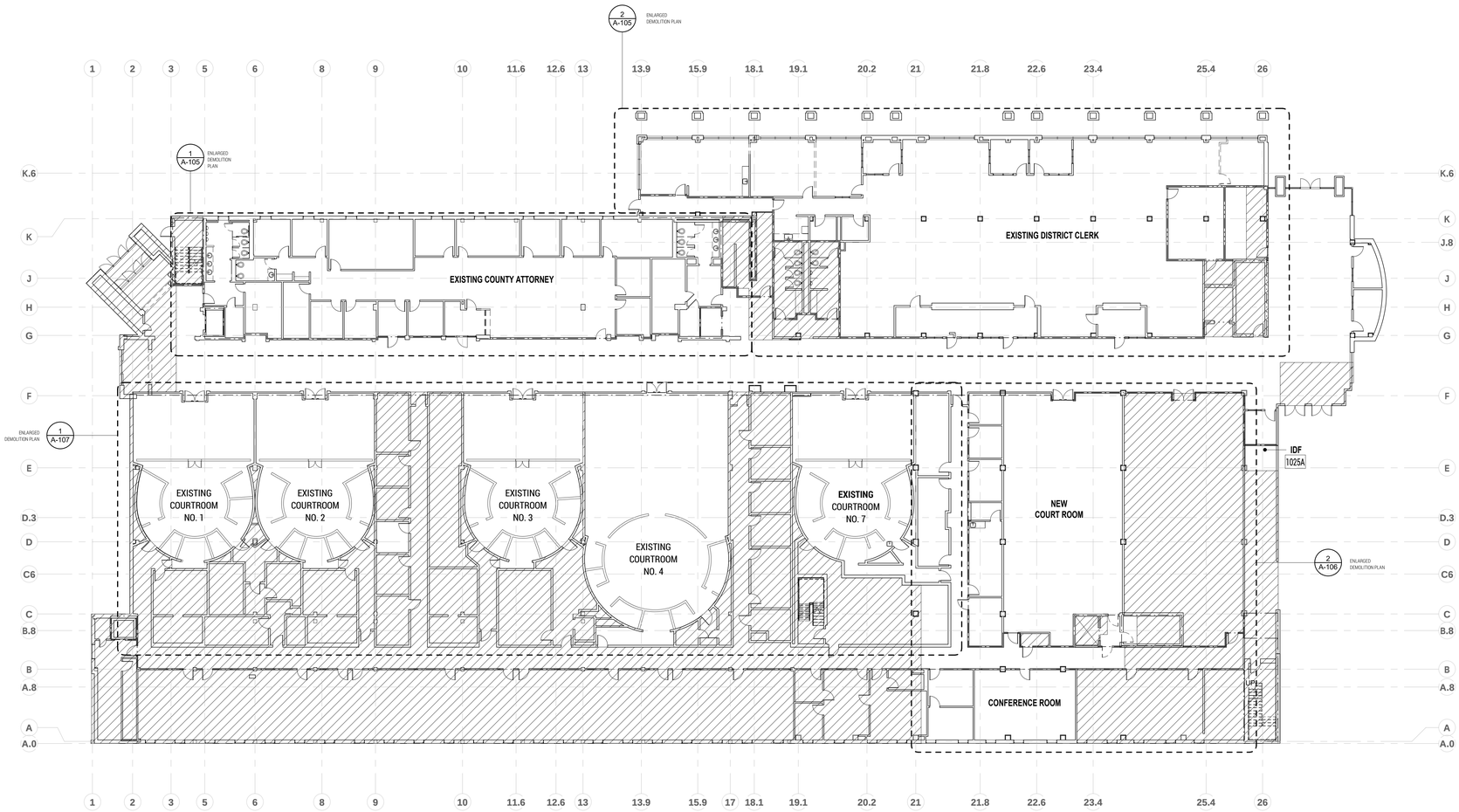

PLAN NORTH / TRUE NORTH

1 LEVEL 1 - OVERALL DEMOLITION PLAN
SCALE: 1/16" = 1'-0"

REGISTERED ARCHITECT
JED E. DUNN
17923
STATE OF TEXAS
10.29.20

studio steinbomer ARCHITECTURE & INTERIORS
1405 S CONGRESS AVE. SUITE B202
AUSTIN, TX 78704
T: 512.477.0022
F: 512.477.0468
www.steinbomer.com

VARIOUS REMODELS FOR THE
WILLIAMSON CO. JUSTICE CTR
405 MARTIN LUTHER KING DRIVE,GEORGETOWN, TEXAS. 78626

ASI-1 - 10.29.2020

DATE:	07.21.20
DRAWN:	JV, JD, WL, MG
SCALE:	AS NOTED

No.	Description	Date

LEVEL 1 OVERALL DEMOLITION FLOOR PLAN

A-102

DocuSign Envelope ID: BD1DD069-6BDB-4467-BAD0-FCE7745DF3ED

LEGEND

- WALL OR ITEM TO BE DEMOLISHED
- EXISTING WALL
- EXISTING NOT IN SCOPE
- 1 HOUR FIREWALL
- 2 HOUR FIREWALL
- 1 / A101 SIM — CALLOUT TAG - REFER TO SHEET A-XXX

NOTE:

PLAN PROVIDED FOR WORK LOCATION REFERENCE ONLY. REFER TO KEY PLANS ON EACH SHEET.

CONTRACTOR SHALL PHASE WORK TO PRIORITIZE COMPLETION OF DISTRICT ATTORNEY & COUNTY ATTORNEY OFFICES.

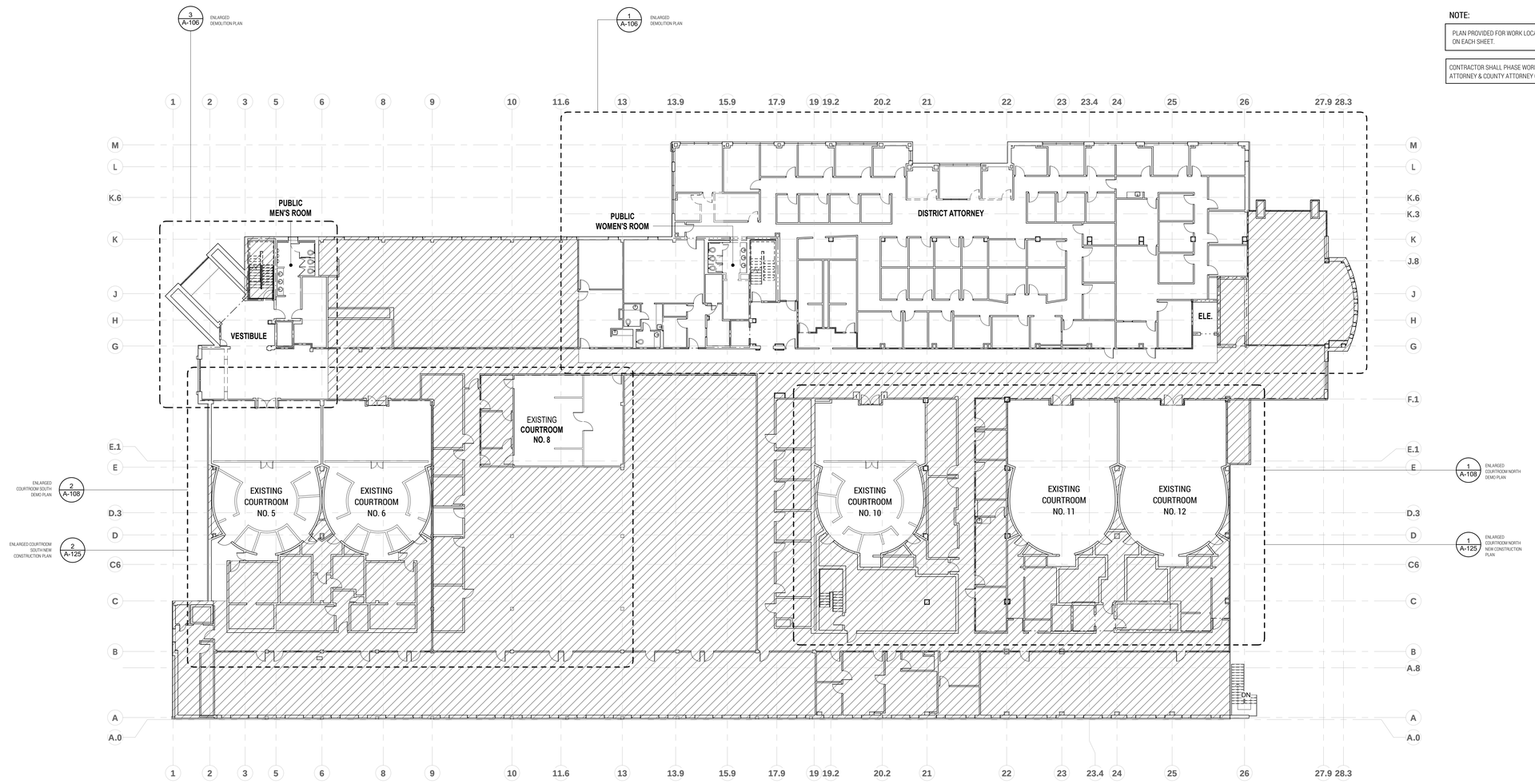

PLAN NORTH / TRUE NORTH

1 LEVEL 2 - OVERALL DEMOLITION PLAN
SCALE: 1/16" = 1'-0"

REGISTERED ARCHITECT JED E. DUNN 17923 STATE OF TEXAS 10.29.20

studio steinbomer ARCHITECTURE & INTERIORS
1400 S CONGRESS AVE. SUITE B202
AUSTIN, TX 78704
T: 512.479.0022
F: 512.477.4498
www.steinbomer.com

VARIOUS REMODELS FOR THE
WILLIAMSON CO. JUSTICE CTR
405 MARTIN LUTHER KING DRIVE, GEORGETOWN, TEXAS. 78626

ASI-1 - 10.29.2020

DATE:	07.21.20
DRAWN:	JV, JD, WL, MG
SCALE:	AS NOTED

No.	Description	Date

LEVEL 2 OVERALL DEMOLITION PLAN

A-103

DocuSign Envelope ID: BD1DD069-6BDB-4467-BAD0-FCE7745DF3ED

LEGEND

- WALL OR ITEM TO BE DEMOLISHED
- EXISTING WALL
- EXISTING NOT IN SCOPE
- 1 HOUR FIREWALL
- 2 HOUR FIREWALL
- 1 / A101 SIM — CALLOUT TAG - REFER TO SHEET A-XXX

NOTE:

PLAN PROVIDED FOR WORK LOCATION REFERENCE ONLY. REFER TO KEY PLANS ON EACH SHEET.

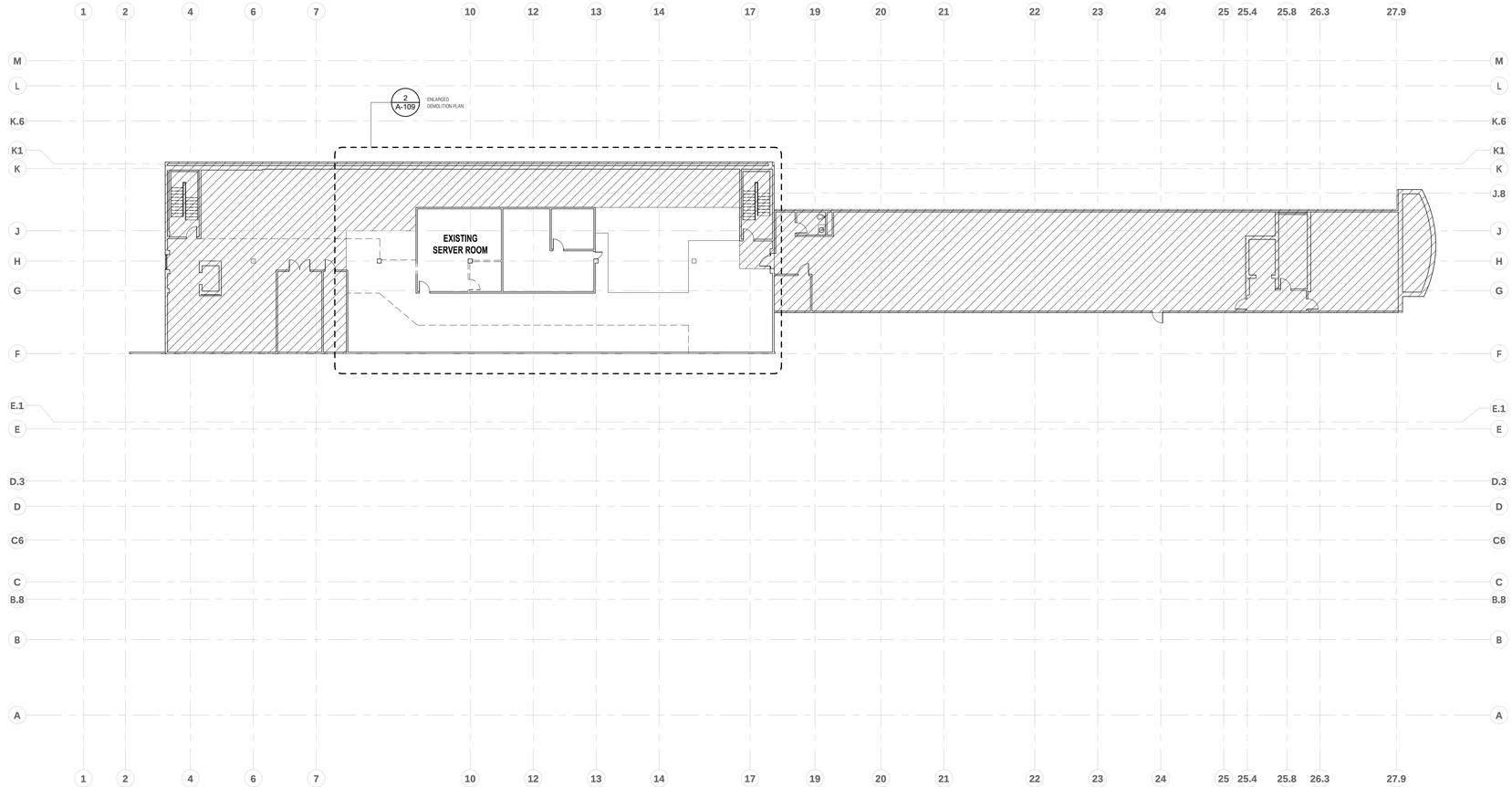

N

PLAN NORTH

TRUE NORTH

1 LEVEL 3 - ATTIC OVERALL DEMOLITION PLAN
SCALE: 1/16" = 1'-0"

REGISTERED ARCHITECT
JED E. STEINBOMER
17923
STATE OF TEXAS
10.29.20

studio steinbomer
ARCHITECTURE & INTERIORS
1400 S CONGRESS AVE. SUITE B202
AUSTIN, TX 78704
T: 512.479.0022
F: 512.477.4468
www.steinbomer.com

VARIOUS REMODELS FOR THE

WILLIAMSON CO. JUSTICE CTR

405 MARTIN LUTHER KING DRIVE, GEORGETOWN, TEXAS. 78626

ASI-1 - 10.29.2020

DATE:	07.21.20
DRAWN:	JV, JD, WL, MG
SCALE:	AS NOTED

No.	Description	Date

ATTIC OVERALL DEMOLITION PLAN

A-104

DocuSign Envelope ID: BD1DD069-6BDB-4467-BAD0-FCE7745DF3ED

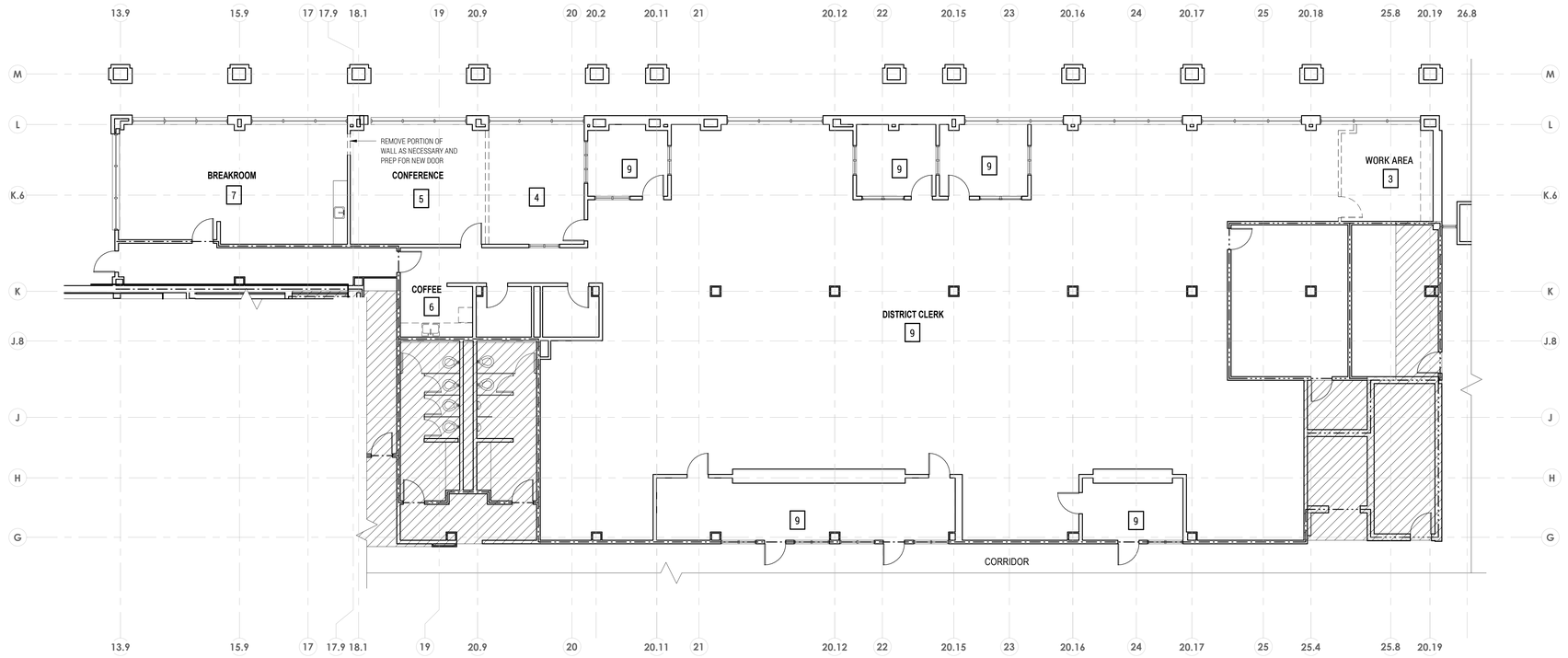

2 LEVEL 1 - DISTRICT CLERK - DEMOLITION PLAN
SCALE: 1/8" = 1'-0"

PLAN NORTH · TRUE NORTH

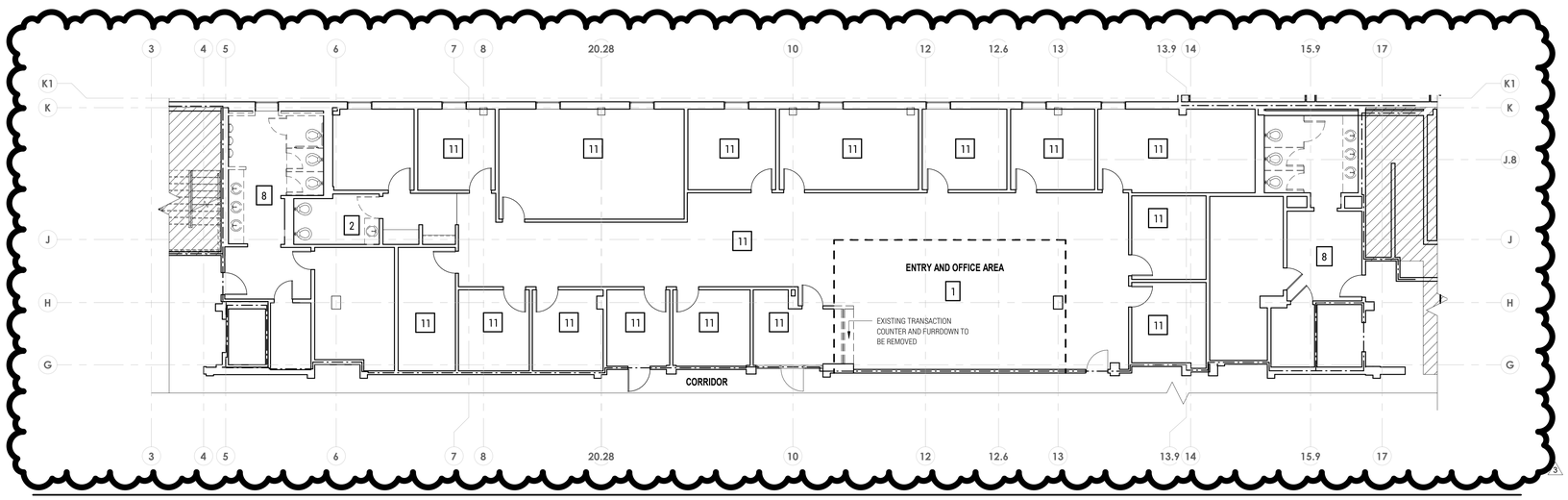

1 LEVEL 1 - COUNTY ATTORNEY - DEMOLITION PLAN
SCALE: 1/8" = 1'-0"

PLAN NORTH · TRUE NORTH

DEMOLITION LEGEND

- WALL OR ITEM TO BE DEMOLISHED
- EXISTING WALL
- NEW WALL
- EXISTING NOT IN SCOPE
- 1 HOUR FIREWALL
- 2 HOUR FIREWALL
- 1 / A101 SIM — CALLOUT TAG - REFER TO SHEET A-XXX
- X — DEMOLITION KEYED NOTES

DEMOLITION KEYED NOTES

NOTE: CONFIRM AND COORDINATE ALL LIMITS OF DEMOLITION WITH NEW FLOOR PLANS, TYP.

1 COUNTY ATTORNEY EXISTING ENTRY AND CUBICLE OFFICE AREA:
- REMOVE CUBICLE STATIONS
- REMOVE/EXISTING LIGHT FIXTURES AND PREPARE FOR NEW
- REMOVE EXISTING CEILING TILE AND GRID AND PREP FOR NEW
- REMOVE EXISTING CARPET AND PREPARE FOR NEW
- REMOVE TRANSACTION COUNTER MILLWORK, GLAZING AND FUR DOWN
- COORDINATE EXACT LIMITS OF DEMOLITION WITH NEW FLOOR PLAN

2 COUNTY ATTORNEY TOILET:
- REMOVE EXISTING TOILET PARTITIONS, DOORS, AND LIGHT FIXTURES; AND PREP FOR NEW FLOOR-TO-CEILING WALLS, NEW DOORS AND NEW LIGHT FIXTURES
- REMOVE EXISTING SHEETROCK CEILING AND PREPARE FOR NEW
- REMOVE EXISTING FLOOR AND WALL TILE AND PREPARE FOR NEW

3 DISTRICT CLERK WORK AREA:
- REMOVE WALLS, CABINETS, CARPET, LIGHT FIXTURES AND DOOR AS SHOWN AND PREP FOR NEW PRIVATE OFFICE

4 DISTRICT CLERK OFFICE:
- REMOVE WALLS, CARPET, AND LIGHT FIXTURES AS SHOWN, AND PREP FOR NEW OPEN OFFICE SPACE

5 DISTRICT CLERK CONFERENCE ROOM:
- REMOVE WALLS, CARPET, LIGHT FIXTURES AND DOOR AS SHOWN AND PREP FOR NEW OPEN OFFICE SPACE

6 DISTRICT CLERK COFFEE BAR:
- REMOVE EXISTING SINK, COUNTERS, MILLWORK, CARPET, AND LIGHT FIXTURES; AND PREP FOR NEW MILLWORK, COUNTER AND FINISHES

7 BREAK ROOM:
- REMOVE PORTION OF NORTH WALL AS SHOWN AND PREP FOR NEW DOOR LOCATION
- REMOVE EXISTING LIGHT FIXTURES AND PREPARE FOR NEW
- REMOVE EXISTING FLOORING AND PREPARE FOR NEW LVT

8 RESTROOMS:
- REMOVE EXISTING TOILET PARTITIONS, FLOOR TILE, WALL TILE, PLUMBING FIXTURES, LIGHTING AND RESTROOM ACCESSORIES IN PREPARATION FOR RESTROOM RENOVATION

9 DISTRICT CLERK OPEN OFFICE
- REMOVE EXISTING CARPET AND LIGHT FIXTURES THROUGHOUT AND PREP FOR NEW LIGHT FIXTURES IN EXISTING LOCATIONS, AND NEW CARPET

10 EXISTING COURTROOMS
- REMOVE ALL EXISTING LIGHTING FIXTURES, REPAIR AND REPLACE ALL EXISTING CEILING TILES AS NECESSARY - MATCH EXISTING ACOUSTICAL CEILING TILES

11 REMOVE EXISTING FLOORING AND PREPARE FOR NEW

studio steinbomer ARCHITECTURE & INTERIORS
1400 S CONGRESS AVE. SUITE B202
AUSTIN, TX 78704
P: 512.479.0052
F: 512.477.4958
www.steinbomer.com

VARIOUS REMODELS FOR THE
WILLIAMSON CO. JUSTICE CTR
405 MARTIN LUTHER KING DRIVE,GEORGETOWN, TEXAS. 78626

ASI-3 - 02.09.2021

DATE:	07.21.20
DRAWN:	JV, JD, WL, MG
SCALE:	AS NOTED

No.	Description	Date
3	ASI -3	02.09.2021

ENLARGED DEMOLITION PLANS

A-105

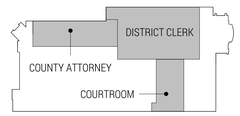

LEVEL 1 KEY PLAN

DocuSign Envelope ID: BD1DD069-6BDB-4467-BAD0-FCE7745DF3ED

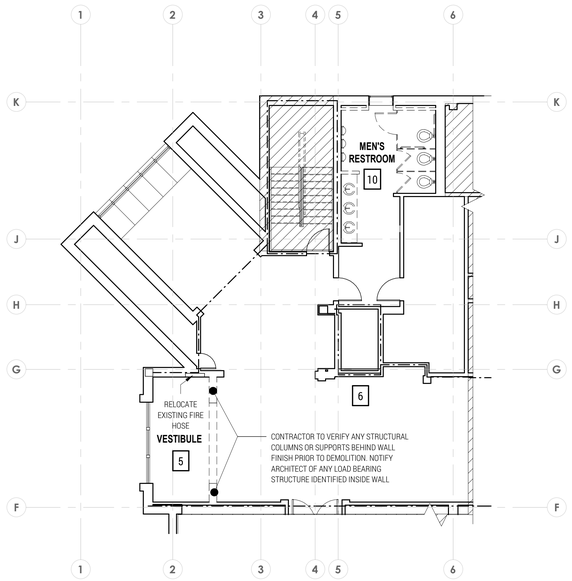

PLAN NORTH / TRUE NORTH

3 LEVEL 2 - VESTIBULE - DEMOLITION PLAN
SCALE: 1/8" = 1'-0"

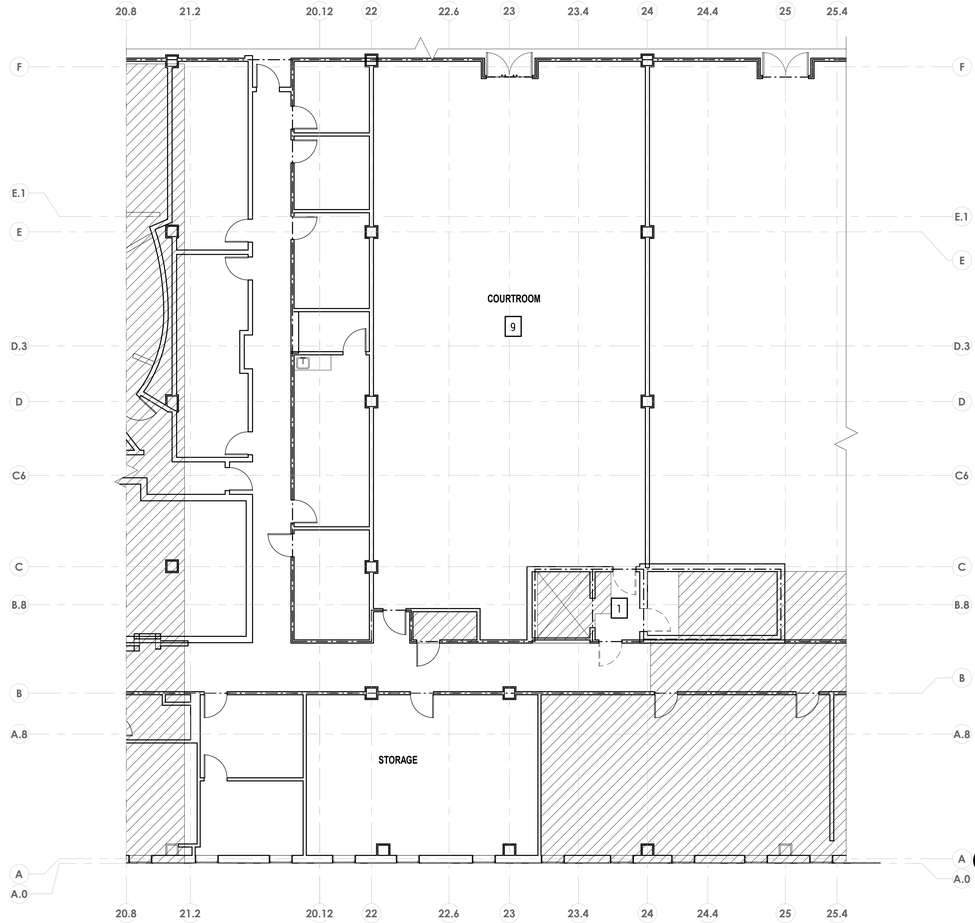

PLAN NORTH / TRUE NORTH

2 LEVEL 1 - COURTROOM - DEMOLITION PLAN
SCALE: 1/8" = 1'-0"

DEMOLITION LEGEND

- WALL OR ITEM TO BE DEMOLISHED
- EXISTING WALL
- NEW WALL
- EXISTING NOT IN SCOPE
- 1 HOUR FIREWALL
- 2 HOUR FIREWALL
- 1 / A101 SIM — CALLOUT TAG - REFER TO SHEET A-XXX
- X — DEMOLITION KEYED NOTES

DEMOLITION KEYED NOTES

1. REMOVE EXISTING DOORS AS INDICATED AND PREP FOR NEW IN EXISTING OPENING
2. DISTRICT ATTORNEY OFFICE:
   - REMOVE DOORS AND WALLS AS INDICATED AND PREP FOR OFFICE EXPANSION
   - REMOVE EXISTING LIGHT FIXTURES AND CARPET AND PREP FOR NEW
3. DISTRICT ATTORNEY CONFERENCE & SECRETARY:
   - REMOVE WALLS AS INDICATED AND PREP FOR SPACE REDUCTION
   - REMOVE EXISTING LIGHT FIXTURES
   - REMOVE CARPET AND PREP FOR NEW
4. WOMEN'S RESTROOM:
   - REMOVE PARTITIONS, TILE, DOORS, FIXTURES, CEILINGS, FLOORING, AND WALLS AS SHOWN AND PREP FOR NEW RESTROOM CONFIGURATION
5. VESTIBULE:
   - REMOVE EXISTING LIGHT FIXTURES, WING WALLS AND FUR DOWN AS SHOWN; PROVIDE TEMPORARY SHORING AT FURDOWN IF NECESSARY. REMOVE CEILING TILES AND LIGHTING AND PREP FOR NEW ENCLOSED BREAKROOM. VERIFY STRUCTURAL SYSTEMS BEHIND EXISTING FINISHES REMOVAL. REPORT STRUCTURAL FINDINGS TO ARCHITECT
6. PREPARE FOR NEW FIRE HOSE LOCATION
7. REMOVE EXISTING CARPET AND EXISTING LIGHT FIXTURES AND PREP FOR NEW
8. REMOVE EXISTING CEILING, GRID, AND REGISTERS AND PREP FOR NEW COURTROOM CONFIGURATION. CONTRACTOR TO SALVAGE ALL EXISTING LIGHT FIXTURES AND COORDINATE TRANSFER BACK TO WILLIAMSON COUNTY
9. RESTROOMS:
   - REMOVE EXISTING TOILET PARTITIONS, FLOOR TILE, WALL TILE, PLUMBING FIXTURES, LIGHTING AND RESTROOM ACCESSORIES IN PREPARATION FOR RESTROOM RENOVATION
10. REMOVE EXISTING LIGHT FIXTURES AND PREP FOR NEW (EXISTING FLOORING TO REMAIN)

PLAN NORTH / TRUE NORTH

1 LEVEL 2 - DISTRICT ATTORNEY - DEMOLITION PLAN
SCALE: 1/8" = 1'-0"

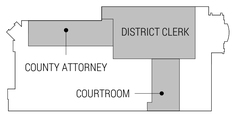

LEVEL 1 KEY PLAN

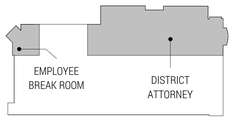

LEVEL 2 KEY PLAN

studio steinbomer ARCHITECTURE & INTERIORS
1400 S. CONGRESS AVE. SUITE B202
AUSTIN, TX 78704
T: 512.477.0022
F: 512.477.4998
www.steinbomer.com

REGISTERED ARCHITECT — TED E. DUNION — 17923 — STATE OF TEXAS

VARIOUS REMODELS FOR THE

WILLIAMSON CO. JUSTICE CTR

405 MARTIN LUTHER KING DRIVE,GEORGETOWN, TEXAS. 78626

ASI-3 - 02.09.2021

DATE:	07.21.20
DRAWN:	JV, JD, WL, MG
SCALE:	AS NOTED

No.	Description	Date
3	ASI -3	02.09.2021

ENLARGED DEMOLITION PLANS

A-106

DocuSign Envelope ID: BD1DD069-6BDB-4467-BAD0-FCE7745DF3ED

DEMOLITION LEGEND

- WALL OR ITEM TO BE DEMOLISHED
- EXISTING WALL
- NEW WALL
- EXISTING NOT IN SCOPE
- 1 HOUR FIREWALL
- 2 HOUR FIREWALL
- 1 / A101 SIM — CALLOUT TAG - REFER TO SHEET A-XXX
- X — DEMOLITION KEYED NOTES

CEILING TYPE LEGEND

ACT-1	24" X 48"	ARMSTRONG DUNE TEGULAR 1776 PRELUDE XL 15/16" SUSPENSION SYSTEM
ACT-2	24" X 24"	ARMSTRONG DUNE TEGULAR 1774 PRELUDE XL 15/16" SUSPENSION SYSTEM
PGB-1	N/A	PAINTED GYPSUM BOARD
PGB-2	N/A	PAINTED GYPSUM BOARD - SLOPE WITH ROOF DECK
TD-1	24" X 120"	TRUSSDEK METAL PLANK CEILING SYSTEM
E.T.R.		EXISTING TO REMAIN - REPAIR AND REPLACE WITH MATCHING CEILING TILES AS NEEDED

DEMOLITION KEYED NOTES

NOTE: CONFIRM AND COORDINATE ALL LIMITS OF DEMOLITION WITH NEW FLOOR PLANS, TYP.

1 COUNTY ATTORNEY EXISTING ENTRY AND CUBICLE OFFICE AREA:
- REMOVE CUBICLE STATIONS
- REMOVE/EXISTING LIGHT FIXTURES AND PREPARE FOR NEW
- REMOVE EXISTING CEILING TILE AND GRID AND PREP FOR NEW
- REMOVE EXISTING CARPET AND PREPARE FOR NEW
- REMOVE TRANSACTION COUNTER MILLWORK, GLAZING AND FUR DOWN
- COORDINATE EXACT LIMITS OF DEMOLITION WITH NEW FLOOR PLAN

2 COUNTY ATTORNEY TOILET:
- REMOVE EXISTING TOILET PARTITIONS, DOORS, AND LIGHT FIXTURES; AND PREP FOR NEW FLOOR-TO-CEILING WALLS, NEW DOORS AND NEW LIGHT FIXTURES
- REMOVE EXISTING SHEETROCK CEILING AND PREPARE FOR NEW
- REMOVE EXISTING FLOOR AND WALL TILE AND PREPARE FOR NEW

3 DISTRICT CLERK WORK AREA:
- REMOVE WALLS, CABINETS, CARPET, LIGHT FIXTURES AND DOOR AS SHOWN AND PREP FOR NEW PRIVATE OFFICE

4 DISTRICT CLERK OFFICE:
- REMOVE WALLS, CARPET, AND LIGHT FIXTURES AS SHOWN, AND PREP FOR NEW OPEN OFFICE SPACE

5 DISTRICT CLERK CONFERENCE ROOM:
- REMOVE WALLS, CARPET, LIGHT FIXTURES AND DOOR AS SHOWN AND PREP FOR NEW OPEN OFFICE SPACE

6 DISTRICT CLERK COFFEE BAR:
- REMOVE EXISTING SINK, COUNTERS, MILLWORK, CARPET, AND LIGHT FIXTURES, AND PREP FOR NEW MILLWORK, COUNTER AND FINISHES

7 BREAK ROOM:
- REMOVE PORTION OF NORTH WALL AS SHOWN AND PREP FOR NEW DOOR LOCATION
- REMOVE EXISTING LIGHT FIXTURES AND PREPARE FOR NEW
- REMOVE EXISTING FLOORING AND PREPARE FOR NEW LVT

8 RESTROOMS:
- REMOVE EXISTING TOILET PARTITIONS, FLOOR TILE, WALL TILE, PLUMBING FIXTURES, LIGHTING AND RESTROOM ACCESSORIES IN PREPARATION FOR RESTROOM RENOVATION

9 DISTRICT CLERK OPEN OFFICE:
- REMOVE EXISTING CARPET AND LIGHT FIXTURES THROUGHOUT AND PREP FOR NEW LIGHT FIXTURES IN EXISTING LOCATIONS, AND NEW CARPET

10 EXISTING COURTROOMS
- REMOVE ALL EXISTING LIGHTING FIXTURES. REPAIR AND REPLACE ALL EXISTING CEILING TILES AS NECESSARY - MATCH EXISTING ACOUSTICAL CEILING TILES

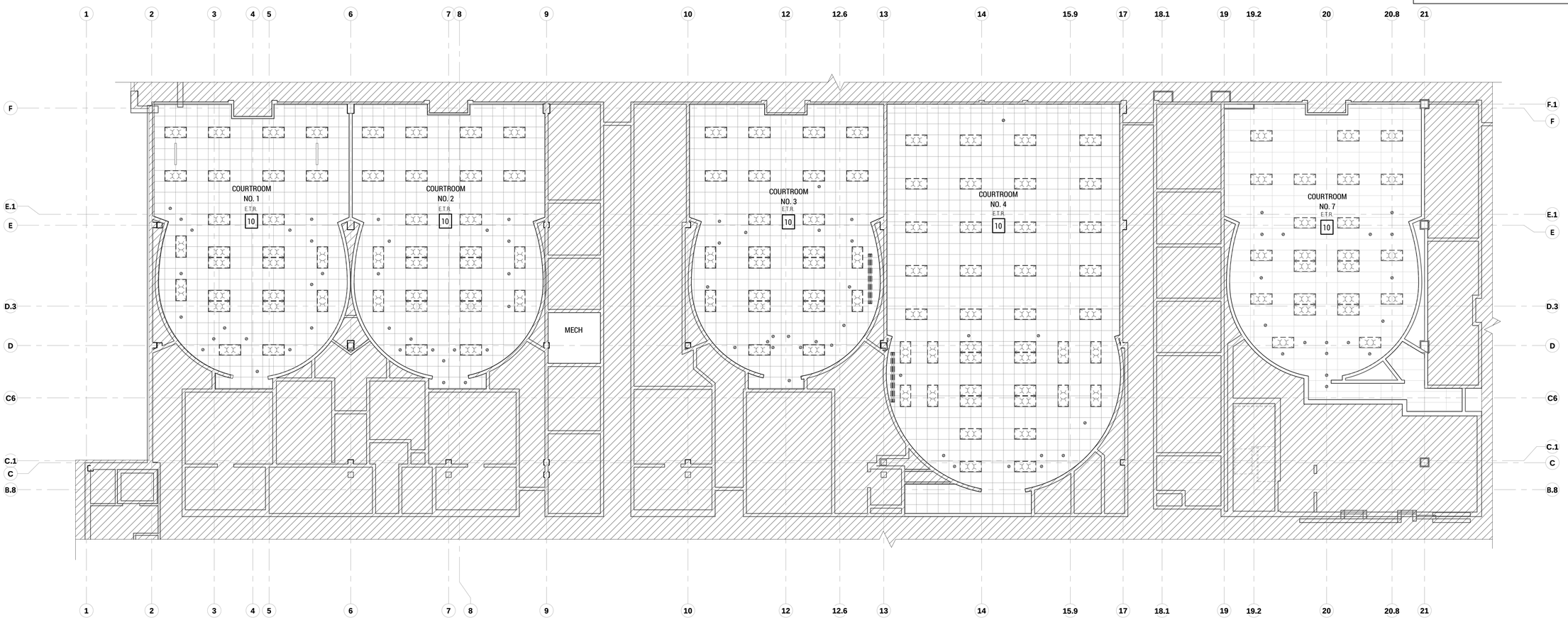

PLAN NORTH / TRUE NORTH

1 LEVEL 1 - RCP DEMO - COURTROOMS
SCALE: 1/8" = 1'-0"

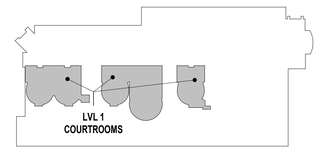

LEVEL 1 KEY PLAN

studio steinbomer ARCHITECTURE & INTERIORS
1400 S CONGRESS AVE. SUITE B202
AUSTIN, TX 78704
T: 512.479.0022
F: 512.477.4498
www.steinbomer.com

REGISTERED ARCHITECT — JED E. DURHAM — 17923 — STATE OF TEXAS — 10.29.20

VARIOUS REMODELS FOR THE

WILLIAMSON CO. JUSTICE CTR

405 MARTIN LUTHER KING DRIVE,GEORGETOWN, TEXAS. 78626

ASI-1 - 10.29.2020

DATE:	07.21.20
DRAWN:	JV, JD, WL, MG
SCALE:	AS NOTED

No.	Description	Date

ENLARGED DEMOLITION PLANS

A-107

DocuSign Envelope ID: BD1DD069-6BDB-4467-BAD0-FCE7745DF3ED

DEMOLITION LEGEND

- WALL OR ITEM TO BE DEMOLISHED
- EXISTING WALL
- NEW WALL
- EXISTING NOT IN SCOPE
- 1 HOUR FIREWALL
- 2 HOUR FIREWALL
- 1 / A101 SIM — CALLOUT TAG - REFER TO SHEET A-XXX
- X — DEMOLITION KEYED NOTES

CEILING TYPE LEGEND

ACT-1	24" X 48"	ARMSTRONG DUNE TEGULAR 1776 PRELUDE XL 15/16" SUSPENSION SYSTEM
ACT-2	24" X 24"	ARMSTRONG DUNE TEGULAR 1774 PRELUDE XL 15/16" SUSPENSION SYSTEM
PGB-1	N/A	PAINTED GYPSUM BOARD
PGB-2	N/A	PAINTED GYPSUM BOARD - SLOPE WITH ROOF DECK
TD-1	24" X 120"	TRUSSDEK METAL PLANK CEILING SYSTEM
E.T.R.		EXISTING TO REMAIN - REPAIR AND REPLACE WITH MATCHING CEILING TILES AS NEEDED

DEMOLITION KEYED NOTES

NOTE: CONFIRM AND COORDINATE ALL LIMITS OF DEMOLITION WITH NEW FLOOR PLANS, TYP.

1 COUNTY ATTORNEY EXISTING ENTRY AND CUBICLE OFFICE AREA:
- REMOVE CUBICLE STATIONS
- REMOVE/EXISTING LIGHT FIXTURES AND PREPARE FOR NEW
- REMOVE EXISTING CEILING TILE AND GRID AND PREP FOR NEW
- REMOVE EXISTING CARPET AND PREPARE FOR NEW
- REMOVE TRANSACTION COUNTER MILLWORK, GLAZING AND FUR DOWN
- COORDINATE EXACT LIMITS OF DEMOLITION WITH NEW FLOOR PLAN

2 COUNTY ATTORNEY TOILET:
- REMOVE EXISTING TOILET PARTITIONS, DOORS, AND LIGHT FIXTURES; AND PREP FOR NEW FLOOR-TO-CEILING WALLS, NEW DOORS AND NEW LIGHT FIXTURES
- REMOVE EXISTING SHEETROCK CEILING AND PREPARE FOR NEW
- REMOVE EXISTING FLOOR AND WALL TILE AND PREPARE FOR NEW

3 DISTRICT CLERK WORK AREA:
- REMOVE WALLS, CABINETS, CARPET, LIGHT FIXTURES AND DOOR AS SHOWN AND PREP FOR NEW PRIVATE OFFICE

4 DISTRICT CLERK OFFICE:
- REMOVE WALLS, CARPET, AND LIGHT FIXTURES AS SHOWN, AND PREP FOR NEW OPEN OFFICE SPACE

5 DISTRICT CLERK CONFERENCE ROOM:
- REMOVE WALLS, CARPET, LIGHT FIXTURES AND DOOR AS SHOWN AND PREP FOR NEW OPEN OFFICE SPACE

6 DISTRICT CLERK COFFEE BAR:
- REMOVE EXISTING SINK, COUNTERS, MILLWORK, CARPET, AND LIGHT FIXTURES; AND PREP FOR NEW MILLWORK, COUNTER AND FINISHES

7 BREAK ROOM:
- REMOVE PORTION OF NORTH WALL AS SHOWN AND PREP FOR NEW DOOR LOCATION
- REMOVE EXISTING LIGHT FIXTURES AND PREPARE FOR NEW
- REMOVE EXISTING FLOORING AND PREPARE FOR NEW LVT

8 RESTROOMS:
- REMOVE EXISTING TOILET PARTITIONS, FLOOR TILE, WALL TILE, PLUMBING FIXTURES, LIGHTING AND RESTROOM ACCESSORIES IN PREPARATION FOR RESTROOM RENOVATION

9 DISTRICT CLERK OPEN OFFICE
- REMOVE EXISTING CARPET AND LIGHT FIXTURES THROUGHOUT AND PREP FOR NEW LIGHT FIXTURES IN EXISTING LOCATIONS, AND NEW CARPET

10 EXISTING COURTROOMS
- REMOVE ALL EXISTING LIGHTING FIXTURES. REPAIR AND REPLACE ALL EXISTING CEILING TILES AS NECESSARY - MATCH EXISTING ACOUSTICAL CEILING TILES

REGISTERED ARCHITECT
JED E. DUNN
17923
STATE OF TEXAS
10.29.20

studio steinbomer
ARCHITECTURE & INTERIORS
1400 S CONGRESS AVE. SUITE B202
AUSTIN, TX 78704
T: 512.479.0022
F: 512.477.0498
www.steinbomer.com

VARIOUS REMODELS FOR THE WILLIAMSON CO. JUSTICE CTR

405 MARTIN LUTHER KING DRIVE,GEORGETOWN, TEXAS. 78626

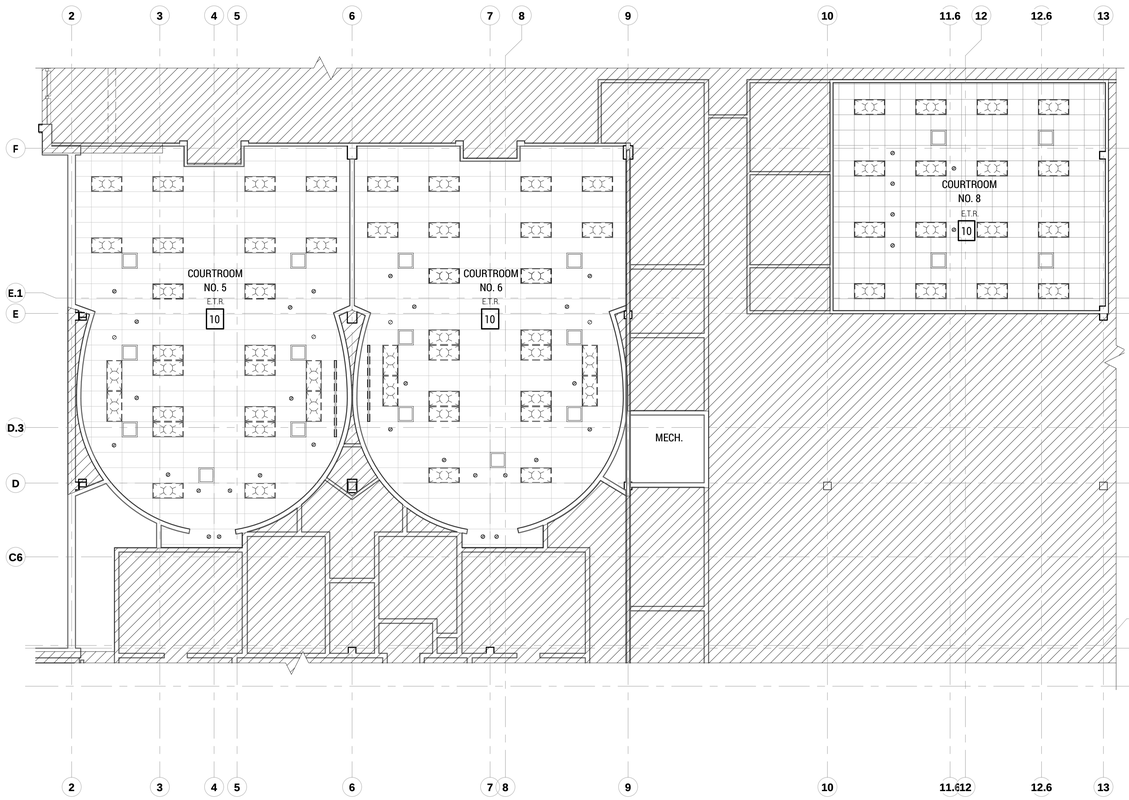

N PLAN NORTH — TRUE NORTH

2 LEVEL 2 - RCP DEMO - COURTROOMS SOUTH
SCALE: 1/8" = 1'-0"

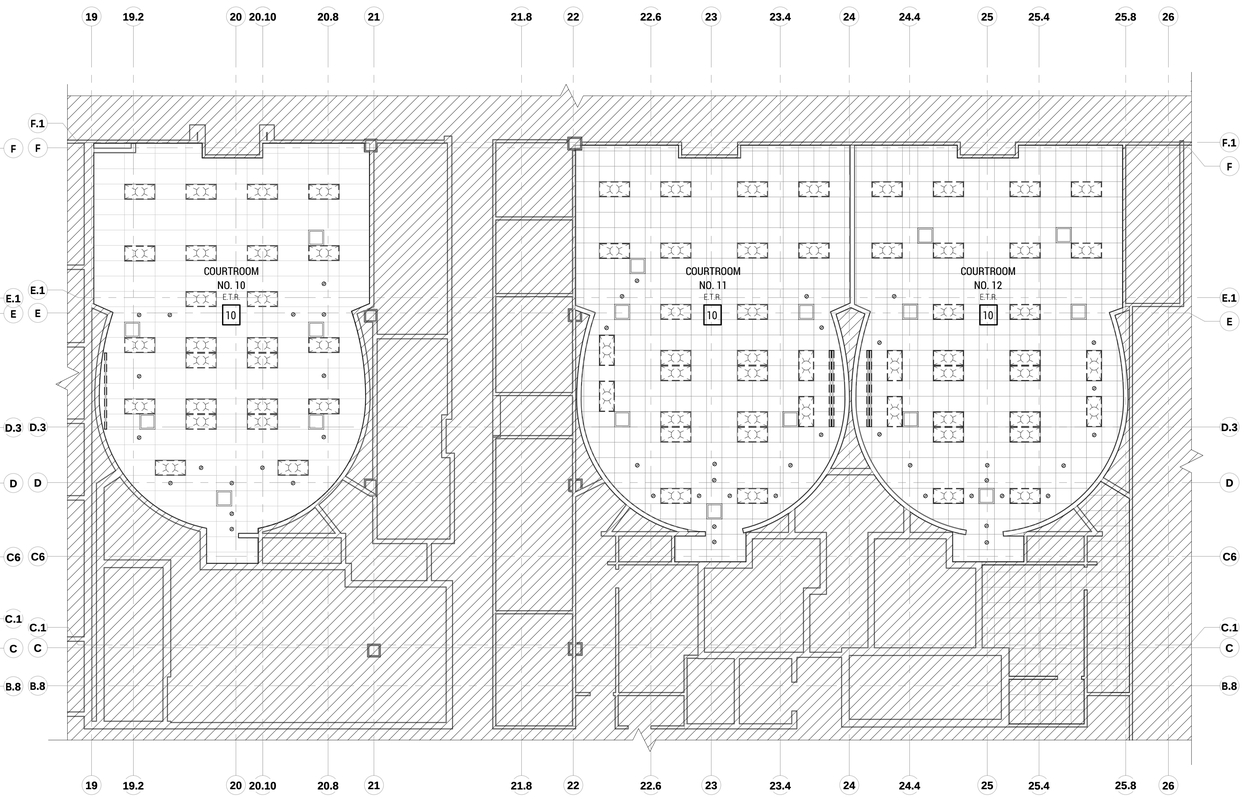

N PLAN NORTH — TRUE NORTH

1 LEVEL 2 - RCP DEMO - COURTOOMS NORTH
SCALE: 1/8" = 1'-0"

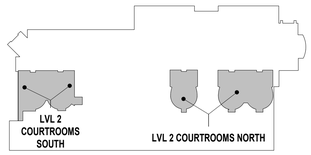

LEVEL 2 KEY PLAN

ASI-1 - 10.29.2020

DATE:	07.21.20
DRAWN:	JV, JD, WL, MG
SCALE:	AS NOTED

No.	Description	Date

ENLARGED DEMOLITION PLANS

A-108

DocuSign Envelope ID: BD1DD069-6BDB-4467-BAD0-FCE7745DF3ED

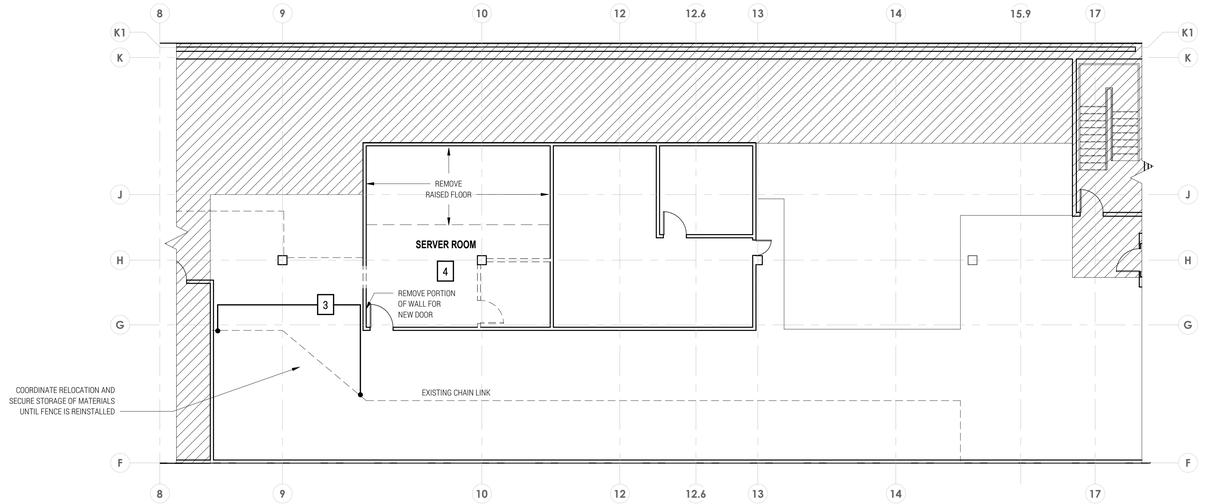

2 LEVEL 3 - SERVER ROOM DEMOLITION PLAN
SCALE: 1/8" = 1'-0"

PLAN NORTH / TRUE NORTH

DEMOLITION LEGEND

- WALL OR ITEM TO BE DEMOLISHED
- EXISTING WALL
- NEW WALL
- EXISTING NOT IN SCOPE
- 1 HOUR FIREWALL
- 2 HOUR FIREWALL
- 1 / A101 SIM — CALLOUT TAG - REFER TO SHEET A-XXX
- X — DEMOLITION KEYED NOTES

DEMOLITION KEYED NOTES

1. (NOT USED)
2. HALLWAY:
   - REMOVE EXISTING TILE, GRID AND LIGHT FIXTURES AND PREPARE FOR NEW
   - REMOVE EXISTING FLOORING AND PREP FOR NEW
3. REMOVE PORTION OF EXISTING CHAIN LINK FENCE AS NECESSARY TO ACCOMMODATE NEW OFFICE LOCATION, REINSTALL FENCING FOR SECURED STORAGE
4. REMOVE EXISTING CEILING TILE, GRID, LIGHT FIXTURES AND VCT, AND PREPARE FOR NEW

3

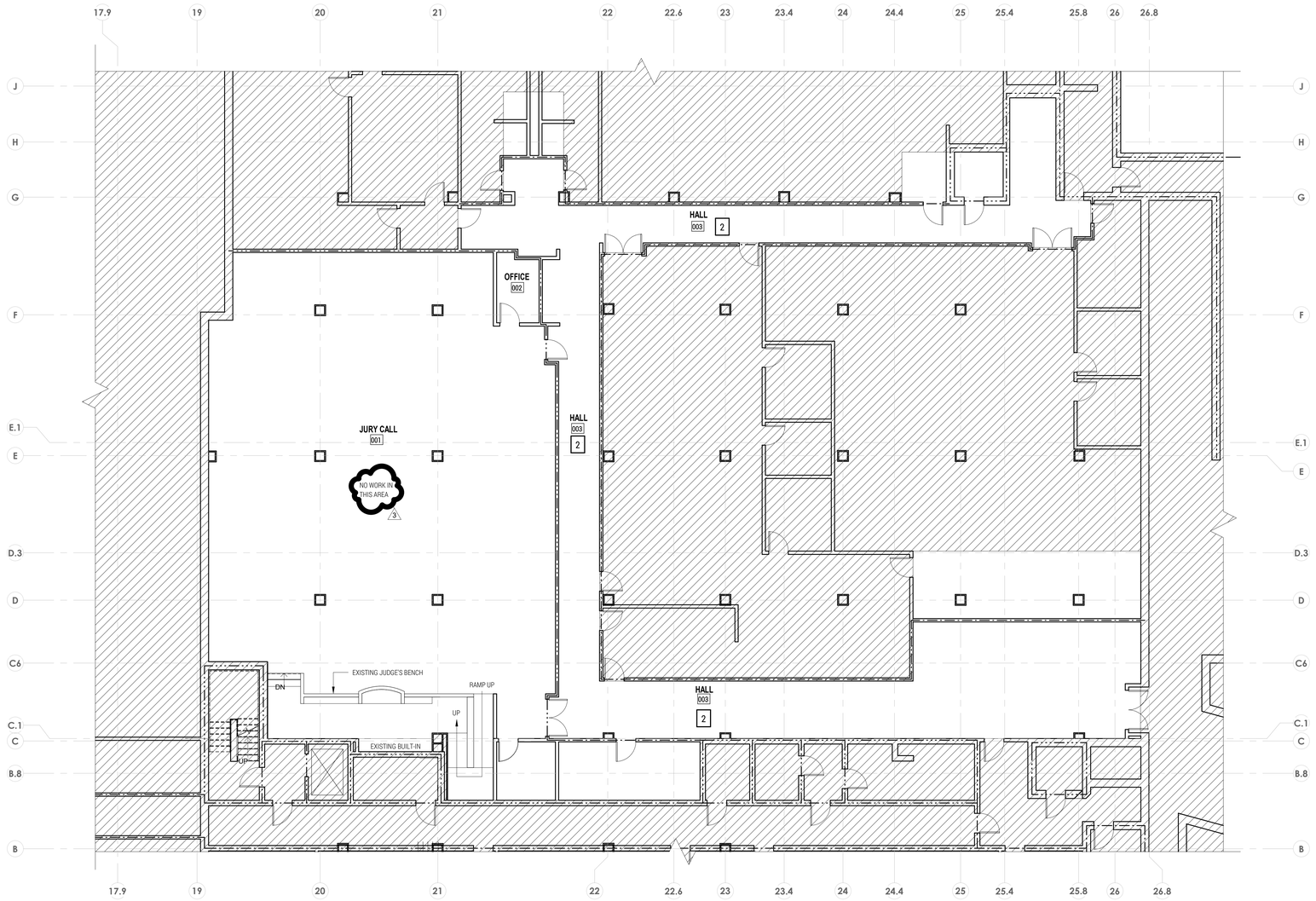

1 BASEMENT - JURY CALL - DEMOLITION PLAN
SCALE: 1/8" = 1'-0"

PLAN NORTH / TRUE NORTH

REGISTERED ARCHITECT
JOD E. DUNN
17923
STATE OF TEXAS

studio steinbomer
ARCHITECTURE & INTERIORS
1400 S CONGRESS AVE. SUITE B202
AUSTIN, TX 78704
P: 512.479.0022
F: 512.477.4498
www.steinbomer.com

VARIOUS REMODELS FOR THE WILLIAMSON CO. JUSTICE CTR

405 MARTIN LUTHER KING DRIVE,GEORGETOWN, TEXAS. 78626

ASI-3 - 02.09.2021

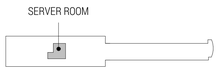

ATTIC KEY PLAN

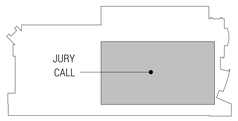

BASEMENT KEY PLAN

DATE:	07.21.20
DRAWN:	JV, JD, WL, MG
SCALE:	AS NOTED

No.	Description	Date
2	ASI-2	12.16.2020
3	ASI -3	02.09.2021

BASEMENT & ATTIC DEMOLITION PLANS

A-109

DocuSign Envelope ID: BD1DD069-6BDB-4467-BAD0-FCE7745DF3ED

LEGEND

- EXISTING WALL
- NEW WALL
- EXISTING NOT IN SCOPE
- 1 HOUR FIREWALL
- 2 HOUR FIREWALL
- 1 / A101 SIM — CALLOUT TAG - REFER TO SHEET A-XXX

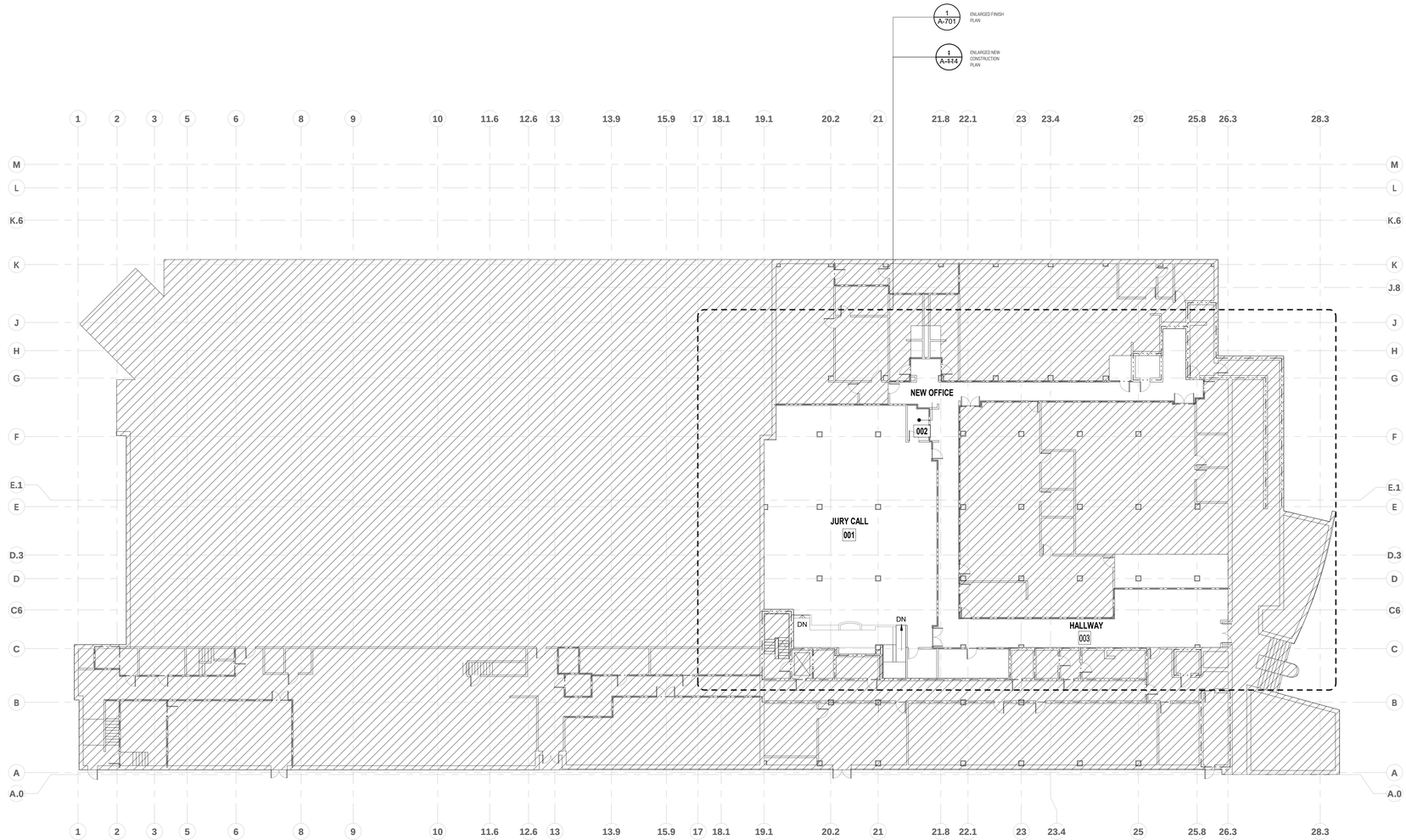

N
PLAN NORTH
TRUE NORTH

1 BASEMENT - OVERALL CONSTRUCTION PLAN
SCALE: 1/16" = 1'-0"

REGISTERED ARCHITECT
JED E. DUNN
17923
STATE OF TEXAS
10.29.20

studio steinbomer
ARCHITECTURE & INTERIORS
1400 S CONGRESS AVE. SUITE B202
AUSTIN, TX 78704
T: 512.477.0022
F: 512.477.4498
www.steinbomer.com

VARIOUS REMODELS FOR THE
WILLIAMSON CO. JUSTICE CTR
405 MARTIN LUTHER KING DRIVE,GEORGETOWN, TEXAS. 78626

ASI-1 - 10.29.2020

DATE:	07.21.20
DRAWN:	JV, JD, WL, MG
SCALE:	AS NOTED

No.	Description	Date

BSMNT. OVERALL CONSTRUCTION PLAN

A-110

DocuSign Envelope ID: BD1DD069-6BDB-4467-BAD0-FCE7745DF3ED

LEGEND

- EXISTING WALL
- NEW WALL
- EXISTING NOT IN SCOPE
- 1 HOUR FIREWALL
- 2 HOUR FIREWALL
- 1 / A101 SIM — CALLOUT TAG - REFER TO SHEET A-XXX

NOTE:

CONSTRUCT MOCK-UP OR JUDGE, DEPUTY CLERK, AND WITNESS STANDS PRIOR TO INSTALL FOR USERS TO VERIFY SIGHT LINES.

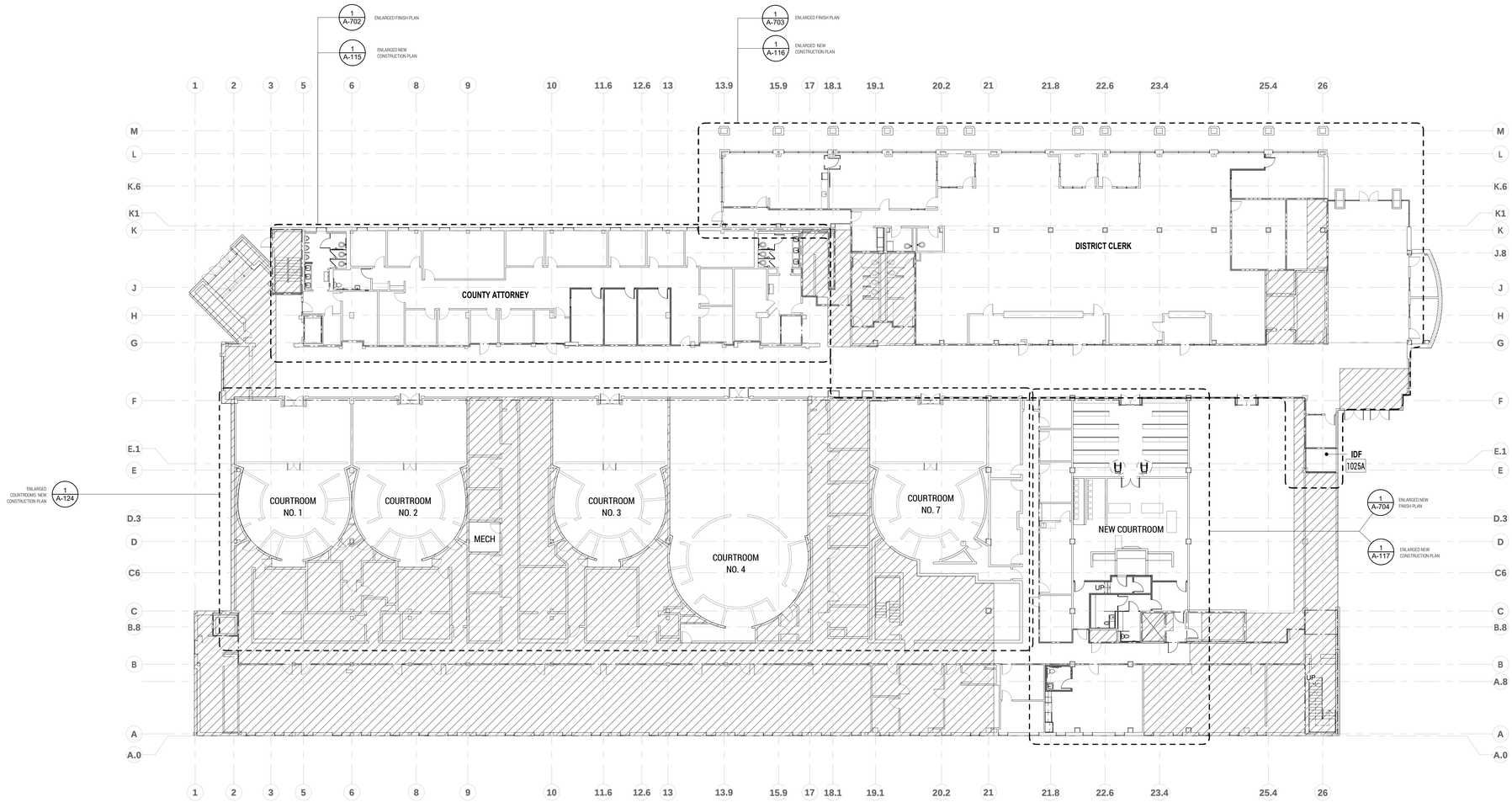

PLAN NORTH / TRUE NORTH

1 LEVEL 1 - OVERALL CONSTRUCTION PLAN
SCALE: 1/16" = 1'-0"

REGISTERED ARCHITECT JED E. DUNN 17923 STATE OF TEXAS 10.29.20

studio steinbomer ARCHITECTURE & INTERIORS
1400 S CONGRESS AVE. SUITE B202
AUSTIN, TX 78704
T: 512.477.0022
F: 512.477.0668
www.steinbomer.com

VARIOUS REMODELS FOR THE

WILLIAMSON CO. JUSTICE CTR

405 MARTIN LUTHER KING DRIVE,GEORGETOWN, TEXAS. 78626

ASI-1 - 10.29.2020

DATE:	07.21.20
DRAWN:	JV, JD, WL, MG
SCALE:	AS NOTED

No.	Description	Date

LEVEL 1 OVERALL CONSTRUCTION PLAN

A-111

DocuSign Envelope ID: BD1DD069-6BDB-4467-BAD0-FCE7745DF3ED

LEGEND

- EXISTING WALL
- NEW WALL
- EXISTING NOT IN SCOPE
- 1 HOUR FIREWALL
- 2 HOUR FIREWALL
- 1 / A101 SIM — CALLOUT TAG - REFER TO SHEET A-XXX

NOTE

CONTRACTOR SHALL PHASE WORK TO PRIORITIZE COMPLETION OF DISTRICT ATTORNEY & COUNTY ATTORNEY OFFICES.

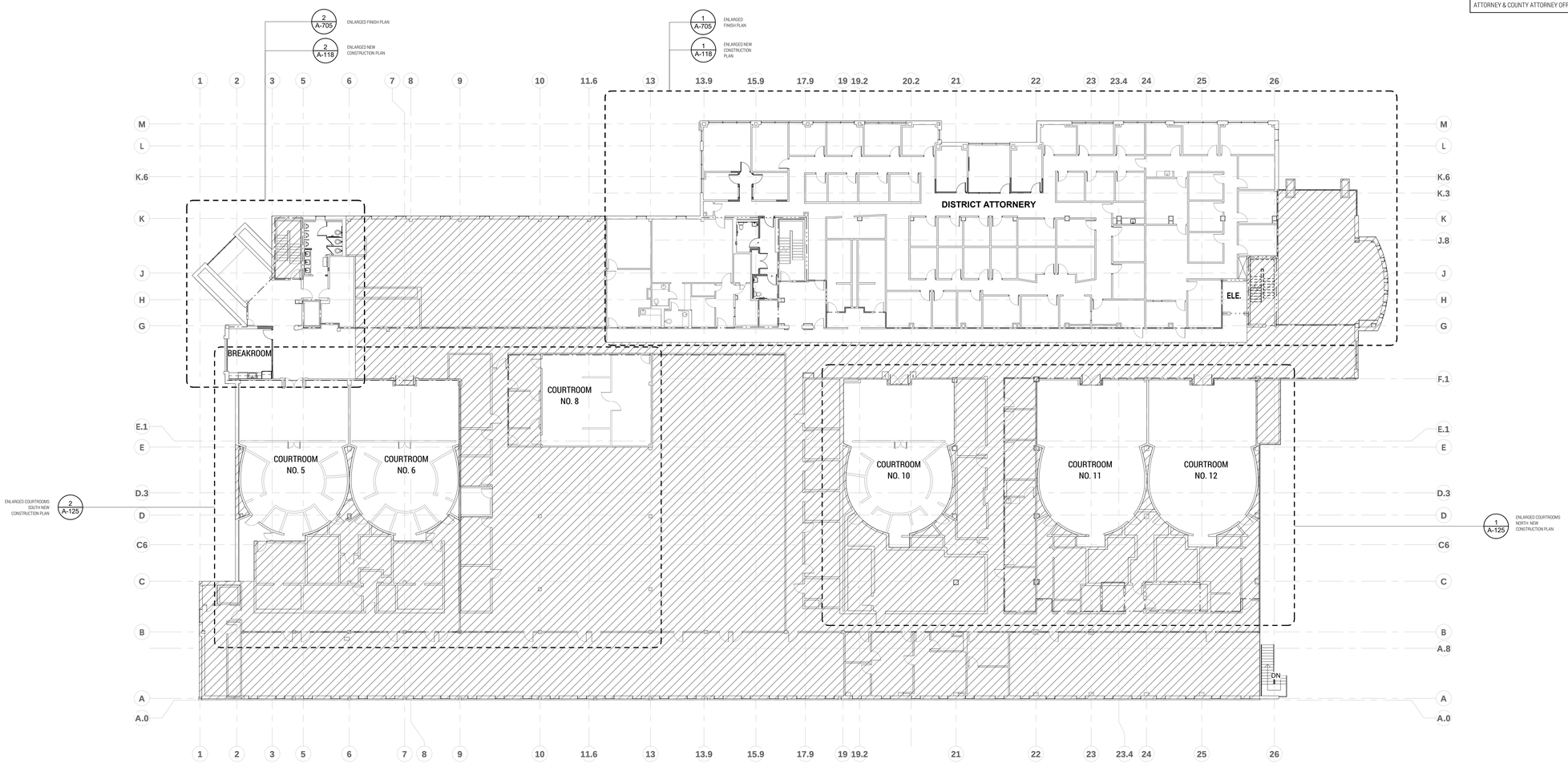

PLAN NORTH / TRUE NORTH

1 LEVEL 2 - OVERALL CONSTRUCTION PLAN
SCALE: 1/16" = 1'-0"

REGISTERED ARCHITECT JED E. DUNN 17923 STATE OF TEXAS 10.29.20

studio steinbomer ARCHITECTURE & INTERIORS
1400 S CONGRESS AVE. SUITE B202
AUSTIN, TX 78704
T: 512.477.0022
F: 512.477.4498
www.steinbomer.com

VARIOUS REMODELS FOR THE

WILLIAMSON CO. JUSTICE CTR

405 MARTIN LUTHER KING DRIVE, GEORGETOWN, TEXAS. 78626

ASI-1 - 10.29.2020

DATE:	07.21.20
DRAWN:	JV, JD, WL, MG
SCALE:	AS NOTED

No.	Description	Date

LEVEL 2 OVERALL CONSTRUCTION PLAN

A-112

DocuSign Envelope ID: BD1DD069-6BDB-4467-BAD0-FCE7745DF3ED

LEGEND

- EXISTING WALL
- NEW WALL
- EXISTING NOT IN SCOPE
- 1 HOUR FIREWALL
- 2 HOUR FIREWALL
- 1 / A101 SIM — CALLOUT TAG - REFER TO SHEET A-XXX

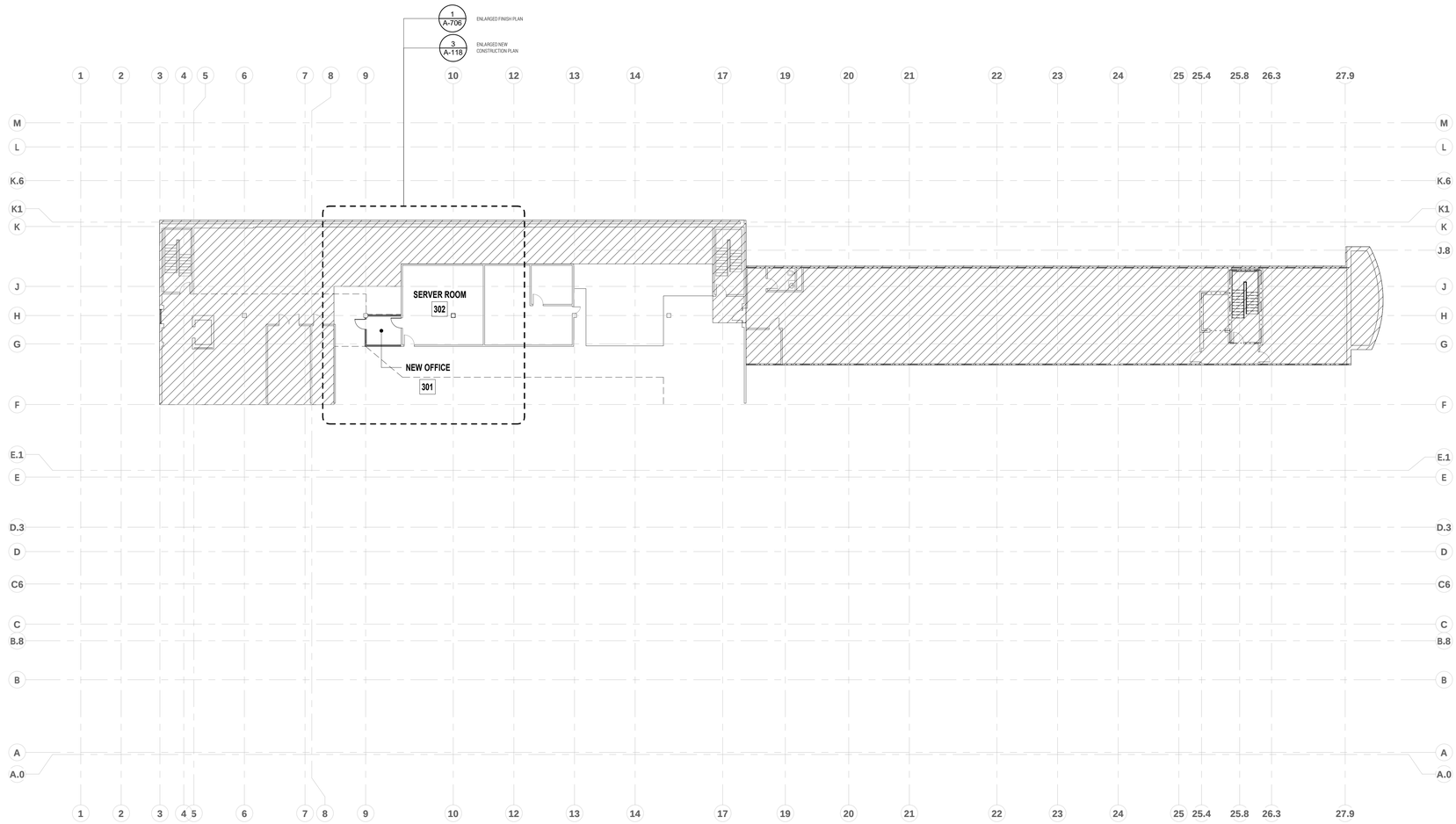

PLAN NORTH / TRUE NORTH

1 LEVEL 3 - ATTIC OVERALL CONSTRUCTION PLAN
SCALE: 1/16" = 1'-0"

steinbomer studio ARCHITECTURE & INTERIORS
1400 S CONGRESS AVE. SUITE B202
AUSTIN, TX 78704
T: 512.477.1022
F: 512.477.4498
www.steinbomer.com

REGISTERED ARCHITECT JED E. DUNCAN 17923 STATE OF TEXAS 10.29.20

VARIOUS REMODELS FOR THE
WILLIAMSON CO. JUSTICE CTR
405 MARTIN LUTHER KING DRIVE, GEORGETOWN, TEXAS. 78626

ASI-1 - 10.29.2020

DATE:	07.21.20
DRAWN:	JV, JD, WL, MG
SCALE:	AS NOTED

No.	Description	Date

ATTIC OVERALL CONSTRUCTION PLAN

A-113

DocuSign Envelope ID: BD1DD069-6BDB-4467-BAD0-FCE7745DF3ED

2 NOT USED

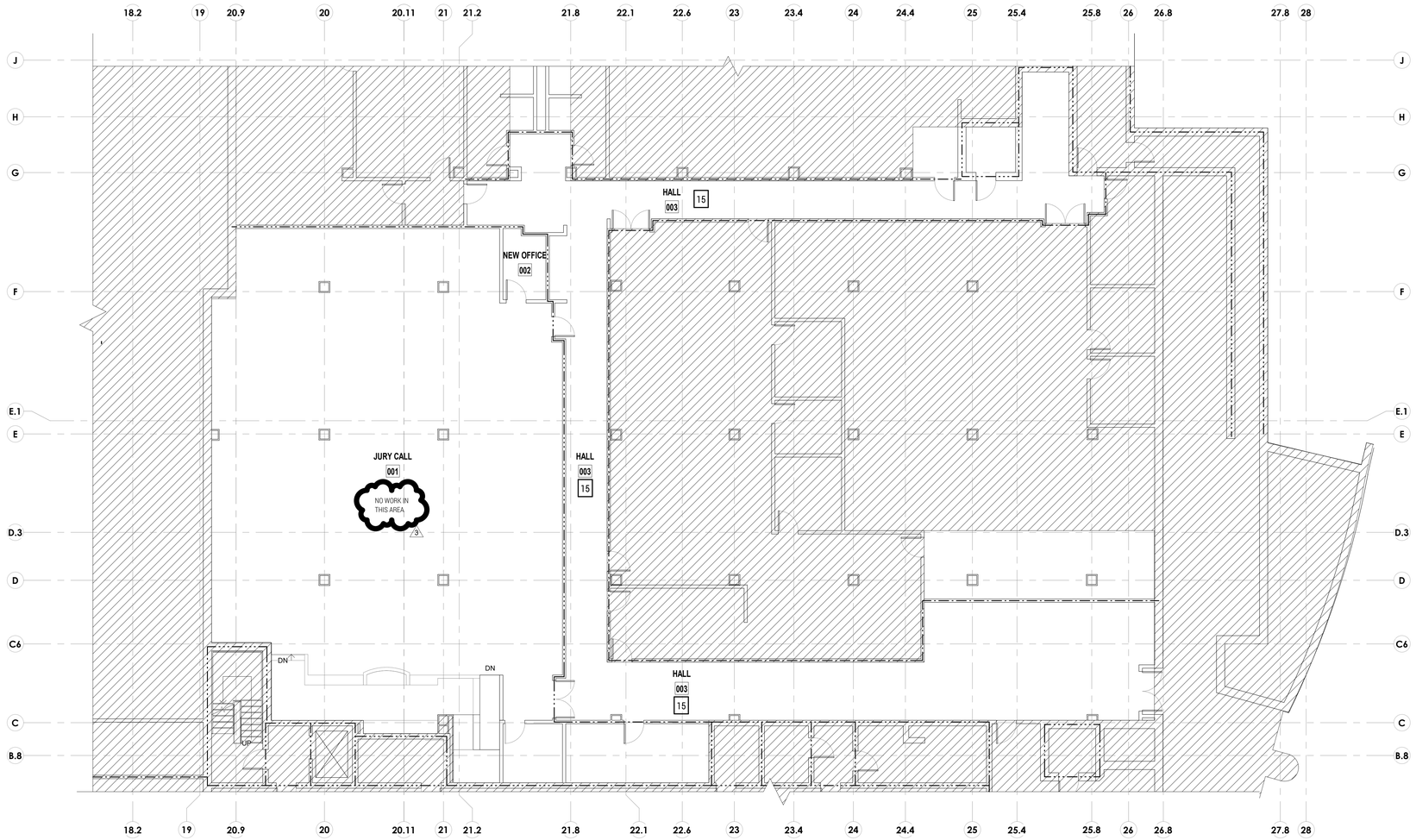

1 BASEMENT - JURY CALL NEW CONSTRUCTION
SCALE: 1/8" = 1'-0"

PLAN NORTH / TRUE NORTH

LEGEND

- EXISTING WALL
- NEW WALL
- NOT IN SCOPE OF WORK
- 1 HOUR FIREWALL
- 2 HOUR FIREWALL
- X — NEW CONSTRUCTION KEYED NOTE
- X — PARTITION TYPES - REF. A-501

NEW CONSTRUCTION KEYED NOTES

1. PROVIDE NEW WALLS AND DOORS/HARDWARE (TO MATCH EXISTING) AS SHOWN; REFER TO A-501 FOR TYPICAL PARTITION TYPES
2. PROVIDE NEW CEILING TILE AND GRID
3. PROVIDE NEW FLOORING; REFER TO FINISH SCHEDULE
4. PROVIDE NEW LIGHT FIXTURES; REFER TO MEP DRAWINGS
5. PROVIDE NEW ELECTRICAL AND DATA OUTLETS; REFER TO MEP DRAWINGS
6. PAINT ALL NEW WALLS TO MATCH EXISTING, ADJACENT WALLS; PATCH AND REPAIR/ REPAINT EXISTING WALLS AS NECESSARY IF AFFECTED BY CONSTRUCTION
7. PROVIDE NEW DOORS; REFER TO DOOR SCHEDULE
8. NEW OR RENNOVATED RESTROOM:
   - PROVIDE NEW WALLS AND DOORS/HARDWARE (TO MATCH EXISTING) AS SHOWN; REFER TO A-501 FOR TYPICAL PARTITION TYPES
   - PROVIDE NEW TOILET PARTITIONS (IF APPLICABLE)
   - PROVIDE NEW PLUMBING FIXTURES; REFER TO MEP DRAWINGS
   - PROVIDE NEW TILE FLOORING AND WAINSCOT
   - PROVIDE NEW LIGHT FIXTURES; REFER TO MEP DRAWINGS
   - PROVIDE NEW TOILET ACCESSORIES
   - PROVIDE NEW GYPSUM BOARD CEILINGS
   - PROVIDE NEW EXHAUST FANS; REFER TO MEP DRAWINGS
   - PAINT ALL WALLS AND CEILINGS, NEW AND EXISTING
9. PROVIDE NEW STOREFRONT GLASS IN WALL
10. COURTROOM:
    - PROVIDE NEW SOUND WALLS TO DECK WITH ACOUSTICAL BATTS AND ACOUSTICAL CAULK AT JOINTS; REFER A-501
    - PROVIDE NEW BUILT-IN (RAISED) JUDGE'S BENCH, WITNESS STAND, COURT REPORTER DESK, COURT ADMINISTRATOR DESK, BAYLIFF'S DESK, AND JURY BOX AS SHOWN
    - PROVIDE NEW CARPET TILE; REFER TO FINISH SCHEDULE
    - PROVIDE NEW LIGHT FIXTURES; REFER TO MEP DRAWINGS
    - PROVIDE NEW ELECTRICAL AND DATA OUTLETS; REFER TO MEP DRAWINGS
    - PROVIDE NEW WALLS AND DOORS/HARDWARE (TO MATCH EXISTING) AS SHOWN; REFER TO A-501 FOR TYPICAL PARTITION TYPES
    - PROVIDE NEW CEILING TILE AND GRID; REFER TO CEILING LEGEND
    - PROVIDE BULLET-PROOFING AND SECURITY/DURESS BUTTON AT JUDGE'S BENCH
    - PROVIDE NEW PAINT AT STO./ FUTURE LIFT 127
11. PROVIDE NEW BUILT-IN CABINETS AND COUNTERS AS SHOWN:
    - CABINETS SHALL BE PLYWOOD CORES WITH PLASTIC-LAMINATE FINISH; REFER TO FINISH SCHEDULE
    - COUNTERS SHALL BE QUARTZ; REFER TO FINISH SCHEDULE
12. REPAIR AND PATCH FLOOR AS NECESSARY TO MATCH ADJACENT FLOOR
13. N/A 3
14. PROVIDE CARD READERS AT DOORS TO MATCH EXISTING
15. PROVIDE NEW LIGHTING, NEW CEILING GRID, AND NEW CEILING TILES, NEW CARPET, NEW RUBBER BASE, AND PAINT
16. PROVIDE NEW WINDOW; REFER TO WINDOW SCHEDULE
17. PROVIDE NEW LED FIXTURES IN EXISTING LOCATIONS; REFER TO MEP
18. PROVIDE NEW CARPET THROUGHOUT; REFER TO FINISH SCHEDULE
19. REPAINT ALL WALLS THROUGHOUT AND PROVIDE NEW RUBBER BASE THROUGHOUT
20. CLEAN CONCRETE FLOOR AND PAINT WITH EPOXY
21. CONTRACTOR TO VERIFY ANY EXISTING BULLET RESISTANT PANELS BUILT INTO JUDGE'S BENCH. IF NONE FOUND, THEN INSTALL PROTECTION LEVEL 3 BULLET RESISTANT PANELS
22. INSTALL RAISED PLATFORM TO BE EASILY REMOVED IN PREPARATION FOR FUTURE WHEEL CHAIR LIFT

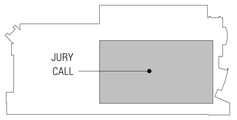

BASEMENT KEY PLAN

steinbomer studio ARCHITECTURE & INTERIORS
4400 S CONGRESS AVE. SUITE B202
AUSTIN, TX 78744
P: 512.477.4022
F: 512.477.4668
www.steinbomer.com

VARIOUS REMODELS FOR THE WILLIAMSON CO. JUSTICE CTR

405 MARTIN LUTHER KING DRIVE,GEORGETOWN, TEXAS. 78626

ASI-3 - 02.09.2021

DATE:	07.21.20
DRAWN:	JV, JD, WL, MG
SCALE:	AS NOTED

No.	Description	Date
3	ASI -3	02.09.2021

ENLARGED PLANS

A-114

DocuSign Envelope ID: BD1DD069-6BDB-4467-BAD0-FCE7745DF3ED

LEGEND

- EXISTING WALL
- NEW WALL
- NOT IN SCOPE OF WORK
- 1 HOUR FIREWALL
- 2 HOUR FIREWALL
- X — NEW CONSTRUCTION KEYED NOTE
- X — PARTITION TYPES - REF. A-501

NEW CONSTRUCTION KEYED NOTES

1. PROVIDE NEW WALLS AND DOORS/HARDWARE (TO MATCH EXISTING) AS SHOWN; REFER TO A-501 FOR TYPICAL PARTITION TYPES
2. PROVIDE NEW CEILING TILE AND GRID
3. PROVIDE NEW FLOORING; REFER TO FINISH SCHEDULE
4. PROVIDE NEW LIGHT FIXTURES; REFER TO MEP DRAWINGS
5. PROVIDE NEW ELECTRICAL AND DATA OUTLETS; REFER TO MEP DRAWINGS
6. PAINT ALL NEW WALLS TO MATCH EXISTING, ADJACENT WALLS; PATCH AND REPAIR/ REPAINT EXISTING WALLS AS NECESSARY IF AFFECTED BY CONSTRUCTION
7. PROVIDE NEW DOORS; REFER TO DOOR SCHEDULE
8. NEW OR RENNOVATED RESTROOM:
   - PROVIDE NEW WALLS AND DOORS/HARDWARE (TO MATCH EXISTING) AS SHOWN; REFER TO A-501 FOR TYPICAL PARTITION TYPES
   - PROVIDE NEW TOILET PARTITIONS (IF APPLICABLE)
   - PROVIDE NEW PLUMBING FIXTURES; REFER TO MEP DRAWINGS
   - PROVIDE NEW TILE FLOORING AND WAINSCOT
   - PROVIDE NEW LIGHT FIXTURES; REFER TO MEP DRAWINGS
   - PROVIDE NEW TOILET ACCESSORIES
   - PROVIDE NEW GYPSUM BOARD CEILINGS
   - PROVIDE NEW EXHAUST FANS; REFER TO MEP DRAWINGS
   - PAINT ALL WALLS AND CEILINGS, NEW AND EXISTING
9. PROVIDE NEW STOREFRONT GLASS IN WALL
10. COURTROOM:
    - PROVIDE NEW SOUND WALLS TO DECK WITH ACOUSTICAL BATTS AND ACOUSTICAL CAULK AT JOINTS; REFER A-501
    - PROVIDE NEW BUILT-IN (RAISED) JUDGE'S BENCH, WITNESS STAND, COURT REPORTER DESK, COURT ADMINISTRATOR DESK, BAYLIFF'S DESK, AND JURY BOX AS SHOWN
    - PROVIDE NEW CARPET TILE; REFER TO FINISH SCHEDULE
    - PROVIDE NEW LIGHT FIXTURES; REFER TO MEP DRAWINGS
    - PROVIDE NEW ELECTRICAL AND DATA OUTLETS; REFER TO MEP DRAWINGS
    - PROVIDE NEW WALLS AND DOORS/HARDWARE (TO MATCH EXISTING) AS SHOWN; REFER TO A-501 FOR TYPICAL PARTITION TYPES
    - PROVIDE NEW CEILING TILE AND GRID; REFER TO CEILING LEGEND
    - PROVIDE BULLET-PROOFING AND SECURITY/DURESS BUTTON AT JUDGE'S BENCH
    - PROVIDE NEW PAINT AT STO./ FUTURE LIFT 127
11. PROVIDE NEW BUILT-IN CABINETS AND COUNTERS AS SHOWN:
    - CABINETS SHALL BE PLYWOOD CORES WITH PLASTIC LAMINATE FINISH; REFER TO FINISH SCHEDULE
    - COUNTERS SHALL BE QUARTZ; REFER TO FINISH SCHEDULE
12. REPAIR AND PATCH FLOOR AS NECESSARY TO MATCH ADJACENT FLOOR
13. N/A
14. PROVIDE CARD READERS AT DOORS TO MATCH EXISTING
15. PROVIDE NEW LIGHTING, NEW CEILING GRID, AND NEW CEILING TILES, NEW CARPET, NEW RUBBER BASE, AND PAINT
16. PROVIDE NEW WINDOW; REFER TO WINDOW SCHEDULE
17. PROVIDE NEW LED FIXTURES IN EXISTING LOCATIONS; REFER TO MEP
18. PROVIDE NEW CARPET THROUGHOUT; REFER TO FINISH SCHEDULE
19. REPAINT ALL WALLS THROUGHOUT AND PROVIDE NEW RUBBER BASE THROUGHOUT
20. CLEAN CONCRETE FLOOR AND PAINT WITH EPOXY
21. CONTRACTOR TO VERIFY ANY EXISTING BULLET RESISTANT PANELS BUILT INTO JUDGE'S BENCH. IF NONE FOUND, THEN INSTALL PROTECTION LEVEL 3 BULLET RESISTANT PANELS
22. INSTALL RAISED PLATFORM TO BE EASILY REMOVED IN PREPARATION FOR FUTURE WHEEL CHAIR LIFT

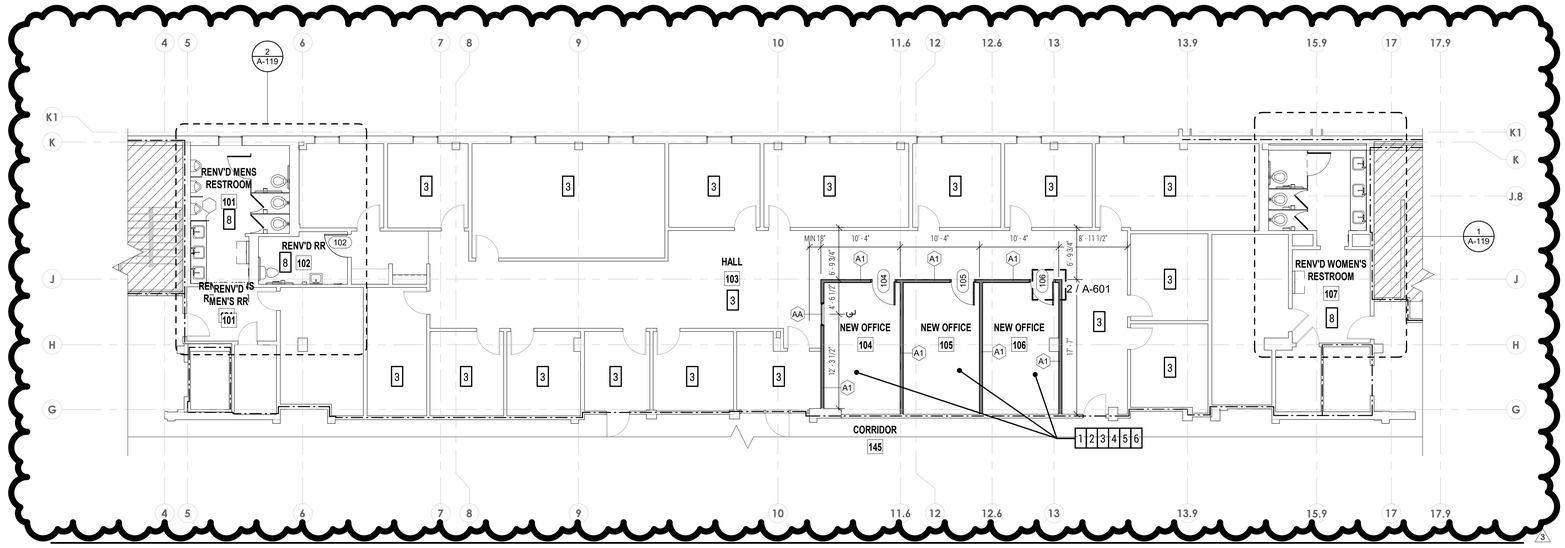

N — PLAN NORTH / TRUE NORTH

1 LEVEL 1 - COUNTY ATTORNEY - NEW CONSTRUCTION
SCALE: 1/8" = 1'-0"

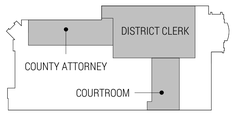

LEVEL 1 KEY PLAN

steinbomer studio | ARCHITECTURE & INTERIORS
1400 S CONGRESS AVE. SUITE B202
AUSTIN, TX 78704
P: 512.479.0022
F: 512.477.4498
www.steinbomer.com

REGISTERED ARCHITECT — TED E. DUMON — 17923 — STATE OF TEXAS

VARIOUS REMODELS FOR THE
WILLIAMSON CO. JUSTICE CTR
405 MARTIN LUTHER KING DRIVE,GEORGETOWN, TEXAS. 78626

ASI-3 - 02.09.2021

DATE:	07.21.20
DRAWN:	JV, JD, WL, MG
SCALE:	AS NOTED

No.	Description	Date
3	ASI -3	02.09.2021

ENLARGED PLANS

A-115

DocuSign Envelope ID: BD1DD069-6BDB-4467-BAD0-FCE7745DF3ED

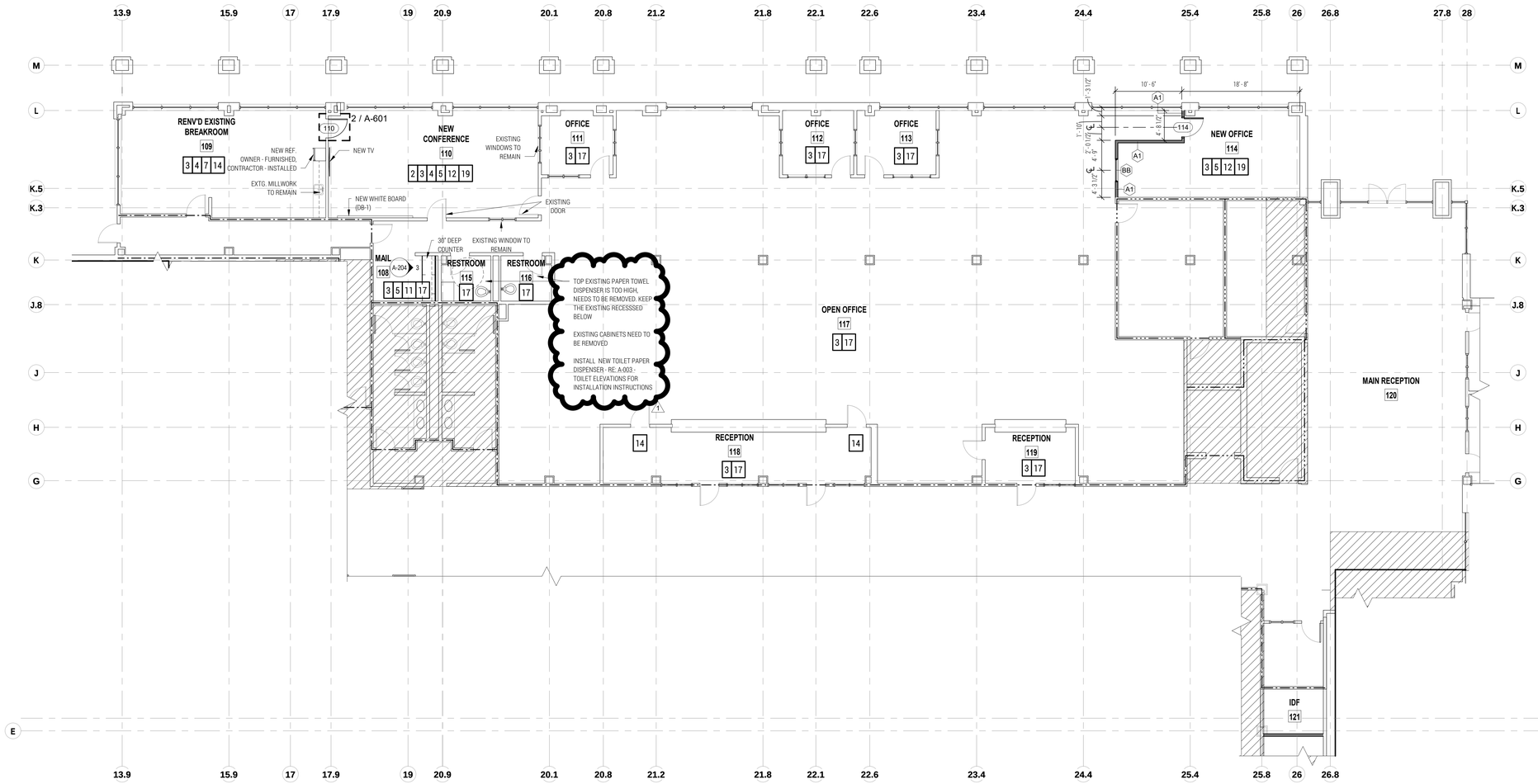

LEGEND

- EXISTING WALL
- NEW WALL
- NOT IN SCOPE OF WORK
- 1 HOUR FIREWALL
- 2 HOUR FIREWALL
- X — NEW CONSTRUCTION KEYED NOTE
- X — PARTITION TYPES - REF. A-501

NEW CONSTRUCTION KEYED NOTES

1. PROVIDE NEW WALLS AND DOORS/HARDWARE (TO MATCH EXISTING) AS SHOWN; REFER TO A-501 FOR TYPICAL PARTITION TYPES
2. PROVIDE NEW CEILING TILE AND GRID
3. PROVIDE NEW FLOORING; REFER TO FINISH SCHEDULE
4. PROVIDE NEW LIGHT FIXTURES; REFER TO MEP DRAWINGS
5. PROVIDE NEW ELECTRICAL AND DATA OUTLETS; REFER TO MEP DRAWINGS
6. PAINT ALL NEW WALLS TO MATCH EXISTING, ADJACENT WALLS; PATCH AND REPAIR/ REPAINT EXISTING WALLS AS NECESSARY IF AFFECTED BY CONSTRUCTION
7. PROVIDE NEW DOORS; REFER TO DOOR SCHEDULE
8. NEW OR RENNOVATED RESTROOM:
   - PROVIDE NEW WALLS AND DOORS/HARDWARE (TO MATCH EXISTING) AS SHOWN; REFER TO A-501 FOR TYPICAL PARTITION TYPES
   - PROVIDE NEW TOILET PARTITIONS (IF APPLICABLE)
   - PROVIDE NEW PLUMBING FIXTURES; REFER TO MEP DRAWINGS
   - PROVIDE NEW TILE FLOORING AND WAINSCOT
   - PROVIDE NEW LIGHT FIXTURES; REFER TO MEP DRAWINGS
   - PROVIDE NEW TOILET ACCESSORIES
   - PROVIDE NEW GYPSUM BOARD CEILINGS
   - PROVIDE NEW EXHAUST FANS; REFER TO MEP DRAWINGS
   - PAINT ALL WALLS AND CEILINGS, NEW AND EXISTING
9. PROVIDE NEW STOREFRONT GLASS IN WALL
10. COURTROOM:
    - PROVIDE NEW SOUND WALLS TO DECK WITH ACOUSTICAL BATTS AND ACOUSTICAL CAULK AT JOINTS; REFER A-501
    - PROVIDE NEW BUILT-IN (RAISED) JUDGE'S BENCH, WITNESS STAND, COURT REPORTER DESK, COURT ADMINISTRATOR DESK, BAYLIFF'S DESK, AND JURY BOX AS SHOWN
    - PROVIDE NEW CARPET TILE; REFER TO FINISH SCHEDULE
    - PROVIDE NEW LIGHT FIXTURES; REFER TO MEP DRAWINGS
    - PROVIDE NEW ELECTRICAL AND DATA OUTLETS; REFER TO MEP DRAWINGS
    - PROVIDE NEW WALLS AND DOORS/HARDWARE (TO MATCH EXISTING) AS SHOWN; REFER TO A-501 FOR TYPICAL PARTITION TYPES
    - PROVIDE NEW CEILING TILE AND GRID; REFER TO CEILING LEGEND
    - PROVIDE BULLET-PROOFING AND SECURITY/DURESS BUTTON AT JUDGE'S BENCH
    - PROVIDE NEW PAINT AT STO./ FUTURE LIFT 127
11. PROVIDE NEW BUILT-IN CABINETS AND COUNTERS AS SHOWN:
    - CABINETS SHALL BE PLYWOOD CORES WITH PLASTIC-LAMINATE FINISH; REFER TO FINISH SCHEDULE
    - COUNTERS SHALL BE QUARTZ; REFER TO FINISH SCHEDULE
12. REPAIR AND PATCH FLOOR AS NECESSARY TO MATCH ADJACENT FLOOR
13. REPAIR AND RESURFACE EXISTING MILLWORK TO REMAIN; REFER TO INTERIOR ELEVATIONS
14. PROVIDE CARD READERS AT DOORS TO MATCH EXISTING
15. PROVIDE NEW LIGHTING, NEW CEILING GRID, AND NEW CEILING TILES, NEW CARPET, NEW RUBBER BASE, AND PAINT
16. PROVIDE NEW WINDOW; REFER TO WINDOW SCHEDULE
17. PROVIDE NEW LED FIXTURES IN EXISTING LOCATIONS; REFER TO MEP
18. PROVIDE NEW CARPET THROUGHOUT; REFER TO FINISH SCHEDULE
19. REPAINT ALL WALLS THROUGHOUT AND PROVIDE NEW RUBBER BASE THROUGHOUT
20. CLEAN CONCRETE FLOOR AND PAINT WITH EPOXY
21. CONTRACTOR TO VERIFY ANY EXISTING BULLET RESISTANT PANELS BUILT INTO JUDGE'S BENCH. IF NONE FOUND, THEN INSTALL PROTECTION LEVEL 3 BULLET RESISTANT PANELS
22. INSTALL RAISED PLATFORM TO BE EASILY REMOVED IN PREPARATION FOR FUTURE WHEEL CHAIR LIFT

PLAN NORTH / TRUE NORTH

1 LEVEL 1 - DISTRICT CLERK NEW CONSTRUCTION
SCALE: 1/8" = 1'-0"

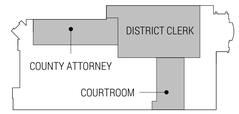

LEVEL 1 KEY PLAN

studio steinbomer ARCHITECTURE & INTERIORS
1400 S CONGRESS AVE. SUITE B202
AUSTIN, TX 78704
T: 512.477.0022
F: 512.477.4668
www.steinbomer.com

VARIOUS REMODELS FOR THE WILLIAMSON CO. JUSTICE CTR

405 MARTIN LUTHER KING DRIVE,GEORGETOWN, TEXAS. 78626

ASI-1 - 10.29.2020

DATE:	07.21.20
DRAWN:	JV, JD, WL, MG
SCALE:	AS NOTED

No.	Description	Date
1	ASI-1	10.29.2020

ENLARGED PLANS

A-116

DocuSign Envelope ID: BD1DD069-6BDB-4467-BAD0-FCE7745DF3ED

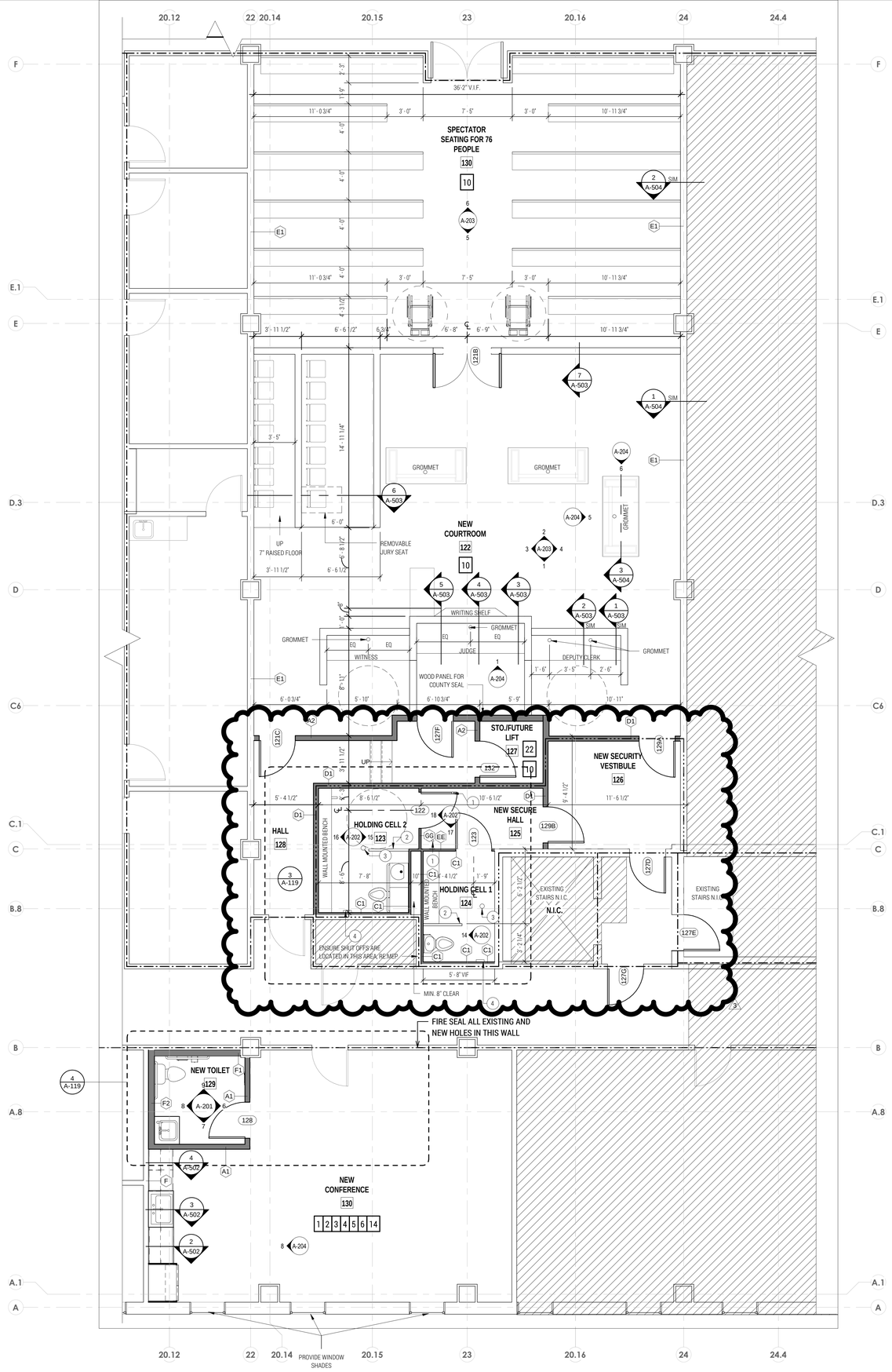

1 LEVEL 1 - COURTROOM NEW CONSTRUCTION
SCALE: 1/4" = 1'-0"

PLAN NORTH / TRUE NORTH

LEGEND

- EXISTING WALL
- NEW WALL
- NOT IN SCOPE OF WORK
- 1 HOUR FIREWALL
- 2 HOUR FIREWALL
- X — NEW CONSTRUCTION KEYED NOTE
- X — PARTITION TYPES - REF. A-501

NEW CONSTRUCTION KEYED NOTES

1. PROVIDE NEW WALLS AND DOORS/HARDWARE (TO MATCH EXISTING) AS SHOWN; REFER TO A-501 FOR TYPICAL PARTITION TYPES
2. PROVIDE NEW CEILING TILE AND GRID
3. PROVIDE NEW FLOORING; REFER TO FINISH SCHEDULE
4. PROVIDE NEW LIGHT FIXTURES; REFER TO MEP DRAWINGS
5. PROVIDE NEW ELECTRICAL AND DATA OUTLETS; REFER TO MEP DRAWINGS
6. PAINT ALL NEW WALLS TO MATCH EXISTING, ADJACENT WALLS; PATCH AND REPAIR/ REPAINT EXISTING WALLS AS NECESSARY IF AFFECTED BY CONSTRUCTION
7. PROVIDE NEW DOORS; REFER TO DOOR SCHEDULE
8. NEW OR RENNOVATED RESTROOM:
   - PROVIDE NEW WALLS AND DOORS/HARDWARE (TO MATCH EXISTING) AS SHOWN; REFER TO A-501 FOR TYPICAL PARTITION TYPES
   - PROVIDE NEW TOILET PARTITIONS (IF APPLICABLE)
   - PROVIDE NEW PLUMBING FIXTURES; REFER TO MEP DRAWINGS
   - PROVIDE NEW TILE FLOORING AND WAINSCOT
   - PROVIDE NEW LIGHT FIXTURES; REFER TO MEP DRAWINGS
   - PROVIDE NEW TOILET ACCESSORIES
   - PROVIDE NEW GYPSUM BOARD CEILINGS
   - PROVIDE NEW EXHAUST FANS; REFER TO MEP DRAWINGS
   - PAINT ALL WALLS AND CEILINGS, NEW AND EXISTING
9. PROVIDE NEW STOREFRONT GLASS IN WALL
10. COURTROOM:
    - PROVIDE NEW SOUND WALLS TO DECK WITH ACOUSTICAL BATTS AND ACOUSTICAL CAULK AT JOINTS; REFER A-501
    - PROVIDE NEW BUILT-IN (RAISED) JUDGE'S BENCH, WITNESS STAND, COURT REPORTER DESK, COURT ADMINISTRATOR DESK, BAYLIFF'S DESK, AND JURY BOX AS SHOWN
    - PROVIDE NEW CARPET TILE; REFER TO FINISH SCHEDULE
    - PROVIDE NEW LIGHT FIXTURES; REFER TO MEP DRAWINGS
    - PROVIDE NEW ELECTRICAL AND DATA OUTLETS; REFER TO MEP DRAWINGS
    - PROVIDE NEW WALLS AND DOORS/HARDWARE (TO MATCH EXISTING) AS SHOWN; REFER TO A-501 FOR TYPICAL PARTITION TYPES
    - PROVIDE NEW CEILING TILE AND GRID; REFER TO CEILING LEGEND
    - PROVIDE BULLET-PROOFING AND SECURITY/DURESS BUTTON AT JUDGE'S BENCH
    - PROVIDE NEW PAINT AT STO./ FUTURE LIFT 127
11. PROVIDE NEW BUILT-IN CABINETS AND COUNTERS AS SHOWN:
    - CABINETS SHALL BE PLYWOOD CORES WITH PLASTIC-LAMINATE FINISH; REFER TO FINISH SCHEDULE
    - COUNTERS SHALL BE QUARTZ; REFER TO FINISH SCHEDULE
12. REPAIR AND PATCH FLOOR AS NECESSARY TO MATCH ADJACENT FLOOR
13. N/A
14. PROVIDE CARD READERS AT DOORS TO MATCH EXISTING
15. PROVIDE NEW LIGHTING, NEW CEILING GRID, AND NEW CEILING TILES, NEW CARPET, NEW RUBBER BASE, AND PAINT
16. PROVIDE NEW WINDOW; REFER TO WINDOW SCHEDULE
17. PROVIDE NEW LED FIXTURES IN EXISTING LOCATIONS; REFER TO MEP
18. PROVIDE NEW CARPET THROUGHOUT; REFER TO FINISH SCHEDULE
19. REPAINT ALL WALLS THROUGHOUT AND PROVIDE NEW RUBBER BASE THROUGHOUT
20. CLEAN CONCRETE FLOOR AND PAINT WITH EPOXY
21. CONTRACTOR TO VERIFY ANY EXISTING BULLET RESISTANT PANELS BUILT INTO JUDGE'S BENCH. IF NONE FOUND, THEN INSTALL PROTECTION LEVEL 3 BULLET RESISTANT PANELS
22. INSTALL RAISED PLATFORM TO BE EASILY REMOVED IN PREPARATION FOR FUTURE WHEEL CHAIR LIFT

NOTE

CONSTRUCT MOCK-UP OR JUDGE, DEPUTY CLERK, AND WITNESS STANDS PRIOR TO INSTALL FOR USERS TO VERIFY SIGHT LINES.

HOLDING CELL NOTES

1. DOOR STOP - HOLD 6" OFF WALL SECURED INTO CONCRETE FLOOR
2. PNTD. STEEL PRIVACY PARTITION SECURED INTO CONCRETE FLOOR
3. FLOOR DRAIN - DETENTION GRADE W/ VANDAL RESISTENT SCREWS
4. TWO WAY COMMUNICATION INTERCOM W/ DETENTION GRADE FASTENERS - ROUTED TO STAFF LOCATION

HOLDING CELL GENERAL NOTES

- PROVIDE SMOKE DETECTORS WITHIN HOLDING CELLS - DETECTION WITHIN 60 SECONDS OF SMOKE
- PROVIDE EMERGENCY ELECTRICAL POWER FOR ALL LIFE SAFETY SYSTEMS
- PROVIDE FIRE EXTINGUISHERS AS REQUIRED IN ACCORDANCE TO NFPA 101
- PROVIDE SELF CONTAINED BREATHING APARATUS NEAR FACILITY CONTROL STATION

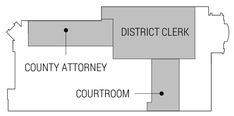

LEVEL 1 KEY PLAN

REGISTERED ARCHITECT
JED E. DUNN
17923
STATE OF TEXAS
24, 07

studio steinbomer
ARCHITECTURE | INTERIORS
1405 S CONGRESS AVE. SUITE B202
AUSTIN, TX 78704
P: 512.477.0022
F: 512.477.4498
www.steinbomer.com

VARIOUS REMODELS FOR THE WILLIAMSON CO. JUSTICE CTR

405 MARTIN LUTHER KING DRIVE,GEORGETOWN, TEXAS. 78626

ASI-3 - 02.09.2021

DATE:	07.21.20
DRAWN:	JV, JD, WL, MG
SCALE:	AS NOTED

No.	Description	Date
3	ASI -3	02.09.2021

ENLARGED PLANS

A-117

DocuSign Envelope ID: BD1DD069-6BDB-4467-BAD0-FCE7745DF3ED

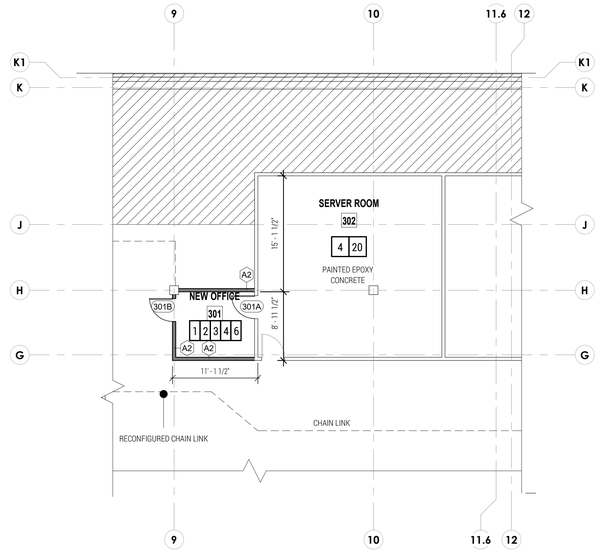

PLAN NORTH / TRUE NORTH

3 LEVEL 3 - ATTIC FLOOR PLAN -NEW CONSTRUCTION
SCALE: 1/8" = 1'-0"

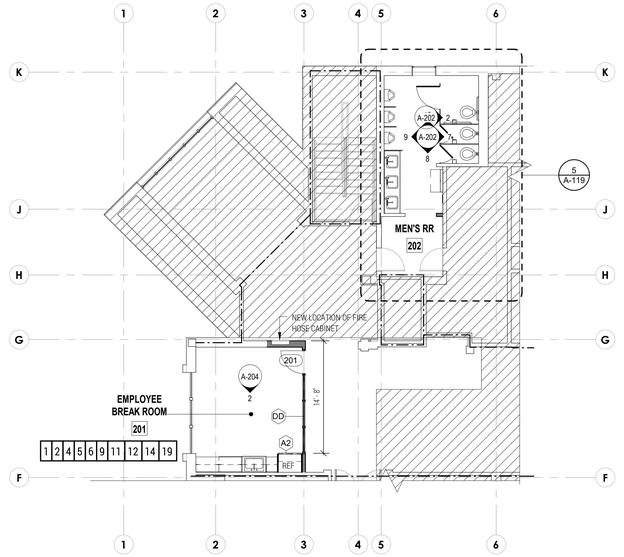

PLAN NORTH / TRUE NORTH

2 LEVEL 2 - EMPLOYEE BREAKROOM NEW CONSTRUCTION
SCALE: 1/8" = 1'-0"

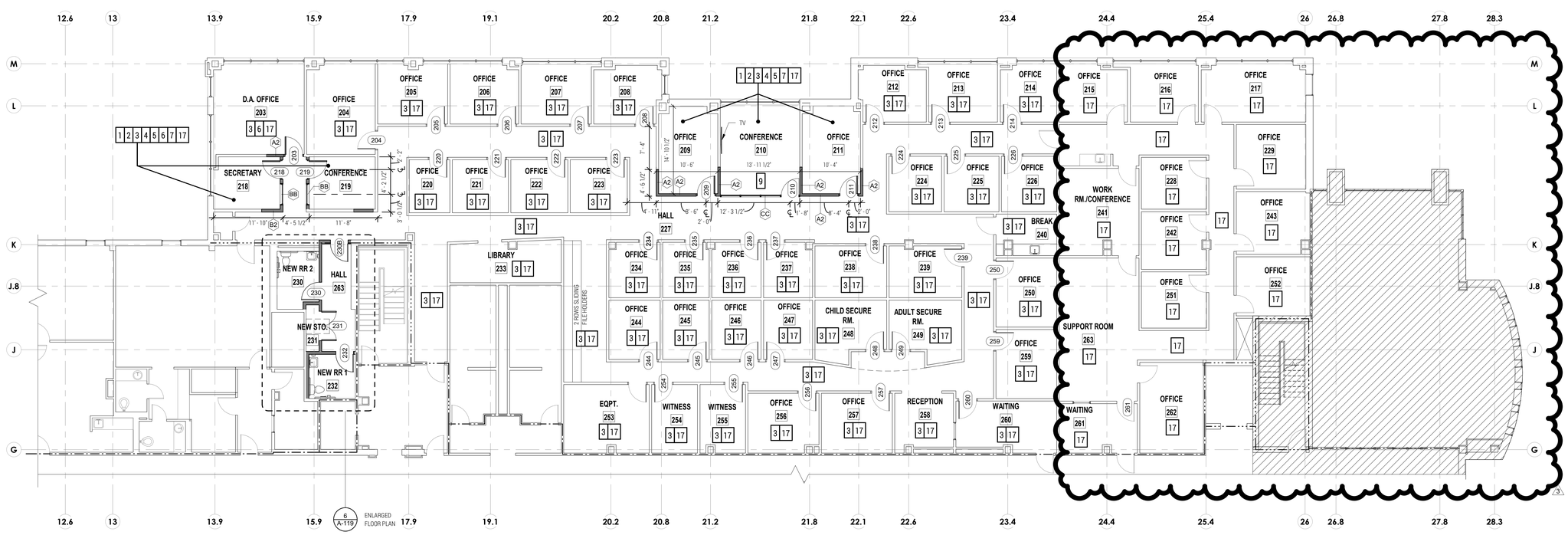

PLAN NORTH / TRUE NORTH

1 LEVEL 2 - DISTRICT ATTORNEY NEW CONSTRUCTION
SCALE: 1/8" = 1'-0"

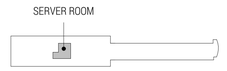

ATTIC KEY PLAN

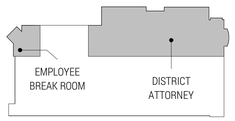

LEVEL 2 KEY PLAN

LEGEND

- EXISTING WALL
- NEW WALL
- NOT IN SCOPE OF WORK
- 1 HOUR FIREWALL
- 2 HOUR FIREWALL
- X — NEW CONSTRUCTION KEYED NOTE
- X — PARTITION TYPES - REF. A-501

NEW CONSTRUCTION KEYED NOTES

1. PROVIDE NEW WALLS AND DOORS/HARDWARE (TO MATCH EXISTING) AS SHOWN; REFER TO A-501 FOR TYPICAL PARTITION TYPES
2. PROVIDE NEW CEILING TILE AND GRID
3. PROVIDE NEW FLOORING; REFER TO FINISH SCHEDULE
4. PROVIDE NEW LIGHT FIXTURES; REFER TO MEP DRAWINGS
5. PROVIDE NEW ELECTRICAL AND DATA OUTLETS; REFER TO MEP DRAWINGS
6. PAINT ALL NEW WALLS TO MATCH EXISTING, ADJACENT WALLS; PATCH AND REPAIR/ REPAINT EXISTING WALLS AS NECESSARY IF AFFECTED BY CONSTRUCTION
7. PROVIDE NEW DOORS; REFER TO DOOR SCHEDULE
8. NEW OR RENNOVATED RESTROOM:
   - PROVIDE NEW WALLS AND DOORS/HARDWARE (TO MATCH EXISTING) AS SHOWN; REFER TO A-501 FOR TYPICAL PARTITION TYPES
   - PROVIDE NEW TOILET PARTITIONS (IF APPLICABLE)
   - PROVIDE NEW PLUMBING FIXTURES; REFER TO MEP DRAWINGS
   - PROVIDE NEW TILE FLOORING AND WAINSCOT
   - PROVIDE NEW LIGHT FIXTURES; REFER TO MEP DRAWINGS
   - PROVIDE NEW TOILET ACCESSORIES
   - PROVIDE NEW GYPSUM BOARD CEILINGS
   - PROVIDE NEW EXHAUST FANS; REFER TO MEP DRAWINGS
   - PAINT ALL WALLS AND CEILINGS, NEW AND EXISTING
9. PROVIDE NEW STOREFRONT GLASS IN WALL
10. COURTROOM:
    - PROVIDE NEW SOUND WALLS TO DECK WITH ACOUSTICAL BATTS AND ACOUSTICAL CAULK AT JOINTS; REFER A-501
    - PROVIDE NEW BUILT-IN (RAISED) JUDGE'S BENCH, WITNESS STAND, COURT REPORTER DESK, COURT ADMINISTRATOR DESK, BAYLIFF'S DESK, AND JURY BOX AS SHOWN
    - PROVIDE NEW CARPET TILE, REFER TO FINISH SCHEDULE
    - PROVIDE NEW LIGHT FIXTURES; REFER TO MEP DRAWINGS
    - PROVIDE NEW ELECTRICAL AND DATA OUTLETS; REFER TO MEP DRAWINGS
    - PROVIDE NEW WALLS AND DOORS/HARDWARE (TO MATCH EXISTING) AS SHOWN; REFER TO A-501 FOR TYPICAL PARTITION TYPES
    - PROVIDE NEW CEILING TILE AND GRID; REFER TO CEILING LEGEND
    - PROVIDE BULLET-PROOFING AND SECURITY/DURESS BUTTON AT JUDGE'S BENCH
    - PROVIDE NEW PAINT AT STO./ FUTURE LIFT 127
11. PROVIDE NEW BUILT-IN CABINETS AND COUNTERS AS SHOWN:
    - CABINETS SHALL BE PLYWOOD CORES WITH PLASTIC-LAMINATE FINISH; REFER TO FINISH SCHEDULE
    - COUNTERS SHALL BE QUARTZ; REFER TO FINISH SCHEDULE
12. REPAIR AND PATCH FLOOR AS NECESSARY TO MATCH ADJACENT FLOOR
13. N/A
14. PROVIDE CARD READERS AT DOORS TO MATCH EXISTING
15. PROVIDE NEW LIGHTING, NEW CEILING GRID, AND NEW CEILING TILES, NEW CARPET, NEW RUBBER BASE, AND PAINT
16. PROVIDE NEW WINDOW; REFER TO WINDOW SCHEDULE
17. PROVIDE NEW LED FIXTURES IN EXISTING LOCATIONS; REFER TO MEP
18. PROVIDE NEW CARPET THROUGHOUT; REFER TO FINISH SCHEDULE
19. REPAINT ALL WALLS THROUGHOUT AND PROVIDE NEW RUBBER BASE THROUGHOUT
20. CLEAN CONCRETE FLOOR AND PAINT WITH EPOXY
21. CONTRACTOR TO VERIFY ANY EXISTING BULLET RESISTANT PANELS BUILT INTO JUDGE'S BENCH. IF NONE FOUND, THEN INSTALL PROTECTION LEVEL 3 BULLET RESISTANT PANELS
22. INSTALL RAISED PLATFORM TO BE EASILY REMOVED IN PREPARATION FOR FUTURE WHEEL CHAIR LIFT

REGISTERED ARCHITECT
JED E. DUNN
17923
STATE OF TEXAS

studio steinbomer
ARCHITECTURE | INTERIORS
1400 S. CONGRESS AVE. SUITE B202
AUSTIN, TX 78704
P: 512.477.4022
F: 512.477.4998
www.steinbomer.com

VARIOUS REMODELS FOR THE WILLIAMSON CO. JUSTICE CTR

405 MARTIN LUTHER KING DRIVE, GEORGETOWN, TEXAS. 78626

ASI-3 - 02.09.2021

DATE:	07.21.20
DRAWN:	JV, JD, WL, MG
SCALE:	AS NOTED

No.	Description	Date
1	ASI-1	10.29.2020
3	ASI -3	02.09.2021

ENLARGED PLANS

A-118

DocuSign Envelope ID: BD1DD069-6BDB-4467-BAD0-FCE7745DF3ED

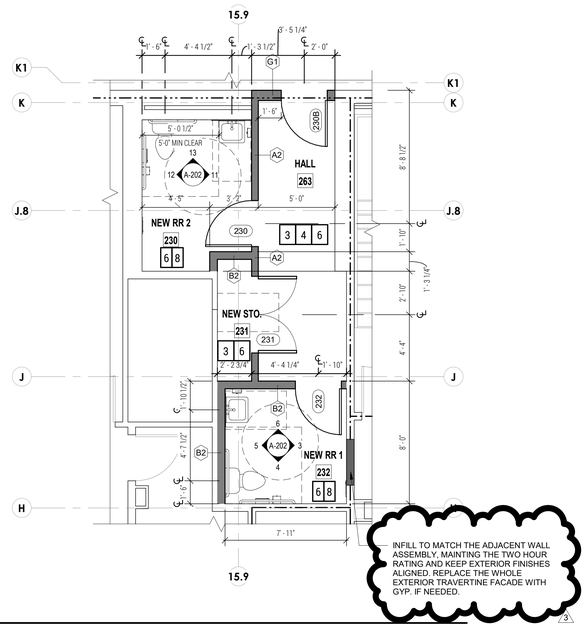

6 LEVEL 2 - DISTRICT ATTORNEY - NEW RESTROOMS
SCALE: 1/4" = 1'-0"

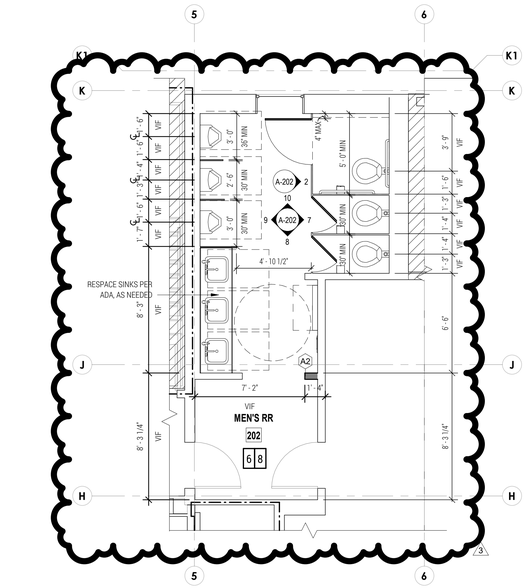

5 LEVEL 2 - RENOVATED PUBLIC MEN'S RESTROOM
SCALE: 1/4" = 1'-0"

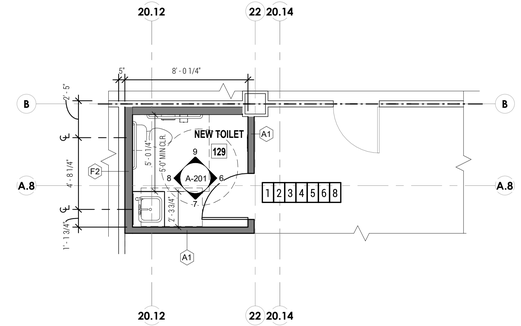

4 LEVEL 1 - NEW CONFERENCE ROOM RESTROOM
SCALE: 1/4" = 1'-0"

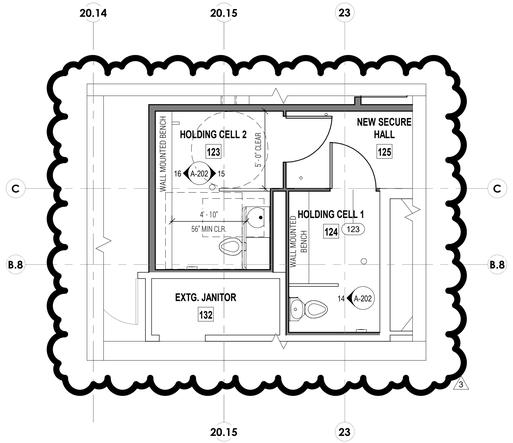

3 LEVEL 1 - HOLDING CELL RESTROOMS NEW CONSTRUCTION
SCALE: 1/4" = 1'-0"

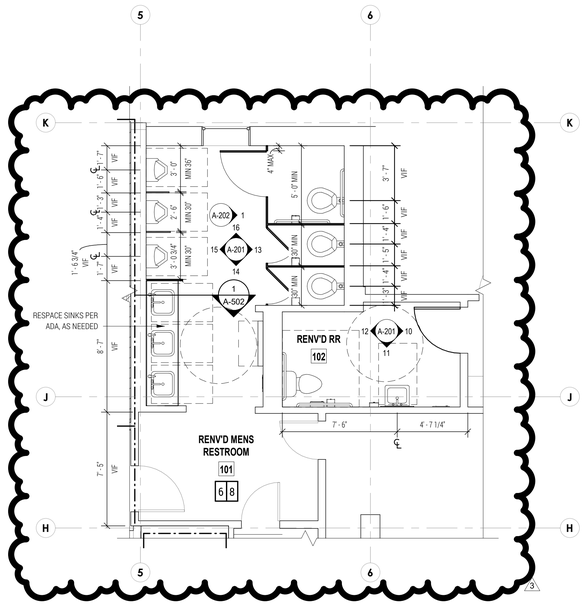

2 LEVEL 1 - RENOVATED PUBLIC - MEN'S RR & COUNTRY ATTORNEY RR
SCALE: 1/4" = 1'-0"

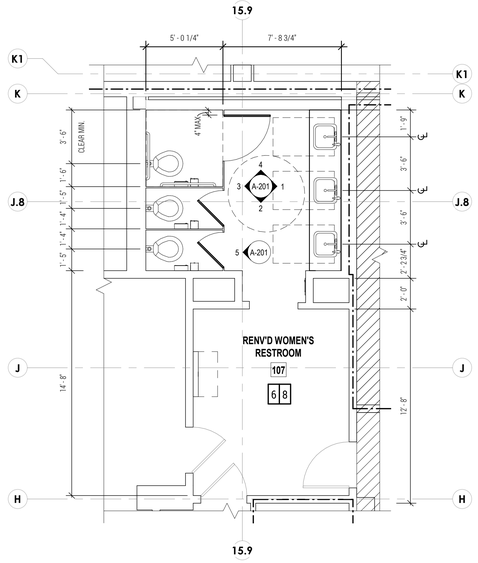

1 LEVEL 1 - RENOVATED PUBLIC WOMEN'S RESTROOM
SCALE: 1/4" = 1'-0"

LEGEND

- EXISTING WALL
- NEW WALL
- NOT IN SCOPE OF WORK
- 1 HOUR FIREWALL
- 2 HOUR FIREWALL
- X — NEW CONSTRUCTION KEYED NOTE
- X — PARTITION TYPES - REF. A-501

NEW CONSTRUCTION KEYED NOTES

1. PROVIDE NEW WALLS AND DOORS/HARDWARE (TO MATCH EXISTING) AS SHOWN; REFER TO A-501 FOR TYPICAL PARTITION TYPES
2. PROVIDE NEW CEILING TILE AND GRID
3. PROVIDE NEW FLOORING; REFER TO FINISH SCHEDULE
4. PROVIDE NEW LIGHT FIXTURES; REFER TO MEP DRAWINGS
5. PROVIDE NEW ELECTRICAL AND DATA OUTLETS; REFER TO MEP DRAWINGS
6. PAINT ALL NEW WALLS TO MATCH EXISTING, ADJACENT WALLS; PATCH AND REPAIR/ REPAINT EXISTING WALLS AS NECESSARY IF AFFECTED BY CONSTRUCTION
7. PROVIDE NEW DOORS; REFER TO DOOR SCHEDULE
8. NEW OR RENNOVATED RESTROOM:
   - PROVIDE NEW WALLS AND DOORS/HARDWARE (TO MATCH EXISTING) AS SHOWN; REFER TO A-501 FOR TYPICAL PARTITION TYPES
   - PROVIDE NEW TOILET PARTITIONS (IF APPLICABLE)
   - PROVIDE NEW PLUMBING FIXTURES; REFER TO MEP DRAWINGS
   - PROVIDE NEW TILE FLOORING AND WAINSCOT
   - PROVIDE NEW LIGHT FIXTURES; REFER TO MEP DRAWINGS
   - PROVIDE NEW TOILET ACCESSORIES
   - PROVIDE NEW GYPSUM BOARD CEILINGS
   - PROVIDE NEW EXHAUST FANS; REFER TO MEP DRAWINGS
   - PAINT ALL WALLS AND CEILINGS, NEW AND EXISTING
9. PROVIDE NEW STOREFRONT GLASS IN WALL
10. COURTROOM:
    - PROVIDE NEW SOUND WALLS TO DECK WITH ACOUSTICAL BATTS AND ACOUSTICAL CAULK AT JOINTS; REFER A-501
    - PROVIDE NEW BUILT-IN (RAISED) JUDGE'S BENCH, WITNESS STAND, COURT REPORTER DESK, COURT ADMINISTRATOR DESK, BAYLIFF'S DESK, AND JURY BOX AS SHOWN
    - PROVIDE NEW CARPET TILE; REFER TO FINISH SCHEDULE
    - PROVIDE NEW LIGHT FIXTURES; REFER TO MEP DRAWINGS
    - PROVIDE NEW ELECTRICAL AND DATA OUTLETS; REFER TO MEP DRAWINGS
    - PROVIDE NEW WALLS AND DOORS/HARDWARE (TO MATCH EXISTING) AS SHOWN; REFER TO A-501 FOR TYPICAL PARTITION TYPES
    - PROVIDE NEW CEILING TILE AND GRID; REFER TO CEILING LEGEND
    - PROVIDE BULLET-PROOFING AND SECURITY/DURESS BUTTON AT JUDGE'S BENCH
    - PROVIDE NEW PAINT AT STO./ FUTURE LIFT 127
11. PROVIDE NEW BUILT-IN CABINETS AND COUNTERS AS SHOWN:
    - CABINETS SHALL BE PLYWOOD CORES WITH PLASTIC-LAMINATE FINISH; REFER TO FINISH SCHEDULE
    - COUNTERS SHALL BE QUARTZ; REFER TO FINISH SCHEDULE
12. REPAIR AND PATCH FLOOR AS NECESSARY TO MATCH ADJACENT FLOOR
13. N/A
14. PROVIDE CARD READERS AT DOORS TO MATCH EXISTING
15. PROVIDE NEW LIGHTING, NEW CEILING GRID, AND NEW CEILING TILES, NEW CARPET, NEW RUBBER BASE, AND PAINT
16. PROVIDE NEW WINDOW; REFER TO WINDOW SCHEDULE
17. PROVIDE NEW LED FIXTURES IN EXISTING LOCATIONS; REFER TO MEP
18. PROVIDE NEW CARPET THROUGHOUT; REFER TO FINISH SCHEDULE
19. REPAINT ALL WALLS THROUGHOUT AND PROVIDE NEW RUBBER BASE THROUGHOUT
20. CLEAN CONCRETE FLOOR AND PAINT WITH EPOXY
21. CONTRACTOR TO VERIFY ANY EXISTING BULLET RESISTANT PANELS BUILT INTO JUDGE'S BENCH. IF NONE FOUND, THEN INSTALL PROTECTION LEVEL 3 BULLET RESISTANT PANELS
22. INSTALL RAISED PLATFORM TO BE EASILY REMOVED IN PREPARATION FOR FUTURE WHEEL CHAIR LIFT

REGISTERED ARCHITECT
DAVID E. DUNN
17923
STATE OF TEXAS

studio steinbomer
ARCHITECTURE & INTERIORS
1400 S CONGRESS AVE. SUITE B202
AUSTIN, TX 78704
T: 512.479.0022
F: 512.477.4698
www.steinbomer.com

VARIOUS REMODELS FOR THE WILLIAMSON CO. JUSTICE CTR

405 MARTIN LUTHER KING DRIVE,GEORGETOWN, TEXAS. 78626

ASI-3 - 02.09.2021

DATE:	07.21.20
DRAWN:	JV, JD, WL, MG
SCALE:	AS NOTED

No.	Description	Date
2	ASI-2	12.16.2020
3	ASI -3	02.09.2021

ENLARGED RESTROOM PLANS

A-119

DocuSign Envelope ID: BD1DD069-6BDB-4467-BAD0-FCE7745DF3ED

CEILING GRID LEGEND

	NEW CEILING
	EXISTING CEILING TO REMAIN
	SUPPLY/ RETURN RE: TO MEP

CEILING TYPE LEGEND

ACT-1	24" X 48"	ARMSTRONG DUNE TEGULAR 1776 PRELUDE XL 15/16" SUSPENSION SYSTEM
ACT-2	24" X 24"	ARMSTRONG DUNE TEGULAR 1774 PRELUDE XL 15/16" SUSPENSION SYSTEM
PGB-1	N/A	PAINTED GYPSUM BOARD
PGB-2	N/A	PAINTED GYPSUM BOARD - SLOPE WITH ROOF DECK
TD-1	24" X 120"	TRUSSDEK METAL PLANK CEILING SYSTEM
E.T.R.		EXISTING TO REMAIN - REPAIR AND REPLACE WITH MATCHING CEILING TILES AS NEEDED

GENERAL NOTES

1. ALL LIGHTING FIXTURES TO BE REPLACED IN CURRENT LOCATION, U.N.O. CONTRACTOR TO NOTIFY A/E TEAM OF ANY DISCREPANCIES FOUND IN FIELD.
2. REFER TO MEP ELECTRICAL DRAWINGS FOR DETAILED LIGHT FIXTURE INFORMATION
3. REPLACE TILES TO MATCH EXISTING AS NEEDED

LIGHTING FIXTURE SCHEDULE

SYMBOL	TYPE	MANUFACTURER	CATALOG NUMBER	MOUNTING	VOLT	LAMP	REMARKS	NOTES
	A	LITHONIA	2BLT4-40L-ADSM-GZ10-LP835	RECESSED	UNV	32W LED	2X4 LED TROFFER, 4000 LUMEN OUTPUT & 35K LEDS	
	AE	LITHONIA	2BLT4-40L-ADSM-GZ10-LP835-ELT4L	RECESSED	UNV	32W LED	2X4 LED TROFFER, 4000 LUMEN OUTPUT, 35K LEDS & 1400 LUMEN BATTERY BACK-UP	3
	A2	LITHONIA	2BLT4-48L-ADSM-GZ1-LP835	RECESSED	UNV	37W LED	2X4 LED TROFFER, 4800 LUMEN OUTPUT & 35K LEDS	
	A2E	LITHONIA	2BLT4-48L-ADSM-GZ1-LP835-ELT4L	RECESSED	UNV	37W LED	2X4 LED TROFFER, 4800 LUMEN OUTPUT, 35K LEDS & 1400 LUMEN BATTERY BACK-UP	3
	B	LITHONIA	LDN6 35/20 L06AR SS MVOLT GZ10	RECESSED	UNV	23W LED	6" RECESSED LED DOWNLIGHT WITH 55 DEG OPTICS AND 10% DIMMING	
	BE	LITHONIA	LDN6 35/20 L06AR SS MVOLT GZ10 ELSD	RECESSED	UNV	23W LED	6" RECESSED LED DOWNLIGHT WITH 55 DEG OPTICS, 10% DIMMING AND SELF-TEST BATTERY BACK-UP	3
	B2	LITHONIA	LDN6 35/20 L06AR SS MVOLT GZ1	RECESSED	UNV	23W LED	6" RECESSED LED DOWNLIGHT WITH 55 DEG OPTICS AND 1% DIMMING	
	B2E	LITHONIA	LDN6 35/20 L06AR SS MVOLT GZ1 ELSD	RECESSED	UNV	23W LED	6" RECESSED LED DOWNLIGHT WITH 55 DEG OPTICS, 1% DIMMING AND SELF-TEST BATTERY BACK-UP	3
	B3	NU6 RA SW 25LM 35K 80 D50 UNV 10V C WH WH	22CZ-LD5-25-UNV-L8-COLOR TEMP-CD1-U	RECESSED	UNV	20W LED	6" ADJUSTABLE LED DOWNLIGHT WITH 2000 LUMEN OUTPUT, 35K LEDS, 1% DIMMING & WHITE TRIM AND BEZEL	
	B3E	NU6 RA SW 25LM 35K 80 D50 UNV 10V C WH WH EMT2	FSR-CEILING-D24-2-LD4-4LO-COLOR TEMP-80/84-EDD1	RECESSED	UNV	20W LED	6" ADJUSTABLE LED DOWNLIGHT WITH 2000 LUMEN OUTPUT, 35K LEDS, 1% DIMMING & WHITE TRIM & BEZEL WITH BATTERY BACK-UP	3
	C	LITHONIA	2BLT2 33L ADSM MVOLT GZ10 LP835	RECESSED	UNV	30W LED	2X2 LED TROFFER, 3300 LUMEN OUTPUT & 35K LEDS	
	CE	LITHONIA	2BLT2 33L ADSM MVOLT GZ10 LP835 ELT4L	RECESSED	UNV	30W LED	2X2 LED TROFFER, 3300 LUMEN OUTPUT , 35K LEDS & 1400 LUMEN BATTERY BACK-UP	3
	C2	LITHONIA	2BLT2 40L ADSM MVOLT GZ1 LP835	RECESSED	UNV	39W LED	2X2 LED TROFFER, 4200 LUMEN OUTPUT & 35K LEDS	

LIGHTING FIXTURE SCHEDULE

SYMBOL	TYPE	MANUFACTURER	CATALOG NUMBER	MOUNTING	VOLT	LAMP	REMARKS	NOTES
	C2E	LITHONIA	2BLT2 40L ADSM MVOLT GZ1 LP835 ELT4L	RECESSED	UNV	39W LED	2X2 LED TROFFER, 4200 LUMEN OUTPUT, 35K LEDS & 1400 LUMEN BATTERY BACK-UP	
	D	LITHONIA	WL4 40L MVOLT GZ10 LP835 MSD7	SURFACE	UNV	32W LED	4' LED WALL BRACKET FIXTURE WITH ACRYLIC LENS, 4000 LUMEN, 35K LEDS AND INTEGRAL SENSOR	1
	F	KENALL	RMCD TG 1/4 4SL35K DCC DV 1/G 1	RECESSED	UNV	46W LED	2X2 LED, 16 GA HOUSING & DOOR, ACRYLIC & POLYCARBONATE LENS & TORK FASTNERS	
	FE	KENDALL	RMCD TG 1/4 4SL35K DCC DV 1/G 1 LEL	RECESSED	UNV	46W LED	2X2 LED, 16 GA HOUSING & DOOR, ACRYLIC & POLYCARBONATE LENS, TORK FASTNERS & BACK-UP BATTERY	3
	G	LITHONIA	ZL1D L48 5MR 5000LM FST MVOLT 3500K 80 CRI WH ZACVH	SUSPENDED	UNV	41W LED	4' LED STRIP WITH 5000 LUMEN OUTPUT, 35K LEDS & ACC HANGERS	2

NOTES:

1. FIXTURE TO HAVE PIR INTEGRAL OCCUPANCY SENSOR.
2. FIELD VERIFY MOUNTING REQUIREMENTS PRIOR TO ORDER.
3. FIXTURES WITH THE SUFFIX 'E' ARE TO HAVE FIXTURE COMPATIBLE BATTERY BACK-UP.
4. FIELD VERIFY CHEVRON CONFIGURATION PRIOR TO ANY WORK.

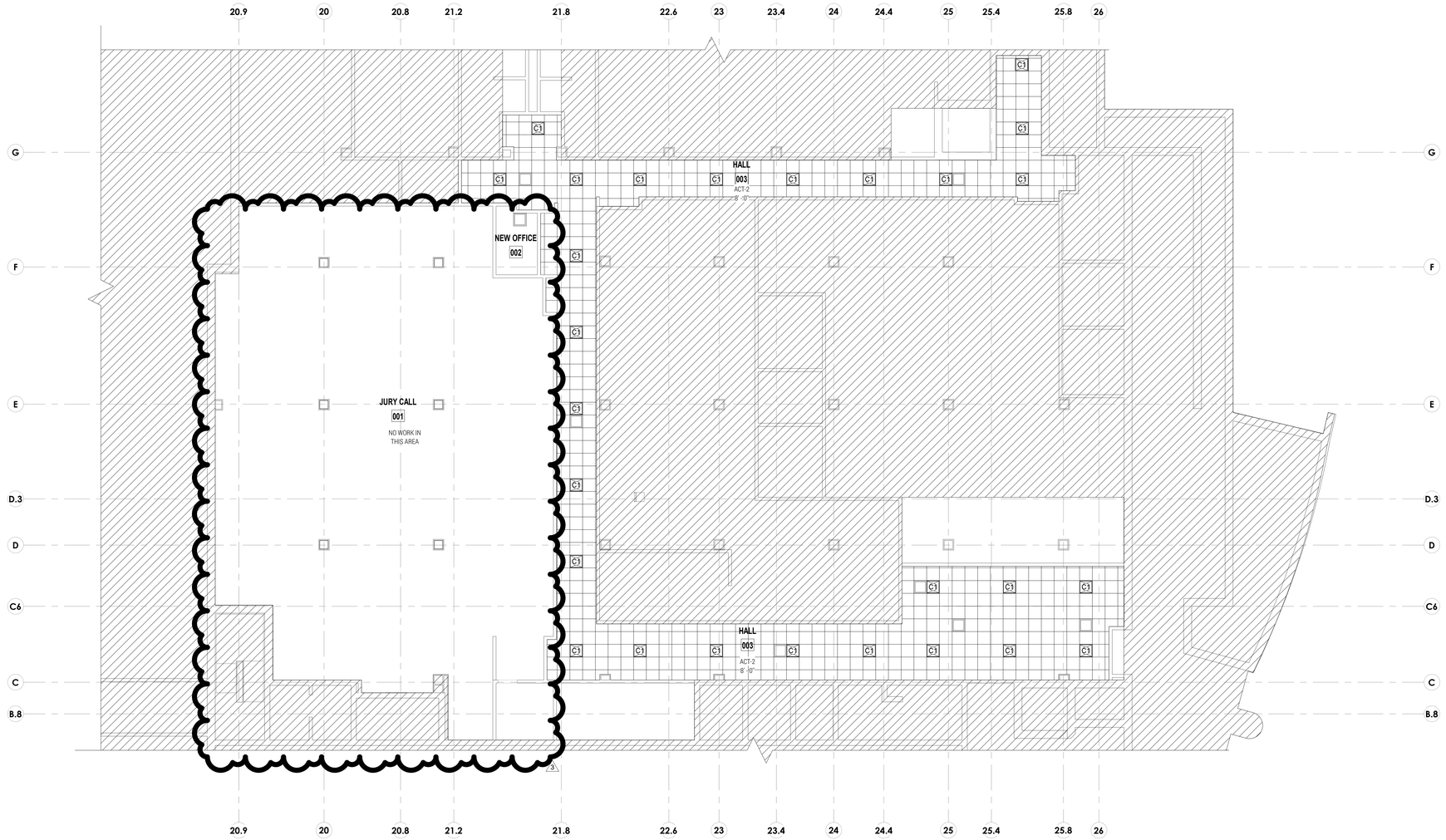

PLAN NORTH / TRUE NORTH

1 BASEMENT - RCP - JURY CALL
SCALE: 1/8" = 1'-0"

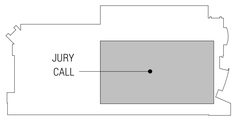

BASEMENT KEY PLAN

REGISTERED ARCHITECT
J. D. DUNN
17923
STATE OF TEXAS
12-01-21

studio steinbomer
ARCHITECTURE & INTERIORS
1400 S CONGRESS AVE. SUITE B202
AUSTIN, TX 78704
P: 512.479.0022
F: 512.477.4498
www.steinbomer.com

VARIOUS REMODELS FOR THE
WILLIAMSON CO. JUSTICE CTR
405 MARTIN LUTHER KING DRIVE,GEORGETOWN, TEXAS. 78626

ASI-3 - 02.09.2021

DATE:	07.21.20
DRAWN:	JV, JD, WL, MG
SCALE:	AS NOTED

No.	Description	Date
3	ASI -3	02.09.2021

ENLARGED RCP

A-120

DocuSign Envelope ID: BD1DD069-6BDB-4467-BAD0-FCE7745DF3ED

LIGHTING FIXTURE SCHEDULE

SYMBOL	TYPE	MANUFACTURER	CATALOG NUMBER	MOUNTING	VOLT	LAMP	REMARKS	NOTES
	A	LITHONIA	2BLT4-40L-ADSM-GZ10-LP835	RECESSED	UNV	32W LED	2X4 LED TROFFER, 4000 LUMEN OUTPUT & 35K LEDS	
	AE	LITHONIA	2BLT4-40L-ADSM-GZ10-LP835-EL14L	RECESSED	UNV	32W LED	2X4 LED TROFFER, 4000 LUMEN OUTPUT, 35K LEDS & 1400 LUMEN BATTERY BACK-UP	3
	A2	LITHONIA	2BLT4-48L-ADSM-GZ1-LP835	RECESSED	UNV	37W LED	2X4 LED TROFFER, 4800 LUMEN OUTPUT & 35K LEDS	
	A2E	LITHONIA	2BLT4-48L-ADSM-GZ1-LP835-EL14L	RECESSED	UNV	37W LED	2X4 LED TROFFER, 4800 LUMEN OUTPUT, 35K LEDS & 1400 LUMEN BATTERY BACK-UP	3
	B	LITHONIA	LDN6 35/20 L06AR SS MVOLT GZ10	RECESSED	UNV	23W LED	6" RECESSED LED DOWNLIGHT WITH 55 DEG OPTICS AND 10% DIMMING	
	BE	LITHONIA	LDN6 35/20 L06AR SS MVOLT GZ10 ELSD	RECESSED	UNV	23W LED	6" RECESSED LED DOWNLIGHT WITH 55 DEG OPTICS, 10% DIMMING AND SELF-TEST BATTERY BACK-UP	3
	B2	LITHONIA	LDN6 35/20 L06AR SS MVOLT GZ1	RECESSED	UNV	23W LED	6" RECESSED LED DOWNLIGHT WITH 55 DEG OPTICS AND 1% DIMMING	
	B2E	LITHONIA	LDN6 35/20 L06AR SS MVOLT GZ1 ELSD	RECESSED	UNV	23W LED	6" RECESSED LED DOWNLIGHT WITH 55 DEG OPTICS, 1% DIMMING AND SELF-TEST BATTERY BACK-UP	3
	B3	NUS RA SW 25LM 35K 80 D50 UNV 10V C WH WH	22CZ-LD5-25-UNV-L8-COLOR TEMP-CD1-U	RECESSED	UNV	20W LED	6" ADJUSTABLE LED DOWNLIGHT WITH 2000 LUMEN OUTPUT, 35K LEDS, 1% DIMMING & WHITE TRIM AND BEZEL	
	B3E	NUS RA SW 25LM 35K 80 D50 UNV 10V C WH WH EM12	FSR-CEILING-D24-2-LD4-4LO-COLOR TEMP-80/84-EDD1	RECESSED	UNV	20W LED	6" ADJUSTABLE LED DOWNLIGHT WITH 2000 LUMEN OUTPUT, 35K LEDS, 1% DIMMING & WHITE TRIM & BEZEL WITH BATTERY BACK-UP	3
	C	LITHONIA	2BLT2 33L ADSM MVOLT GZ10 LP835	RECESSED	UNV	30W LED	2X2 LED TROFFER, 3300 LUMEN OUTPUT & 35K LEDS	
	CE	LITHONIA	2BLT2 33L ADSM MVOLT GZ10 LP835 EL14L	RECESSED	UNV	30W LED	2X2 LED TROFFER, 3300 LUMEN OUTPUT , 35K LEDS & 1400 LUMEN BATTERY BACK-UP	3
	C2	LITHONIA	2BLT2 40L ADSM MVOLT GZ1 LP835	RECESSED	UNV	39W LED	2X2 LED TROFFER, 4200 LUMEN OUTPUT & 35K LEDS	

LIGHTING FIXTURE SCHEDULE

SYMBOL	TYPE	MANUFACTURER	CATALOG NUMBER	MOUNTING	VOLT	LAMP	REMARKS	NOTES
	C2E	LITHONIA	2BLT2 40L ADSM MVOLT GZ1 LP835 EL14L	RECESSED	UNV	39W LED	2X2 LED TROFFER, 4200 LUMEN OUTPUT, 35K LEDS & 1400 LUMEN BATTERY BACK-UP	
	D	LITHONIA	WL4 40L MVOLT GZ10 LP835 MSD7	SURFACE	UNV	32W LED	4' LED WALL BRACKET FIXTURE WITH ACRYLIC LENS, 4000 LUMEN, 35K LEDS AND INTEGRAL SENSOR	1
	F	KENALL	RMCD TG 1/4 45L35K DCC DV 1/G 1	RECESSED	UNV	46W LED	2X2 LED, 16 GA HOUSING & DOOR, ACRYLIC & POLYCARBONATE LENS & TORK FASTNERS	
	FE	KENDALL	RMCD TG 1/4 45L35K DCC DV 1/G 1 LEL	RECESSED	UNV	46W LED	2X2 LED, 16 GA HOUSING & DOOR, ACRYLIC & POLYCARBONATE LENS, TORK FASTNERS & BACK-UP BATTERY	3
	G	LITHONIA	ZL1D L48 SMR 5000LM FST MVOLT 3500K 80 CRI WH ZACVH	SUSPENDED	UNV	41W LED	4' LED STRIP WITH 5000 LUMEN OUTPUT, 35K LEDS & ACC HANGERS	2

NOTES:

1. FIXTURE TO HAVE PIR INTEGRAL OCCUPANCY SENSOR.
2. FIELD VERIFY MOUNTING REQUIREMENTS PRIOR TO ORDER.
3. FIXTURES WITH THE SUFFIX 'E' ARE TO HAVE FIXTURE COMPATIBLE BATTERY BACK-UP.
4. FIELD VERIFY CHEVRON CONFIGURATION PRIOR TO ANY WORK.

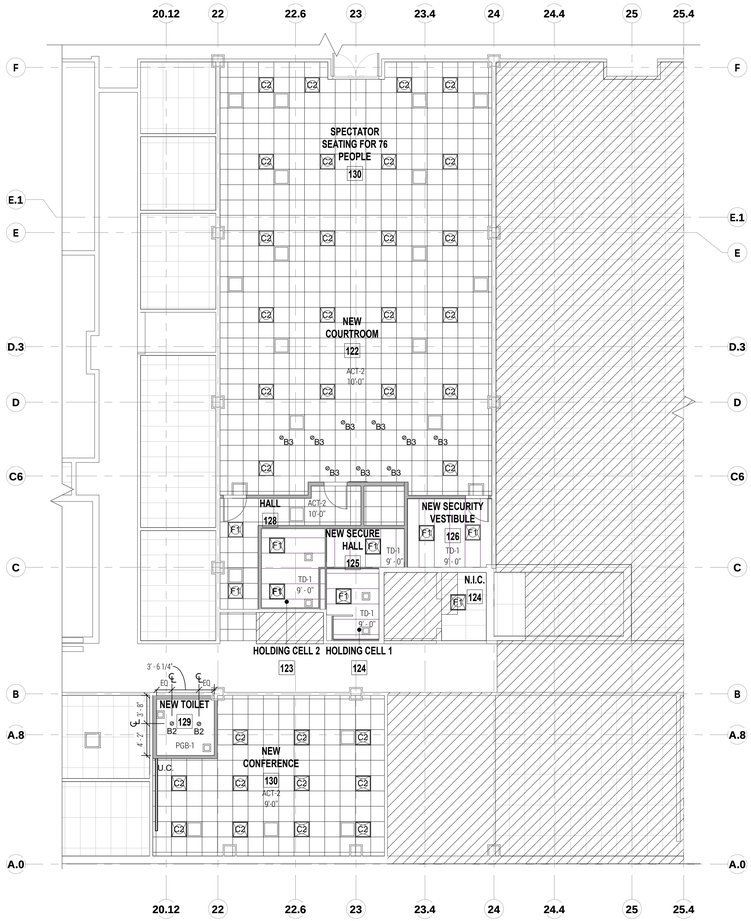

PLAN NORTH / TRUE NORTH

3 LEVEL 1 - RCP - COURTROOM
SCALE: 1/8" = 1'-0"

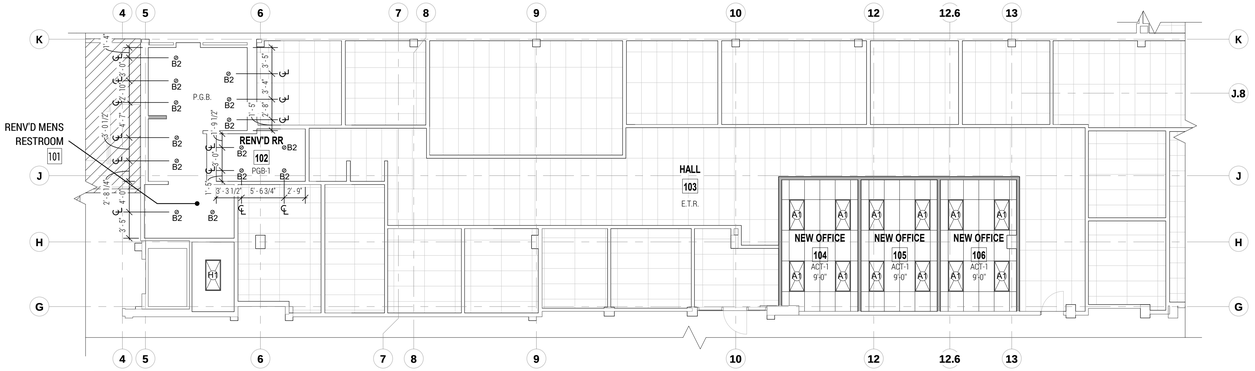

PLAN NORTH / TRUE NORTH

2 LEVEL 1 - RCP - COUNTY ATTORNEY
SCALE: 1/8" = 1'-0"

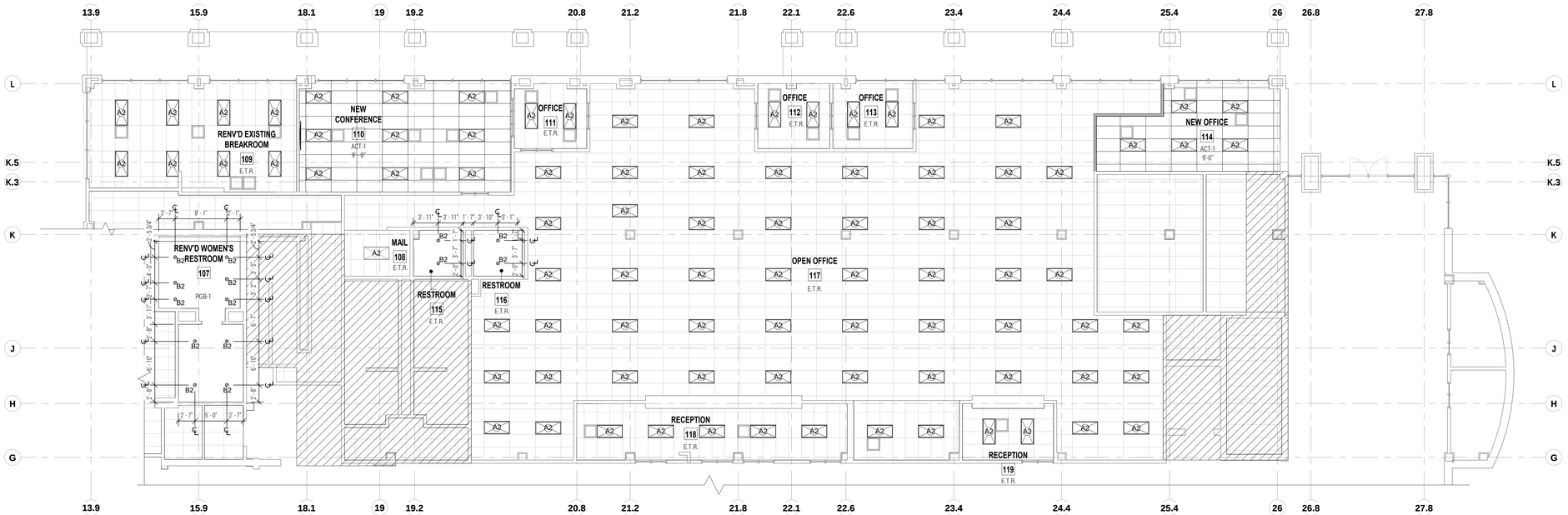

PLAN NORTH / TRUE NORTH

1 LEVEL 1 - RCP - DISTRICT CLERK
SCALE: 1/8" = 1'-0"

GENERAL NOTES

1. ALL LIGHTING FIXTURES TO BE REPLACED IN CURRENT LOCATION, U.N.O. CONTRACTOR TO NOTIFY A/E TEAM OF ANY DISCREPANCIES FOUND IN FIELD
2. REFER TO MEP ELECTRICAL DRAWINGS FOR DETAILED LIGHT FIXTURE INFORMATION
3. REPLACE TILES TO MATCH EXISTING AS NEEDED

CEILING TYPE LEGEND

ACT-1	24" X 48"	ARMSTRONG DUNE TEGULAR 1776 PRELUDE XL 15/16" SUSPENSION SYSTEM
ACT-2	24" X 24"	ARMSTRONG DUNE TEGULAR 1774 PRELUDE XL 15/16" SUSPENSION SYSTEM
PGB-1	N/A	PAINTED GYPSUM BOARD
PGB-2	N/A	PAINTED GYPSUM BOARD - SLOPE WITH ROOF DECK
TD-1	24" X 120"	TRUSSDEK METAL PLANK CEILING SYSTEM
E.T.R.		EXISTING TO REMAIN - REPAIR AND REPLACE WITH MATCHING CEILING TILES AS NEEDED

CEILING GRID LEGEND

	NEW CEILING
	EXISTING CEILING TO REMAIN
	SUPPLY/ RETURN RE: TO MEP

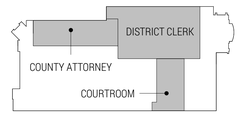

LEVEL 1 KEY PLAN

REGISTERED ARCHITECT JED E. STEINBOMER 17923 STATE OF TEXAS 10.29.20

studio steinbomer ARCHITECTURE & INTERIORS
1405 S CONGRESS AVE. SUITE B202
AUSTIN, TX 78704
T: 512.479.0022
F: 512.477.4498
www.steinbomer.com

VARIOUS REMODELS FOR THE

WILLIAMSON CO. JUSTICE CTR

405 MARTIN LUTHER KING DRIVE,GEORGETOWN, TEXAS. 78626

ASI-1 - 10.29.2020

DATE:	07.21.20
DRAWN:	JV, JD, WL, MG
SCALE:	AS NOTED

No.	Description	Date

ENLARGED RCP

A-121

DocuSign Envelope ID: BD1DD069-6BDB-4467-BAD0-FCE7745DF3ED

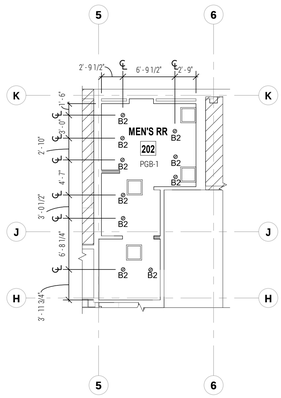

PLAN NORTH / TRUE NORTH

3 LEVEL 2 - RCP - MENS PUBLIC RR
SCALE: 1/8" = 1'-0"

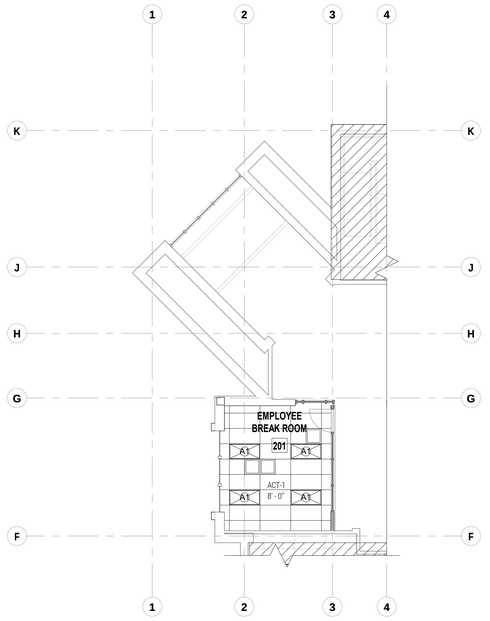

PLAN NORTH / TRUE NORTH

2 LEVEL 2 - RCP - BREAKROOM
SCALE: 1/8" = 1'-0"

LIGHTING FIXTURE SCHEDULE

SYMBOL	TYPE	MANUFACTURER	CATALOG NUMBER	MOUNTING	VOLT	LAMP	REMARKS	NOTES
	A	LITHONIA	2BLT4-40L-ADSM-GZ10-LP835	RECESSED	UNV	32W LED	2X4 LED TROFFER, 4000 LUMEN OUTPUT & 35K LEDS	
	AE	LITHONIA	2BLT4-40L-ADSM-GZ10-LP835-EL14L	RECESSED	UNV	32W LED	2X4 LED TROFFER, 4000 LUMEN OUTPUT, 35K LEDS & 1400 LUMEN BATTERY BACK-UP	3
	A2	LITHONIA	2BLT4-48L-ADSM-GZ1-LP835	RECESSED	UNV	37W LED	2X4 LED TROFFER, 4800 LUMEN OUTPUT & 35K LEDS	
	A2E	LITHONIA	2BLT4-48L-ADSM-GZ1-LP835-EL14L	RECESSED	UNV	37W LED	2X4 LED TROFFER, 4800 LUMEN OUTPUT, 35K LEDS & 1400 LUMEN BATTERY BACK-UP	3
	B	LITHONIA	LDN6 35/20 L06AR SS MVOLT GZ10	RECESSED	UNV	23W LED	6" RECESSED LED DOWNLIGHT WITH 55 DEG OPTICS AND 10% DIMMING	
	BE	LITHONIA	LDN6 35/20 L06AR SS MVOLT GZ10 ELSD	RECESSED	UNV	23W LED	6" RECESSED LED DOWNLIGHT WITH 55 DEG OPTICS, 10% DIMMING AND SELF-TEST BATTERY BACK-UP	3
	B2	LITHONIA	LDN6 35/20 L06AR SS MVOLT GZ1	RECESSED	UNV	23W LED	6" RECESSED LED DOWNLIGHT WITH 55 DEG OPTICS AND 1% DIMMING	
	B2E	LITHONIA	LDN6 35/20 L06AR SS MVOLT GZ1 ELSD	RECESSED	UNV	23W LED	6" RECESSED LED DOWNLIGHT WITH 55 DEG OPTICS, 1% DIMMING AND SELF-TEST BATTERY BACK-UP	3
	B3	NUVO RA SW 25LM 35K 80 D50 UNV 10V C WH WH	22CZ-LD5-25-UNV-L8-COLOR TEMP-CD1-U	RECESSED	UNV	20W LED	6" ADJUSTABLE LED DOWNLIGHT WITH 2000 LUMEN OUTPUT, 35K LEDS, 1% DIMMING & WHITE TRIM AND BEZEL	
	B3E	NUVO RA SW 25LM 35K 80 D50 UNV 10V C WH WH EM12	FSR-CEILING-D24-2-LD4-4LO-COLOR TEMP-80/84-EDD1	RECESSED	UNV	20W LED	6" ADJUSTABLE LED DOWNLIGHT WITH 2000 LUMEN OUTPUT, 35K LEDS, 1% DIMMING & WHITE TRIM & BEZEL WITH BATTERY BACK-UP	3
	C	LITHONIA	2BLT2 33L ADSM MVOLT GZ10 LP835	RECESSED	UNV	30W LED	2X2 LED TROFFER, 3300 LUMEN OUTPUT & 35K LEDS	
	CE	LITHONIA	2BLT2 33L ADSM MVOLT GZ10 LP835 EL14L	RECESSED	UNV	30W LED	2X2 LED TROFFER, 3300 LUMEN OUTPUT , 35K LEDS & 1400 LUMEN BATTERY BACK-UP	3
	C2	LITHONIA	2BLT2 40L ADSM MVOLT GZ1 LP835	RECESSED	UNV	39W LED	2X2 LED TROFFER, 4200 LUMEN OUTPUT & 35K LEDS	
	C2E	LITHONIA	2BLT2 40L ADSM MVOLT GZ1 LP835 EL14L	RECESSED	UNV	39W LED	2X2 LED TROFFER, 4200 LUMEN OUTPUT, 35K LEDS & 1400 LUMEN BATTERY BACK-UP	
	D	LITHONIA	WL4 40L MVOLT GZ10 LP835 MSD7	SURFACE	UNV	32W LED	4' LED WALL BRACKET FIXTURE WITH ACRYLIC LENS, 4000 LUMEN, 35K LEDS AND INTEGRAL SENSOR	1
	F	KENALL	RMCD TG 1/4 45L35K DCC DV 1/G 1	RECESSED	UNV	46W LED	2X2 LED, 16 GA HOUSING & DOOR, ACRYLIC & POLYCARBONATE LENS & TORK FASTNERS	
	FE	KENDALL	RMCD TG 1/4 45L35K DCC DV 1/G 1 LEL	RECESSED	UNV	46W LED	2X2 LED, 16 GA HOUSING & DOOR, ACRYLIC & POLYCARBONATE LENS, TORK FASTNERS & BACK-UP BATTERY	3
	G	LITHONIA	ZL1D L48 SMR 5000LM FST MVOLT 3500K 80 CRI WH ZACVH	SUSPENDED	UNV	41W LED	4' LED STRIP WITH 5000 LUMEN OUTPUT, 35K LEDS & ACC HANGERS	2

NOTES:

1. FIXTURE TO HAVE PIR INTEGRAL OCCUPANCY SENSOR.
2. FIELD VERIFY MOUNTING REQUIREMENTS PRIOR TO ORDER.
3. FIXTURES WITH THE SUFFIX 'E' ARE TO HAVE FIXTURE COMPATIBLE BATTERY BACK-UP.
4. FIELD VERIFY CHEVRON CONFIGURATION PRIOR TO ANY WORK.

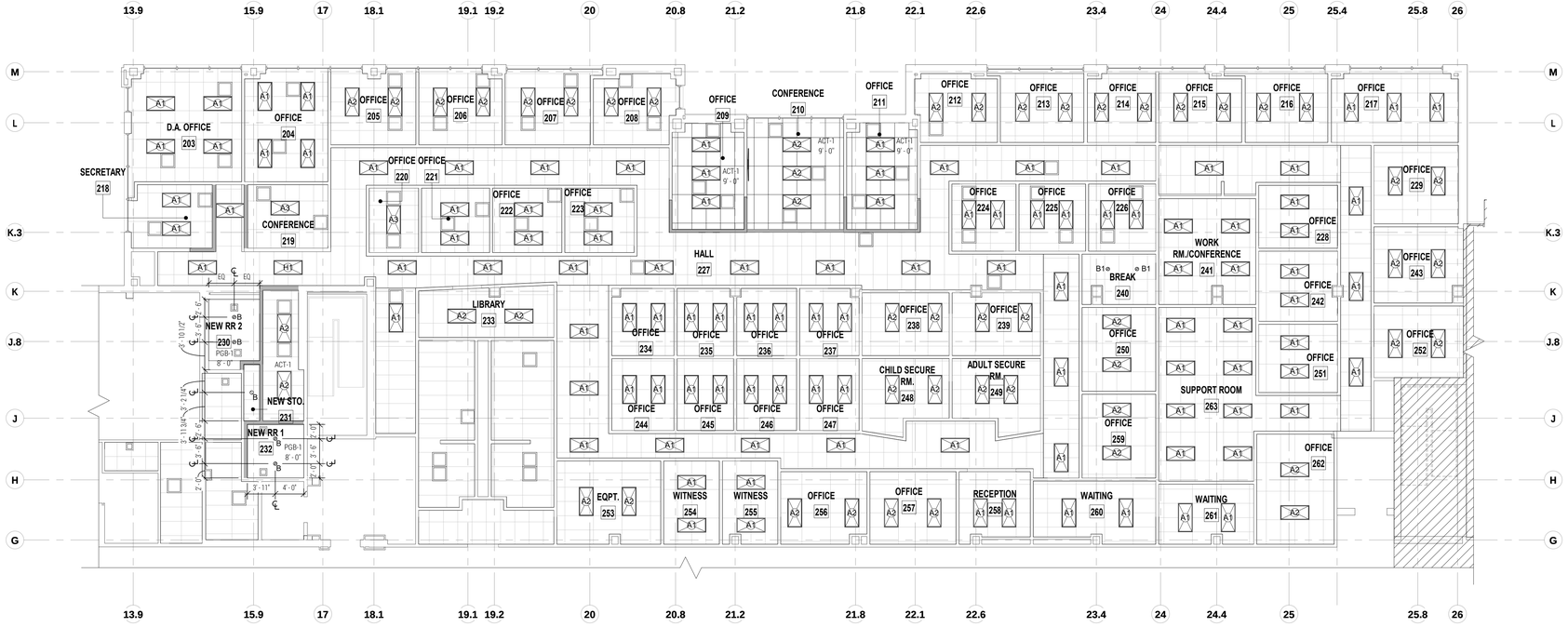

PLAN NORTH / TRUE NORTH

1 LEVEL 2 - RCP - DISTRICT ATTORNEY
SCALE: 1/8" = 1'-0"

CEILING TYPE LEGEND

ACT-1	24" X 48"	ARMSTRONG DUNE TEGULAR 1776 PRELUDE XL 15/16" SUSPENSION SYSTEM
ACT-2	24" X 24"	ARMSTRONG DUNE TEGULAR 1774 PRELUDE XL 15/16" SUSPENSION SYSTEM
PGB-1	N/A	PAINTED GYPSUM BOARD
PGB-2	N/A	PAINTED GYPSUM BOARD - SLOPE WITH ROOF DECK
TD-1	24" X 120"	TRUSSDEK METAL PLANK CEILING SYSTEM
E.T.R.		EXISTING TO REMAIN - REPAIR AND REPLACE WITH MATCHING CEILING TILES AS NEEDED

CEILING GRID LEGEND

	NEW CEILING
	EXISTING CEILING TO REMAIN
	SUPPLY/ RETURN RE: TO MEP

GENERAL NOTES

1. ALL LIGHTING FIXTURES TO BE REPLACED IN CURRENT LOCATION, U.N.O. CONTRACTOR TO NOTIFY A/E TEAM OF ANY DISCREPANCIES FOUND IN FIELD
2. REFER TO MEP ELECTRICAL DRAWINGS FOR DETAILED LIGHT FIXTURE INFORMATION
3. REPLACE TILES TO MATCH EXISTING AS NEEDED

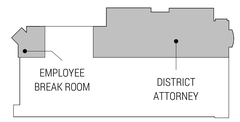

LEVEL 2 KEY PLAN

REGISTERED ARCHITECT
JED E. DUNN
17923
STATE OF TEXAS
10.29.20

studio steinbomer
ARCHITECTURE & INTERIORS
1400 S CONGRESS AVE. SUITE B202
AUSTIN, TX 78704
T: 512.479.0022
F: 512.474.9498
www.steinbomer.com

VARIOUS REMODELS FOR THE WILLIAMSON CO. JUSTICE CTR

405 MARTIN LUTHER KING DRIVE, GEORGETOWN, TEXAS. 78626

ASI-1 - 10.29.2020

DATE:	07.21.20
DRAWN:	JV, JD, WL, MG
SCALE:	AS NOTED

No.	Description	Date

ENLARGED RCP

A-122

DocuSign Envelope ID: BD1DD069-6BDB-4467-BAD0-FCE7745DF3ED

LIGHTING FIXTURE SCHEDULE

SYMBOL	TYPE	MANUFACTURER	CATALOG NUMBER	MOUNTING	VOLT	LAMP	REMARKS	NOTES
	A	LITHONIA	2BLT4-40L-ADSM-GZ10-LP835	RECESSED	UNV	32W LED	2X4 LED TROFFER, 4000 LUMEN OUTPUT & 35K LEDS	
	AE	LITHONIA	2BLT4-40L-ADSM-GZ10-LP835-EL14L	RECESSED	UNV	32W LED	2X4 LED TROFFER, 4000 LUMEN OUTPUT, 35K LEDS & 1400 LUMEN BATTERY BACK-UP	3
	A2	LITHONIA	2BLT4-48L-ADSM-GZ1-LP835	RECESSED	UNV	37W LED	2X4 LED TROFFER, 4800 LUMEN OUTPUT & 35K LEDS	
	A2E	LITHONIA	2BLT4-48L-ADSM-GZ1-LP835-EL14L	RECESSED	UNV	37W LED	2X4 LED TROFFER, 4800 LUMEN OUTPUT, 35K LEDS & 1400 LUMEN BATTERY BACK-UP	3
	B	LITHONIA	LDN6 35/20 L06AR SS MVOLT GZ10	RECESSED	UNV	23W LED	6" RECESSED LED DOWNLIGHT WITH 55 DEG OPTICS AND 10% DIMMING	
	BE	LITHONIA	LDN6 35/20 L06AR SS MVOLT GZ10 ELSD	RECESSED	UNV	23W LED	6" RECESSED LED DOWNLIGHT WITH 55 DEG OPTICS, 10% DIMMING AND SELF-TEST BATTERY BACK-UP	3
	B2	LITHONIA	LDN6 35/20 L06AR SS MVOLT GZ1	RECESSED	UNV	23W LED	6" RECESSED LED DOWNLIGHT WITH 55 DEG OPTICS AND 1% DIMMING	
	B2E	LITHONIA	LDN6 35/20 L06AR SS MVOLT GZ1 ELSD	RECESSED	UNV	23W LED	6" RECESSED LED DOWNLIGHT WITH 55 DEG OPTICS, 1% DIMMING AND SELF-TEST BATTERY BACK-UP	3
	B3	NUS RA SW 25LM 35K 80 D50 UNV 10V C WH WH	22CZ-LD6-25-UNV-L8-COLOR TEMP-CD1-U	RECESSED	UNV	20W LED	6" ADJUSTABLE LED DOWNLIGHT WITH 2000 LUMEN OUTPUT, 35K LEDS, 1% DIMMING & WHITE TRIM AND BEZEL	
	B3E	NUS RA SW 25LM 35K 80 D50 UNV 10V C WH WH EM12	FSR-CEILING-D24-2-LD4-4L0-COLOR TEMP-80/84-EDD1	RECESSED	UNV	20W LED	6" ADJUSTABLE LED DOWNLIGHT WITH 2000 LUMEN OUTPUT, 35K LEDS, 1% DIMMING & WHITE TRIM & BEZEL WITH BATTERY BACK-UP	3
	C	LITHONIA	2BLT2 33L ADSM MVOLT GZ10 LP835	RECESSED	UNV	30W LED	2X2 LED TROFFER, 3300 LUMEN OUTPUT & 35K LEDS	
	CE	LITHONIA	2BLT2 33L ADSM MVOLT GZ10 LP835 EL14L	RECESSED	UNV	30W LED	2X2 LED TROFFER, 3300 LUMEN OUTPUT, 35K LEDS & 1400 LUMEN BATTERY BACK-UP	3
	C2	LITHONIA	2BLT2 40L ADSM MVOLT GZ1 LP835	RECESSED	UNV	39W LED	2X2 LED TROFFER, 4200 LUMEN OUTPUT & 35K LEDS	

LIGHTING FIXTURE SCHEDULE

SYMBOL	TYPE	MANUFACTURER	CATALOG NUMBER	MOUNTING	VOLT	LAMP	REMARKS	NOTES
	C2E	LITHONIA	2BLT2 40L ADSM MVOLT GZ1 LP835 EL14L	RECESSED	UNV	39W LED	2X2 LED TROFFER, 4200 LUMEN OUTPUT, 35K LEDS & 1400 LUMEN BATTERY BACK-UP	
	D	LITHONIA	WL4 40L MVOLT GZ10 LP835 MSD7	SURFACE	UNV	32W LED	4' LED WALL BRACKET FIXTURE WITH ACRYLIC LENS, 4000 LUMEN, 35K LEDS AND INTEGRAL SENSOR	1
	F	KENALL	RMCD TG 1/4 45L35K DCC DV 1/G 1	RECESSED	UNV	46W LED	2X2 LED, 16 GA HOUSING & DOOR, ACRYLIC & POLYCARBONATE LENS & TORK FASTNERS	
	FE	KENDALL	RMCD TG 1/4 45L35K DCC DV 1/G 1 LEL	RECESSED	UNV	46W LED	2X2 LED, 16 GA HOUSING & DOOR, ACRYLIC & POLYCARBONATE LENS, TORK FASTNERS & BACK-UP BATTERY	3
	G	LITHONIA	ZL1D L48 SMR 5000LM FST MVOLT 3500K 80 CRI WH ZACVH	SUSPENDED	UNV	41W LED	4' LED STRIP WITH 5000 LUMEN OUTPUT, 35K LEDS & ACC HANGERS	2

NOTES:

1. FIXTURE TO HAVE PIR INTEGRAL OCCUPANCY SENSOR.
2. FIELD VERIFY MOUNTING REQUIREMENTS PRIOR TO ORDER.
3. FIXTURES WITH THE SUFFIX 'E' ARE TO HAVE FIXTURE COMPATIBLE BATTERY BACK-UP.
4. FIELD VERIFY CHEVRON CONFIGURATION PRIOR TO ANY WORK.

PLAN NORTH

TRUE NORTH

1 LEVEL 3 - RCP - ATTIC SOUTH
SCALE: 1/8" = 1'-0"

GENERAL NOTES

1. ALL LIGHTING FIXTURES TO BE REPLACED IN CURRENT LOCATION, U.N.O. CONTRACTOR TO NOTIFY A/E TEAM OF ANY DISCREPANCIES FOUND IN FIELD.
2. REFER TO MEP ELECTRICAL DRAWINGS FOR DETAILED LIGHT FIXTURE INFORMATION
3. REPLACE TILES TO MATCH EXISTING AS NEEDED

CEILING TYPE LEGEND

ACT-1	24" X 48"	ARMSTRONG DUNE TEGULAR 1776 PRELUDE XL 15/16" SUSPENSION SYSTEM
ACT-2	24" X 24"	ARMSTRONG DUNE TEGULAR 1774 PRELUDE XL 15/16" SUSPENSION SYSTEM
PGB-1	N/A	PAINTED GYPSUM BOARD
PGB-2	N/A	PAINTED GYPSUM BOARD - SLOPE WITH ROOF DECK
TD-1	24" X 120"	TRUSSDEK METAL PLANK CEILING SYSTEM
E.T.R.		EXISTING TO REMAIN - REPAIR AND REPLACE WITH MATCHING CEILING TILES AS NEEDED

CEILING GRID LEGEND

	NEW CEILING
	EXISTING CEILING TO REMAIN
	SUPPLY/ RETURN RE: TO MEP

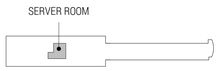

ATTIC KEY PLAN

studio steinbomer ARCHITECTURE & INTERIORS
1400 S CONGRESS AVE. SUITE B202
AUSTIN, TX 78704
P: 512.479.0022
F: 512.477.4498
www.steinbomer.com

VARIOUS REMODELS FOR THE

WILLIAMSON CO. JUSTICE CTR

405 MARTIN LUTHER KING DRIVE, GEORGETOWN, TEXAS. 78626

ASI-1 - 10.29.2020

DATE:	07.21.20
DRAWN:	JV, JD, WL, MG
SCALE:	AS NOTED

No.	Description	Date

ENLARGED RCP

A-123

DocuSign Envelope ID: BD1DD069-6BDB-4467-BAD0-FCE7745DF3ED

CEILING GRID LEGEND

	NEW CEILING
	EXISTING CEILING TO REMAIN
	SUPPLY/ RETURN RE: TO MEP

CEILING TYPE LEGEND

ACT-1	24" X 48"	ARMSTRONG DUNE TEGULAR 1776 PRELUDE XL 15/16" SUSPENSION SYSTEM
ACT-2	24" X 24"	ARMSTRONG DUNE TEGULAR 1774 PRELUDE XL 15/16" SUSPENSION SYSTEM
PGB-1	N/A	PAINTED GYPSUM BOARD
PGB-2	N/A	PAINTED GYPSUM BOARD - SLOPE WITH ROOF DECK
TD-1	24" X 120"	TRUSSDEK METAL PLANK CEILING SYSTEM
E.T.R.		EXISTING TO REMAIN - REPAIR AND REPLACE WITH MATCHING CEILING TILES AS NEEDED

GENERAL NOTES

1. ALL LIGHTING FIXTURES TO BE REPLACED IN CURRENT LOCATION, U.N.O. CONTRACTOR TO NOTIFY A/E TEAM OF ANY DISCREPANCIES FOUND IN FIELD.
2. REFER TO MEP ELECTRICAL DRAWINGS FOR DETAILED LIGHT FIXTURE INFORMATION
3. REPLACE TILES TO MATCH EXISTING AS NEEDED

LIGHTING FIXTURE SCHEDULE

SYMBOL	TYPE	MANUFACTURER	CATALOG NUMBER	MOUNTING	VOLT	LAMP	REMARKS	NOTES
	A	LITHONIA	2BLT4-40L-ADSM-GZ10-LP835	RECESSED	UNV	32W LED	2X4 LED TROFFER, 4000 LUMEN OUTPUT & 35K LEDS	
	AE	LITHONIA	2BLT4-40L-ADSM-GZ10-LP835-EL14L	RECESSED	UNV	32W LED	2X4 LED TROFFER, 4000 LUMEN OUTPUT, 35K LEDS & 1400 LUMEN BATTERY BACK-UP	3
	A2	LITHONIA	2BLT4-48L-ADSM-GZ1-LP835	RECESSED	UNV	37W LED	2X4 LED TROFFER, 4800 LUMEN OUTPUT & 35K LEDS	
	A2E	LITHONIA	2BLT4-48L-ADSM-GZ1-LP835-EL14L	RECESSED	UNV	37W LED	2X4 LED TROFFER, 4800 LUMEN OUTPUT, 35K LEDS & 1400 LUMEN BATTERY BACK-UP	3
	B	LITHONIA	LDN6 35/20 L06AR SS MVOLT GZ10	RECESSED	UNV	23W LED	6" RECESSED LED DOWNLIGHT WITH 55 DEG OPTICS AND 10% DIMMING	
	BE	LITHONIA	LDN6 35/20 L06AR SS MVOLT GZ10 ELSD	RECESSED	UNV	23W LED	6" RECESSED LED DOWNLIGHT WITH 55 DEG OPTICS, 10% DIMMING AND SELF-TEST BATTERY BACK-UP	3
	B2	LITHONIA	LDN6 35/20 L06AR SS MVOLT GZ1	RECESSED	UNV	23W LED	6" RECESSED LED DOWNLIGHT WITH 55 DEG OPTICS AND 1% DIMMING	
	B2E	LITHONIA	LDN6 35/20 L06AR SS MVOLT GZ1 ELSD	RECESSED	UNV	23W LED	6" RECESSED LED DOWNLIGHT WITH 55 DEG OPTICS, 1% DIMMING AND SELF-TEST BATTERY BACK-UP	3
	B3	NUVIS RA SW 25LM 35K 80 D50 UNV 10V C WH WH	22CZ-LD5-25-UNV-L8-COLOR TEMP-CD1-U	RECESSED	UNV	20W LED	6" ADJUSTABLE LED DOWNLIGHT WITH 2000 LUMEN OUTPUT, 35K LEDS, 1% DIMMING & WHITE TRIM AND BEZEL	
	B3E	NUVIS RA SW 25LM 35K 80 D50 UNV 10V C WH WH EM12	FSR-CEILING-D24-2-LD4-4LO-COLOR TEMP-80/84-EDD1	RECESSED	UNV	20W LED	6" ADJUSTABLE LED DOWNLIGHT WITH 2000 LUMEN OUTPUT, 35K LEDS, 1% DIMMING & WHITE TRIM & BEZEL WITH BATTERY BACK-UP	3
	C	LITHONIA	2BLT2 33L ADSM MVOLT GZ10 LP835	RECESSED	UNV	30W LED	2X2 LED TROFFER, 3300 LUMEN OUTPUT & 35K LEDS	
	CE	LITHONIA	2BLT2 33L ADSM MVOLT GZ10 LP835 EL14L	RECESSED	UNV	30W LED	2X2 LED TROFFER, 3300 LUMEN OUTPUT , 35K LEDS & 1400 LUMEN BATTERY BACK-UP	3
	C2	LITHONIA	2BLT2 40L ADSM MVOLT GZ1 LP835	RECESSED	UNV	39W LED	2X2 LED TROFFER, 4200 LUMEN OUTPUT & 35K LEDS	

LIGHTING FIXTURE SCHEDULE

SYMBOL	TYPE	MANUFACTURER	CATALOG NUMBER	MOUNTING	VOLT	LAMP	REMARKS	NOTES
	C2E	LITHONIA	2BLT2 40L ADSM MVOLT GZ1 LP835 EL14L	RECESSED	UNV	39W LED	2X2 LED TROFFER, 4200 LUMEN OUTPUT, 35K LEDS & 1400 LUMEN BATTERY BACK-UP	
	D	LITHONIA	WL4 40L MVOLT GZ10 LP835 MSD7	SURFACE	UNV	32W LED	4' LED WALL BRACKET FIXTURE WITH ACRYLIC LENS, 4000 LUMEN, 35K LEDS AND INTEGRAL SENSOR	1
	F	KENALL	RMCD TG 1/4 45L35K DCC DV 1/G 1	RECESSED	UNV	46W LED	2X2 LED, 16 GA HOUSING & DOOR, ACRYLIC & POLYCARBONATE LENS & TORK FASTNERS	
	FE	KENDALL	RMCD TG 1/4 45L35K DCC DV 1/G 1 LEL	RECESSED	UNV	46W LED	2X2 LED, 16 GA HOUSING & DOOR, ACRYLIC & POLYCARBONATE LENS, TORK FASTNERS & BACK-UP BATTERY	3
	G	LITHONIA	ZL1D L48 SMR 5000LM FST MVOLT 3500K 80 CRI WH ZACVH	SUSPENDED	UNV	41W LED	4' LED STRIP WITH 5000 LUMEN OUTPUT, 35K LEDS & ACC HANGERS	2

NOTES:

1. FIXTURE TO HAVE PIR INTEGRAL OCCUPANCY SENSOR.
2. FIELD VERIFY MOUNTING REQUIREMENTS PRIOR TO ORDER.
3. FIXTURES WITH THE SUFFIX 'E' ARE TO HAVE FIXTURE COMPATIBLE BATTERY BACK-UP.
4. FIELD VERIFY CHEVRON CONFIGURATION PRIOR TO ANY WORK.

1 LEVEL 1 - RCP - COURTROOMS
SCALE: 1/8" = 1'-0"

PLAN NORTH / TRUE NORTH

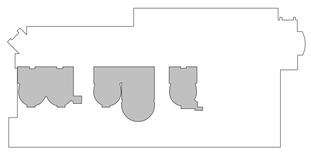

LEVEL 1 KEY PLAN

REGISTERED ARCHITECT JED E. STEINBOMER 17923 STATE OF TEXAS

studio steinbomer ARCHITECTURE & INTERIORS
1405 S CONGRESS AVE. SUITE B202
AUSTIN, TX 78704
P: 512.479.0022
F: 512.477.4498
www.steinbomer.com

VARIOUS REMODELS FOR THE

WILLIAMSON CO. JUSTICE CTR

405 MARTIN LUTHER KING DRIVE,GEORGETOWN, TEXAS. 78626

ASI-1 - 10.29.2020

DATE:	07.21.20
DRAWN:	JV, JD, WL, MG
SCALE:	AS NOTED

No.	Description	Date

ENLARGED RCP

A-124

DocuSign Envelope ID: BD1DD069-6BDB-4467-BAD0-FCE7745DF3ED

CEILING GRID LEGEND

	NEW CEILING
	EXISTING CEILING TO REMAIN
	SUPPLY/ RETURN RE: TO MEP

CEILING TYPE LEGEND

ACT-1	24" X 48"	ARMSTRONG DUNE TEGULAR 1776 PRELUDE XL 15/16" SUSPENSION SYSTEM
ACT-2	24" X 24"	ARMSTRONG DUNE TEGULAR 1774 PRELUDE XL 15/16" SUSPENSION SYSTEM
PGB-1	N/A	PAINTED GYPSUM BOARD
PGB-2	N/A	PAINTED GYPSUM BOARD - SLOPE WITH ROOF DECK
TD-1	24" X 120"	TRUSSDEK METAL PLANK CEILING SYSTEM
E.T.R.		EXISTING TO REMAIN - REPAIR AND REPLACE WITH MATCHING CEILING TILES AS NEEDED

GENERAL NOTES

1. ALL LIGHTING FIXTURES TO BE REPLACED IN CURRENT LOCATION, U.N.O. CONTRACTOR TO NOTIFY A/E TEAM OF ANY DISCREPANCIES FOUND IN FIELD.
2. REFER TO MEP ELECTRICAL DRAWINGS FOR DETAILED LIGHT FIXTURE INFORMATION
3. REPLACE TILES TO MATCH EXISTING AS NEEDED

LIGHTING FIXTURE SCHEDULE

SYMBOL	TYPE	MANUFACTURER	CATALOG NUMBER	MOUNTING	VOLT	LAMP	REMARKS	NOTES
	A	LITHONIA	2BLT4-40L-ADSM-GZ10-LP835	RECESSED	UNV	32W LED	2X4 LED TROFFER, 4000 LUMEN OUTPUT & 35K LEDS	
	AE	LITHONIA	2BLT4-40L-ADSM-GZ10-LP835-EL14L	RECESSED	UNV	32W LED	2X4 LED TROFFER, 4000 LUMEN OUTPUT, 35K LEDS & 1400 LUMEN BATTERY BACK-UP	3
	A2	LITHONIA	2BLT4-48L-ADSM-GZ1-LP835	RECESSED	UNV	37W LED	2X4 LED TROFFER, 4800 LUMEN OUTPUT & 35K LEDS	
	A2E	LITHONIA	2BLT4-48L-ADSM-GZ1-LP835-EL14L	RECESSED	UNV	37W LED	2X4 LED TROFFER, 4800 LUMEN OUTPUT, 35K LEDS & 1400 LUMEN BATTERY BACK-UP	3
	B	LITHONIA	LDN6 35/20 L06AR SS MVOLT GZ10	RECESSED	UNV	23W LED	6" RECESSED LED DOWNLIGHT WITH 55 DEG OPTICS AND 10% DIMMING	
	BE	LITHONIA	LDN6 35/20 L06AR SS MVOLT GZ10 ELSD	RECESSED	UNV	23W LED	6" RECESSED LED DOWNLIGHT WITH 55 DEG OPTICS, 10% DIMMING AND SELF-TEST BATTERY BACK-UP	3
	B2	LITHONIA	LDN6 35/20 L06AR SS MVOLT GZ1	RECESSED	UNV	23W LED	6" RECESSED LED DOWNLIGHT WITH 55 DEG OPTICS AND 1% DIMMING	
	B2E	LITHONIA	LDN6 35/20 L06AR SS MVOLT GZ1 ELSD	RECESSED	UNV	23W LED	6" RECESSED LED DOWNLIGHT WITH 55 DEG OPTICS, 1% DIMMING AND SELF-TEST BATTERY BACK-UP	3
	B3	NUVIS RA SW 25LM 35K 80 D50 UNV 10V C WH WH	22C2-LD5-25-UNV-L8-COLOR TEMP-CDI-U	RECESSED	UNV	20W LED	6" ADJUSTABLE LED DOWNLIGHT WITH 2000 LUMEN OUTPUT, 35K LEDS, 1% DIMMING & WHITE TRIM AND BEZEL	
	B3E	NUVIS RA SW 25LM 35K 80 D50 UNV 10V C WH WH EM12	FSR-CEILING-D24-2-LD4-4LO-COLOR TEMP-80/84-EDD1	RECESSED	UNV	20W LED	6" ADJUSTABLE LED DOWNLIGHT WITH 2000 LUMEN OUTPUT, 35K LEDS, 1% DIMMING & WHITE TRIM & BEZEL WITH BATTERY BACK-UP	3
	C	LITHONIA	2BLT2 33L ADSM MVOLT GZ10 LP835	RECESSED	UNV	30W LED	2X2 LED TROFFER, 3300 LUMEN OUTPUT & 35K LEDS	
	CE	LITHONIA	2BLT2 33L ADSM MVOLT GZ10 LP835 EL14L	RECESSED	UNV	30W LED	2X2 LED TROFFER, 3300 LUMEN OUTPUT, 35K LEDS & 1400 LUMEN BATTERY BACK-UP	3
	C2	LITHONIA	2BLT2 40L ADSM MVOLT GZ1 LP835	RECESSED	UNV	39W LED	2X2 LED TROFFER, 4200 LUMEN OUTPUT & 35K LEDS	

LIGHTING FIXTURE SCHEDULE

SYMBOL	TYPE	MANUFACTURER	CATALOG NUMBER	MOUNTING	VOLT	LAMP	REMARKS	NOTES
	C2E	LITHONIA	2BLT2 40L ADSM MVOLT GZ1 LP835 EL14L	RECESSED	UNV	39W LED	2X2 LED TROFFER, 4200 LUMEN OUTPUT, 35K LEDS & 1400 LUMEN BATTERY BACK-UP	
	D	LITHONIA	WL4 40L MVOLT GZ10 LP835 MSD7	SURFACE	UNV	32W LED	4' LED WALL BRACKET FIXTURE WITH ACRYLIC LENS, 4000 LUMEN, 35K LEDS AND INTEGRAL SENSOR	1
	F	KENALL	RMCD TG 1/4 45L35K OCC DV 1/G 1	RECESSED	UNV	46W LED	2X2 LED, 16 GA HOUSING & DOOR, ACRYLIC & POLYCARBONATE LENS & TORK FASTNERS	
	FE	KENDALL	RMCD TG 1/4 45L35K OCC DV 1/G 1 LEL	RECESSED	UNV	46W LED	2X2 LED, 16 GA HOUSING & DOOR, ACRYLIC & POLYCARBONATE LENS, TORK FASTNERS & BACK-UP BATTERY	3
	G	LITHONIA	ZL1D L48 SMR 5000LM FST MVOLT 3500K 80 CRI WH ZACVH	SUSPENDED	UNV	41W LED	4' LED STRIP WITH 5000 LUMEN OUTPUT, 35K LEDS & ACC HANGERS	2

NOTES:

1. FIXTURE TO HAVE PIR INTEGRAL OCCUPANCY SENSOR.
2. FIELD VERIFY MOUNTING REQUIREMENTS PRIOR TO ORDER.
3. FIXTURES WITH THE SUFFIX 'E' ARE TO HAVE FIXTURE COMPATIBLE BATTERY BACK-UP.
4. FIELD VERIFY CHEVRON CONFIGURATION PRIOR TO ANY WORK.

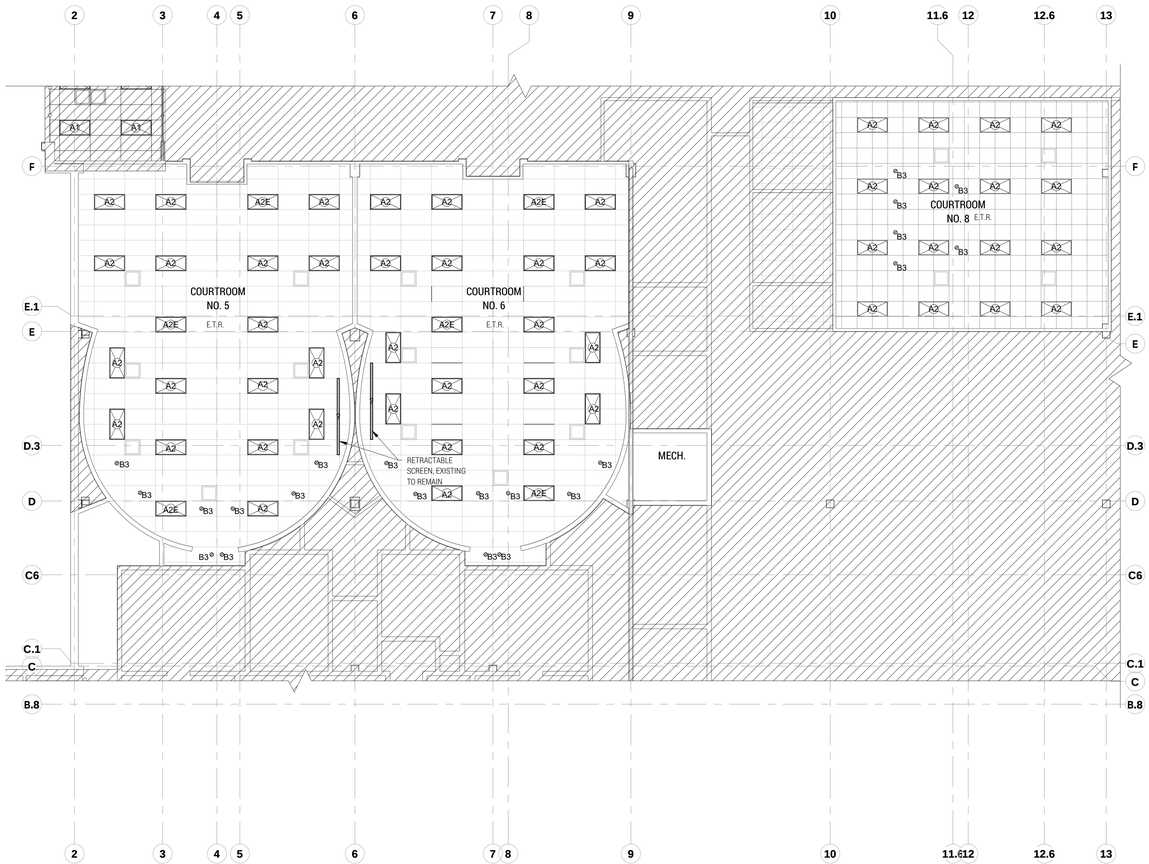

PLAN NORTH / TRUE NORTH

2 LEVEL 2 - RCP - COURTROOMS SOUTH
SCALE: 1/8" = 1'-0"

PLAN NORTH / TRUE NORTH

1 LEVEL 2 - RCP - COURTOOMS NORTH
SCALE: 1/8" = 1'-0"

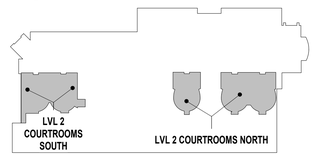

LEVEL 2 KEY PLAN

studio steinbomer ARCHITECTURE & INTERIORS
1405 S CONGRESS AVE. SUITE B202
AUSTIN, TX 78704
P: 512.477.0022
F: 512.477.0488
www.steinbomer.com

VARIOUS REMODELS FOR THE

WILLIAMSON CO. JUSTICE CTR

405 MARTIN LUTHER KING DRIVE, GEORGETOWN, TEXAS. 78626

ASI-1 - 10.29.2020

DATE:	07.21.20
DRAWN:	JV, JD, WL, MG
SCALE:	AS NOTED

No.	Description	Date

ENLARGED RCP

A-125

DocuSign Envelope ID: BD1DD069-6BDB-4467-BAD0-FCE7745DF3ED

NOTES

ALL FINISHES, PARTITIONS, MILLWORK, FIXTURES, AND ACCESSORIES ARE NEW, UNLESS NOTED.

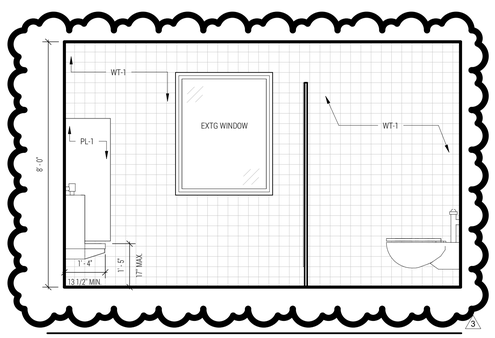

16 LVL 1 MEN'S ROOM - WEST
SCALE: 1/2" = 1'-0"

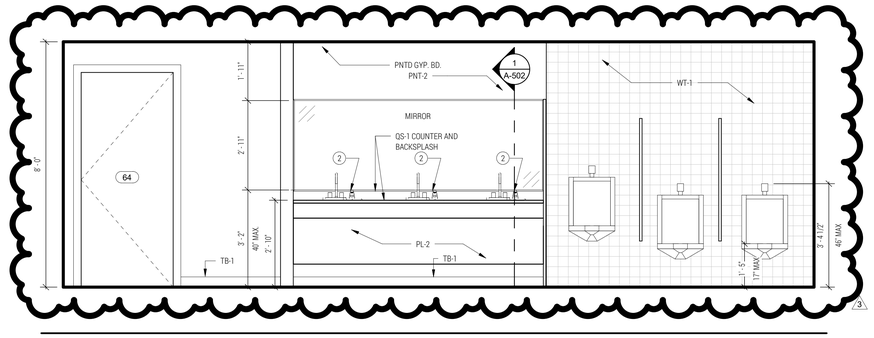

15 LVL 1 MEN'S ROOM - SOUTH
SCALE: 1/2" = 1'-0"

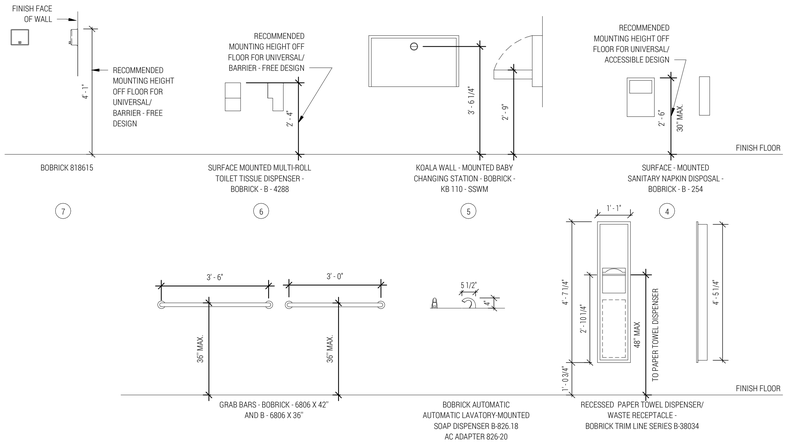

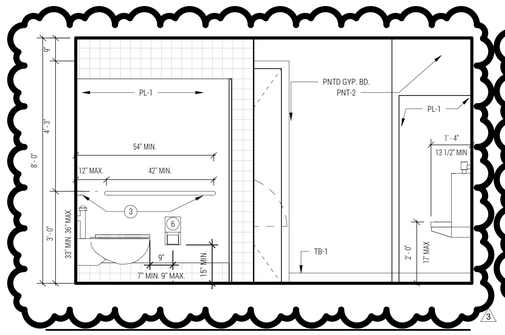

14 LVL 1 MEN'S ROOM - EAST
SCALE: 1/2" = 1'-0"

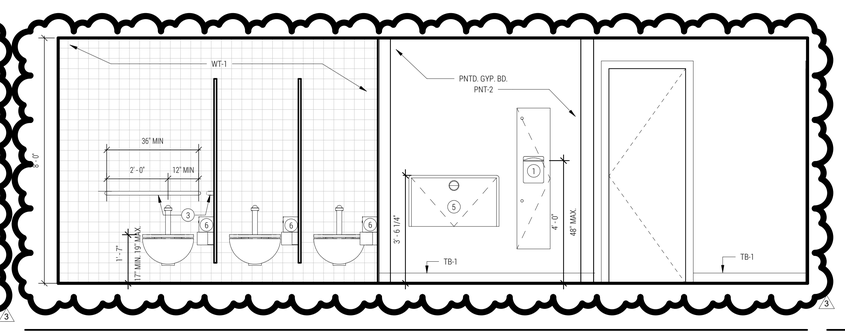

13 LVL 1 MEN'S ROOM - NORTH
SCALE: 1/2" = 1'-0"

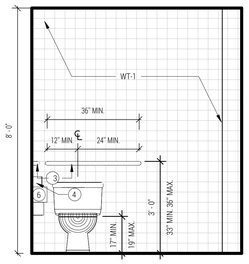

12 LVL1 RENOVATED RR - SOUTH
SCALE: 1/2" = 1'-0"

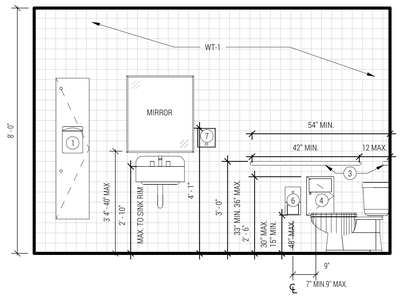

11 LVL1 RENOVATED RR - EAST
SCALE: 1/2" = 1'-0"

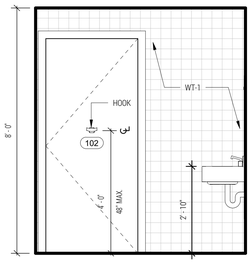

10 LVL1 RENOVATED RR - NORTH
SCALE: 1/2" = 1'-0"

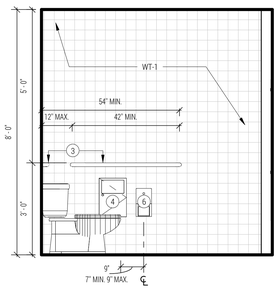

9 LVL 1 JUDGE'S RR - WEST
SCALE: 1/2" = 1'-0"

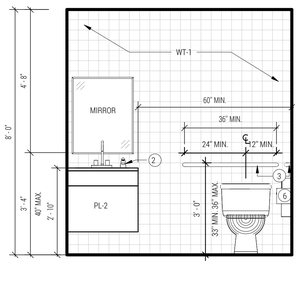

8 LVL 1 JUDGE'S RR - SOUTH
SCALE: 1/2" = 1'-0"

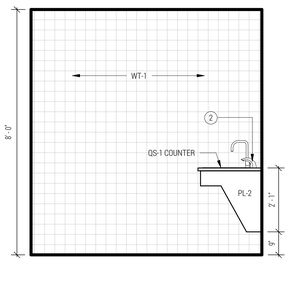

7 LVL 1 JUDGE'S RR - EAST
SCALE: 1/2" = 1'-0"

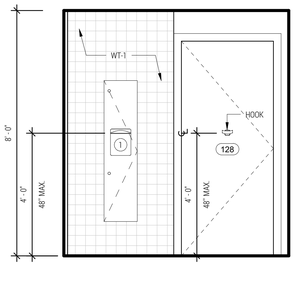

6 LVL1 JUDGE'S RR - NORTH
SCALE: 1/2" = 1'-0"

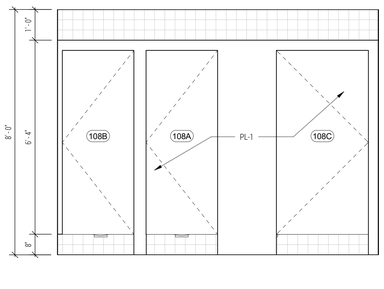

5 LVL 1 - RENOVATED WOMEN'S RR PARTITIONS
SCALE: 1/2" = 1'-0"

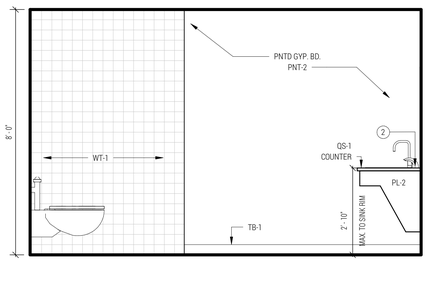

4 LVL 1 WOMEN'S RR - WEST
SCALE: 1/2" = 1'-0"

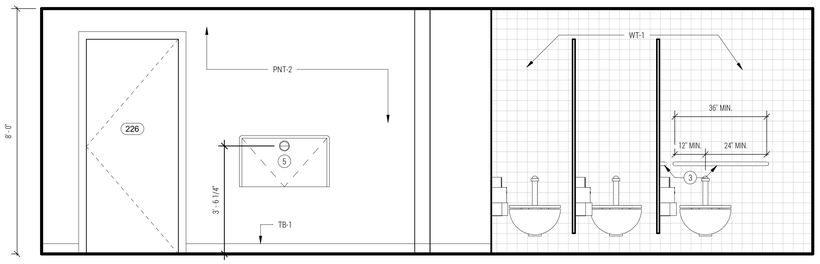

3 LVL 1 WOMEN'S RR - SOUTH
SCALE: 1/2" = 1'-0"

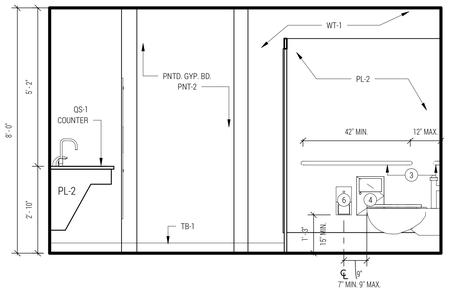

2 LVL 1 WOMEN'S RR - EAST
SCALE: 1/2" = 1'-0"

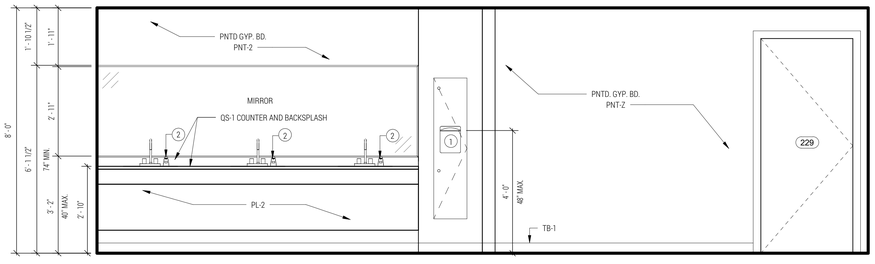

1 LVL 1 WOMEN'S RR - NORTH
SCALE: 1/2" = 1'-0"

studio steinbomer ARCHITECTURE & INTERIORS
1400 S CONGRESS AVE. SUITE B202
AUSTIN, TX 78704
T: 512.479.0022
F: 512.479.0668
www.steinbomer.com

REGISTERED ARCHITECT
JOHN E. DUNN
17923
STATE OF TEXAS

WILLIAMSON CO. JUSTICE CTR

405 MARTIN LUTHER KING DRIVE,GEORGETOWN, TEXAS. 78626

VARIOUS REMODELS FOR THE

ASI-3 - 02.09.2021

DATE:	07.21.20
DRAWN:	JV, JD, WL, MG
SCALE:	AS NOTED

No.	Description	Date
3	ASI -3	02.09.2021

INTERIOR ELEVATIONS

A-201

DocuSign Envelope ID: BD1DD069-6BDB-4467-BAD0-FCE7745DF3ED

NOTES

ALL FINISHES, PARTITIONS, MILLWORK, FIXTURES, AND ACCESSORIES ARE NEW, UNLESS NOTED.

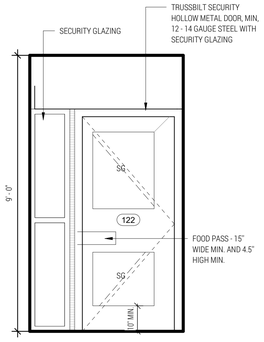

18 LVL 1 NEW SECURE HALL - SOUTH
SCALE: 1/2" = 1'-0"

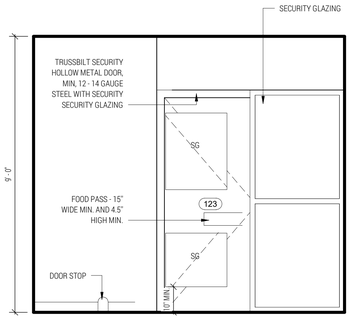

17 LVL 1 NEW SECURE HALL - EAST
SCALE: 1/2" = 1'-0"

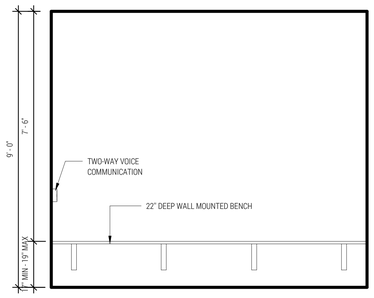

16 LVL1 HOLDING CELL 2 - SOUTH
SCALE: 1/2" = 1'-0"

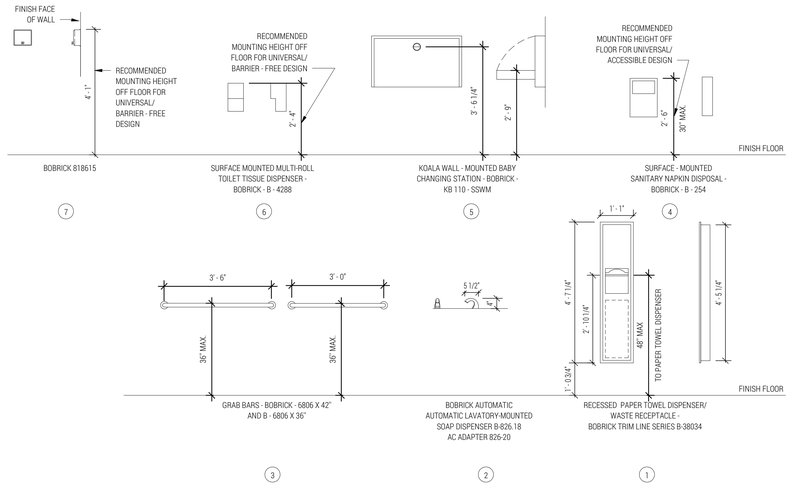

REGISTERED ARCHITECT
JED E. DUNN
17923
STATE OF TEXAS

studio steinbomer
ARCHITECTURE & INTERIORS
1486 S CONGRESS AVE. SUITE B202
AUSTIN, TX 78704
T: 512.479.0022
F: 512.479.0858
www.steinbomer.com

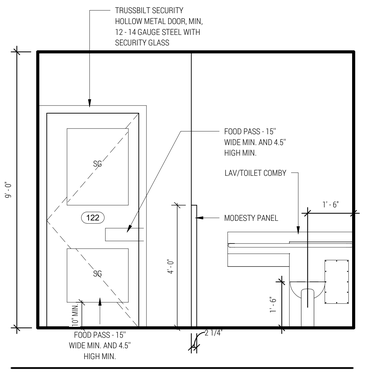

15 LVL 1 HOLDING CELL 2 -NORTH
SCALE: 1/2" = 1'-0"

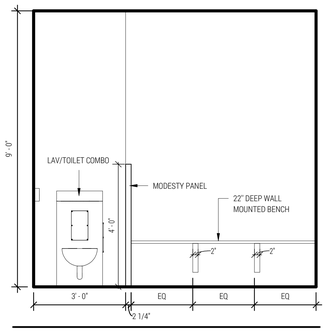

14 LVL 1 HOLDING CELL 1 - SOUTH
SCALE: 1/2" = 1'-0"

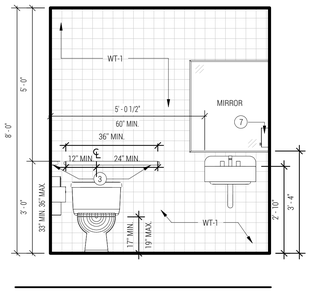

13 LVL 2 NEW RR2 - WEST
SCALE: 1/2" = 1'-0"

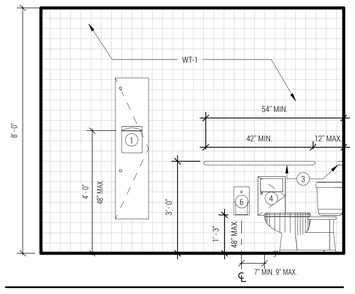

12 LVL 2 NEW RR - SOUTH
SCALE: 1/2" = 1'-0"

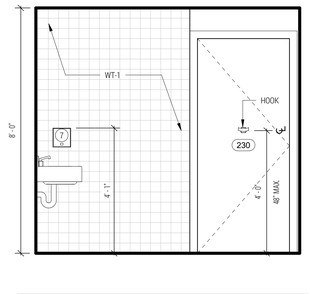

11 LVL 2 NEW RR2 - NORTH
SCALE: 1/2" = 1'-0"

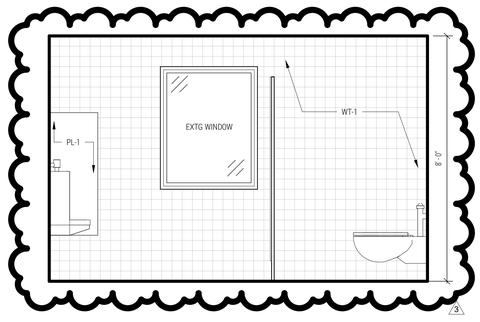

10 LVL 2 MEN'S RR - WEST
SCALE: 1/2" = 1'-0"

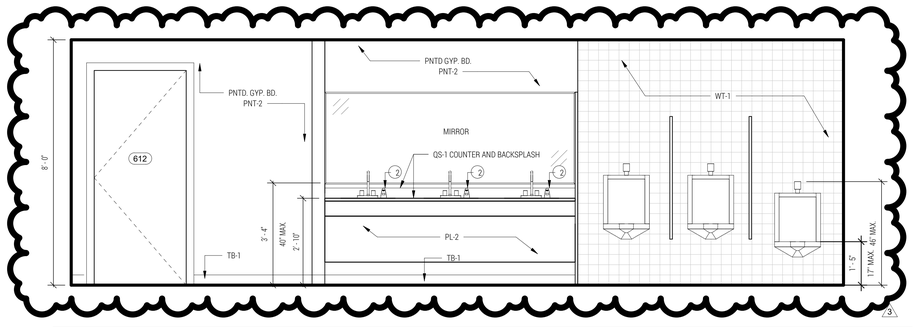

9 LVL 2 MEN'S RR - SOUTH
SCALE: 1/2" = 1'-0"

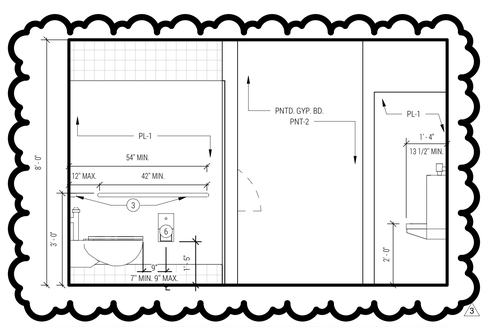

8 LVL 2 MEN'S RR EAST
SCALE: 1/2" = 1'-0"

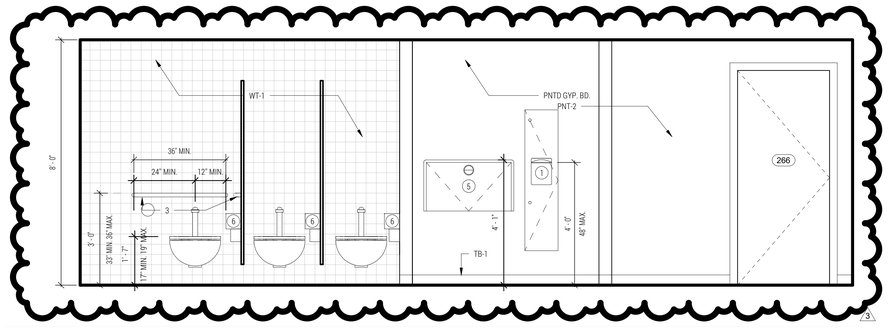

7 LVL 2 MEN'S RR - NORTH
SCALE: 1/2" = 1'-0"

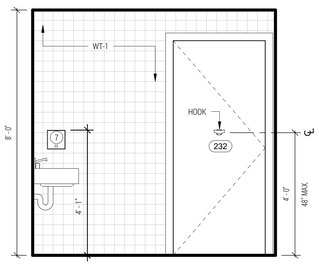

6 LVL 2 NEW RR1 - WEST
SCALE: 1/2" = 1'-0"

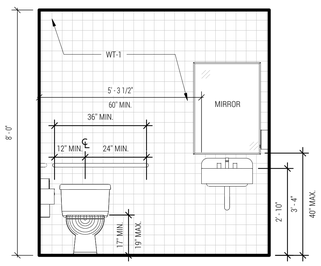

5 LVL 2 NEW RR1 - SOUTH
SCALE: 1/2" = 1'-0"

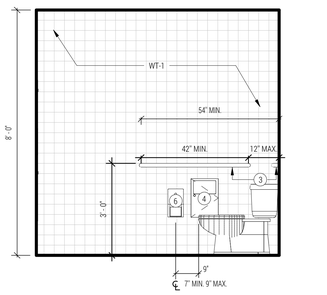

4 LVL 2 NEW RR 1 - EAST
SCALE: 1/2" = 1'-0"

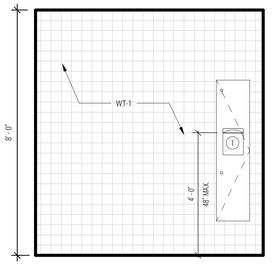

3 LVL 2 NEW RR1 - NORTH
SCALE: 1/2" = 1'-0"

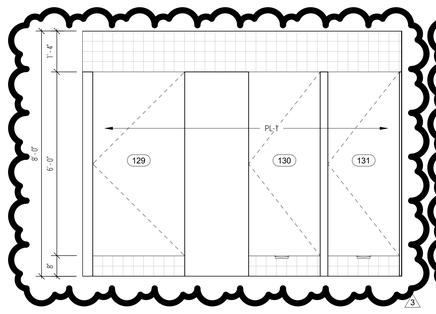

2 LVL 2 MEN'S RR - PARTITIONS
SCALE: 1/2" = 1'-0"

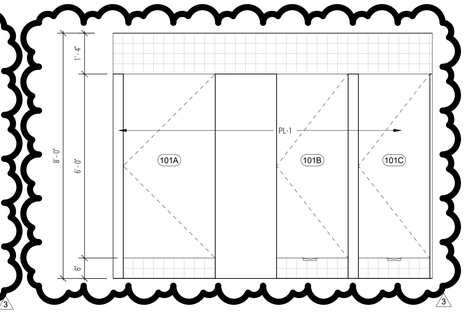

1 LVL 1 MEN'S RR - PARTITIONS
SCALE: 1/2" = 1'-0"

VARIOUS REMODELS FOR THE
WILLIAMSON CO. JUSTICE CTR
405 MARTIN LUTHER KING DRIVE,GEORGETOWN, TEXAS. 78626

ASI-3 - 02.09.2021

DATE:	07.21.20
DRAWN:	JV, JD, WL, MG
SCALE:	AS NOTED

No.	Description	Date
1	ASI-1	10.29.2020
2	ASI-2	12.16.2020
3	ASI -3	02.09.2021

INTERIOR ELEVATIONS

A-202

DocuSign Envelope ID: BD1DD069-6BDB-4467-BAD0-FCE7745DF3ED

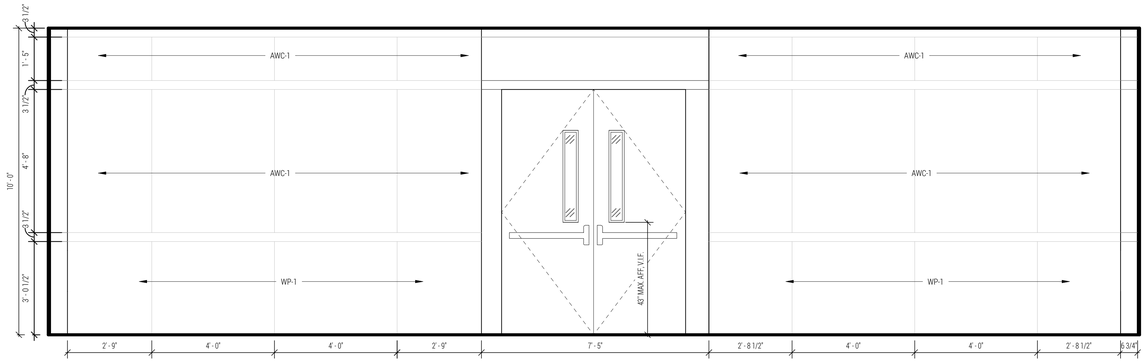

6 LVL 1 - SPECTATOR WEST
SCALE: 1/2" = 1'-0"

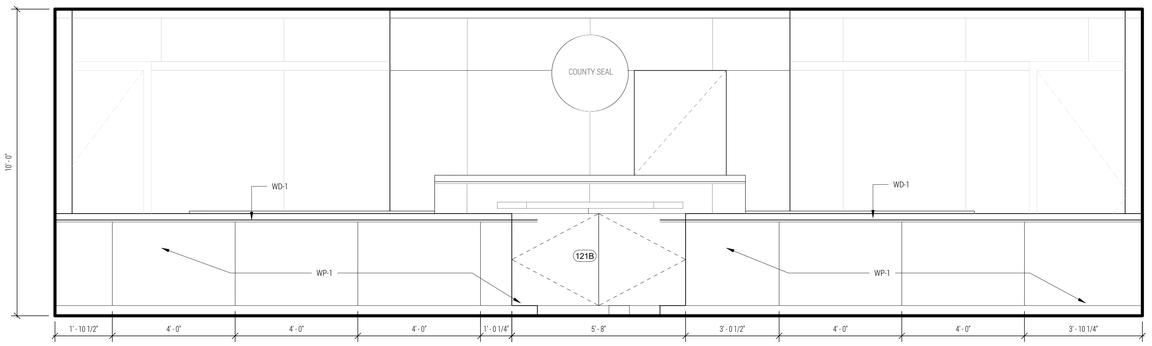

5 LVL 1 - SPECTATOR EAST
SCALE: 1/2" = 1'-0"

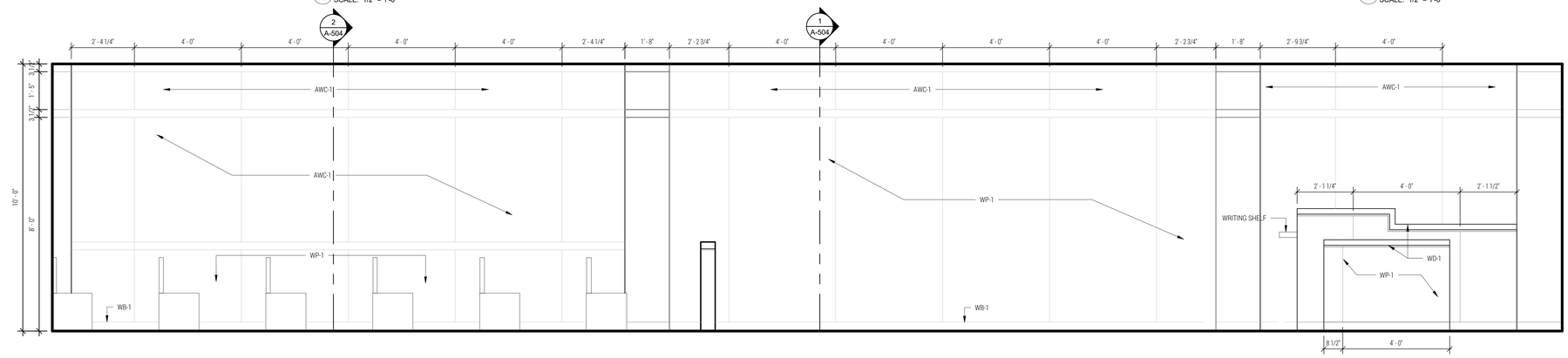

4 LVL 1 - NEW COURTROOM NORTH
SCALE: 1/2" = 1'-0"

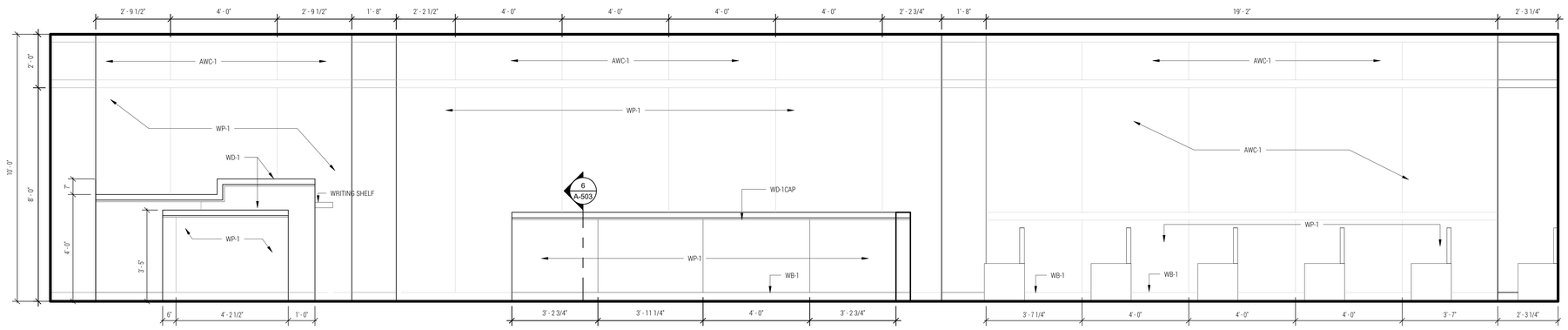

3 LVL 1 - NEW COURTROOM SOUTH
SCALE: 1/2" = 1'-0"

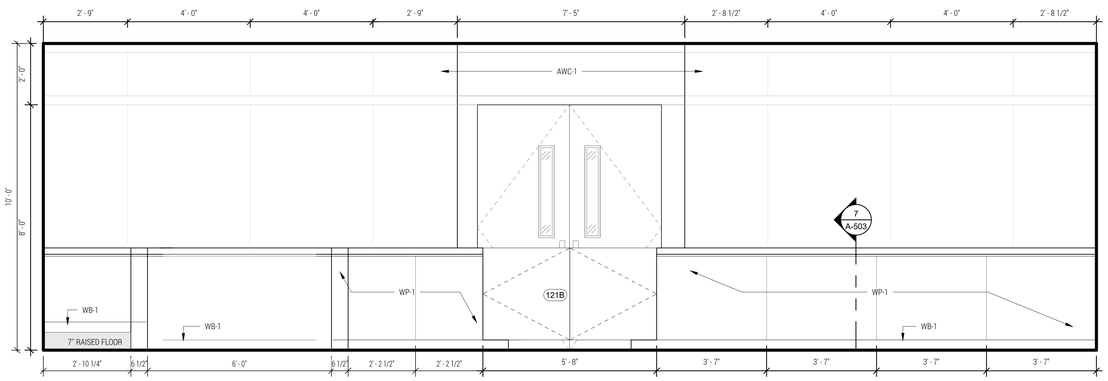

2 LVL 1 - NEW COURTROOM WEST
SCALE: 1/2" = 1'-0"

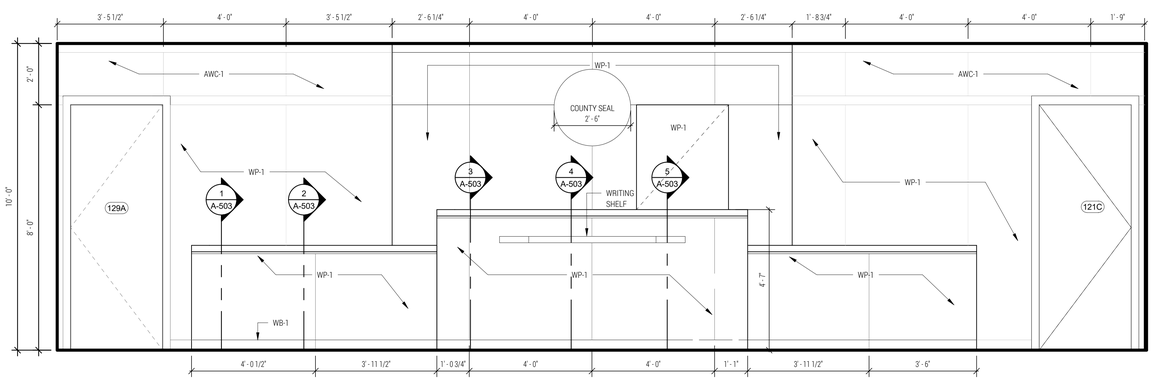

NOTE: CONTRACTOR TO PROVIDE MOCK-UP OF JUDGE'S BENCH FOR REVIEW AND APPROVAL PRIOR TO FINAL INSTALLATION

1 LVL 1 - NEW COURTROOM EAST
SCALE: 1/2" = 1'-0"

REGISTERED ARCHITECT
JED E. DUNCAN
17923
STATE OF TEXAS
10.29.20

studio | steinbomer
ARCHITECTURE & INTERIORS
1400 S CONGRESS AVE. SUITE B202
AUSTIN, TX 78704
P: 512.479.0022
F: 512.477.4498
www.steinbomer.com

VARIOUS REMODELS FOR THE
WILLIAMSON CO. JUSTICE CTR
405 MARTIN LUTHER KING DRIVE, GEORGETOWN, TEXAS. 78626

ASI-1 - 10.29.2020

DATE:	07.21.20
DRAWN:	JV, JD, WL, MG
SCALE:	AS NOTED

No.	Description	Date

INTERIOR ELEVATIONS

A-203

DocuSign Envelope ID: BD1DD069-6BDB-4467-BAD0-FCE7745DF3ED

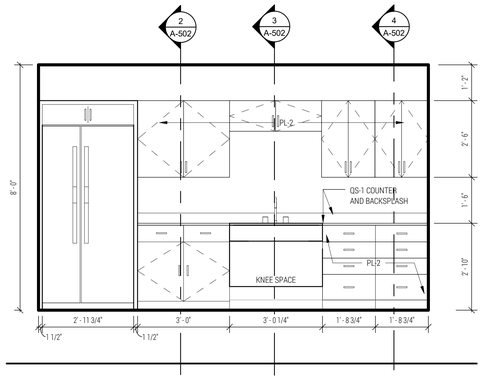

8 NEW CONFERENCE SOUTH
SCALE: 1/2" = 1'-0"

3

7 NOT USED

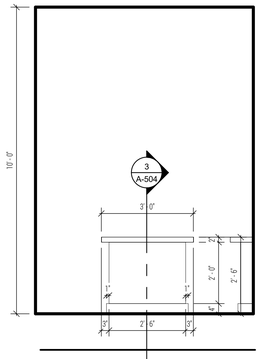

6 COUNCIL DESK- COURTROOM EAST
SCALE: 1/2" = 1'-0"

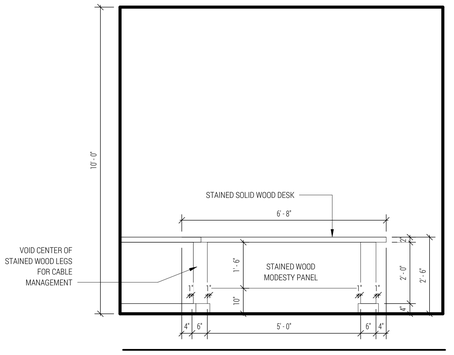

5 COUNCIL DESK- COURTROOM NORTH
SCALE: 1/2" = 1'-0"

3

4 NOT USED

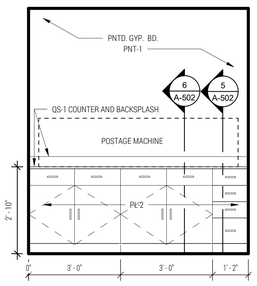

3 LVL 1- DISTRICT CLERK - WORK ROOM NORTH
SCALE: 1/2" = 1'-0"

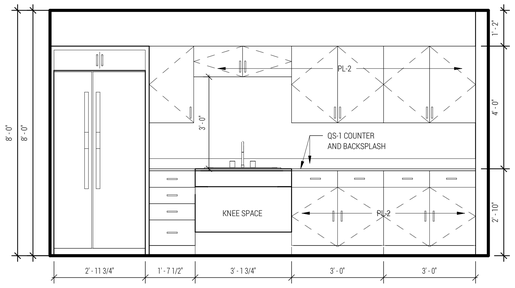

2 LVL 2 BREAKROOM EAST
SCALE: 1/2" = 1'-0"

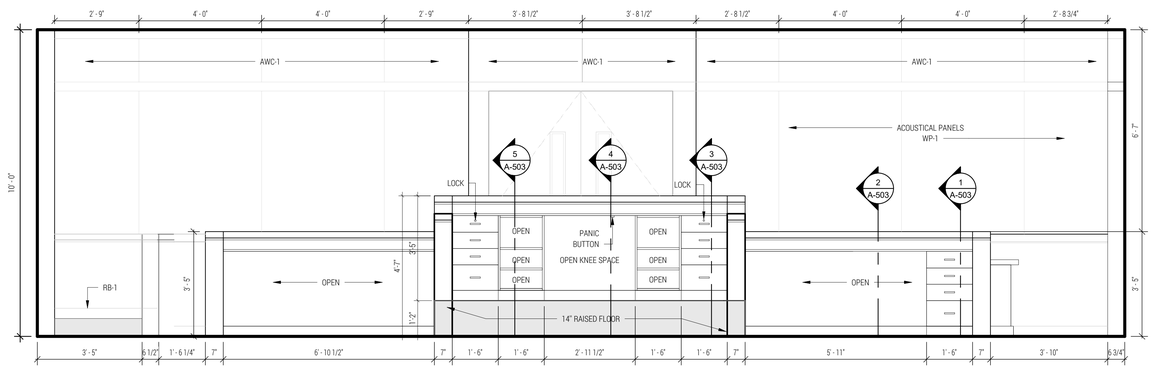

NOTE: CONSTRUCT MOCK-UP OF JUDGE'S BENCH TO VERIFY SIGHT LINES

NOTE: CONTRACTOR TO PROVIDE MOCK-UP OF JUDGE'S BENCH FOR REVIEW AND APPROVAL PRIOR TO FINAL INSTALLATION

1 LVL 1 - NEW COURTROOM JUDGE'S BENCH WEST
SCALE: 1/2" = 1'-0"

REGISTERED ARCHITECT
HEIDI E. DUPUIS
17923
STATE OF TEXAS
2. OCT. 21

studio | steinbomer
ARCHITECTURE & INTERIORS
1400 S CONGRESS AVE. SUITE B202
AUSTIN, TX 78704
T: 512.477.0022
F: 512.477.0466
www.steinbomer.com

VARIOUS REMODELS FOR THE
WILLIAMSON CO. JUSTICE CTR
405 MARTIN LUTHER KING DRIVE,GEORGETOWN, TEXAS. 78626

ASI-3 - 02.09.2021

DATE:	07.21.20
DRAWN:	JV, JD, WL, MG
SCALE:	AS NOTED

No.	Description	Date
1	ASI-1	10.29.2020
3	ASI -3	02.09.2021

INTERIOR ELEVATIONS

A-204

DocuSign Envelope ID: BD1DD069-6BDB-4467-BAD0-FCE7745DF3ED

GYPSUM BOARD PARTITION TO DECK

E1: EXISTIING METAL STUD TO REMAIN
PROVIDE 2 ADDITIONAL LAYERS OF 5/8" GYP. BD. ON ONE SIDE (3 LAYERS TOTAL ON COURTROOM SIDE)

E

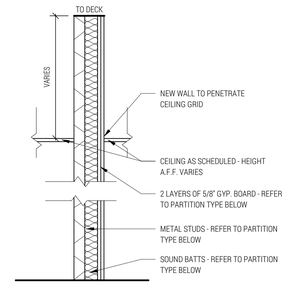

TRUSSBILT - TRUSSCORE SECURE WALL SYSTEM

D1: (5 7/8") 2 1/8" TRUSSBILT - TRUSSCORE W/ 2 HR. FIRE RATED TRUSSWALL PANEL UL 263
2 1/2" METAL STUDS @ O.C.
W/ 2 LAYERS OF 5/8" GYP. BD. ON 1 SIDE W/ SOUND BATT INSULATION

D

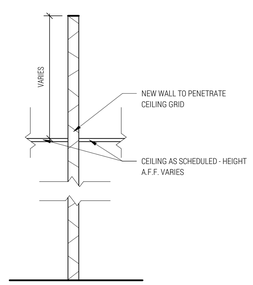

TRUSSBILT - TRUSSCORE SECURE WALL SYSTEM

C1: (2 1/8") TRUSSBILT - TRUSSCORE SECURE WALL SYSTEM

C

GYPSUM BOARD PARTITION PAST CEILING

B1: (7 1/4") 6" METAL STUDS @ 16" O.C. W/ 1 LAYER 5/8" GYP ON EA. SIDE W/ SOUND BATTS

B2: (7 1/4") 6" METAL STUDS @ 16" O.C. W/ 1 LAYER 5/8" GYP ON EA. SIDE - NO SOUND ATTENUATION

B3: (8 1/2") 6" METAL STUDS @ 16" O.C. W/ 2 LAYER 5/8" GYP ON EA. SIDE - NO SOUND ATTENUATION

B

GYPSUM BOARD PARTITION PAST CEILING

A1: (4 7/8") 3 5/8" METAL STUDS @ 16" O.C. W/ 1 LAYER 5/8" GYP ON EA. SIDE W/ SOUND BATTS

A2: (4 7/8") 3 5/8" METAL STUDS @ 16" O.C. W/ 1 LAYER 5/8" GYP ON EA. SIDE - NO SOUND ATTENUATION

A3: (6 1/8") 3 5/8" METAL STUDS @ 16" O.C. W/ 2 LAYER 5/8" GYP ON EA. SIDE - NO SOUND ATTENUATION

A

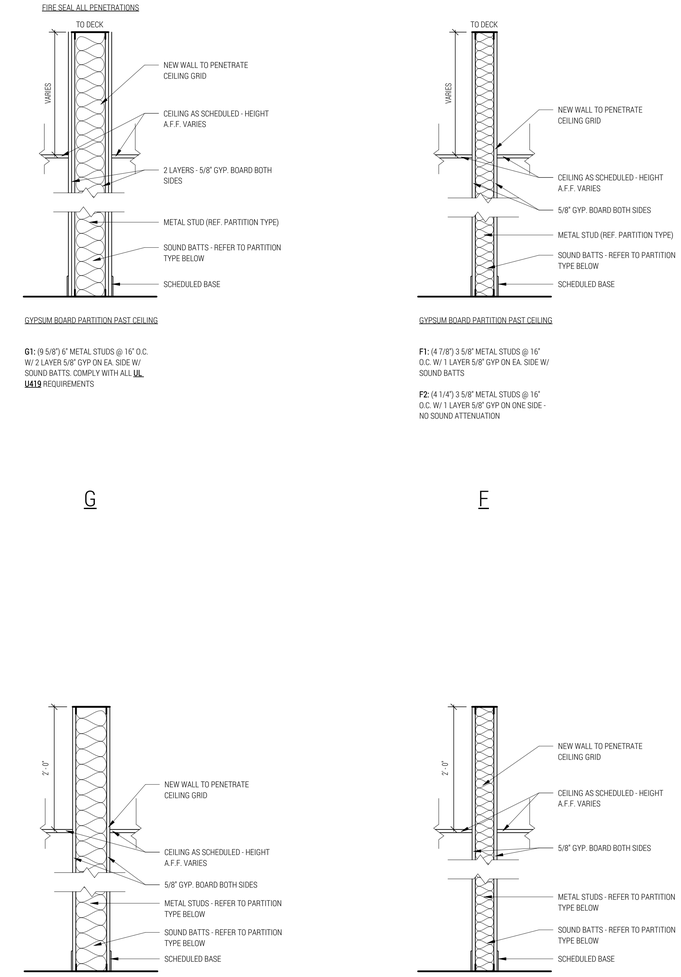

GYPSUM BOARD PARTITION PAST CEILING

G1: (9 5/8") 6" METAL STUDS @ 16" O.C. W/ 2 LAYER 5/8" GYP ON EA. SIDE W/ SOUND BATTS. COMPLY WITH ALL UL U419 REQUIREMENTS

G

GYPSUM BOARD PARTITION PAST CEILING

F1: (4 7/8") 3 5/8" METAL STUDS @ 16" O.C. W/ 1 LAYER 5/8" GYP ON EA. SIDE W/ SOUND BATTS

F2: (4 1/4") 3 5/8" METAL STUDS @ 16" O.C. W/ 1 LAYER 5/8" GYP ON ONE SIDE - NO SOUND ATTENUATION

F

1 PARTITION TYPES
SCALE: 1" = 1'-0"

studio steinbomer
ARCHITECTURE & INTERIORS
1400 S CONGRESS AVE. SUITE B202
AUSTIN, TX 78704
T: 512.479.0022
F: 512.477.4498
www.steinbomer.com

REGISTERED ARCHITECT
JED E. DUNN
17923
STATE OF TEXAS
10.29.20

VARIOUS REMODELS FOR THE
WILLIAMSON CO. JUSTICE CTR
405 MARTIN LUTHER KING DRIVE,GEORGETOWN, TEXAS. 78626

ASI-1 - 10.29.2020

DATE:	07.21.20
DRAWN:	JV, JD, WL, MG
SCALE:	AS NOTED

No.	Description	Date

PARTITION TYPES

A-501

DocuSign Envelope ID: BD1DD069-6BDB-4467-BAD0-FCE7745DF3ED

GENERAL NOTE

ANY 2X WOOD FRAMING OR BLOCKING TO BE FIRE TREATED

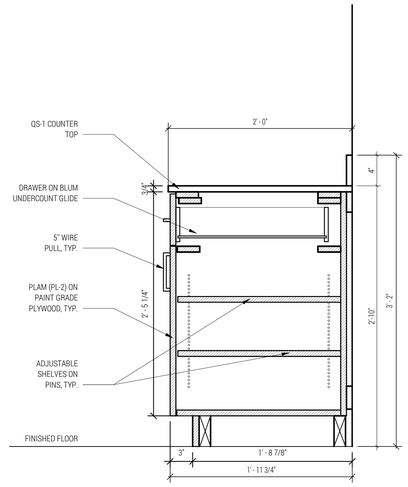

6 LOWER CABINET
SCALE: 1 1/2" = 1'-0"

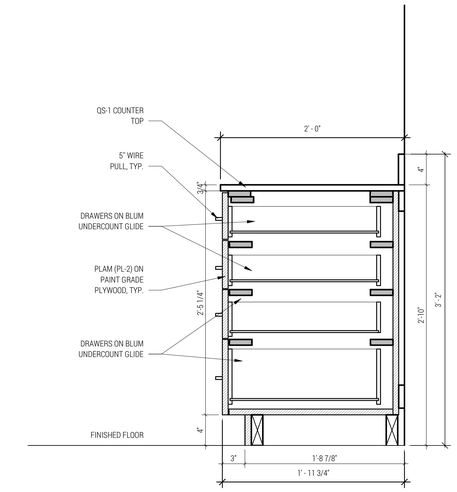

5 LOWER CABINET W/DRAWERS
SCALE: 1 1/2" = 1'-0"

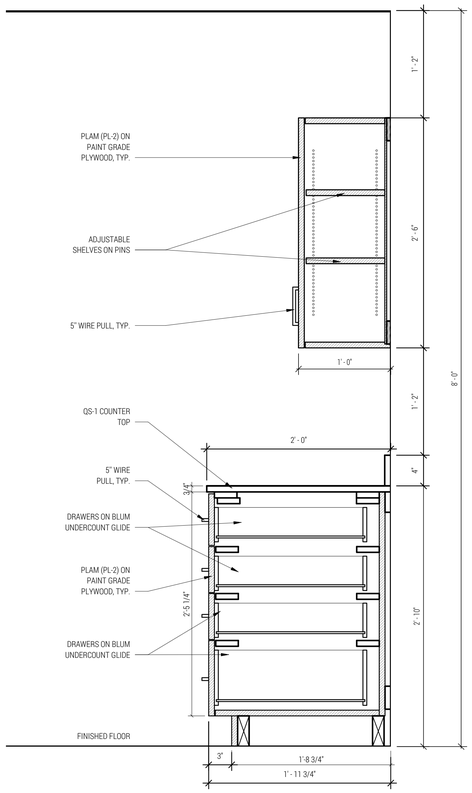

4 UPPER WITH DRAWERS BELOW, TYP.
SCALE: 1 1/2" = 1'-0"

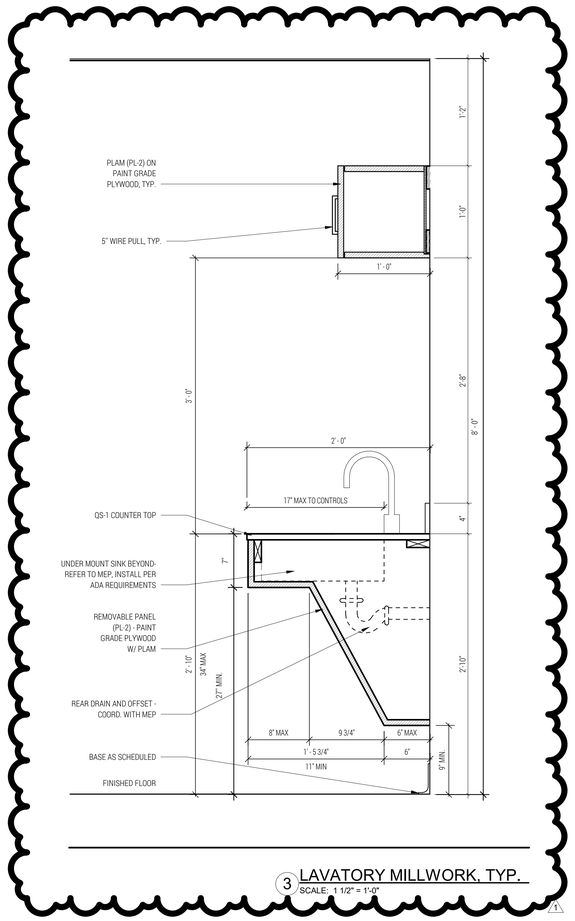

3 LAVATORY MILLWORK, TYP.
SCALE: 1 1/2" = 1'-0"

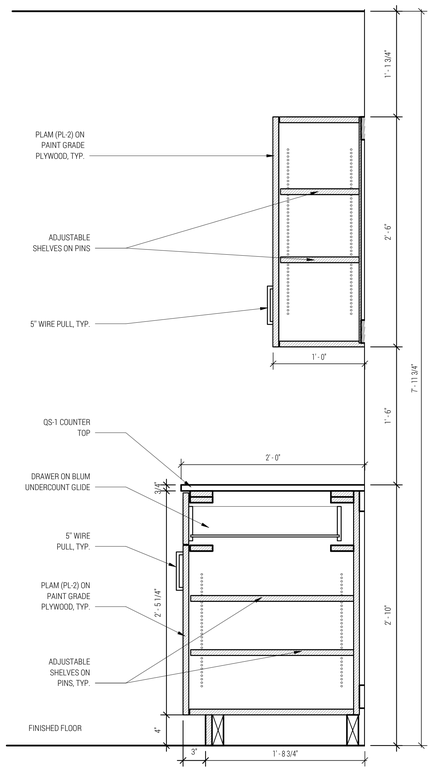

2 UPPER WITH CABINET BELOW, TYP.
SCALE: 1 1/2" = 1'-0"

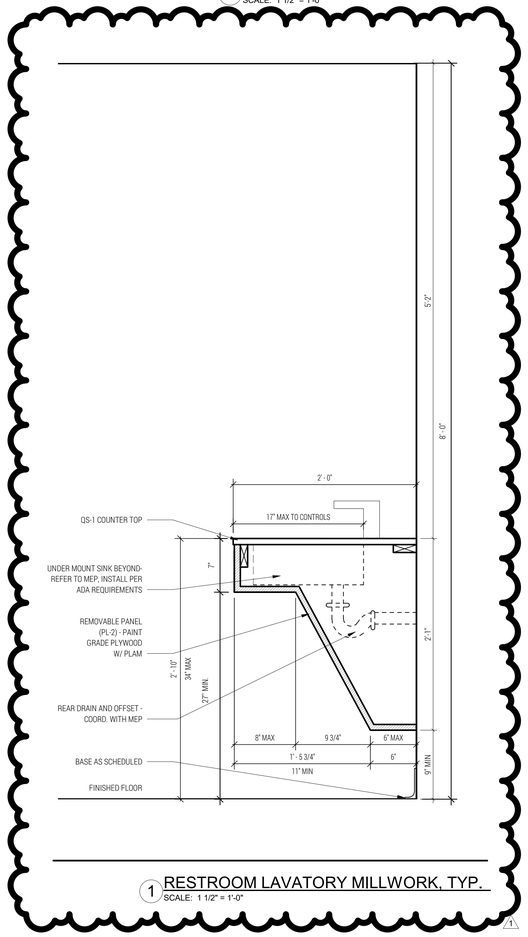

1 RESTROOM LAVATORY MILLWORK, TYP.
SCALE: 1 1/2" = 1'-0"

studio | steinbomer
ARCHITECTURE & INTERIORS
1400 S CONGRESS AVE. SUITE B202
AUSTIN, TX 78704
T: 512.479.0022
F: 512.477.4498
www.steinbomer.com

REGISTERED ARCHITECT
JED C. DUNN
17923
STATE OF TEXAS
10.29.20

VARIOUS REMODELS FOR THE WILLIAMSON CO. JUSTICE CTR

405 MARTIN LUTHER KING DRIVE,GEORGETOWN, TEXAS. 78626

ASI-1 - 10.29.2020

DATE:	07.21.20
DRAWN:	JV, JD, WL, MG
SCALE:	AS NOTED

No.	Description	Date
1	ASI-1	10.29.2020

MILLWORK DETAILS

A-502

DocuSign Envelope ID: BD1DD069-6BDB-4467-BAD0-FCE7745DF3ED

GENERAL NOTE

ANY 2X WOOD FRAMING OR BLOCKING TO BE FIRE TREATED

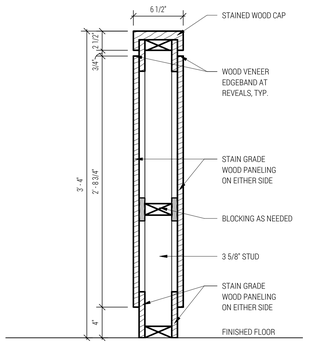

7 GALLERY RAIL, TYP.
SCALE: 1 1/2" = 1'-0"

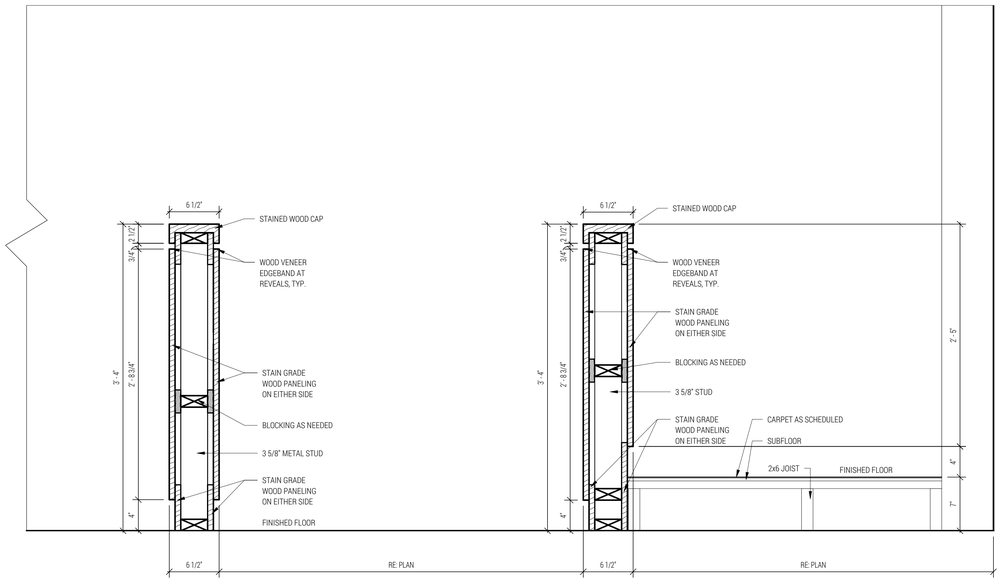

6 JURY BOX, TYP.
SCALE: 1 1/2" = 1'-0"

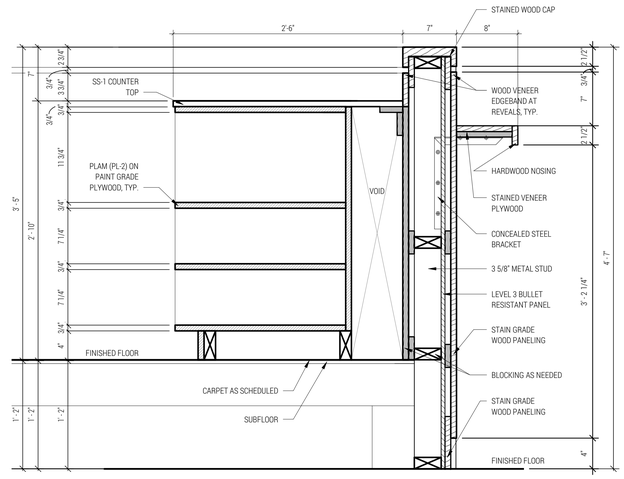

5 JUDGE'S BENCH - OPEN SHELVING
SCALE: 1 1/2" = 1'-0"

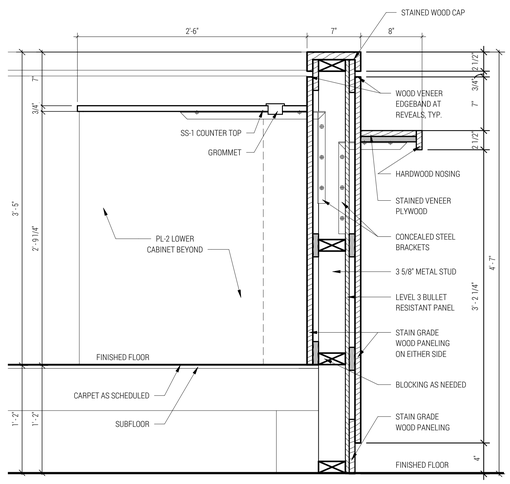

4 JUDGE'S BENCH - COUNTER
SCALE: 1 1/2" = 1'-0"

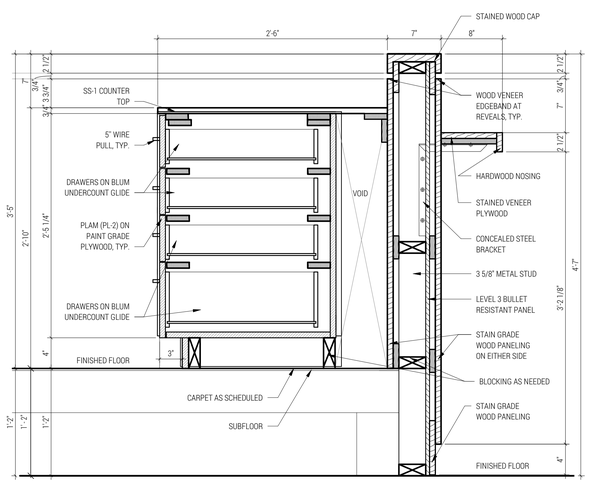

NOTE: CONTRACTOR TO PROVIDE MOCK-UP OF JUDGE'S BENCH FOR REVIEW AND APPROVAL PRIOR TO FINAL INSTALLATION

3 JUDGE'S BENCH - DRAWERS
SCALE: 1 1/2" = 1'-0"

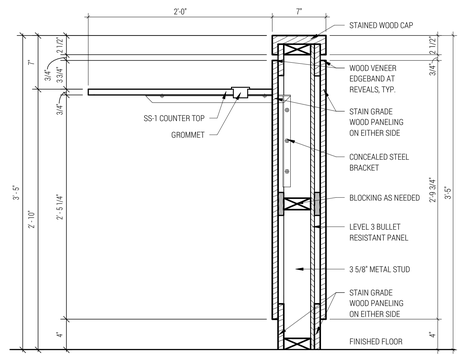

2 DEPUTY CLERK/WITNESS BENCHES, TYP.
SCALE: 1 1/2" = 1'-0"

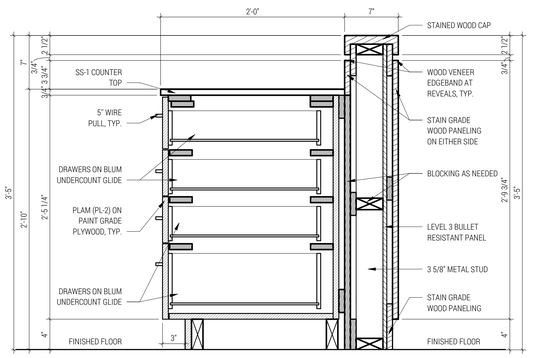

1 DEPUTY CLERK/WITNESS BENCHES W/DRAWERS, TYP.
SCALE: 1 1/2" = 1'-0"

REGISTERED ARCHITECT
JED E. DUNN
17923
STATE OF TEXAS
10.29.20

studio steinbomer
ARCHITECTURE & INTERIORS
1400 S CONGRESS AVE. SUITE B202
AUSTIN, TX 78704
T: 512.479.0022
F: 512.477.4498
www.steinbomer.com

VARIOUS REMODELS FOR THE
WILLIAMSON CO. JUSTICE CTR
405 MARTIN LUTHER KING DRIVE, GEORGETOWN, TEXAS. 78626

ASI-1 - 10.29.2020

DATE:	07.21.20
DRAWN:	JV, JD, WL, MG
SCALE:	AS NOTED

No.	Description	Date

MILLWORK DETAILS

A-503

DocuSign Envelope ID: BD1DD069-6BDB-4467-BAD0-FCE7745DF3ED

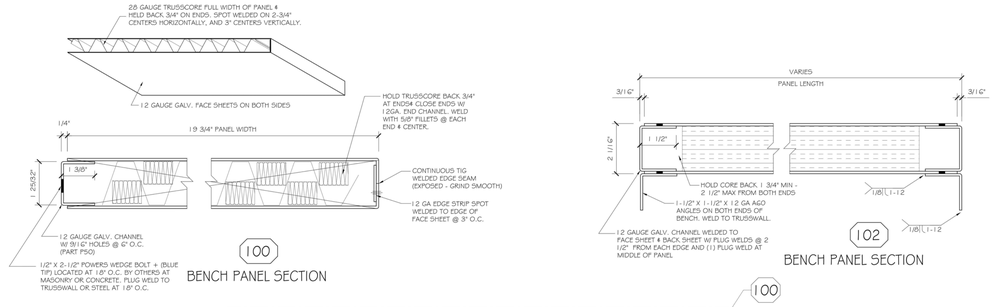

6 BENCH DETAILS

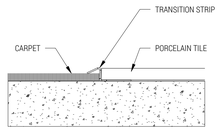

5 FLOORING TRANSITIONS
SCALE: 6" = 1'-0"

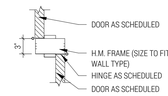

CENTER MULLION (POST) OPPOSING LEAF DOOR

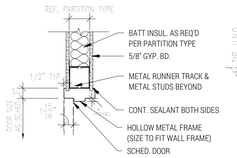

TYP. INTERIOR H.M. WALL HEAD

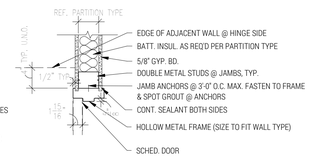

TYP. INTERIOR H.M. WALL JAMB

4 TYPICAL DOOR DETAILS
SCALE: 1" = 1'-0"

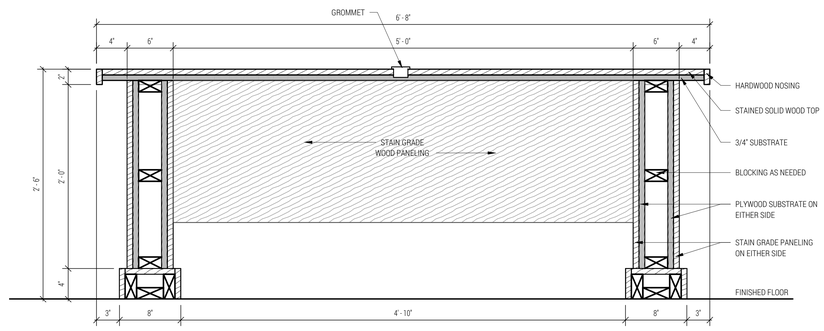

3 COUNCIL DESK, TYP.
SCALE: 1 1/2" = 1'-0"

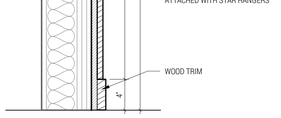

2 MILLLWORK ON EXISTING WALL 2, TYP.
SCALE: 1 1/2" = 1'-0"

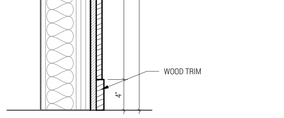

1 MILLWORK ON EXISTING WALL 1, TYP.
SCALE: 1 1/2" = 1'-0"

REGISTERED ARCHITECT
JED E. DURHAM
17923
STATE OF TEXAS
10.29.20

studio steinbomer
ARCHITECTURE & INTERIORS
1400 S CONGRESS AVE. SUITE B202
AUSTIN, TX 78704
T: 512.479.0022
F: 512.447.8698
www.steinbomer.com

VARIOUS REMODELS FOR THE
WILLIAMSON CO. JUSTICE CTR
405 MARTIN LUTHER KING DRIVE,GEORGETOWN, TEXAS. 78626

ASI-1 - 10.29.2020

DATE:	07.21.20
DRAWN:	JV, JD, WL, MG
SCALE:	AS NOTED

No.	Description	Date
1	ASI-1	10.29.2020

MILLWORK DETAILS

A-504

DocuSign Envelope ID: BD1DD069-6BDB-4467-BAD0-FCE7745DF3ED

2 TYPICAL INTERIOR DOOR PLACEMENT
SCALE: 1/2" = 1'-0"

GLASS TYPE LEGEND	
ABBREVIATION	TYPE
TG	CLEAR, TEMPERED, SINGLE-GLAZED - 1/4" THICK
SG	SECURITY GLAZING- LAMINATED POLYCARBONATE
IG	DOUBLE GLAZED INSULATED GLASS = TOTAL 1" THICK, SOUND SEALED BOTH SIDES
FG	FIRE GLASS

12 - EXISTING FLUSH SOLID CORE WOOD DOOR EXISTING FINISH FURNISH W/ .25" THICK, CLEAR VIEW LITE IN METAL FRAME

11 - ALUMINUM AND GLASS STOREFRONT

10 - METAL DETENTION SECURITY DOOR - PAINTED STEEL FRAME

9 - METAL DETENTION SECURITY DOOR W/ DETENTION GLASS VIEW LITE

8 - METAL DETENTION SECURITY DOOR W/ HALF LITE

7 - METAL DETENTION SECURITY DOOR

6 - WOOD DOUBLE SLIDING DOOR

5 - SINGLE DIRECTION SWING WOOD HALF DOUBLE DOOR

4 - SOLID CORE WOOD DOUBLE DOOR

3 - SOLID CORE WOOD DOOR W/VIEW LITE

2 - SOLID CORE WOOD DOOR W/ FULL LITE

1 - SINGLE SWING SOLID CORE WOOD DOOR

1 DOOR TYPES
SCALE: 3/8" = 1'-0"

HARDWARE FINISHES TO MATCH ADJACENT DOORS IN THE AREA. CONTRACTOR TO CONFIRM FINISHES OF THE HARDWARE WITH EXISTING FIELD CONDITIONS.

HARDWARE GROUP NO. 000
FOR USE ON DOOR #(S):

204	205	206	207	208	212
213	214	220	221	222	223
224	225	226	234	235	236
237	238	239	244	245	246
247	248	249	250	255	256
257	259	260			

PROVIDE EACH DOOR(S) WITH THE FOLLOWING:
QTY DESCRIPTION CATALOG NUMBER MFR
EXISTING HARDWARE TO REMAIN
GENERAL CONTRACTOR TO VERIFY IN FIELD PRIOR TO BID DATE THAT ALL EXISTING HARDWARE OPERATES PROPERLY. IF ANY OF THE EXISTING HARDWARE DOES NOT OPERATE PROPERLY INCLUDE PRICE IN PROPOSAL TO REPLACE. NOTIFY ARCHITECT IMMEDIATELY OF ANY DEFICIENCY. IN SUBMITTAL PROVIDE NAME, COMPANY AND DATE OF FIELD VERIFICATION

HARDWARE GROUP NO. 001
FOR USE ON DOOR #(S):
122 123 127D 127E 127G 129A
129B
PROVIDE EACH DOOR(S) WITH THE FOLLOWING:
QTY DESCRIPTION CATALOG NUMBER MFR
ALL HARDWARE BY DETENTION DOOR AND FRAME MANUFACTURER.
7 10120AE SOLENOID OPERATED ELEC-MECH DEADLATCH (OR SIMILAR) SOUTHERN FOLGER

HARDWARE GROUP NO. 002
FOR USE ON DOOR #(S):
121B
PROVIDE EACH DOOR(S) WITH THE FOLLOWING:

QTY		DESCRIPTION	CATALOG NUMBER	MFR
4	EA	SPRING HINGE	3SP1 4.5 X 4.5	IVE

HARDWARE GROUP NO. 101
FOR USE ON DOOR #(S):
301A 301B
PROVIDE EACH DOOR(S) WITH THE FOLLOWING:

QTY		DESCRIPTION	CATALOG NUMBER	MFR
3	EA	HINGE	5BB1 4.5 X 4.5	IVE
1	EA	OFFICE LOCK	45H-7-A-16H	BES
1	EA	SURFACE CLOSER	4040XP RW/PA AS REQ	LCN
1	EA	KICK PLATE	8400 10" X 2" LDW B-CS	IVE
1	EA	WALL STOP	WS406/407CCV	IVE
3	EA	SILENCER	SR64	IVE

HARDWARE GROUP NO. 101F
FOR USE ON DOOR #(S):
127F
PROVIDE EACH DOOR(S) WITH THE FOLLOWING:

QTY		DESCRIPTION	CATALOG NUMBER	MFR
3	EA	HINGE	5BB1 4.5 X 4.5 NRP	IVE
1	EA	OFFICE LOCK	45H-7-A-16H	BES
1	EA	SURFACE CLOSER	4040XP RW/PA AS REQ	LCN
1	EA	KICK PLATE	8400 10" X 2" LDW B-CS	IVE
1	EA	FLOOR STOP	FS410	IVE
3	EA	SILENCER	SR64	IVE

HARDWARE GROUP NO. 101FR
FOR USE ON DOOR #(S):
125B
PROVIDE EACH DOOR(S) WITH THE FOLLOWING:

QTY		DESCRIPTION	CATALOG NUMBER	MFR
3	EA	HINGE	5BB1 4.5 X 4.5	IVE
1	EA	OFFICE LOCK	45H-7-A-16H	BES
1	EA	SURFACE CLOSER	4040XP RW/PA AS REQ	LCN
1	EA	KICK PLATE	8400 10" X 2" LDW B-CS	IVE
1	EA	FLOOR STOP	FS410	IVE
1	EA	GASKETING	188S H & J	ZER

HARDWARE GROUP NO. 101R
FOR USE ON DOOR #(S):
125
PROVIDE EACH DOOR(S) WITH THE FOLLOWING:

QTY		DESCRIPTION	CATALOG NUMBER	MFR
3	EA	HINGE	5BB1 4.5 X 4.5	IVE
1	EA	OFFICE LOCK	45H-7-A-16H	BES
1	EA	SURFACE CLOSER	4040XP RW/PA AS REQ	LCN
1	EA	KICK PLATE	8400 10" X 2" LDW B-CS	IVE
1	EA	WALL STOP	WS406/407CCV	IVE
1	EA	GASKETING	188S H & J	ZER

HARDWARE GROUP NO. 103
FOR USE ON DOOR #(S):
104 105 106 127A 127B 127C
203 209 211 218 219 254
254
PROVIDE EACH DOOR(S) WITH THE FOLLOWING:

QTY		DESCRIPTION	CATALOG NUMBER	MFR
3	EA	HINGE	5BB1 4.5 X 4.5	IVE
1	EA	OFFICE LOCK	45H-7-A-16H	BES
1	EA	WALL STOP	WS406/407CCV	IVE
3	EA	SILENCER	SR64	IVE

HARDWARE GROUP NO. 103A
FOR USE ON DOOR #(S):
210
PROVIDE EACH DOOR(S) WITH THE FOLLOWING:

QTY		DESCRIPTION	CATALOG NUMBER	MFR
3	EA	HINGE	5BB1 4.5 X 4.5	IVE
1	EA	OFFICE LOCK	45H-7-A-16H	BES
1	EA	WALL STOP	WS406/407CCV	IVE

HARDWARE GROUP NO. 103F
FOR USE ON DOOR #(S):
110 114
PROVIDE EACH DOOR(S) WITH THE FOLLOWING:

QTY		DESCRIPTION	CATALOG NUMBER	MFR
3	EA	HINGE	5BB1 4.5 X 4.5	IVE
1	EA	OFFICE LOCK	45H-7-A-16H	BES
1	EA	FLOOR STOP	FS410	IVE
3	EA	SILENCER	SR64	IVE

HARDWARE GROUP NO. 203
FOR USE ON DOOR #(S):
132
PROVIDE EACH DOOR(S) WITH THE FOLLOWING:

QTY		DESCRIPTION	CATALOG NUMBER	MFR
3	EA	HINGE	5BB1 4.5 X 4.5	IVE
1	EA	STOREROOM LOCK	45H-7-D-16H	BES
1	EA	WALL STOP	WS406/407CCV	IVE
3	EA	SILENCER	SR64	IVE

HARDWARE GROUP NO. 212S
FOR USE ON DOOR #(S):
231
PROVIDE EACH DOOR(S) WITH THE FOLLOWING:

QTY		DESCRIPTION	CATALOG NUMBER	MFR
6	EA	HINGE	5BB1 4.5 X 4.5 NRP	IVE
1	SET	CONST LATCHING BOLT	FB51P/FB61P AS REQ	IVE
1	EA	DUST PROOF STRIKE	DP2	IVE
1	EA	STOREROOM LOCK	45H-7-D-16H	BES
2	EA	OH STOP	90S X SIZE AS REQ	GLY

HARDWARE GROUP NO. 303
FOR USE ON DOOR #(S):
128
PROVIDE EACH DOOR(S) WITH THE FOLLOWING:

QTY		DESCRIPTION	CATALOG NUMBER	MFR
3	EA	HINGE	5BB1 4.5 X 4.5	IVE
1	EA	PRIVACY LOCK	45H-0-L-16H	BES
1	EA	WALL STOP	WS406/407CCV	IVE
3	EA	SILENCER	SR64	IVE

HARDWARE GROUP NO. 341
FOR USE ON DOOR #(S):
102 230 232
PROVIDE EACH DOOR(S) WITH THE FOLLOWING:

QTY		DESCRIPTION	CATALOG NUMBER	MFR
3	EA	HINGE	5BB1 4.5 X 4.5	IVE
1	EA	PRIVACY LOCK	45H-0-L-16H-VIT	BES
1	EA	SURFACE CLOSER	4040XP RW/PA AS REQ	LCN
1	EA	KICK PLATE	8400 10" X 2" LDW B-CS	IVE
1	EA	WALL STOP	WS406/407CCV	IVE
1	EA	GASKETING	188S H & J	ZER

HARDWARE GROUP NO. 401R
FOR USE ON DOOR #(S):
230B
PROVIDE EACH DOOR(S) WITH THE FOLLOWING:

QTY		DESCRIPTION	CATALOG NUMBER	MFR
3	EA	HINGE	5BB1 4.5 X 4.5	IVE
1	EA	PASSAGE LATCH	45H-0-N-16H	BES
1	EA	SURFACE CLOSER	4040XP RW/PA AS REQ	LCN
1	EA	KICK PLATE	8400 10" X 2" LDW B-CS	IVE
1	EA	WALL STOP	WS406/407CCV	IVE
1	EA	GASKETING	188S H & J	ZER

HARDWARE GROUP NO. 501A
FOR USE ON DOOR #(S):
201
PROVIDE EACH DOOR(S) WITH THE FOLLOWING:

QTY		DESCRIPTION	CATALOG NUMBER	MFR
3	EA	HINGE	5BB1 4.5 X 4.5	IVE
1	EA	CLASSROOM LOCK	45H-7-R-16H	BES
1	EA	SURFACE CLOSER	4040XP RW/PA AS REQ	LCN
1	EA	WALL STOP	WS406/407CCV	IVE

HARDWARE GROUP NO. 501R
FOR USE ON DOOR #(S):
261
PROVIDE EACH DOOR(S) WITH THE FOLLOWING:

QTY		DESCRIPTION	CATALOG NUMBER	MFR
3	EA	HINGE	5BB1 4.5 X 4.5	IVE
1	EA	CLASSROOM LOCK	45H-7-R-16H	BES
1	EA	SURFACE CLOSER	4040XP RW/PA AS REQ	LCN
1	EA	KICK PLATE	8400 10" X 2" LDW B-CS	IVE
1	EA	WALL STOP	WS406/407CCV	IVE
1	EA	GASKETING	188S H & J	ZER

HARDWARE GROUP NO. 701T
FOR USE ON DOOR #(S):
121C
PROVIDE EACH DOOR(S) WITH THE FOLLOWING:

QTY		DESCRIPTION	CATALOG NUMBER	MFR
4	EA	HINGE	5BB1HW 4.5 X 4.5 NRP	IVE
1	EA	PANIC HARDWARE	98-L-07	VON
1	EA	RIM CYLINDER	1E72	BES
1	EA	SURFACE CLOSER	4040XP RW/PA AS REQ	LCN
1	EA	KICK PLATE	8400 10" X 2" LDW B-CS	IVE
1	EA	WALL STOP	WS406/407CCV	IVE
4	EA	SILENCER	SR64	IVE

HARDWARE GROUP NO. 903
FOR USE ON DOOR #(S):
126
PROVIDE EACH DOOR(S) WITH THE FOLLOWING:

QTY		DESCRIPTION	CATALOG NUMBER	MFR
1	SET	BYPASS DOOR HARDWARE	138F X SIZE AS REQ	JOH
2	EA	ADA FLUSH PULL	BF97	ROC

DOOR SCHEDULE

DOOR NO.	TYPE	Description	UNIT SIZE	FRAME TYPE	FINISH	Hardware	COMMENTS
COUNTY ATTORNEY							
102	1	SOLID CORE WOOD DOOR	3' - 0" X 7' - 0"	HM	MATCH EXISTING	341	
104	2	SOLID CORE WOOD DOOR W/ FULL LITE	3' - 0" X 7' - 0"	HM	MATCH EXISTING	103	
105	2	SOLID CORE WOOD DOOR W/ FULL LITE	3' - 0" X 7' - 0"	HM	MATCH EXISTING	103	
106	2	SOLID CORE WOOD DOOR W/ FULL LITE	3' - 0" X 7' - 0"	HM	MATCH EXISTING	103	
DISTRICT CLERK							
110	3	SOLID CORE WOOD DOOR W/ VIEW LITE	3' - 0" X 7' - 0"	HM	MATCH EXISTING	103F	
114	1	SOLID CORE WOOD DOOR	3' - 0" X 7' - 0"	HM	MATCH EXISTING	103F	
COURT							
121B	5	SINGLE DIRECTION SWING WOOD HALF DOUBLE DOOR	5' - 8" X 3' - 0"		MATCH EXISTING	002	
121C	1	SOLID CORE WOOD DOOR	3' - 0" X 8' - 0"	HM		701T	
122	10	METAL SECURITY DOOR	3' - 0" X 7' - 0"	HM		001	DETENTION DOOR & HARDWARE
123	10	METAL SECURITY DOOR	3' - 0" X 7' - 0"	HM		001	DETENTION DOOR & HARDWARE
127D	8	METAL SECURITY DOOR W/ HALF LITE	3' - 0" X 7' - 0"	HM		001	90 MIN. RATED DETENTION DOOR & HARDWARE
127E	9	METAL SECURITY DOOR W/ VIEW LITE	3' - 0" X 7' - 0"	HM		001	45 MIN. FIRE RATED DETENTION DOOR & HARDWARE
127F	1	SOLID CORE WOOD DOOR	3' - 0" X 6' - 10"	HM		101F	CONCEALED HINGE & HW FROM COURT ROOM SIDE
127G	9	METAL SECURITY DOOR W/ VIEW LITE	3' - 0" X 7' - 0"	HM		001	45 MIN. FIRE RATED DETENTION DOOR & HARDWARE
128	1	SOLID CORE WOOD DOOR	3' - 0" X 7' - 0"	HM	MATCH EXISTING	303	
129A	7	METAL SECURITY DOOR	3' - 0" X 8' - 0"	HM		001	90 MIN. RATED DETENTION DOOR & HARDWARE
129B	8	METAL SECURITY DOOR W/ HALF LITE	3' - 0" X 7' - 0"	HM		001	DETENTION DOOR & HARDWARE
132	1	SOLID CORE WOOD DOOR	3' - 0" X 7' - 0"	HM	MATCH EXISTING	203	
DISTRICT ATTORNEY							
201	11	ALUMINUM & GLASS STOREFRONT DOOR	3' - 0" X 7' - 10"			501A	
203	2	SOLID CORE WOOD DOOR W/ FULL LITE	3' - 0" X 7' - 0"	HM	MATCH EXISTING	103	
204	12	EXISTING	3' - 0" X 7' - 0"		EXISTING	000	EXISTING DOOR TO BE FITTED W/ LITE
205	12	EXISTING	3' - 0" X 7' - 0"		EXISTING	000	EXISTING DOOR TO BE FITTED W/ LITE
206	12	EXISTING	3' - 0" X 7' - 0"		EXISTING	000	EXISTING DOOR TO BE FITTED W/ LITE
207	12	EXISTING	3' - 0" X 7' - 0"		EXISTING	000	EXISTING DOOR TO BE FITTED W/ LITE
208	12	EXISTING	3' - 0" X 7' - 0"		EXISTING	000	EXISTING DOOR TO BE FITTED W/ LITE
209	12	EXISTING	3' - 0" X 7' - 0"		EXISTING	103	EXISTING DOOR TO BE FITTED W/ LITE
210	11	ALUMINUM & GLASS STOREFRONT DOOR	3' - 0" X 7' - 0 1/32"			103A	
211	12	EXISTING	3' - 0" X 7' - 0"		EXISTING	103	EXISTING DOOR TO BE FITTED W/ LITE
212	12	EXISTING	3' - 0" X 7' - 0"		EXISTING	000	EXISTING DOOR TO BE FITTED W/ LITE
213	12	EXISTING	3' - 0" X 7' - 0"		EXISTING	000	EXISTING DOOR TO BE FITTED W/ LITE
214	12	EXISTING	3' - 0" X 7' - 0"		EXISTING	000	EXISTING DOOR TO BE FITTED W/ LITE
218	12	EXISTING	3' - 0" X 7' - 0"		EXISTING	103	EXISTING DOOR TO BE FITTED W/ LITE
219	12	EXISTING	3' - 0" X 7' - 0"		EXISTING	103	EXISTING DOOR TO BE FITTED W/ LITE
220	12	EXISTING	3' - 0" X 7' - 0"		EXISTING	000	EXISTING DOOR TO BE FITTED W/ LITE
221	12	EXISTING	3' - 0" X 7' - 0"		EXISTING	000	EXISTING DOOR TO BE FITTED W/ LITE
222	12	EXISTING	3' - 0" X 7' - 0"		EXISTING	000	EXISTING DOOR TO BE FITTED W/ LITE
223	12	EXISTING	3' - 0" X 7' - 0"		EXISTING	000	EXISTING DOOR TO BE FITTED W/ LITE
224	12	EXISTING	3' - 0" X 7' - 0"		EXISTING	000	EXISTING DOOR TO BE FITTED W/ LITE
225	12	EXISTING	3' - 0" X 7' - 0"		EXISTING	000	EXISTING DOOR TO BE FITTED W/ LITE
226	12	EXISTING	3' - 0" X 7' - 0"		EXISTING	000	EXISTING DOOR TO BE FITTED W/ LITE
230	1	SOLID CORE WOOD DOOR	3' - 0" X 7' - 0"	HM	MATCH EXISTING	341	
230B	1	SOLID CORE WOOD DOOR	3' - 0" X 7' - 0"	HM	MATCH EXISTING	401R	
231	4	SOLID CORE WOOD DOUBLE DOOR	5' - 0" X 7' - 0"	HM	MATCH EXISTING	212S	
232	1	SOLID CORE WOOD DOOR	3' - 0" X 7' - 0"	HM	MATCH EXISTING	341	
234	12	EXISTING	3' - 0" X 7' - 0"		EXISTING	000	EXISTING DOOR TO BE FITTED W/ LITE
235	12	EXISTING	3' - 0" X 7' - 0"		EXISTING	000	EXISTING DOOR TO BE FITTED W/ LITE
236	12	EXISTING	3' - 0" X 7' - 0"		EXISTING	000	EXISTING DOOR TO BE FITTED W/ LITE
237	12	EXISTING	3' - 0" X 7' - 0"		EXISTING	000	EXISTING DOOR TO BE FITTED W/ LITE
238	12	EXISTING	3' - 0" X 7' - 0"		EXISTING	000	EXISTING DOOR TO BE FITTED W/ LITE
239	12	EXISTING	3' - 0" X 7' - 0"		EXISTING	000	EXISTING DOOR TO BE FITTED W/ LITE
244	12	EXISTING	3' - 0" X 7' - 0"		EXISTING	000	EXISTING DOOR TO BE FITTED W/ LITE
245	12	EXISTING	3' - 0" X 7' - 0"		EXISTING	000	EXISTING DOOR TO BE FITTED W/ LITE
246	12	EXISTING	3' - 0" X 7' - 0"		EXISTING	000	EXISTING DOOR TO BE FITTED W/ LITE
247	12	EXISTING	3' - 0" X 7' - 0"		EXISTING	000	EXISTING DOOR TO BE FITTED W/ LITE
248	12	EXISTING	3' - 0" X 7' - 0"		EXISTING	000	EXISTING DOOR TO BE FITTED W/ LITE
249	12	EXISTING	3' - 0" X 7' - 0"		EXISTING	000	EXISTING DOOR TO BE FITTED W/ LITE
250	12	EXISTING	3' - 0" X 7' - 0"		EXISTING	000	EXISTING DOOR TO BE FITTED W/ LITE
253	12	EXISTING	3' - 0" X 7' - 0"		EXISTING	103	EXISTING DOOR TO BE FITTED W/ LITE
254	12	EXISTING	3' - 0" X 7' - 0"		EXISTING	103	EXISTING DOOR TO BE FITTED W/ LITE
255	12	EXISTING	3' - 0" X 7' - 0"		EXISTING	000	EXISTING DOOR TO BE FITTED W/ LITE
256	12	EXISTING	3' - 0" X 7' - 0"		EXISTING	000	EXISTING DOOR TO BE FITTED W/ LITE
257	12	EXISTING	3' - 0" X 7' - 0"		EXISTING	000	EXISTING DOOR TO BE FITTED W/ LITE
259	12	EXISTING	3' - 0" X 7' - 0"		EXISTING	000	EXISTING DOOR TO BE FITTED W/ LITE
260	12	EXISTING	3' - 0" X 7' - 0"		EXISTING	000	EXISTING DOOR TO BE FITTED W/ LITE
261	1	SOLID CORE WOOD DOOR	3' - 0" X 7' - 0"	HM		501R	45 MIN. FIRE RATED
MAIN DISTRIBUTION FRAME							
301A	1	SOLID CORE WOOD DOOR	3' - 0" X 7' - 0"	HM	MATCH EXISTING	101	CLOSER
301B	1	SOLID CORE WOOD DOOR	3' - 0" X 7' - 0"	HM	MATCH EXISTING	101	CLOSER

3

studio | steinbomer
ARCHITECTURE & INTERIORS
1400 S CONGRESS AVE. SUITE B202
AUSTIN, TX 78704
T: 512.479.0022
F: 512.477.4668
www.steinbomer.com

VARIOUS REMODELS FOR THE
WILLIAMSON CO. JUSTICE CTR
405 MARTIN LUTHER KING DRIVE,GEORGETOWN, TEXAS. 78626

ASI-3 - 02.09.2021

DATE: 07.21.20
DRAWN: JV, JD, WL, MG
SCALE: AS NOTED

No.	Description	Date
3	ASI -3	02.09.2021

DOOR SCHEDULE

A-601

DocuSign Envelope ID: BD1DD069-6BDB-4467-BAD0-FCE7745DF3ED

GLASS TYPE LEGEND	
ABBREVIATION	TYPE
TG	CLEAR, TEMPERED, SINGLE-GLAZED - 1/4" THICK
SG	SECURITY GLAZING- LAMINATED POLYCARBONATE
IG	DOUBLE GLAZED INSULATED GLASS = TOTAL 1" THICK, SOUND SEALED BOTH SIDES
FG	FIRE GLASS

WINDOW SCHEDULE

TYPE	UNIT SIZE	COUNT	MODEL	LOCATION
AA	3' - 0" X 4' - 0"	1		LEVEL ONE - NEW OFFICE 104
BB	3' - 8" X 4' - 0"	1		LEVEL ONE - NEW OFFICE 118
BB	3' - 8" X 4' - 0"	1		LEVEL TWO - SECRETARY 218
BB	3' - 8" X 4' - 0"	1		LEVEL TWO - CONFERENCE 219

STOREFRONT SCHEDULE

TYPE MARK	UNIT SIZE	DESCRPTION	LOCATION
CC	13' - 6 1/2" X 7' - 2 1/32"		LEVEL TWO - CONFERENCE 210
DD	13' - 6 1/2" X 8' - 0"		LEVEL TWO - EMPLOYEE BREAKROOM 201

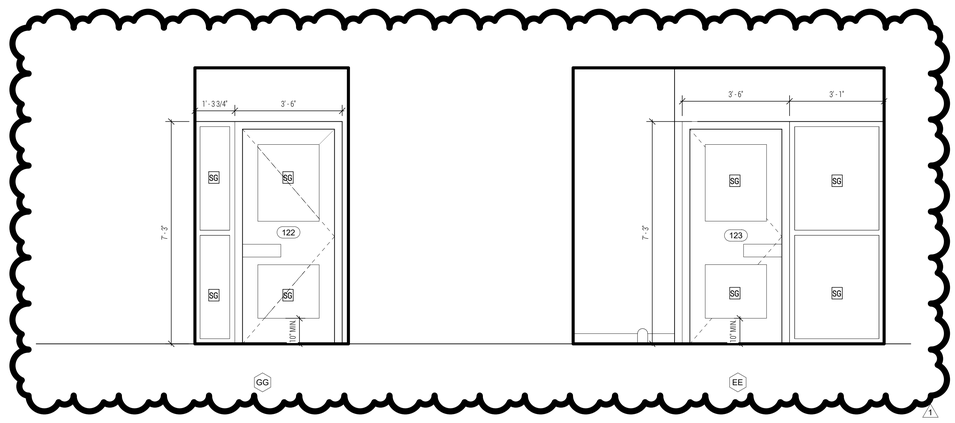

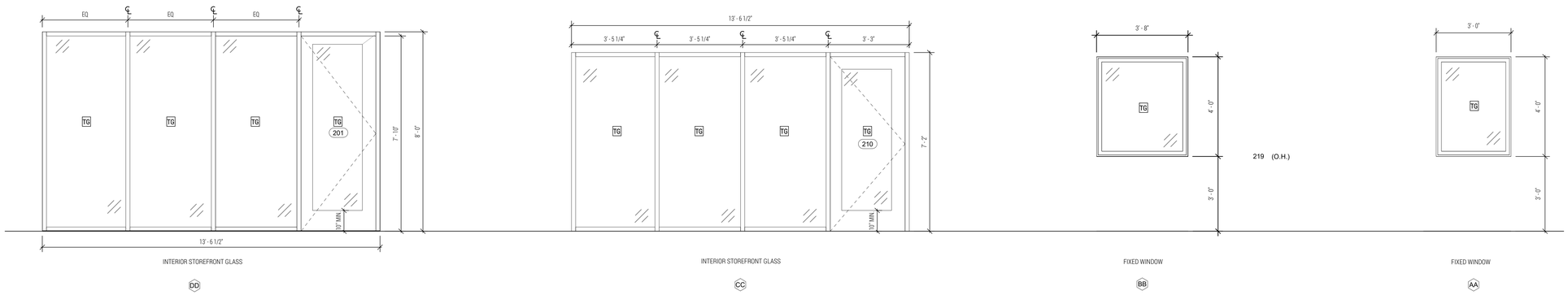

1 WINDOW LEGEND
SCALE: 1/2" = 1'-0"

studio steinbomer
ARCHITECTURE & INTERIORS
1400 S CONGRESS AVE. SUITE B202
AUSTIN, TX 78704
T: 512.479.0022
F: 512.477.4498
www.steinbomer.com

REGISTERED ARCHITECT
JED E. DUNN
17923
STATE OF TEXAS
10.29.20

VARIOUS REMODELS FOR THE
WILLIAMSON CO. JUSTICE CTR
405 MARTIN LUTHER KING DRIVE,GEORGETOWN, TEXAS. 78626

ASI-1 - 10.29.2020

DATE:	07.21.20
DRAWN:	JV, JD, WL, MG
SCALE:	AS NOTED

No.	Description	Date
1	ASI-1	10.29.2020

WINDOW SCHEDULE

A-602

DocuSign Envelope ID: BD1DD069-6BDB-4467-BAD0-FCE7745DF3ED

MARK	FINISH MATERIALS TYPE	LOCATION	MANUFACTURER	COLLECTION/ STYLE	STYLE #/ SIZE	COLOR /FINSH	COLOR #	NOTE
	FLOOR SURFACES							
CPT-1	CARPET TILE	JURY CALL/JUDGE QTR/OFFICES/HALLS/COURTROOMS	CITY CENTRAL LINE	EARTHY	5T175	EARTHY	72761	
T-1	PORCELAIN TILE	RESTROOMS	DALTILE	ASSEMBLE STONE ATTACHE	COLORBODY	MAGISTRATE	AS11	
LVT-1	LUXURY VINYL PLANK	BREAKROOM/NEW CONFERENCE	PATCRAFT	WOOD PLANX		AGED MAPLE	#00540	
EXY-1	PAINTED EPOXY	HOLDING CELLS/SERVER ROOM					TBD	PROVIDE SAMPLES
	PAINT AND WALL FINISHES							
PNT-0	EXISTING TO REMAIN	REPAINT/ TOUCH UP AS NEEDED						
PNT-1	PAINT	COURTROOMS/OFFICES/HALLS/HOLDING CELLS/ADJ. SURFACES	SW	REPOSE GREY OR MINDFUL GREY		SATIN FINISH	7015, 7016	PROVIDE SAMPLES
PNT-2	PAINT	RESTROOMS	SW	PEDIMENT		SATIN FINISH	7634	
WT-1	CERAMIC WALL TILE	RESTROOMS	DALTILE	KEYSTONES	MOSAIC	WHEAT BLEND	DK11	
WP-1	WOOD PANELS	COURTROOMS	REFER TO INTERIOR/DETAILS			WHITE OAK, STAINED TO MATCH EXISTING		PROVIDE SAMPLES
RB-1	VINYL BASE	COURTROOMS/OFFICES/HALLS	ROPPE				TBD	
WB-1	STAINED WOOD BASE	COURTROOMS	REFER TO INTERIOR/DETAILS			WHITE OAK, STAINED TO MATCH EXISTING		PROVIDE SAMPLES
TB-1	TILE BASE	RESTROOMS	DALTILE	KEYSTONES	BUILD UP BASE - MB5	DESERT GRAY - 5x12	D014	
AWC-1	ACOUSTIC WALL COVERING	COURTROOMS	GILFORD OF MAINE				TBD	
	SURFACES							
PL-1	COMPACT LAMINATE	RESTROOM TOILET PARTITIONS	WILSONART	STANDARD LAMINATE	4878-38	PEWTER MESH	FINE VELVET FINISH	
PL-2	PLASTIC LAMINATE	MILLWORK FRONTS	WILSONART	WOODGRAINS	7921-38	TUSCAN WALNUT	FINE VELVET FINISH	
QS-1	QUARTZ SURFACE	MILLWORK COUNTER TOPS	WILSONART	HAIDA	Q4008	QUARTZ		
SS-1	SOLID SURFACE	JURY CALL BENCH/JUDGE'S BENCH	WILLSONART	HOT STONE	9201GS	SOLID SURFACE		
	FURNISHINGS							
CT-1	COUNSEL TABLES (3 QTY)	COURTROOM	REFER TO INTERIOR ELEVS					
CP-1	COURTROOM PEWS	COURTROOM	SAUDER	WORSHIP		AMBER ON SOLID RED OAK W/ LORNA I-CLEAN CEDAR	74	
CH-1	JURY SEATING	COURTROOM	SAUDER		532-1001	RED OAK OR EUROPEAN BEECH		
PWS-1	POWERED WINDOW SHADE	BREAKROOM/CONFERENCE AREA	DRAPER	MOTORIZED FLEX SHADE I/O AC				
MWS-1	MANUAL WINDOW SHADE	OFFICES/GENRAL AREA	DRAPER	CLUTCH OPERATED FLEX SHADE NEXD				
DB-1	MAGNETIC GLASS DRY ERASE BOARD	DISTRICT CLERK		QUARTET	WHITE			

LEGEND

- EXISTING WALL
- NEW WALL
- NOT IN SCOPE OF WORK
- 1 HOUR FIREWALL
- 2 HOUR FIREWALL
- X — NEW CONSTRUCTION KEYED NOTE
- X — PARTITION TYPES - REF. A-501

1 BASEMENT - JURY CALL FINISH PLAN
SCALE: 1/8" = 1'-0"

PLAN NORTH / TRUE NORTH

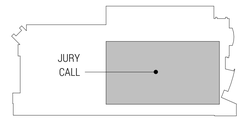

BASEMENT KEY PLAN

REGISTERED ARCHITECT
JED E. DUNN
17923
STATE OF TEXAS

studio steinbomer
ARCHITECTURE & INTERIORS
1405 S CONGRESS AVE. SUITE B202
AUSTIN, TX 78704
P: 512.479.0022
F: 512.477.4498
www.steinbomer.com

VARIOUS REMODELS FOR THE

WILLIAMSON CO. JUSTICE CTR

405 MARTIN LUTHER KING DRIVE,GEORGETOWN, TEXAS. 78626

ASI-3 - 02.09.2021

DATE:	07.21.20
DRAWN:	JV, JD, WL, MG
SCALE:	AS NOTED

No.	Description	Date
3	ASI -3	02.09.2021

ENLARGED FINISH PLANS

A-701

DocuSign Envelope ID: BD1DD069-6BDB-4467-BAD0-FCE7745DF3ED

MARK	TYPE	LOCATION	MANUFACTURER	COLLECTION/ STYLE	STYLE #/ SIZE	COLOR /FINSH	COLOR #	NOTE
	FINISH MATERIALS							
	FLOOR SURFACES							
CPT-1	CARPET TILE	JURY CALL/JUDGE QTR/OFFICES/HALLS/COURTROOMS	CITY CENTRAL LINE	EARTHY	5T175	EARTHY	72761	
T-1	PORCELAIN TILE	RESTROOMS	DALTILE	ASSEMBLE STONE ATTACHE	COLORBODY	MAGISTRATE	AS11	
LVT-1	LUXURY VINYL PLANK	BREAKROOM/NEW CONFERENCE	PATCRAFT	WOOD PLANX		AGED MAPLE	#00540	
EXY-1	PAINTED EPOXY	HOLDING CELLS/SERVER ROOM					TBD	PROVIDE SAMPLES
	PAINT AND WALL FINISHES							
PNT-0	EXISTING TO REMAIN	REPAINT/ TOUCH UP AS NEEDED						
PNT-1	PAINT	COURTROOMS/OFFICES/HALLS/HOLDING CELLS/ADJ. SURFACES	SW	REPOSE GREY OR MINDFUL GREY		SATIN FINISH	7015, 7016	PROVIDE SAMPLES
PNT-2	PAINT	RESTROOMS	SW	PEDIMENT		SATIN FINISH	7634	
WT-1	CERAMIC WALL TILE	RESTROOMS	DALTILE	KEYSTONES	MOSAIC	WHEAT BLEND	DK11	
WP-1	WOOD PANELS	COURTROOMS	REFER TO INTERIOR/DETAILS			WHITE OAK, STAINED TO MATCH EXISTING		PROVIDE SAMPLES
RB-1	VINYL BASE	COURTROOMS/OFFICES/HALLS	ROPPE				TBD	
WB-1	STAINED WOOD BASE	COURTROOMS	REFER TO INTERIOR/DETAILS			WHITE OAK, STAINED TO MATCH EXISTING		PROVIDE SAMPLES
TB-1	TILE BASE	RESTROOMS	DALTILE	KEYSTONES	BUILD UP BASE - MB5	DESERT GRAY - 5x12	D014	
AWC-1	ACOUSTIC WALL COVERING	COURTROOMS	GILFORD OF MAINE				TBD	
	SURFACES							
PL-1	COMPACT LAMINATE	RESTROOM TOILET PARTITIONS	WILSONART	STANDARD LAMINATE	4878-38	PEWTER MESH	FINE VELVET FINISH	
PL-2	PLASTIC LAMINATE	MILLWORK FRONTS	WILSONART	WOODGRAINS	7921-38	TUSCAN WALNUT	FINE VELVET FINISH	
QS-1	QUARTZ SURFACE	MILLWORK COUNTER TOPS	WILSONART	HAIDA	Q4008	QUARTZ		
SS-1	SOLID SURFACE	JURY CALL BENCH/JUDGE'S BENCH	WILLSONART	HOT STONE	9201GS	SOLID SURFACE		
	FURNISHINGS							
CT-1	COUNSEL TABLES (3 QTY)	COURTROOM	REFER TO INTERIOR ELEVS					
CP-1	COURTROOM PEWS	COURTROOM	SAUDER	WORSHIP		AMBER ON SOLID RED OAK W/ LORNA I-CLEAN CEDAR	74	
CH-1	JURY SEATING	COURTROOM	SAUDER		532-1001	RED OAK OR EUROPEAN BEECH		
PWS-1	POWERED WINDOW SHADE	BREAKROOM/CONFERENCE AREA	DRAPER	MOTORIZED FLEX SHADE I/O AC				
MWS-1	MANUAL WINDOW SHADE	OFFICES/GENRAL AREA	DRAPER	CLUTCH OPERATED FLEX SHADE NEXD				
DB-1	MAGNETIC GLASS DRY ERASE BOARD	DISTRICT CLERK		QUARTET	WHITE			

LEGEND

- EXISTING WALL
- NEW WALL
- NOT IN SCOPE OF WORK
- 1 HOUR FIREWALL
- 2 HOUR FIREWALL
- X — NEW CONSTRUCTION KEYED NOTE
- X — PARTITION TYPES - REF. A-501

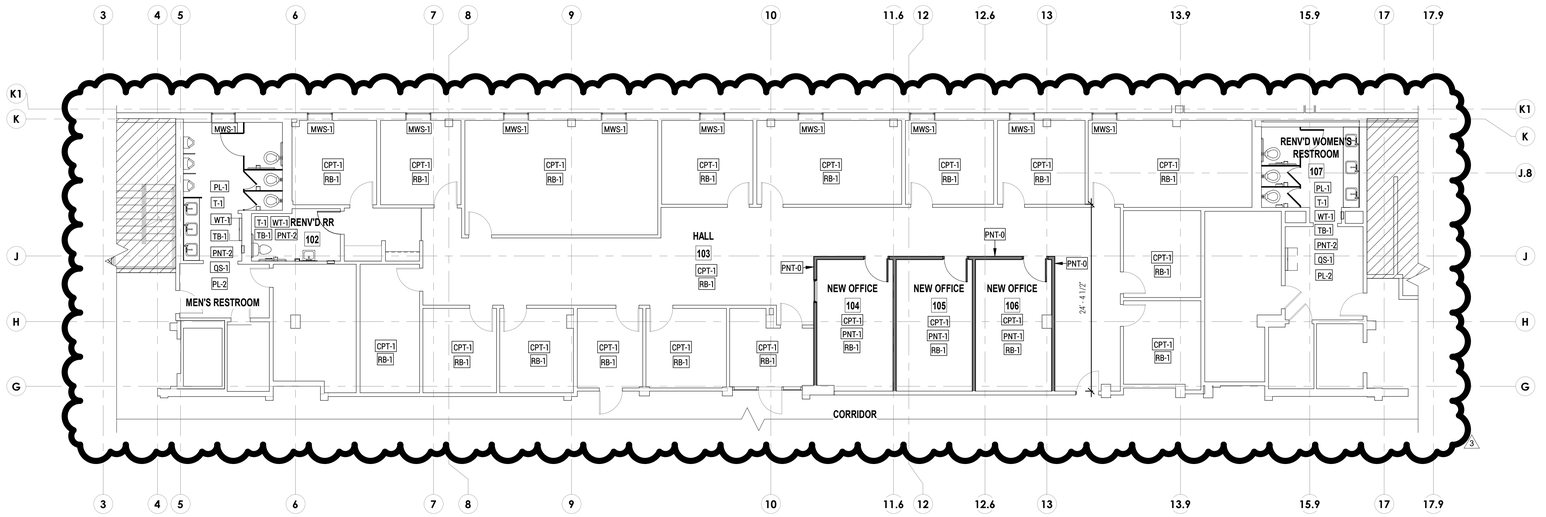

PLAN NORTH / TRUE NORTH

1 LEVEL 1 - COUNTY ATTORNEY FINISH PLAN
SCALE: 1/8" = 1'-0"

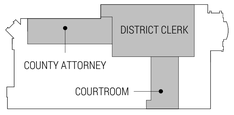

LEVEL 1 KEY PLAN

JED E. DUNCAN
REGISTERED ARCHITECT
17923
STATE OF TEXAS
steinbomer studio
ARCHITECTURE & INTERIORS
1400 S CONGRESS AVE. SUITE B202
AUSTIN, TX 78704
P: 512.479.0022
F: 512.477.4498
www.steinbomer.com

VARIOUS REMODELS FOR THE
WILLIAMSON CO. JUSTICE CTR
405 MARTIN LUTHER KING DRIVE, GEORGETOWN, TEXAS. 78626

ASI-3 - 02.09.2021

DATE:	07.21.20
DRAWN:	JV, JD, WL, MG
SCALE:	AS NOTED

No.	Description	Date
3	ASI -3	02.09.2021

ENLARGED FINISH PLANS

A-702

DocuSign Envelope ID: BD1DD069-6BDB-4467-BAD0-FCE7745DF3ED

MARK	FINISH MATERIALS TYPE	LOCATION	MANUFACTURER	COLLECTION/ STYLE	STYLE #/ SIZE	COLOR /FINSH	COLOR #	NOTE
	FLOOR SURFACES							
CPT-1	CARPET TILE	JURY CALL/JUDGE QTR/OFFICES/HALLS/COURTROOMS	CITY CENTRAL LINE	EARTHY	5T175	EARTHY	72761	
T-1	PORCELAIN TILE	RESTROOMS	DALTILE	ASSEMBLE STONE ATTACHE	COLORBODY	MAGISTRATE	AS11	
LVT-1	LUXURY VINYL PLANK	BREAKROOM/NEW CONFERENCE	PATCRAFT	WOOD PLANX		AGED MAPLE	#00540	
EXY-1	PAINTED EPOXY	HOLDING CELLS/SERVER ROOM					TBD	PROVIDE SAMPLES
	PAINT AND WALL FINISHES							
PNT-0	EXISTING TO REMAIN	REPAINT/ TOUCH UP AS NEEDED						
PNT-1	PAINT	COURTROOMS/OFFICES/HALLS/HOLDING CELLS/ADJ. SURFACES	SW	REPOSE GREY OR MINDFUL GREY		SATIN FINISH	7015, 7016	PROVIDE SAMPLES
PNT-2	PAINT	RESTROOMS	SW	PEDIMENT		SATIN FINISH	7634	
WT-1	CERAMIC WALL TILE	RESTROOMS	DALTILE	KEYSTONES	MOSAIC	WHEAT BLEND	DK11	
WP-1	WOOD PANELS	COURTROOMS	REFER TO INTERIOR/DETAILS			WHITE OAK, STAINED TO MATCH EXISTING		PROVIDE SAMPLES
RB-1	VINYL BASE	COURTROOMS/OFFICES/HALLS	ROPPE				TBD	
WB-1	STAINED WOOD BASE	COURTROOMS	REFER TO INTERIOR/DETAILS			WHITE OAK, STAINED TO MATCH EXISTING		PROVIDE SAMPLES
TB-1	TILE BASE	RESTROOMS	DALTILE	KEYSTONES	BUILD UP BASE - MB5	DESERT GRAY - 5x12	D014	
AWC-1	ACOUSTIC WALL COVERING	COURTROOMS	GILFORD OF MAINE				TBD	
	SURFACES							
PL-1	COMPACT LAMINATE	RESTROOM TOILET PARTITIONS	WILSONART	STANDARD LAMINATE	4878-38	PEWTER MESH	FINE VELVET FINISH	
PL-2	PLASTIC LAMINATE	MILLWORK FRONTS	WILSONART	WOODGRAINS	7921-38	TUSCAN WALNUT	FINE VELVET FINISH	
QS-1	QUARTZ SURFACE	MILLWORK COUNTER TOPS	WILSONART	HAIDA	Q4008	QUARTZ		
SS-1	SOLID SURFACE	JURY CALL BENCH/JUDGE'S BENCH	WILLSONART	HOT STONE	9201GS	SOLID SURFACE		
	FURNISHINGS							
CT-1	COUNSEL TABLES (3 QTY)	COURTROOM	REFER TO INTERIOR ELEVS					
CP-1	COURTROOM PEWS	COURTROOM	SAUDER	WORSHIP		AMBER ON SOLID RED OAK W/ LORNA I-CLEAN CEDAR	74	
CH-1	JURY SEATING	COURTROOM	SAUDER		532-1001	RED OAK OR EUROPEAN BEECH		
PWS-1	POWERED WINDOW SHADE	BREAKROOM/CONFERENCE AREA	DRAPER	MOTORIZED FLEX SHADE I/O AC				
MWS-1	MANUAL WINDOW SHADE	OFFICES/GENIRAL AREA	DRAPER	CLUTCH OPERATED FLEX SHADE NEXD				
DB-1	MAGNETIC GLASS DRY ERASE BOARD	DISTRICT CLERK		QUARTET	WHITE			

LEGEND

- EXISTING WALL
- NEW WALL
- NOT IN SCOPE OF WORK
- 1 HOUR FIREWALL
- 2 HOUR FIREWALL
- X — NEW CONSTRUCTION KEYED NOTE
- X — PARTITION TYPES - REF. A-501

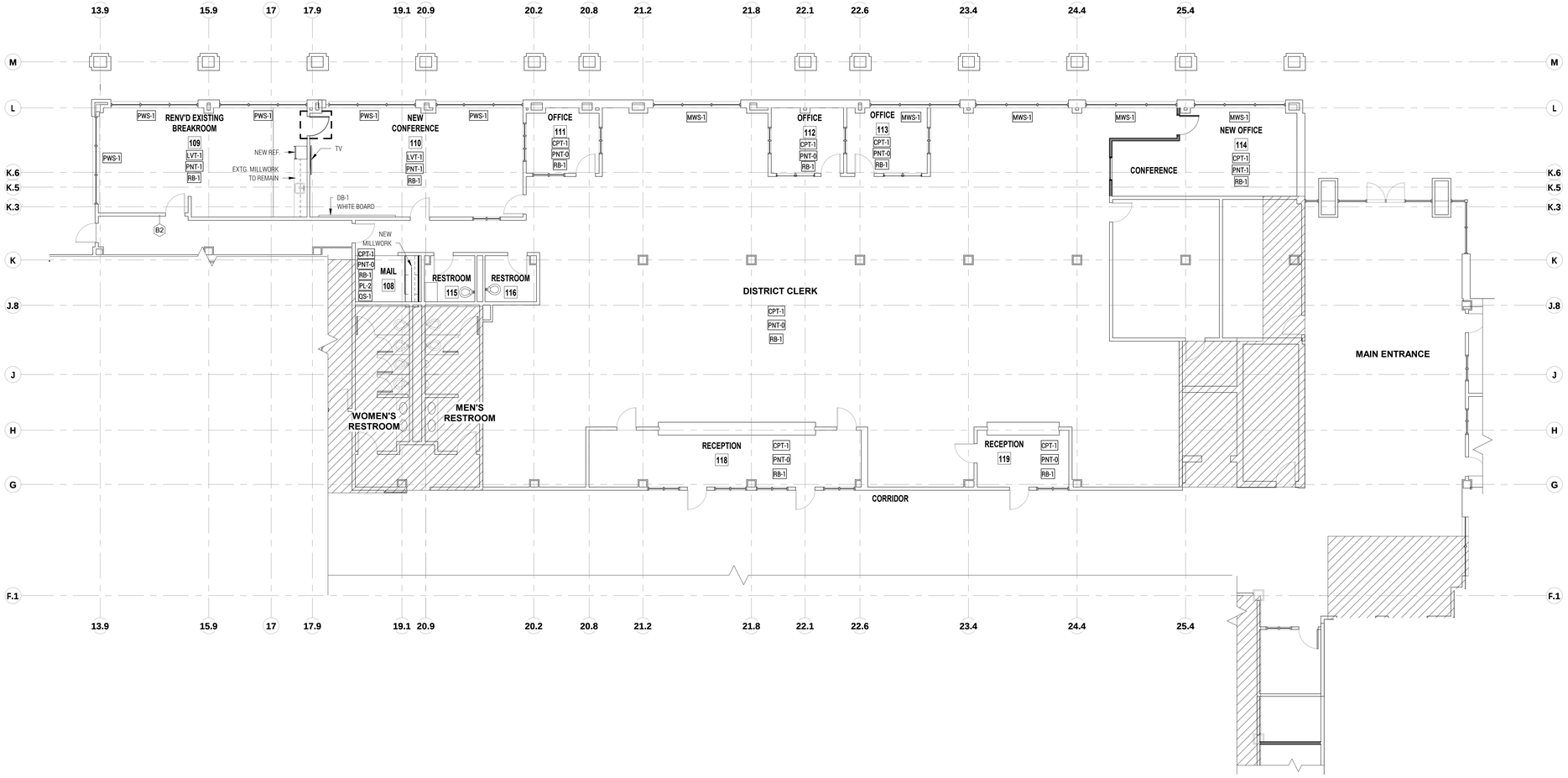

PLAN NORTH / TRUE NORTH

1 LEVEL 1 - DISTRICT CLERK FINISH PLAN
SCALE: 1/8" = 1'-0"

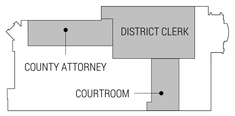

LEVEL 1 KEY PLAN

REGISTERED ARCHITECT
JED E. DURHAM
17923
STATE OF TEXAS
10.29.20

studio steinbomer
ARCHITECTURE & INTERIORS
1400 S CONGRESS AVE. SUITE B202
AUSTIN, TX 78704
T: 512.479.0022
F: 512.477.4498
www.steinbomer.com

VARIOUS REMODELS FOR THE

WILLIAMSON CO. JUSTICE CTR

405 MARTIN LUTHER KING DRIVE,GEORGETOWN, TEXAS. 78626

ASI-1 - 10.29.2020

DATE:	07.21.20
DRAWN:	JV, JD, WL, MG
SCALE:	AS NOTED

No.	Description	Date

ENLARGED FINISH PLANS

A-703

DocuSign Envelope ID: BD1DD069-6BDB-4467-BAD0-FCE7745DF3ED

MARK	TYPE	LOCATION	MANUFACTURER	COLLECTION/ STYLE	STYLE #/ SIZE	COLOR /FINSH	COLOR #	NOTE
	FINISH MATERIALS							
	FLOOR SURFACES							
CPT-1	CARPET TILE	JURY CALL/JUDGE QTR/OFFICES/HALLS/COURTROOMS	CITY CENTRAL LINE	EARTHY	5T175	EARTHY	72761	
T-1	PORCELAIN TILE	RESTROOMS	DALTILE	ASSEMBLE STONE ATTACHE	COLORBODY	MAGISTRATE	AS11	
LVT-1	LUXURY VINYL PLANK	BREAKROOM/NEW CONFERENCE	PATCRAFT	WOOD PLANX		AGED MAPLE	#00540	
EXY-1	PAINTED EPOXY	HOLDING CELLS/SERVER ROOM					TBD	PROVIDE SAMPLES
	PAINT AND WALL FINISHES							
PNT-0	EXISTING TO REMAIN	REPAINT/ TOUCH UP AS NEEDED						
PNT-1	PAINT	COURTROOMS/OFFICES/HALLS/HOLDING CELLS/ADJ. SURFACES	SW	REPOSE GREY OR MINDFUL GREY		SATIN FINISH	7015, 7016	PROVIDE SAMPLES
PNT-2	PAINT	RESTROOMS	SW	PEDIMENT		SATIN FINISH	7634	
WT-1	CERAMIC WALL TILE	RESTROOMS	DALTILE	KEYSTONES	MOSAIC	WHEAT BLEND	DK11	
WP-1	WOOD PANELS	COURTROOMS	REFER TO INTERIOR/DETAILS			WHITE OAK, STAINED TO MATCH EXISTING		PROVIDE SAMPLES
RB-1	VINYL BASE	COURTROOMS/OFFICES/HALLS	ROPPE				TBD	
WB-1	STAINED WOOD BASE	COURTROOMS	REFER TO INTERIOR/DETAILS			WHITE OAK, STAINED TO MATCH EXISTING		PROVIDE SAMPLES
TB-1	TILE BASE	RESTROOMS	DALTILE	KEYSTONES	BUILD UP BASE - MB5	DESERT GRAY - 5x12	D014	
AWC-1	ACOUSTIC WALL COVERING	COURTROOMS	GILFORD OF MAINE				TBD	
	SURFACES							
PL-1	COMPACT LAMINATE	RESTROOM TOILET PARTITIONS	WILSONART	STANDARD LAMINATE	4878-38	PEWTER MESH	FINE VELVET FINISH	
PL-2	PLASTIC LAMINATE	MILLWORK FRONTS	WILSONART	WOODGRAINS	7921-38	TUSCAN WALNUT	FINE VELVET FINISH	
QS-1	QUARTZ SURFACE	MILLWORK COUNTER TOPS	WILSONART	HAIDA	Q4008	QUARTZ		
SS-1	SOLID SURFACE	JURY CALL BENCH/JUDGE'S BENCH	WILLSONART	HOT STONE	9201GS	SOLID SURFACE		
	FURNISHINGS							
CT-1	COUNSEL TABLES (3 QTY)	COURTROOM	REFER TO INTERIOR ELEVS					
CP-1	COURTROOM PEWS	COURTROOM	SAUDER	WORSHIP		AMBER ON SOLID RED OAK W/ LORNA I-CLEAN CEDAR	74	
CH-1	JURY SEATING	COURTROOM	SAUDER		532-1001	RED OAK OR EUROPEAN BEECH		
PWS-1	POWERED WINDOW SHADE	BREAKROOM/CONFERENCE AREA	DRAPER	MOTORIZED FLEX SHADE I/O AC				
MWS-1	MANUAL WINDOW SHADE	OFFICES/GENRAL AREA	DRAPER	CLUTCH OPERATED FLEX SHADE NEXD				
DB-1	MAGNETIC GLASS DRY ERASE BOARD	DISTRICT CLERK		QUARTET	WHITE			

LEGEND

- EXISTING WALL
- NEW WALL
- NOT IN SCOPE OF WORK
- 1 HOUR FIREWALL
- 2 HOUR FIREWALL
- X — NEW CONSTRUCTION KEYED NOTE
- X — PARTITION TYPES - REF. A-501

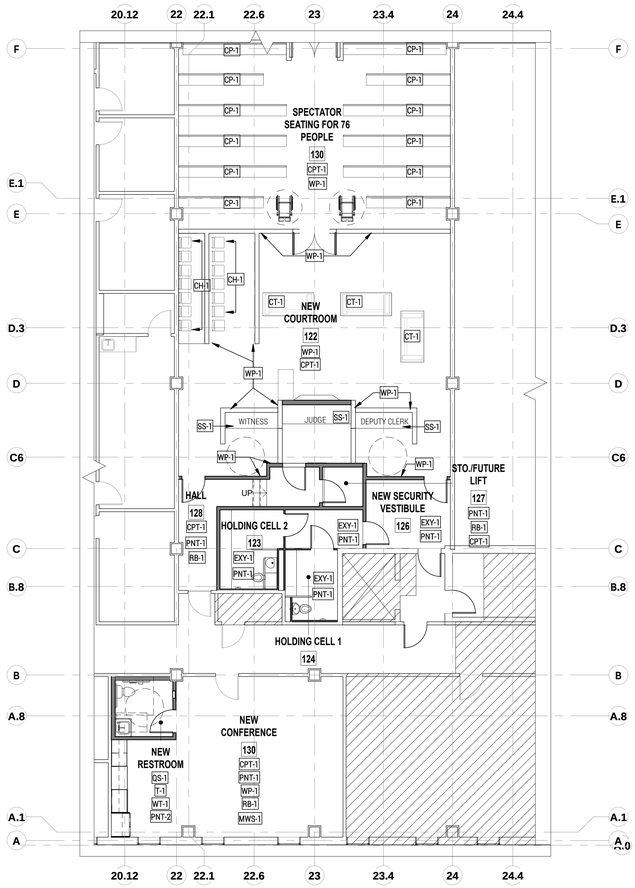

1 LEVEL 1 - COURTROOM FINISH PLAN
SCALE: 1/8" = 1'-0"

PLAN NORTH / TRUE NORTH

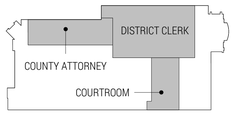

LEVEL 1 KEY PLAN

REGISTERED ARCHITECT
JED E. DURHAM
17923
STATE OF TEXAS
10.29.20

studio steinbomer
ARCHITECTURE & INTERIORS
1400 S CONGRESS AVE. SUITE B202
AUSTIN, TX 78704
T: 512.479.0022
F: 512.477.4498
www.steinbomer.com

VARIOUS REMODELS FOR THE

WILLIAMSON CO. JUSTICE CTR

405 MARTIN LUTHER KING DRIVE,GEORGETOWN, TEXAS. 78626

ASI-1 - 10.29.2020

DATE:	07.21.20
DRAWN:	JV, JD, WL, MG
SCALE:	AS NOTED

No.	Description	Date

ENLARGED FINISH PLANS

A-704

DocuSign Envelope ID: BD1DD069-6BDB-4467-BAD0-FCE7745DF3ED

LEGEND

- EXISTING WALL
- NEW WALL
- NOT IN SCOPE OF WORK
- 1 HOUR FIREWALL
- 2 HOUR FIREWALL
- X — NEW CONSTRUCTION KEYED NOTE
- X — PARTITION TYPES - REF. A-501

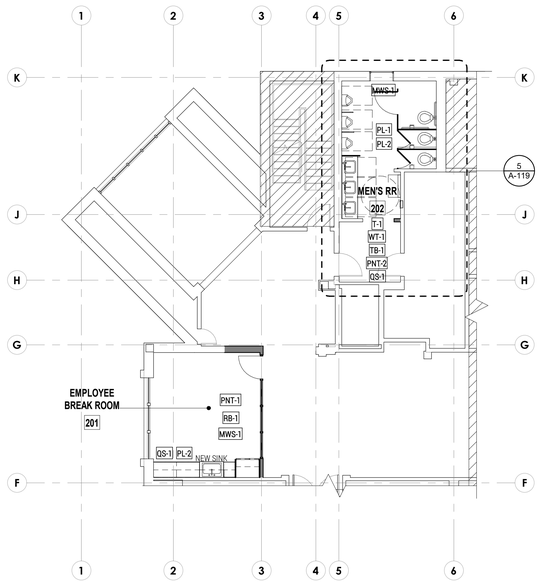

	FINISH MATERIALS							
MARK	TYPE	LOCATION	MANUFACTURER	COLLECTION/ STYLE	STYLE #/ SIZE	COLOR /FINSH	COLOR #	NOTE
	FLOOR SURFACES							
CPT-1	CARPET TILE	JURY CALL/JUDGE QTR/OFFICES/HALLS/COURTROOMS	CITY CENTRAL LINE	EARTHY	5T175	EARTHY	72761	
T-1	PORCELAIN TILE	RESTROOMS	DALTILE	ASSEMBLE STONE ATTACHE	COLORBODY	MAGISTRATE	A511	
LVT-1	LUXURY VINYL PLANK	BREAKROOM/NEW CONFERENCE	PATCRAFT	WOOD PLANX		AGED MAPLE	#00540	
EXY-1	PAINTED EPOXY	HOLDING CELLS/SERVER ROOM					TBD	PROVIDE SAMPLES
	PAINT AND WALL FINISHES							
PNT-0	EXISTING TO REMAIN	REPAINT/ TOUCH UP AS NEEDED						
PNT-1	PAINT	COURTROOMS/OFFICES/HALLS/HOLDING CELLS/ADJ. SURFACES	SW	REPOSE GREY OR MINDFUL GREY		SATIN FINISH	7015, 7016	PROVIDE SAMPLES
PNT-2	PAINT	RESTROOMS	SW	PEDIMENT		SATIN FINISH	7634	
WT-1	CERAMIC WALL TILE	RESTROOMS	DALTILE	KEYSTONES	MOSAIC	WHEAT BLEND	DK11	
WP-1	WOOD PANELS	COURTROOMS	REFER TO INTERIOR/DETAILS			WHITE OAK, STAINED TO MATCH EXISTING		PROVIDE SAMPLES
RB-1	VINYL BASE	COURTROOMS/OFFICES/HALLS	ROPPE				TBD	
WB-1	STAINED WOOD BASE	COURTROOMS	REFER TO INTERIOR/DETAILS			WHITE OAK, STAINED TO MATCH EXISTING		PROVIDE SAMPLES
TB-1	TILE BASE	RESTROOMS	DALTILE	KEYSTONES	BUILD UP BASE - MB5	DESERT GRAY - 5x12	D014	
AWC-1	ACOUSTIC WALL COVERING	COURTROOMS	GILFORD OF MAINE				TBD	
	SURFACES							
PL-1	COMPACT LAMINATE	RESTROOM TOILET PARTITIONS	WILSONART	STANDARD LAMINATE	4878-38	PEWTER MESH	FINE VELVET FINISH	
PL-2	PLASTIC LAMINATE	MILLWORK FRONTS	WILSONART	WOODGRAINS	7921-38	TUSCAN WALNUT	FINE VELVET FINISH	
QS-1	QUARTZ SURFACE	MILLWORK COUNTER TOPS	WILSONART	HAIDA	Q4008	QUARTZ		
SS-1	SOLID SURFACE	JURY CALL BENCH/JUDGE'S BENCH	WILLSONART	HOT STONE	9201GS	SOLID SURFACE		
	FURNISHINGS							
CT-1	COUNSEL TABLES (3 QTY)	COURTROOM	REFER TO INTERIOR ELEVS					
CP-1	COURTROOM PEWS	COURTROOM	SAUDER	WORSHIP		AMBER ON SOLID RED OAK W/ LORNA I-CLEAN CEDAR	74	
CH-1	JURY SEATING	COURTROOM	SAUDER		532-1001	RED OAK OR EUROPEAN BEECH		
PWS-1	POWERED WINDOW SHADE	BREAKROOM/CONFERENCE AREA	DRAPER	MOTORIZED FLEX SHADE I/O AC				
MWS-1	MANUAL WINDOW SHADE	OFFICES/GENRAL AREA	DRAPER	CLUTCH OPERATED FLEX SHADE NEXD				
DB-1	MAGNETIC GLASS DRY ERASE BOARD	DISTRICT CLERK		QUARTET	WHITE			

2 LEVEL 2 - BRK ROOM & MEN'S ROOM FINISH PLAN
SCALE: 1/8" = 1'-0"

PLAN NORTH / TRUE NORTH



1 LEVEL 2 - DISTRICT ATTORNEY NORTH FINISH PLAN
SCALE: 1/8" = 1'-0"

PLAN NORTH / TRUE NORTH

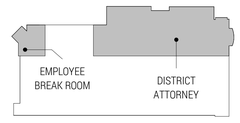

LEVEL 2 KEY PLAN

REGISTERED ARCHITECT
JOHN E. DUNCAN
17923
STATE OF TEXAS

studio steinbomer
ARCHITECTURE & INTERIORS
1400 S CONGRESS AVE. SUITE B202
AUSTIN, TX 78704
P: 512.479.0022
F: 512.477.4868
www.steinbomer.com

WILLIAMSON CO. JUSTICE CTR

VARIOUS REMODELS FOR THE
405 MARTIN LUTHER KING DRIVE, GEORGETOWN, TEXAS. 78626

ASI-3 - 02.09.2021

DATE:	07.21.20
DRAWN:	JV, JD, WL, MG
SCALE:	AS NOTED

No.	Description	Date
3	ASI -3	02.09.2021

ENLARGED FINISH PLANS

A-705

DocuSign Envelope ID: BD1DD069-6BDB-4467-BAD0-FCE7745DF3ED

MARK	FINISH MATERIALS TYPE	LOCATION	MANUFACTURER	COLLECTION/ STYLE	STYLE #/ SIZE	COLOR /FINSH	COLOR #	NOTE
	FLOOR SURFACES							
CPT-1	CARPET TILE	JURY CALL/JUDGE QTR/OFFICES/HALLS/COURTROOMS	CITY CENTRAL LINE	EARTHY	ST175	EARTHY	72761	
T-1	PORCELAIN TILE	RESTROOMS	DALTILE	ASSEMBLE STONE ATTACHE	COLORBODY	MAGISTRATE	AS11	
LVT-1	LUXURY VINYL PLANK	BREAKROOM/NEW CONFERENCE	PATCRAFT	WOOD PLANX		AGED MAPLE	#00540	
EXY-1	PAINTED EPOXY	HOLDING CELLS/SERVER ROOM					TBD	PROVIDE SAMPLES
	PAINT AND WALL FINISHES							
PNT-0	EXISTING TO REMAIN	REPAINT/ TOUCH UP AS NEEDED						
PNT-1	PAINT	COURTROOMS/OFFICES/HALLS/HOLDING CELLS/ADJ. SURFACES	SW	REPOSE GREY OR MINDFUL GREY		SATIN FINISH	7015, 7016	PROVIDE SAMPLES
PNT-2	PAINT	RESTROOMS	SW	PEDIMENT		SATIN FINISH	7634	
WT-1	CERAMIC WALL TILE	RESTROOMS	DALTILE	KEYSTONES	MOSAIC	WHEAT BLEND	DK11	
WP-1	WOOD PANELS	COURTROOMS	REFER TO INTERIOR/DETAILS			WHITE OAK, STAINED TO MATCH EXISTING		PROVIDE SAMPLES
RB-1	VINYL BASE	COURTROOMS/OFFICES/HALLS	ROPPE				TBD	
WB-1	STAINED WOOD BASE	COURTROOMS	REFER TO INTERIOR/DETAILS			WHITE OAK, STAINED TO MATCH EXISTING		PROVIDE SAMPLES
TB-1	TILE BASE	RESTROOMS	DALTILE	KEYSTONES	BUILD UP BASE - MB5	DESERT GRAY - 5x12	D014	
AWC-1	ACOUSTIC WALL COVERING	COURTROOMS	GILFORD OF MAINE				TBD	
	SURFACES							
PL-1	COMPACT LAMINATE	RESTROOM TOILET PARTITIONS	WILSONART	STANDARD LAMINATE	4878-38	PEWTER MESH	FINE VELVET FINISH	
PL-2	PLASTIC LAMINATE	MILLWORK FRONTS	WILSONART	WOODGRAINS	7921-38	TUSCAN WALNUT	FINE VELVET FINISH	
QS-1	QUARTZ SURFACE	MILLWORK COUNTER TOPS	WILSONART	HAIDA	Q4008	QUARTZ		
SS-1	SOLID SURFACE	JURY CALL BENCH/JUDGE'S BENCH	WILLSONART	HOT STONE	9201GS	SOLID SURFACE		
	FURNISHINGS							
CT-1	COUNSEL TABLES (3 QTY)	COURTROOM	REFER TO INTERIOR ELEVS					
CP-1	COURTROOM PEWS	COURTROOM	SAUDER	WORSHIP		AMBER ON SOLID RED OAK W/ LORNA I-CLEAN CEDAR	74	
CH-1	JURY SEATING	COURTROOM	SAUDER		532-1001	RED OAK OR EUROPEAN BEECH		
PWS-1	POWERED WINDOW SHADE	BREAKROOM/CONFERENCE AREA	DRAPER	MOTORIZED FLEX SHADE I/O AC				
MWS-1	MANUAL WINDOW SHADE	OFFICES/GENRAL AREA	DRAPER	CLUTCH OPERATED FLEX SHADE NEXD				
DB-1	MAGNETIC GLASS DRY ERASE BOARD	DISTRICT CLERK		QUARTET	WHITE			

LEGEND

- EXISTING WALL
- NEW WALL
- NOT IN SCOPE OF WORK
- 1 HOUR FIREWALL
- 2 HOUR FIREWALL
- X — NEW CONSTRUCTION KEYED NOTE
- X — PARTITION TYPES - REF. A-501

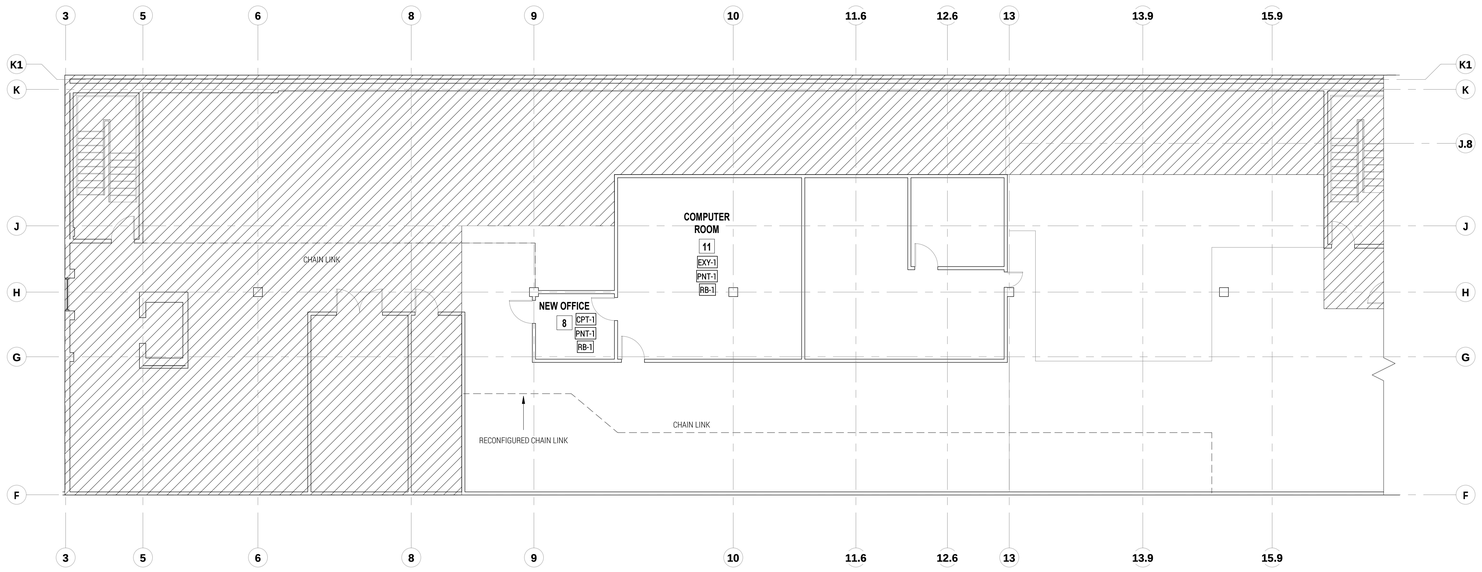

PLAN NORTH / TRUE NORTH

1 LEVEL 3 - ATTIC FLOOR PLAN FINISH PLAN
SCALE: 1/8" = 1'-0"

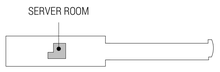

ATTIC KEY PLAN

REGISTERED ARCHITECT
JED E. DUNN
17923
STATE OF TEXAS
10.29.20

studio steinbomer
ARCHITECTURE & INTERIORS
1400 S CONGRESS AVE. SUITE B202
AUSTIN, TX 78704
P: 512.479.0022
F: 512.477.4488
www.steinbomer.com

VARIOUS REMODELS FOR THE
WILLIAMSON CO. JUSTICE CTR
405 MARTIN LUTHER KING DRIVE, GEORGETOWN, TEXAS. 78626

ASI-1 - 10.29.2020

DATE:	07.21.20
DRAWN:	JV, JD, WL, MG
SCALE:	AS NOTED

No.	Description	Date

ENLARGED FINISH PLANS

A-706

DocuSign Envelope ID: BD1DD069-6BDB-4467-BAD0-FCE7745DF3ED

TAS SIGNAGE MOUNTING LOCATIONS

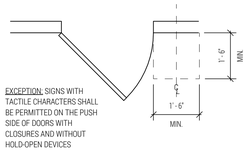

EXCEPTION: SIGNS WITH TACTILE CHARACTERS SHALL BE PERMITTED ON THE PUSH SIDE OF DOORS WITH CLOSURES AND WITHOUT HOLD-OPEN DEVICES

LOCATION OF TACTILE SIGNS AT DOORS

SEE SECTION 703 OF THE TAS GUIDLINES FOR ADDITIONAL INFORMATION

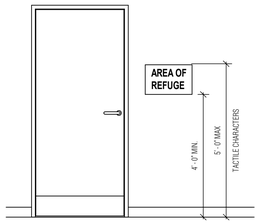

TACTILE SIGN CHARACTER HEIGHT

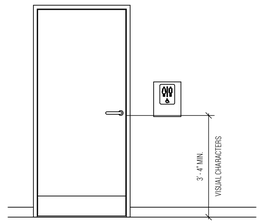

THE SIGN SHALL BE LOCATED ALONGSIDE THE DOOR AT THE LATCH SIDE

VISUAL SIGN CHARACTER HEIGHT

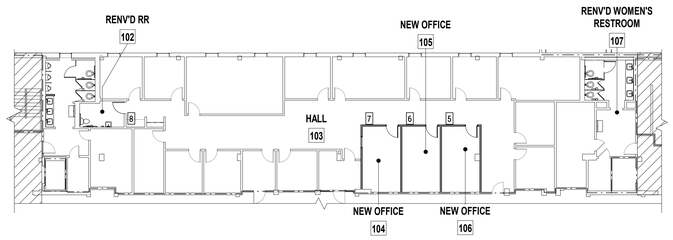

2 LEVEL 1 - COUNTY ATTORNEY - SIGNAGE PLAN
SCALE: 1/16" = 1'-0"

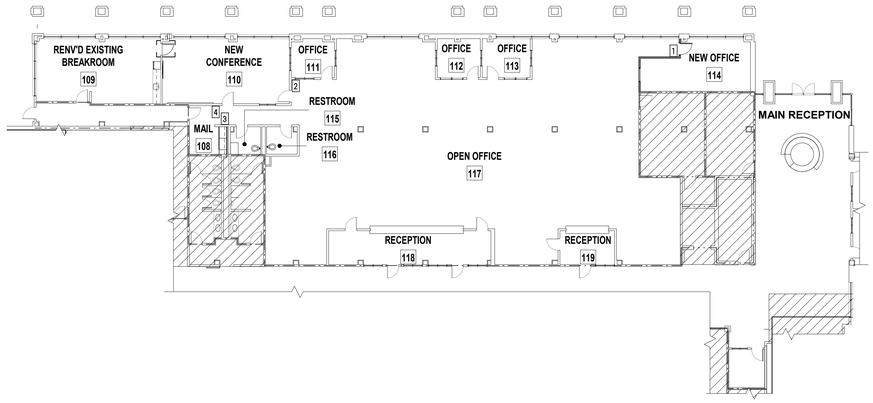

1 LEVEL 1 - DISTRICT CLERK - SIGNAGE PLAN
SCALE: 1/16" = 1'-0"

RESTROOM SIGNAGE

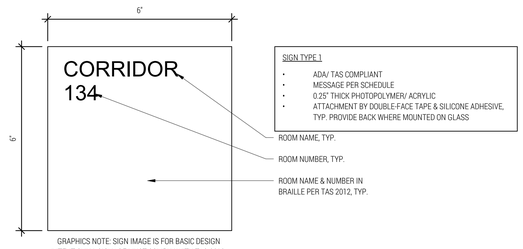

GRAPHICS NOTE: SIGN IMAGE IS FOR BASIC DESIGN INTENT ONLY. SIGNAGE MUST COMPLY WITH TAS 2012, SECTION 703 FOR TEXT FONT STYLES, RAISED CHARACTERS, TEXT SIZES & BRAILLE REQUIREMENTS.

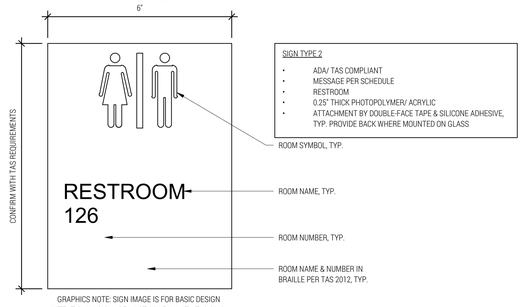

GRAPHICS NOTE: SIGN IMAGE IS FOR BASIC DESIGN INTENT ONLY. SIGNAGE MUST COMPLY WITH TAS 2012, SECTION 703 FOR TEXT FONT STYLES, RAISED CHARACTERS, TEXT SIZES & BRAILLE REQUIREMENTS.

SIGNAGE SCHEDULE

WILLIAMSON COUNTY APPRAISAL DISTRICT

SIGN LOCATION	SIGN TYPE	INTERIOR OR EXTERIOR	MESSAGE
1	1	INTERIOR	DISTRICT CLERK
2	1	INTERIOR	OFFICE
3	1	INTERIOR	MAIL
4	1	INTERIOR	CONFERENCE
5	1	INTERIOR	OFFICE
6	1	INTERIOR	OFFICE
7	1	INTERIOR	OFFICE
8	2	INTERIOR	RESTROOM
13	2	INTERIOR	TOILET
14	2	INTERIOR	SECURE CORRIDOR
15	1	INTERIOR	SECURE CORRIDOR
16	2	INTERIOR	NEW SECURITY VESTIBULE
17	1	INTERIOR	COURTROOM
18	1	INTERIOR	EMPLOYEE BREAK ROOM
19	1	INTERIOR	OFFICE
20	1	INTERIOR	CONFERENCE
21	1	INTERIOR	OFFICE
22	1	INTERIOR	CONFERENCE
23	1	INTERIOR	SECRETARY
24	2	INTERIOR	RESTROOM
25	1	INTERIOR	STORAGE
26	2	INTERIOR	RESTROOM
27	1	INTERIOR	OFFICE
28	1	INTERIOR	OCCUPANT LOAD (PER 2012 IFC 1004.2)

PLAN LEGEND

#	SIGNAGE

REGISTERED ARCHITECT
JED E. DUNN
17923
STATE OF TEXAS
10.29.20

studio steinbomer
ARCHITECTURE & INTERIORS
1400 S CONGRESS AVE. SUITE B202
AUSTIN, TX 78704
T: 512.479.0022
F: 512.477.4498
www.steinbomer.com

REMODELS FOR THE VARIOUS WILLIAMSON CO. JUSTICE CTR

405 MARTIN LUTHER KING DRIVE,GEORGETOWN, TEXAS. 78626

ASI-1 - 10.29.2020

DATE:	07.21.20
DRAWN:	JV, JD, WL, MG
SCALE:	AS NOTED

No.	Description	Date

SIGNAGE SCHEDULE

A-707

DocuSign Envelope ID: BD1DD069-6BDB-4467-BAD0-FCE7745DF3ED

SIGNAGE SCHEDULE

WILLIAMSON COUNTY APPRAISAL DISTRICT			
SIGN LOCATION	SIGN TYPE	INTERIOR OR EXTERIOR	MESSAGE
1	1	INTERIOR	DISTRICT CLERK
2	1	INTERIOR	OFFICE
3	1	INTERIOR	MAIL
4	1	INTERIOR	CONFERENCE
5	1	INTERIOR	OFFICE
6	1	INTERIOR	OFFICE
7	1	INTERIOR	OFFICE
8	2	INTERIOR	RESTROOM
13	2	INTERIOR	TOILET
14	2	INTERIOR	SECURE CORRIDOR
15	1	INTERIOR	SECURE CORRIDOR
16	2	INTERIOR	NEW SECURITY VESTIBULE
17	1	INTERIOR	COURTROOM
18	1	INTERIOR	EMPLOYEE BREAK ROOM
19	1	INTERIOR	OFFICE
20	1	INTERIOR	CONFERENCE
21	1	INTERIOR	OFFICE
22	1	INTERIOR	CONFERENCE
23	1	INTERIOR	SECRETARY
24	2	INTERIOR	RESTROOM
25	1	INTERIOR	STORAGE
26	2	INTERIOR	RESTROOM
27	1	INTERIOR	OFFICE
28	1	INTERIOR	OCCUPANT LOAD (PER 2012 IFC 1004.2)

PLAN LEGEND

#	SIGNAGE

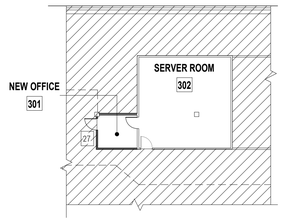

4 LEVEL 3 - ATTIC FLOOR PLAN - SIGNAGE PLAN
SCALE: 1/16" = 1'-0"

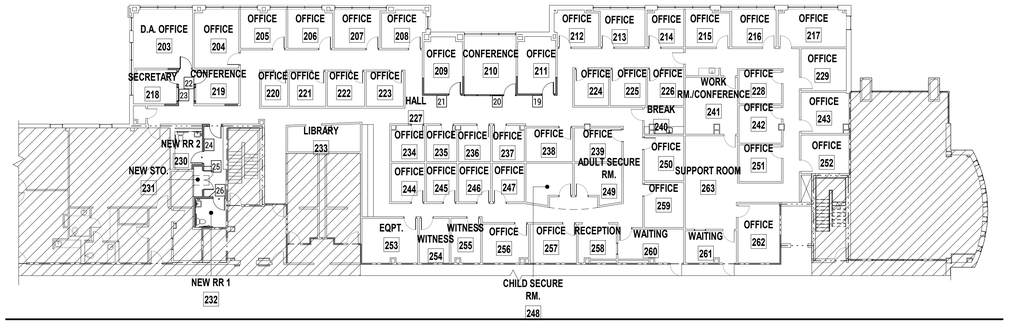

3 LEVEL 2 - DISTRICT ATTORNEY - SIGNAGE PLAN
SCALE: 1/16" = 1'-0"

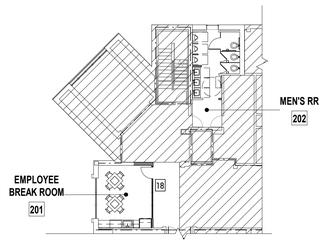

2 LEVEL 2 - BRK ROOM & MEN'S ROOM - SIGNAGE PLAN
SCALE: 1/16" = 1'-0"

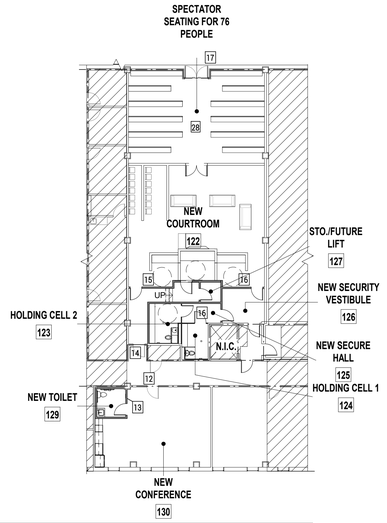

1 LEVEL 1 - COURTROOM - SIGNAGE PLAN
SCALE: 1/16" = 1'-0"

steinbomer studio ARCHITECTURE & INTERIORS
1400 S CONGRESS AVE. SUITE B202
AUSTIN, TX 78704
T: 512.479.0022
F: 512.477.4498
www.steinbomer.com

VARIOUS REMODELS FOR THE

WILLIAMSON CO. JUSTICE CTR

405 MARTIN LUTHER KING DRIVE,GEORGETOWN, TEXAS. 78626

ASI-1 - 10.29.2020

DATE:	07.21.20
DRAWN:	JV, JD, WL, MG
SCALE:	AS NOTED

No.	Description	Date

SIGNAGE SCHEDULE

A-708

DocuSign Envelope ID: BD1DD069-6BDB-4467-BAD0-FCE7745DF3ED

RATED THRU WALL PIPE PENETRATION

NTS

SYSTEM NO. WL1001
(Formerly System No. 147)
F Ratings– 1, 2, 3 and 4 Hr (See items 2 and 3)
T Ratings– 0,1, 2, 3, and 4 Hr (See item 3)
L Rating At Ambient– less than 1 CFM/sq ft
L Rating At 400 F– less than 1 CFM/sq ft

SECTION A–A

1. WALL ASSEMBLY– 1, 2, 3. OR 4 HR FIRE–RATED GYPSUM WALLBOARD/STUD WALL ASSEMBLY SHALL BE CONSTRUCTED OF THE MATERIALS AND IN THE MANNER DESCRIBED IN THE INDIVIDUAL U300 OR U400 SERIES WALL OR PARTITION DESIGNS IN THE UL FIRE RESISTANCE DIRECTORY AND SHALL INCLUDE THE FOLLOWING CONSTRUCTION FEATURES:

A. STUDS– WALL FRAMING MAY CONSIST OF EITHER WOOD STUDS (MAX 2 H FIRE RATED ASSEMBLIES) OR STEEL CHANNEL STUDS. WOOD STUDS TO CONSIST OF NOM 2 BY 4 IN. LUMBER SPACED 16 IN. OC WITH NOM 2 BY 4 IN. LUMBER END PLATES AND CROSS BRACES. STEEL STUDS TO BE MIN 3–5/8 IN. WIDE BY 1–3/8 IN. DEEP CHANNELS SPACED MAX 24 IN. OC.

B. WALLBOARD, GYPSUM*– NOM 1/2 OR 5/8 IN. THICK 4 FT. WIDE WITH SQUARE OR TAPERED EDGES. THE GYPSUM WALLBOARD TYPE, THICKNESS, NUMBER OF LAYERS, FASTENER TYPE AND SHEET ORIENTATION SHALL BE AS SPECIFIED IN THE INDIVIDUAL U300 OR U400 SERIES DESIGN IN THE UL FIRE RESISTANCE DIRECTORY. MAX DIAM. OF OPENING IS 13–1/2IN.

2. PIPE OR CONDUIT– NOM 12 IN. DIAM (OR SMALLER) SCHEDULE 10 (OR HEAVIER) STEEL PIPE, NOM 12 IN. DIAM (OR SMALLER) SERVICE WEIGHT (OR HEAVIER) CAST IRON SOIL PIPE, NOM 12 IN. DIAM. (OR SMALLER) CLASS 50 (OR HEAVIER) DUCTILE IRON PRESSURE PIPE, NOM 6 IN. DIAM. (OR SMALLER) STEEL CONDUIT, NOM 4 IN. DIAM. (OR SMALLER) STEEL ELECTRICAL METALLIC TUBING, NOM 6 IN. DIAM (OR SMALLER) TYPE L OR (OR HEAVIER) COPPER TUBING OR NOM 1 IN. DIAM (OR SMALLER) FLEXIBLE STEEL CONDUIT. WHEN COPPER PIPE IS USED, MAX F RATING OF FIRESTOP SYSTEM (ITEM 3) IS 2 H. STEEL PIPES OR CONDUITS LARGER THAN NOM 4 IN. DIAM MAY ONLY BE USED IN WALLS CONSTRUCTED USING STEEL CHANNEL STUDS. A MAX OF ONE PIPE OR CONDUIT IS PERMITTED IN THE FIRESTOP SYSTEM. PIPE OR CONDUIT TO BE INSTALLED NEAR CENTER OF STUD CAVITY WIDTH AND TO BE RIGIDLY SUPPORTED ON BOTH SIDES OF WALL ASSEMBLY.

3. FILL, VOID OR CAVITY MATERIAL*–CAULK– CAULK FILL MATERIAL INSTALLED TO COMPLETELY FILL ANNULAR SPACE BETWEEN PIPE OR CONDUIT AND GYPSUM WALLBOARD AND WITH A MIN 1/4 IN. DIAM BEAD OF CAULK APPLIED TO PERIMETER OF PIPE OR CONDUIT AT ITS EGRESS FROM THE WALL. CAULK INSTALLED SYMMETRICALLY ON BOTH SIDES OF WALL ASSEMBLY. THE HOURLY F RATING OF THE FIRESTOP SYSTEM IS DEPENDENT UPON THE HOURLY FIRE RATING OF THE WALL ASSEMBLY IN WHICH IT IS INSTALLED, AS SHOWN IN THE FOLLOWING TABLE. THE HOURLY T RATING OF THE FIRESTOP SYSTEM IS DEPENDENT UPON THE TYPE OR SIZE OF THE PIPE OR CONDUIT AND THE HOURLY FIRE RATING OF THE WALL ASSEMBLY IN WHICH IT IS INSTALLED, AS TABULATED BELOW:

MAX PIPE OR CONDUIT DIAM, IN	ANNULAR SPACE IN	F RATING HR	T RATING HR
1	0 to 3/16	1 OR 2	0+, 1 OR 2
1	1/4 to 1/2	3 OR 4	3 OR 4
4	0 to 1/4	1 OR 2	0
4	0 to 1–1/2#	1 OR 2	0
6	1/4 to 1/2	3 OR 4	0
12	3/16 to 3/8	1 OR 2	0

+ WHEN COPPER PIPE IS USED, T RATING IS 0 H.
# 0 TO 1 1/2 IN. ANNULAR SPACE APPLIES ONLY WHEN TYPE CP–25 WB+ CAULK IS USED AND ONLY WHEN THE MIN. THICKNESS OF THE GYPSUM WALLBOARD IS 5/8 IN. FOR I HR FIRE RATED WALLS AND 1–1/4 IN. FOR 2 HR RATED WALLS.

* BEARING THE UL CLASSIFICATION MARKING.

RATED FLOOR PIPE PENETRATION

NTS

SYSTEM NO. CAJ5034
F RATINGS–2 & 3 HR (SEE ITEMS 1 & 4)
T RATINGS–2 HR

SECTION A–A

1. FLOOR OR WALL ASSEMBLY – MINIMUM 4–1/2" OR MINIMUM 7–1/2" THICK REINFORCED NORMAL WEIGHT (150 PCF) CONCRETE. WALL MAY ALSO BE CONSTRUCTED OF ANY UL CLASSIFIED CONCRETE BLOCKS*. F RATING IS 2 HR FOR FLOOR OR WALL ASSEMBLIES LESS THAN 7–1/2" THICK AND 3 HR WHEN 7–1/2" THICK OR GREATER. MAXIMUM DIAMETER OF OPENING IS 6–1/2". SEE CONCRETE BLOCKS* (CAZT) CATEGORY IN THE FIRE RESISTANCE DIRECTORY FOR NAMES OF MANUFACTURERS.
2. THROUGH PENETRANTS – ONE METALLIC PIPE OR CONDUIT TO BE CENTERED WITHIN THE FIRESTOP SYSTEM. PIPE OR CONDUIT TO BE RIGIDLY SUPPORTED ON BOTH SIDES OF FLOOR OR WALL ASSEMBLY. THE FOLLOWING TYPES AND SIZES OF METALLIC PIPES AND CONDUITS MAY BE USED:
   A. STEEL PIPE – NOMINAL 4" DIAMETER (OR SMALLER) SCHEDULE 10 (OR HEAVIER) STEEL PIPE.
   B. CONDUIT – NOMINAL 4" DIAMETER (OR SMALLER) ELECTRICAL METALLIC TUBING OR STEEL CONDUIT.
   C. COPPER TUBING – NOMINAL 4" DIAMETER (OR SMALLER) TYPE M (OR HEAVIER) COPPER TUBING.
3. PIPE COVERING* – NOMINAL 1" THICK HOLLOW CYLINDRICAL UNFACED MINERAL FIBER UNITS (MIN. 7.0 pcf) SHALL BE INSTALLED AROUND THE OUTER CIRCUMFERENCE OF PENETRATING ITEM AND SECURED WITH MIN 8 AWG STEEL TIE WIRE SPACED MIN 12 IN OC.

   OWENS CORNING – PAROC 1200

3A. SHEATHING MATERIAL (NOT SHOWN) –– FOIL SCRIM KRAFT JACKET MATERIAL SHALL BE WRAPPED AROUND THE OUTER CIRCUMFERENCE OF THE PIPE COVERING MATERIAL (ITEM 3) KRAFT FACING EXPOSED. LONGITUDINAL JOINTS SEALED WITH METAL FASTENERS.

   SEE SHEATHING MATERIAL (BVDV) CATEGORY IN THE BUILDING MATERIALS DIRECTORY FOR NAMES OF MANUFACTURES. ANY SHEATHING MATERIAL MEETING THE ABOVE SPECIFICATIONS AND BEARING THE UL CLASSIFICATIONS MARKING WITH A FLAME SPREAD INDEX OF 25 OR LESS AND A SMOKE DEVELOPED INDEX OF 50 OR LESS MAY BE USED.

4. FILL, VOID, OR CAVITY MATERIAL* – MORTAR – APPLIED WITHIN THE ANNULUS, FLUSH WITH TOP SURFACE OF FLOOR OR WITH BOTH SURFACES OF WALL. CEMENTITIOUS MORTAR MIXED WITH WATER IN ACCORDANCE WITH THE INSTALLATION INSTRUCTIONS SUPPLIED WITH THE PRODUCT. MINIMUM MORTAR THICKNESS FOR A 2 OR 3 HR F RATING IS 4–1/2" OR 7–1/2" RESPECTIVELY.
   INSTANT FIRESTOP CONTRACTING LTD – TYPE C–1000

*BEARING THE UL CLASSIFICATION MARKING

LIGHTING CONTROL DIAGRAM

SCALE: NONE

OFFICE RECEPTACLES DETAIL

SCALE: NONE

GENERAL ELECTRICAL NOTES

1. CONTRACTOR SHALL VERIFY EXISTING JOB SITE CONDITIONS DURING THE BIDDING PERIOD TO OBTAIN THE SCOPE OF ELECTRICAL WORK INVOLVED AS A RESULT OF ARCHITECTURAL MODIFICATIONS TO THE EXISTING STRUCTURE. THE SCOPE OF WORK SHALL INCLUDE MATERIALS AND OUTLETS CONSISTING OF FIXTURES, DEVICES, EQUIPMENT OR APPARATUS WHICH MUST BE ROUTED, RELOCATED, OR REMOVED EITHER TEMPORARILY OR PERMANENTLY, OR WHICH MUST BE PROVIDED SO THAT THE INDICATED REMODELING MAY BE ACCOMPLISHED.

2. REFER TO ARCHITECTURAL/INTERIOR DRAWINGS FOR EXACT LOCATIONS OF LIGHTING FIXTURES AND OUTLETS. ALL WALL POWER AND TELEPHONE OUTLETS SHALL BE MOUNTED AT 18" A.F.F. TO CENTER AND ALL LIGHT AND DIMMER SWITCHES SHALL BE MOUNTED AT 48" A.F.F TO CENTER. EXCEPT WHERE SPECIFICALLY INDICATED OTHERWISE ON THE PLANS. DIMENSIONS NOTED ON ARCHITECTURAL/INTERIOR DESIGNER'S DRAWINGS SHALL PREVAIL.

3. CONTRACTOR MAY COMBINE WIRES IN ONE CONDUIT FOR CONVENIENCE OF INSTALLATION, PROVIDED ALL THE REQUIREMENTS OF THE N.E.C. ARE OBSERVED.

4. ALL ELECTRICAL EQUIPMENT IS SHOWN DIAGRAMMATICALLY. EXACT LOCATIONS ARE TO BE DETERMINED IN THE FIELD AVOIDING INTERFERENCES.

5. THE INSTALLATION SHALL COMPLY WITH SPECIFICATIONS AND ALL REQUIREMENTS OF THE LATEST EDITION OF THE N.E.C., OSHA, STATE AND LOCAL CODES.

– INTERNATIONAL BUILDING CODE (2015 EDITION)
– INTERNATIONAL ENERGY CONSERVATION CODE (2015 EDITION)
– NFPA 70 NATIONAL ELECTRIC CODE (NEC 2017 EDITION)
– NFPA 72 NATIONAL FIRE CODE (2018 EDITION)
– NFPA 101 LIFE SAFETY CODE (2018 EDITION)

5. ALL WIRE SHALL BE COPPER. ALL WIRE, CONDUIT AND BREAKERS SHALL BE #12 COPPER WIRE (THHN OR THWN), 1/2" CONDUIT AND 20 AMP SINGLE POLE BREAKERS UNLESS OTHERWISE NOTED. (TYPICAL)

7. WHEN BRANCH CIRCUIT LENGTH EXCEEDS 75 FEET FROM PANEL, WIRING SHALL BE INCREASED TO #10 AWG AND #10 AWG GROUND. WHEN BRANCH CIRCUIT LENGTH EXCEEDS 150 FEET FROM PANEL, BRANCH WIRING SHALL BE INCREASED TO #8 AWG WITH #8 AWG GROUND.

8. PROVIDE GROUND CONDUCTOR IN ALL RACEWAYS.

9. NEW OUTLETS ON OPPOSITE SIDE OF WALL SHALL BE STAGGERED BY A MINIMUM OF ONE STUD FOR SOUND ATTENUATION.

10. CONTRACTOR SHALL UPDATE PANEL DIRECTORY AS PER WIRING IN FIELD.

11. CONTRACTOR SHALL USE EXISTING SPARE BREAKERS/BLANKS IN PANEL(S) AND CIRCUITS MADE AVAILABLE THROUGH DEMOLITION PRIOR TO ADDING NEW PANEL(S). VERIFY IN FIELD.

12. BREAKERS FOR ALL MULTIPLE CIRCUIT HOMERUNS WHICH SHARE A COMMON NEUTRAL SHALL BE CONNECTED WITH BREAKER TIES.

13. ALL CIRCUIT BREAKERS FOR MECHANICAL EQUIPMENT SHALL BE HACR RATED.

14. ALL NEW BREAKERS ADDED TO EXISTING PANELS SHALL HAVE SAME A.I.C. RATING AS EXISTING BREAKERS UNLESS NOTED OTHERWISE.

15. VOLTAGE DROP HAS BEEN CALCULATED IN COMPLIANCE WITH NEC 210.19(A)(1)FPN#4. VOLTAGE DROP IN FEEDER CONDUCTORS TO BE MAXIMUM OF 2% AT DESIGN LOAD. VOLTAGE DROP IN BRACH CIRCUITS TO BE MAXIMUM OF 3% AT DESIGN LOAD.

16. TO THE BEST OF THE ENGINEER'S KNOWLEDGE, THE PLANS AND SPECIFICATIONS COMPLY WITH THE APPLICABLE MINIMUM BUILDING CODES AND THE APPLICABLE FIRE SAFETY STANDARDS AS DETERMINED BY THE LOCAL AUTHORITY HAVING JURISDICTION.

17. ALL ELECTRICAL CONDUIT RUN IN SLAB IS TO BE RUN IN A 2" PVC PIPE. COORDINATE WITH OWNER FOR FINAL LOCATIONS.

SPECIAL DEMOLITION NOTES:

1. REMOVE ALL ELECTRICAL WIRING ABANDONED BY DEMOLITION COMPLETELY BACK TO SOURCE AND UPDATE PANEL SCHEDULES. RECONNECT ALL CIRCUITS AS REQUIRED FOR EXISTING DEVICES THAT ARE NOT BEING DEMOLISHED.

2. REMOVE ALL CONDUIT ABANDONED BY DEMOLITION BACK TO SOURCE. WHERE REMOVAL IS NOT POSSIBLE DUE TO STRUCTURAL OR OTHER LIMITATIONS, CONDUIT SHALL BE CUT AT THE SURFACE AND CAPPED. ABANDONED CONDUIT SHALL BE TAGGED FOR FUTURE IDENTIFICATION.

3. ALL FIRE ALARM SYSTEM WIRING AND DEVICES IN THE PROJECT AREA ARE TO REMAIN IN GOOD WORKING ORDER.

4. COORDINATE WITH OWNER TO DETERMINE IF ANY MATERIALS SHALL BE RETURNED TO OWNER FOR BUILDING STOCK. ALL MATERIALS NOT SPECIFICALLY REQUESTED BY THE OWNER SHALL BE DISPOSED OF BY THE CONTRACTOR.

5. REUSE ANY JUNCTION BOXES AND CONDUITS WITHIN 12" OF PROPOSED LOCATION OF NEW DEVICE. SEE POWER PLAN FOR PROPOSED LOCATIONS.

6. CONTRACTOR SHALL VISIT THE JOB SITE TO DETERMINE THE EXTENT OF DEMOLITION WORK REQUIRED PRIOR TO SUBMITTING A BID.

7. CIRCUIT NUMBERS, WHICH ARE ASSUMED TO BE ACCURATE, ARE SHOWN ACCORDING TO FIELD LABELING. THESE CIRCUITS, WHICH ARE MADE AVAILABLE THROUGH DEMOLITION, ARE REUSED IN NEW DESIGN. UPON AWARD OF BID, CONTRACTOR SHALL VERIFY EXISTING FIELD CONDITIONS AND INFORM ENGINEER OF ANY DISCREPANCIES BETWEEN THESE DRAWINGS AND ACTUAL FIELD CONDITIONS.

8. CONTRACTOR SHALL REUSE CIRCUITS MADE AVAILABLE BY DEMOLITION PRIOR TO ADDING NEW CIRCUITS AND PANELBOARDS.

ELECTRICAL SYMBOLS LEGEND

SYMBOLS	LEGEND	SYMBOLS	LEGEND
	LIGHTING FIXTURE	T	TRANSFORMER – AS NOTED
	WALLWASHER LIGHT FIXTURE		WALL COMMUNICATION OUTLET. PROVIDE MIN. 1" CONDUIT WITH PULL WIRES TO ABOVE CEILING.(TELE/DATA/CABLE TV)
	FLUORESCENT LIGHTING FIXTURE		
	FLUORESCENT STRIP LIGHTING FIXTURE		FLOOR TELE/DATA BOX
	EXIT SIGN FIXTURE – ARROWS AS INDICATED	F	FIREMANS PHONE JACK
	FIXTURES ON EMERGENCY CIRCUIT OR FURNISHED W/ BATTERY PACK	CR	CARD READER
			PLUGMOLD
	REMOTE EMERGENCY LIGHT W/BATTERY PACK	M	MAGNETIC DOOR HOLDER (REF. HARDWARE SPEC'S)
S	S.P.S.T. TOGGLE SWITCH	D	FIRE ALARM SMOKE DETECTOR – CEILING/WALL MOUNTED
S3/S4	THREE–WAY TOGGLE SWITCH / FOUR–WAY TOGGLE SWITCH	H	FIRE ALARM HEAT DETECTOR
SP	SWITCH WITH PILOT LIGHT	F	FIRE ALARM SIGNAL LIGHT, MTD. 82"A.F.F.
SD	DIMMER SWITCH	F	FIRE ALARM SPRINKLER FLOW SWITCH
	DUPLEX RECEPTACLE OUTLET	V	FIRE ALARM SPRINKLER VALVE TAMPER SWITCH
	DUPLEX RECEPTACLE OUTLET – MTD. ABOVE COUNTER	D	FIRE ALARM SMOKE DETECTOR – DUCT MOUNTED
	QUADRAPLEX RECEPTACLE OUTLET	S	FIRE ALARM SPEAKER, CLG. MTD.
	SINGLE RECEPTACLE OUTLET MTD. AS NOTED	F (OR S)	FIRE ALARM COMBINATION AUDIO/VISUAL DEVICE WALL MTD. 82"A.F.F. "F" INDICATES HORN. "S" INDICATES SPEAKER
	FLOOR OUTLET WITH RECEPTACLE	F	MANUAL STATION 48"A.F.F.
D	DEDICATED DUPLEX OUTLET	R	RELAY
	SPECIAL PURPOSE OUTLET – AS NOTED		"DO NOT USE ELEVATOR" WARNING LIGHT(F.B. F.A. CONTRACTOR)
J	JUNCTION BOX – CEILING MOUNTED		MOTORIZED DAMPER
	JUNCTION BOX – WALL MOUNTED	SD	SMOKE DAMPER
J	FLOOR JUNCTION BOX	A	ABANDONED
PP	FURNITURE SYSTEM POWER POLE	AFF	ABOVE FINISHED FLOOR OR GRADE
J	FURNITURE SYSTEM WALL POWER FEED	CLG	CEILING
D	FURNITURE SYSTEM WALL TELE/DATA	E	EXISTING
	DISCONNECT SWITCH – 30A/3/NF U.O.N.	EDF	ELECTRIC DRINKING FOUNTAIN
f	FUSED DISCONNECT SWITCH	GFI	GROUND FAULT INTERRUPTING
B	ENCLOSED CIRCUIT BREAKER	IG	ISOLATED GROUND
	277/480 VOLT PANELBOARD	LTG	LIGHTING
	120/208 VOLT PANELBOARD	NF	NON–FUSED
	MOTOR	OC	ON CENTER
	CONDUIT CONCEALED IN WALL OR OVERHEAD	R	RELOCATED
	CONDUIT CONCEALED IN FLOOR OR UNDERGROUND	REC	RECEPTACLE
	CONDUIT RUN EXPOSED	SPR	SPARE
	CONDUIT WHIP UNDER RAISED FLOOR	UON	UNLESS OTHERWISE NOTED
	TICK MARKS INDICATE #12 CONDUCTORS OR AS NOTED	WP	INDICATES WEATHERPROOF DEVICE OR PLATE
	GROUND CONNECTION AS NOTED	FACP	FIRE ALARM CONTROL PANEL
	CONDUIT STUB–UP LOCATION	FARA	FIRE ALARM ANNUNCIATOR PANEL
	CONDUIT STUB–DOWN LOCATION	SLC	SIGNALING LINE CIRCUIT
•	SPECIAL PURPOSE CONDUIT SEE PLANS FOR NOTES	NAC	NOTIFICATION APPLIANCE CIRCUIT
SM	MOTOR STARTER – MANUAL	K	FIRE ALARM KNOX BOX
	MOTOR STARTER – MAGNETIC		

NOTE: NOT ALL SYMBOLS ARE USED.

GENERAL FIRE ALARM NOTES

1. CONTRACTOR SHALL PROVIDE A COMPLETE WORKING FIRE ALARM SYSTEM PER CODE AND FIRE MARSHAL'S DIRECTION.

2. ALL CEILING MOUNTED DEVICES SHALL BE CENTERED IN THE CEILING TILE.

3. ALL FIRE ALARM VISUAL AND AUDIO/VISUAL DEVICES SHALL BE CONFIGURED TO PROVIDE CANDELA RATINGS IN ACCORDANCE WITH ADA & NFPA COVERAGES. CONTRACTOR SHALL INCLUDE RATINGS OF ALL DEVICES IN SUBMITTAL.

4. ALL VISUAL FIRE ALARM DEVICES SHALL BE 15 CD UNLESS NOTED OTHERWISE.

5. ALL WIRING FOR DEVICES IN EXPOSED STRUCTURE AREAS SHALL BE ROUTED WITHIN CONDUIT. NO WIRING SHALL BE EXPOSED.

6. ELECTRICAL CONTRACTOR SHALL PROVIDE CONTROL WIRING TO SHUT DOWN AIR HANDLING UNIT UPON DETECTION OF SMOKE BY THE DUCT DETECTOR. COORDINATE WITH HVAC CONTRACTOR AND SEE SHEET M2.1 FOR MORE INFORMATION.

7. DEVICES SHOWN ARE FOR INTENT PURPOSES ONLY. ACTUAL DEVICES ARE TO BE SPECIFIED BY LICENSED FIRE ALARM PROFESSIONAL.

STATE OF TEXAS
MELISSA B. COAD
93852
REGISTERED PROFESSIONAL ENGINEER
07/21/2020

studio | steinbomer
ARCHITECTURE & INTERIORS
1400 S CONGRESS AVE. SUITE B202
AUSTIN, TX 78704
T: 512.479.0022
F: 512.477.4668
www.steinbomer.com

A RENOVATION FOR THE
WILLIAMSON COUNTY JUSTICE CENTER
405 MARTIN LUTHER KING DRIVE,GEORGETOWN, TEXAS. 78626

100% Construction Documents

DATE: 07.21.2020
DRAWN: W&G
SCALE: AS NOTED

No.	Description	Date

TBPE Firm #19701
WILSON & GIRGENTI , LLC
MEP Consulting Engineers
13785 Research Blvd., Suite 125
Austin, TX. 78750
P.O. Box 1377
Safety Harbor, FL 34695
Office: 813 · 855 · 3330
Fax: 727 · 726 · 2070

ELECTRICAL DETAILS & SCHEDULES

E-000

DocuSign Envelope ID: BD1DD069-6BDB-4467-BAD0-FCE7745DF3ED

SITE & ROOF PLAN KEYED NOTES

1. PROVIDE NEW 125 KVA STAND–BY GENSET AND LOCATE ON EXISTING MEDIAN. GENERAL CONTRACTOR TO REMOVE EXISTING TREE AND PROVIDE CONCRETE PAD.
2. HAND DIG TRENCH AND PROVIDE NEW FEEDERS FROM NEW GENSET TO ELECTRIC ROOM EQUIPMENT. REFER TO RISER DIAGRAM FOR MORE INFORMATION. REPAIR SIDEWALK, CURB AND PARKING LOT TO 'LIKE NEW' CONDITION.
3. PROVIDE NEW #1/0 GROUND FROM NEW MAIN TELECOMMUNICATIONS GROUND BAR LOCATED IN ATTIC. ROUTE THROUGH ATTIC THEN ALONG ROOF PARAPET AND DOWN SIDE OF BUILDING TO MAIN GROUND SYSTEM IN MAIN ELECTRIC ROOM. SECURE CABLE AND PROTECT FROM DAMAGE ALONG ENTIRE LENGTH.

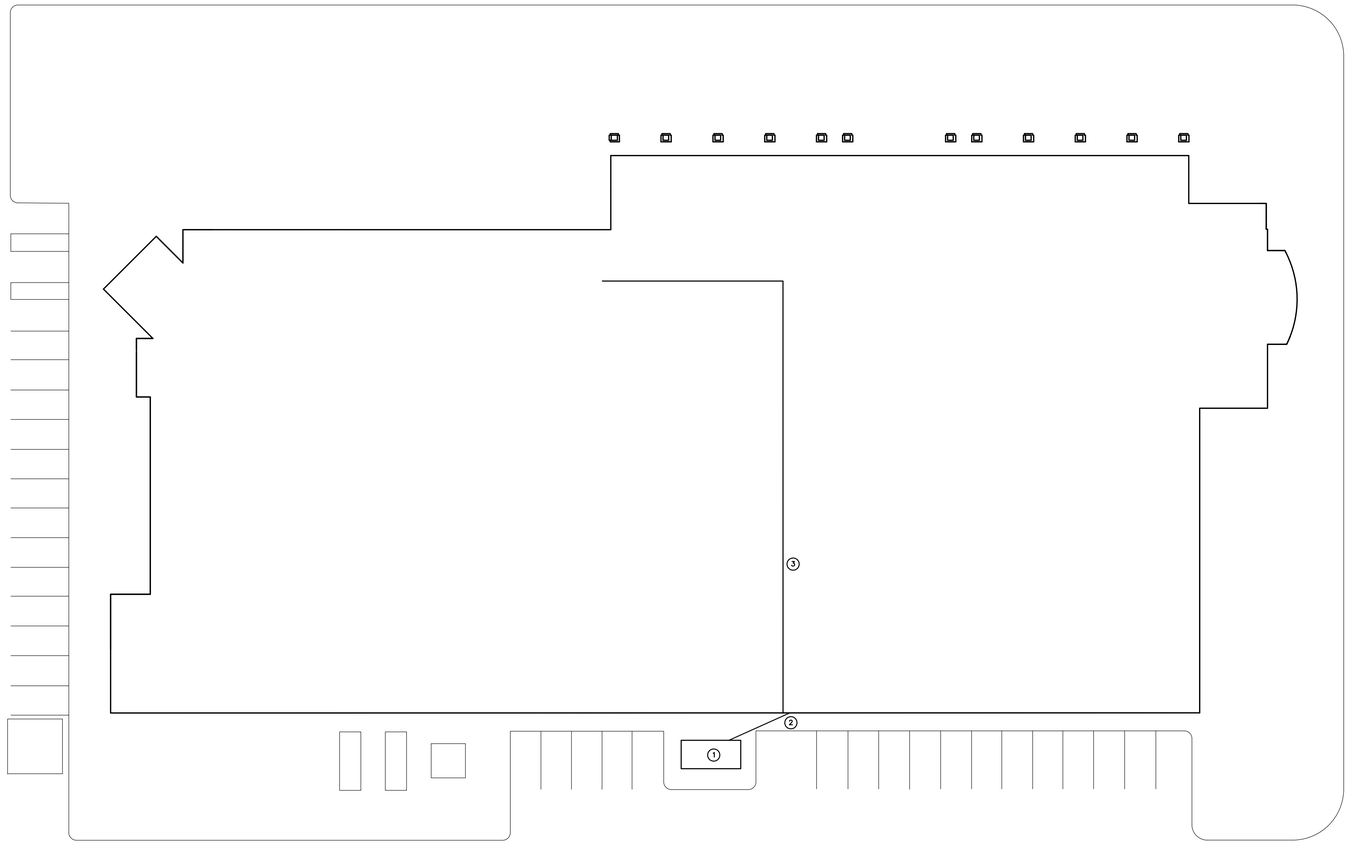

ELECTRICAL SITE PLAN

SCALE: 1" = 20'-0"

N

STATE OF TEXAS
MELISSA B. COAD
93852
REGISTERED
PROFESSIONAL ENGINEER
07/21/2020

studio | steinbomer
ARCHITECTURE & INTERIORS
1400 S CONGRESS AVE. SUITE B202
AUSTIN, TX 78704
T: 512.479.0022
F: 512.477.4668
www.steinbomer.com

WILLIAMSON COUNTY JUSTICE CENTER

A RENOVATION FOR THE

405 MARTIN LUTHER KING DRIVE, GEORGETOWN, TEXAS. 78626

100% Construction Documents

DATE:	07.21.2020
DRAWN:	W&G
SCALE:	AS NOTED

No.	Description	Date

ELECTRICAL SITE PLAN

E-001

TBPE Firm #19701
WILSON & GIRGENTI, LLC
MEP Consulting Engineers
13785 Research Blvd, Suite 125
Austin, TX 78750
P.O. Box 1377
Safety Harbor, FL 34695
Office 813-855-3330
Fax 727-726-2070

DocuSign Envelope ID: BD1DD069-6BDB-4467-BAD0-FCE7745DF3ED

NOTE TO ALL CONTRACTORS:

DEMOLITION DRAWINGS ARE TO THE BEST ABILITY OF THE ENGINEER. ACTUAL INSTALLED CONDITIONS MAY VARY FROM WHAT IS SHOWN ON THE DRAWINGS. NOT ALL EXISTING SPACES WERE MADE AVAILABLE TO THE DESIGN TEAM FOR INSPECTION NOR ARE ELECTRICAL AS-BUILT DRAWINGS AVAILABLE FOR ALL SPACES. THE CONTRACTOR IS RESPONSIBLE FOR WALKING THE JOB SITE PRIOR TO BID. CONTRACTOR'S BID IS TO BE BASED UPON ACTUAL EXISTING CONDITIONS NOT ON WHAT IS SHOWN IN THE DRAWINGS. THE CONTRACTOR IS RESPONSIBLE FOR ANY DISCREPANCIES.

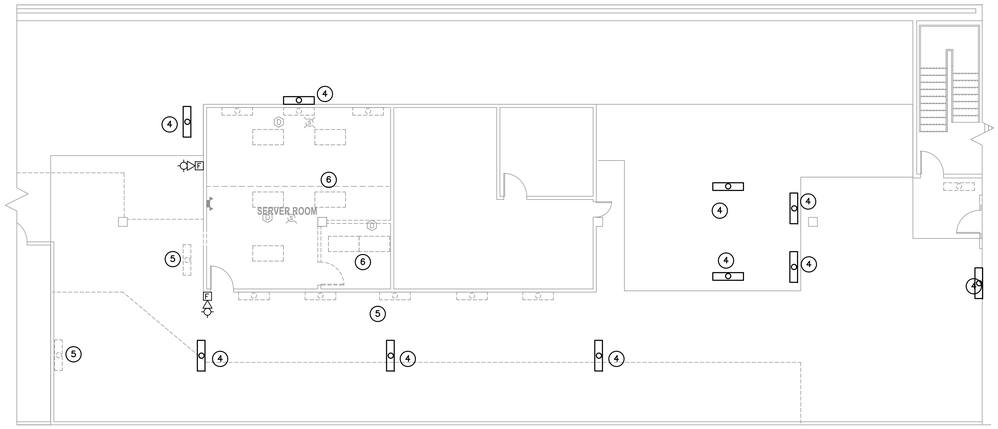

LIGHTING DEMOLITION PLAN - SOUTH ATTIC

SCALE: 1/8" = 1'-0"

LIGHTING DEMOLITION PLAN KEYED NOTES

1. EXISTING 2X4 FIXTURES TO BE REPLACED WITH NEW LED FIXTURES. EXISTING FIXTURES ARE MASTER-SLAVE CONFIGURATION. FIELD VERIFY EXISTING CONDITIONS PRIOR TO ANY WORK. TYPICAL FOR ALL 2X4 FIXTURES SHOWN. ALL CONTROLS TO BE REPLACED.
2. EXISTING 2X4 FIXTURE IS A STAND ALONE FIXTURE AND IS NOT PAIRED WITH ANY OTHER FIXTURES.
3. EXISTING DOWNLIGHTS TO BE REPLACED WITH NEW LED DOWNLIGHTS.
4. EXISTING STRIP FIXTURE TO REMAIN. CONTROLS TO REMAIN.
5. EXISTING WALL MOUNT STRIP FIXTURE TO BE REPLACED.
6. EXISTING FIXTURES, CONTROLS AND CEILING TO BE REMOVED IN THIS ROOM. PROTECT FIRE ALARM DEVICES DURING DEMOLITION AND RELOCATE AS NECESSARY. FIRE ALARM EQUIPMENT IS TO REMAIN IN GOOD WORKING ORDER AT ALL TIMES.
7. EXISTING FIRE ALARM DEVICES TO REMAIN. VERIFY THAT ALL FIRE ALARM EQUIPMENT REMAINS IN GOOD WORKING ORDER AT ALL TIMES. REPLACE ANY DAMAGED EQUIPMENT AS NECESSARY. TYPICAL FOR ALL FIRE ALARM DEVICES.

JURY CALL LIGHTING DEMOLITION PLAN - BASEMENT

SCALE: 1/8" = 1'-0"

STATE OF TEXAS
MELISSA B. COAD
93852
REGISTERED
PROFESSIONAL ENGINEER
07/21/2020

studio | steinbomer
ARCHITECTURE & DESIGN
1405 S. CONGRESS AVE. SUITE B202
AUSTIN, TX 78704
T: 512.479.0022
F: 512.477.4498
www.steinbomer.com

A RENOVATION FOR THE WILLIAMSON COUNTY JUSTICE CENTER

405 MARTIN LUTHER KING DRIVE, GEORGETOWN, TEXAS. 78626

100% Construction Documents

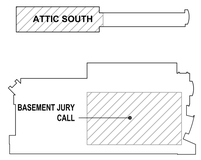

DATE:	07.21.2020
DRAWN:	W&G
SCALE:	AS NOTED

No.	Description	Date

TBPE Firm #19701
WILSON & GIRGENTI, LLC
MEP Consulting Engineers
13785 Research Blvd., Suite 125
Austin, TX 78750
P.O. Box 1377
Safety Harbor, FL 34695
Office 813-855-3330
Fax 727-726-2070

ENLARGED DEMO LIGHTING PLANS

E-101

DocuSign Envelope ID: BD1DD069-6BDB-4467-BAD0-FCE7745DF3ED

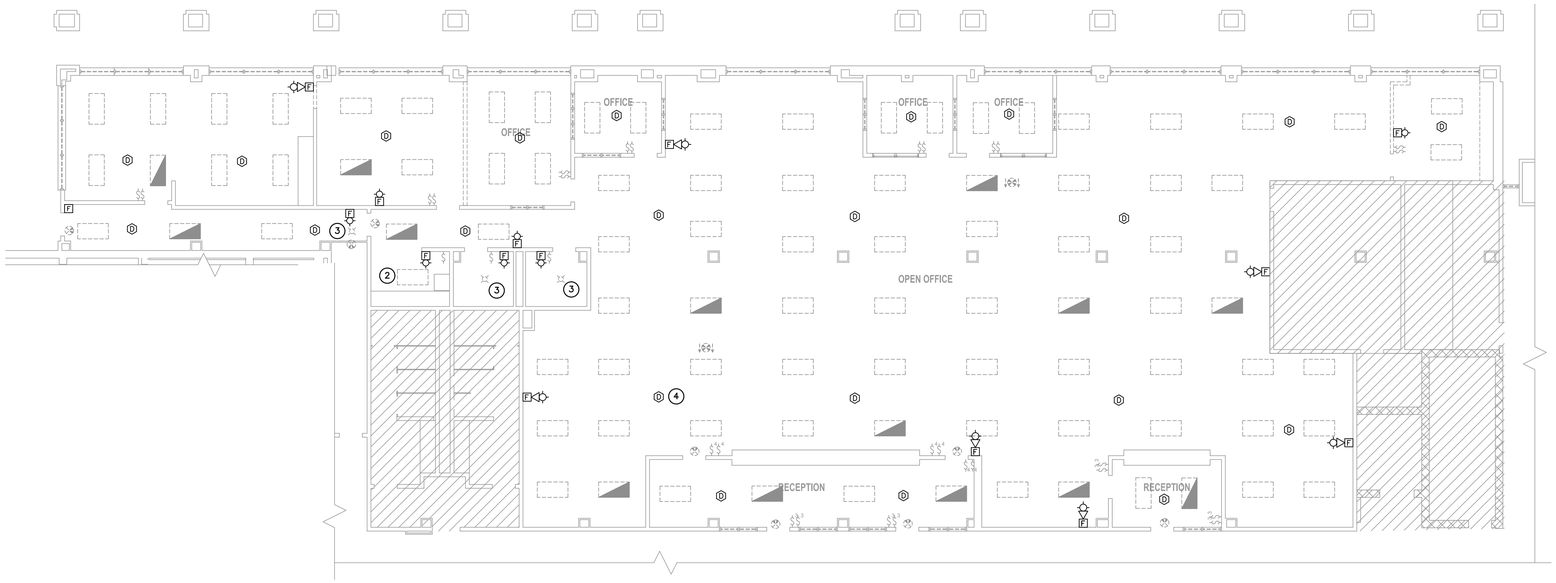

DISTRICT CLERK LIGHTING DEMOLITION PLAN - FIRST FLOOR

SCALE: 1/8" = 1'-0"

N

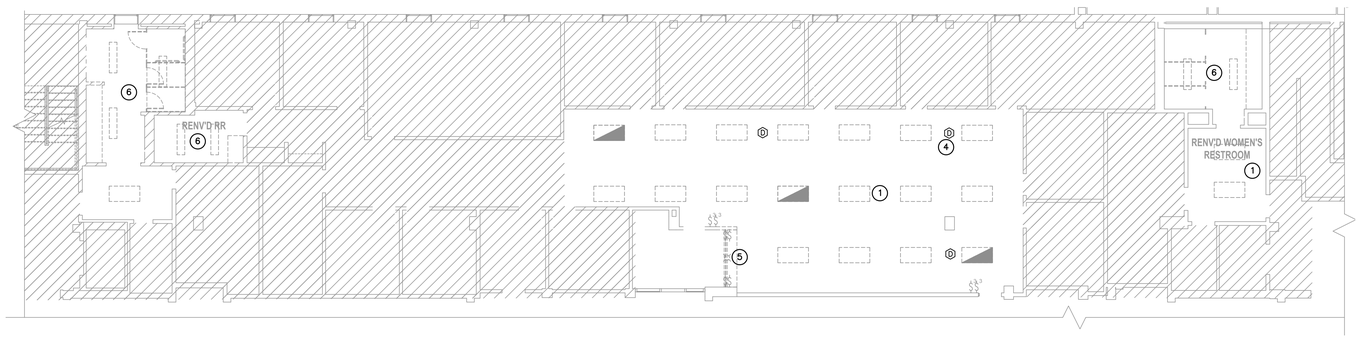

COUNTY ATTORNEY LIGHTING DEMOLITION PLAN - FIRST FLOOR

SCALE: 1/8" = 1'-0"

N

LIGHTING DEMOLITION PLAN KEYED NOTES

1. EXISTING 2X4 FIXTURES TO BE REPLACED WITH NEW LED FIXTURES. EXISTING FIXTURES ARE MASTER-SLAVE CONFIGURATION. FIELD VERIFY EXISTING CONDITIONS PRIOR TO ANY WORK. TYPICAL FOR ALL 2X4 FIXTURES SHOWN. ALL CONTROLS TO BE REPLACED.
2. EXISTING 2X4 FIXTURE IS A STAND ALONE FIXTURE AND IS NOT PAIRED WITH ANY OTHER FIXTURES.
3. EXISTING DOWNLIGHTS TO BE REPLACED WITH NEW LED DOWNLIGHTS.
4. EXISTING FIRE ALARM DEVICES TO REMAIN. VERIFY THAT ALL FIRE ALARM EQUIPMENT REMAINS IN GOOD WORKING ORDER AT ALL TIMES. REPLACE ANY DAMAGED EQUIPMENT AS NECESSARY. TYPICAL FOR ALL FIRE ALARM DEVICES.
5. EXISTING DOWNLIGHT AND ASSOCIATED SWITCHES TO BE REMOVED. VERIFY EXACTLY WHICH FIXTURES ARE CONTROLLED BY SWITCHES. RELOCATE SWITCHES AS NECESSARY FOR LIGHT FIXTURES THAT REMAIN. NO EXISTING CONTROLS TO EXISTING FIXTURE TO REMAIN ARE TO BE ABANDONED.
6. EXISTING 1X4 FIXTURES TO BE REPLACED WITH NEW LED DOWNLIGHTS. REMOVE ALL ASSOCIATED WIRING AND CONTROLS.

STATE OF TEXAS
MELISSA B. COAD
93852
REGISTERED
PROFESSIONAL ENGINEER
07/21/2020

studio | steinbomer
ARCHITECTURE & INTERIORS
1400 S CONGRESS AVE. SUITE B202
AUSTIN, TX 78704
T: 512.479.0022
F: 512.477.4668
www.steinbomer.com

A RENOVATION FOR THE

WILLIAMSON COUNTY JUSTICE CENTER

405 MARTIN LUTHER KING DRIVE, GEORGETOWN, TEXAS. 78626

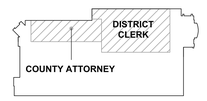

TBPE Firm #10701
WILSON & GIRGENTI, LLC
MEP Consulting Engineers
13785 Research Blvd, Suite 125
Austin, TX 78750
P.O. Box 1377
Safety Harbor, FL 34695
Office 813-855-3330
Fax 727-726-2070

100% Construction Documents

DATE:	07.21.2020
DRAWN:	W&G
SCALE:	AS NOTED

No.	Description	Date

ENLARGED DEMO LIGHTING PLANS - FIRST FLOOR

E-102

DocuSign Envelope ID: BD1DD069-6BDB-4467-BAD0-FCE7745DF3ED

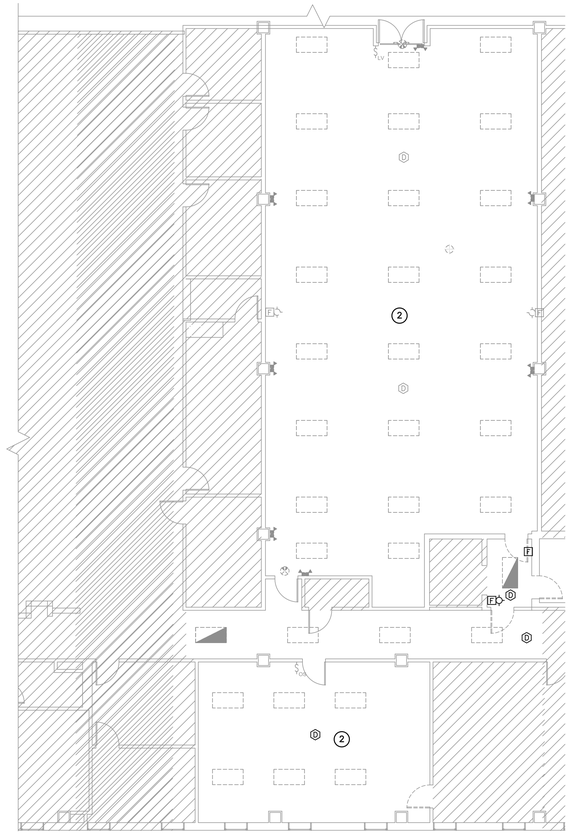

COURTROOM LIGHTING DEMOLITION PLAN - FIRST FLOOR

SCALE: 1/8" = 1'-0"

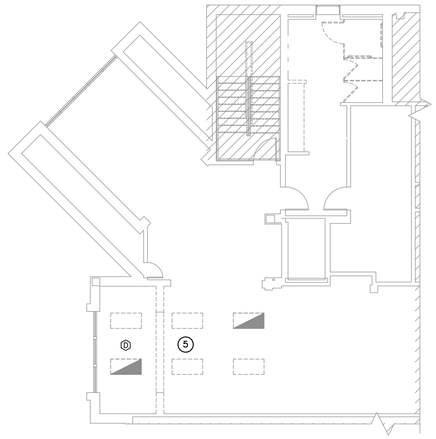

SOUTH VESTIBULE LIGHTING DEMOLITION PLAN - SECOND FLOOR

SCALE: 1/8" = 1'-0"

LIGHTING DEMOLITION PLAN KEYED NOTES

1. EXISTING 2X4 FIXTURES TO BE REPLACED WITH NEW LED FIXTURES. EXISTING FIXTURES ARE MASTER-SLAVE CONFIGURATION. FIELD VERIFY EXISTING CONDITIONS PRIOR TO ANY WORK. TYPICAL FOR ALL 2X4 FIXTURES SHOWN. ALL CONTROLS TO BE REPLACED.
2. EXISTING 2X4 FIXTURES IN THIS ROOM ARE INDIVIDUAL FIXTURES. FIXTURES, CONTROLS AND FIRE ALARM DEVICES ARE TO BE REPLACED.
3. EXISTING RESTROOM LIGHTS AND CONTROLS TO BE REPLACED.
4. EXISTING FIRE ALARM DEVICES TO REMAIN. VERIFY THAT ALL FIRE ALARM EQUIPMENT REMAINS IN GOOD WORKING ORDER AT ALL TIMES. REPLACE ANY DAMAGED EQUIPMENT AS NECESSARY. TYPICAL FOR ALL FIRE ALARM DEVICES.
5. EXISTING FIXTURES ARE MASTER-SLAVE AND ARE CONNECTED TO HALLWAY CONTROLS. FIXTURES ARE TO BE REPLACED AND NEW CONTROLS ADDED.

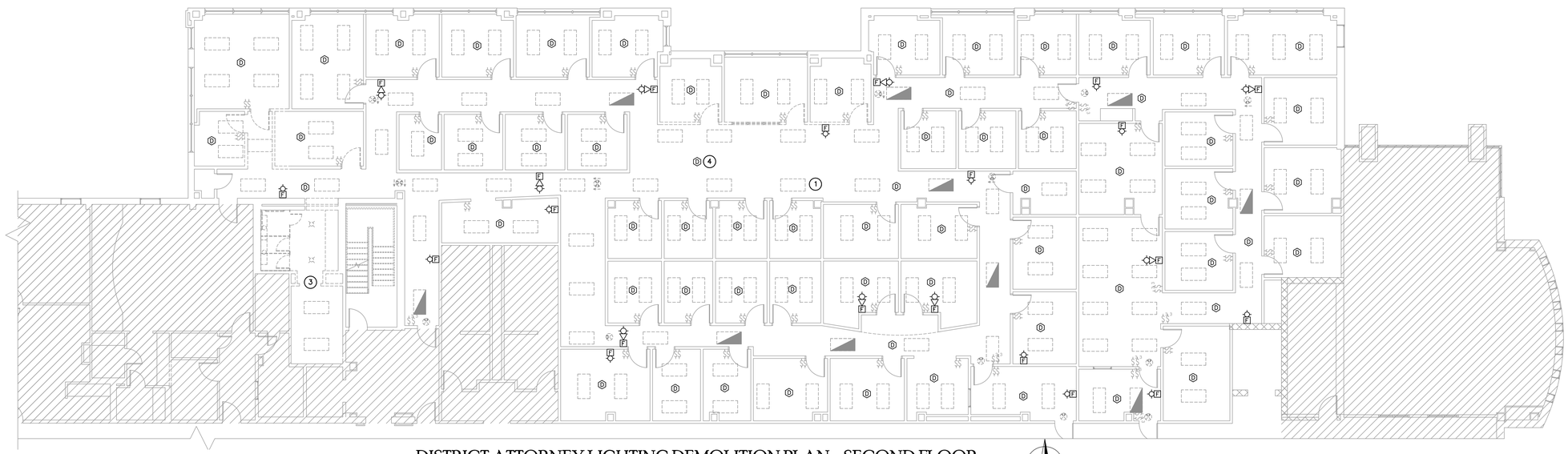

DISTRICT ATTORNEY LIGHTING DEMOLITION PLAN - SECOND FLOOR

SCALE: 1/8" = 1'-0"

STATE OF TEXAS
MELISSA B. COAD
93852
REGISTERED
PROFESSIONAL ENGINEER
07/21/2020

studio | steinbomer
ARCHITECTURE & INTERIORS
1400 S CONGRESS AVE. SUITE B202
AUSTIN, TX 78704
T: 512.479.0022
F: 512.477.4668
www.steinbomer.com

WILLIAMSON COUNTY JUSTICE CENTER

A RENOVATION FOR THE

405 MARTIN LUTHER KING DRIVE,GEORGETOWN, TEXAS. 78626

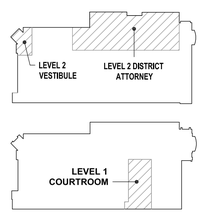

100% Construction Documents

DATE:	07.21.2020
DRAWN:	W&G
SCALE:	AS NOTED

No.	Description	Date

TBPE Firm #19701
WILSON & GIRGENTI, LLC
MEP Consulting Engineers
13785 Research Blvd, Suite 125
Austin, TX 78750
P.O. Box 1377
Safety Harbor, FL 34695
Office 813-855-3330
Fax 727-726-2070

ENLARGED DEMO LIGHTING PLANS SECOND FLOOR

E-103

DocuSign Envelope ID: BD1DD069-6BDB-4467-BAD0-FCE7745DF3ED

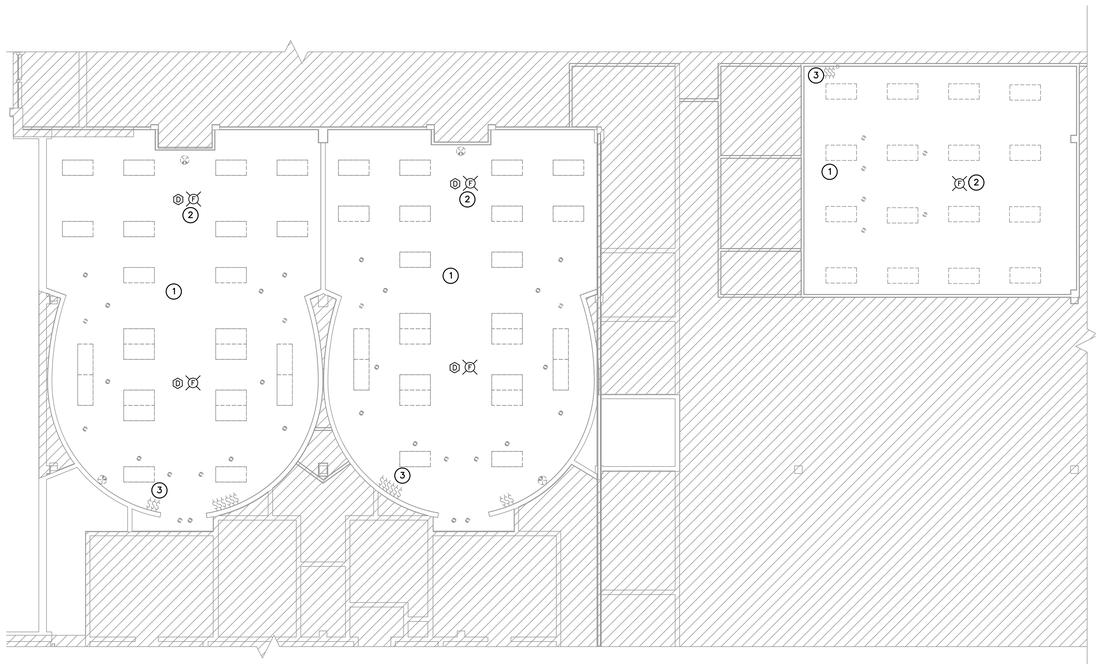

COURTROOM DEMO. LIGHTING - SECOND FLOOR

SCALE: 1/8" = 1'-0"

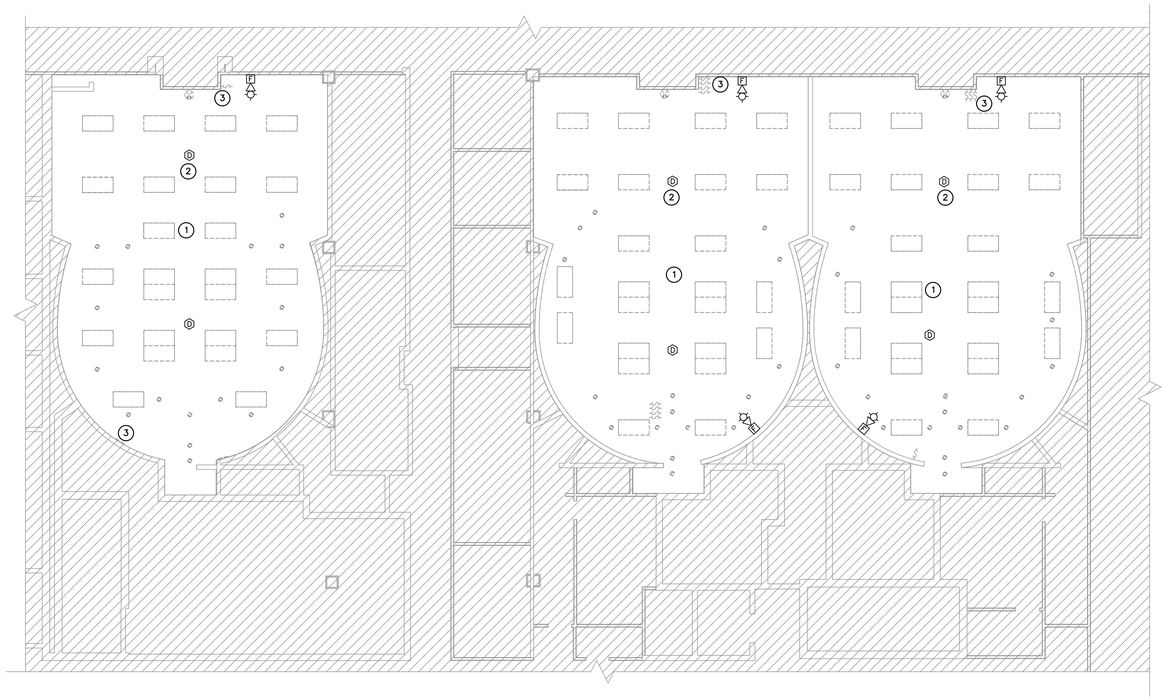

COURTROOM DEMO. LIGHTING - SECOND FLOOR

SCALE: 1/8" = 1'-0"

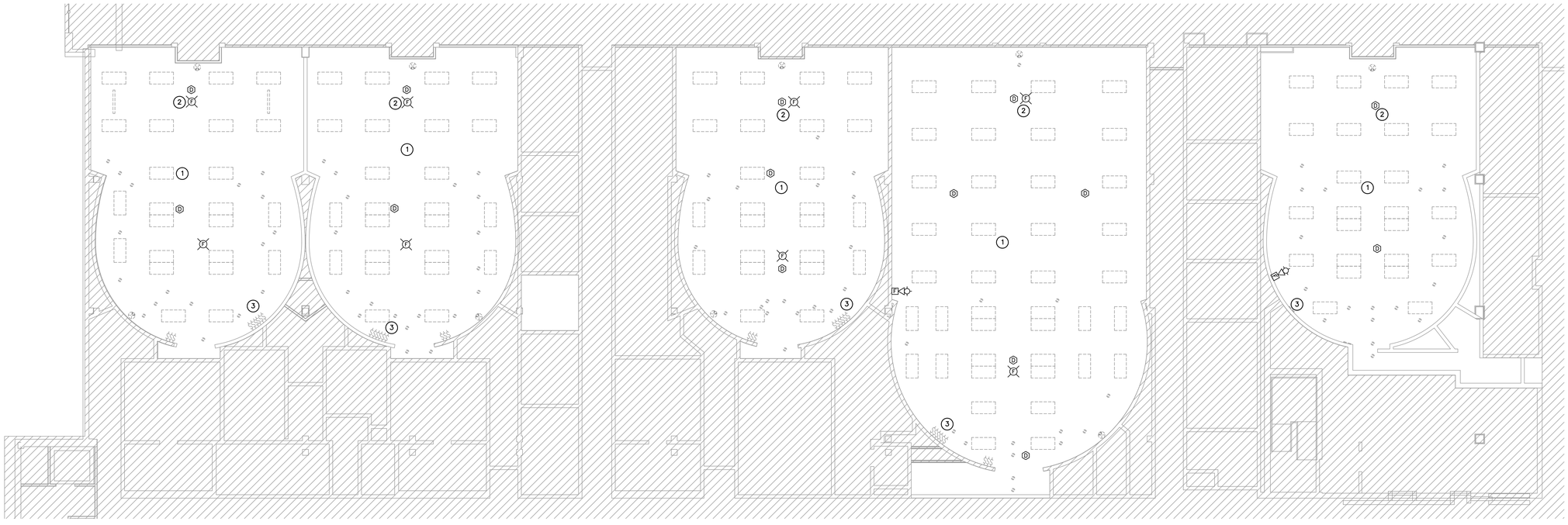

COURTROOM DEMO. LIGHTING - FIRST FLOOR

SCALE: 1/8" = 1'-0"

LIGHTING DEMOLITION PLAN KEYED NOTES

1. EXISTING DOWNLIGHTS, 2X4 FIXTURES & EXITS TO BE REPLACED WITH NEW LED FIXTURES. EXISTING 2X4 FIXTURES ARE MASTER-SLAVE CONFIGURATION. FIELD VERIFY EXISTING CONDITIONS PRIOR TO ANY WORK. TYPICAL FOR ALL FIXTURES SHOWN.
2. EXISTING FIRE ALARM DEVICES TO REMAIN. VERIFY THAT ALL FIRE ALARM EQUIPMENT REMAINS IN GOOD WORKING ORDER AT ALL TIMES. REPLACE ANY DAMAGED EQUIPMENT AS NECESSARY. TYPICAL FOR ALL FIRE ALARM DEVICES.
3. EXISTING LIGHTING CONTROLS TO BE REPLACED WITH NEW DIMMING SYSTEM. REMOVE ALL ASSOCIATED PIPE AND WIRE. COVER ALL ABANDONED JUNCTION BOXES WITH BROWN BLANK COVER PLATES.

STATE OF TEXAS
MELISSA B. COAD
93852
REGISTERED
PROFESSIONAL ENGINEER
07/21/2020

studio | steinbomer
ARCHITECTURE & PLANNING
1405 S CONGRESS AVE. SUITE B202
AUSTIN, TX 78704
T: 512.479.0022
F: 512.477.4998
www.steinbomer.com

A RENOVATION FOR THE

WILLIAMSON COUNTY JUSTICE CENTER

405 MARTIN LUTHER KING DRIVE, GEORGETOWN, TEXAS. 78626

100% Construction Documents

DATE:	07.21.2020
DRAWN:	W&G
SCALE:	AS NOTED

No.	Description	Date

ENLARGED DEMOLITION PLANS - LIGHTING

E-104

TBPE Firm #F0701
WILSON & GIRGENTI, LLC
MEP Consulting Engineers
13785 Research Blvd., Suite 125
Austin, TX 78750
P.O. Box 1377
Safety Harbor, FL 34695
Office 813-855-5330
Fax 727-726-2070

DocuSign Envelope ID: BD1DD069-6BDB-4467-BAD0-FCE7745DF3ED

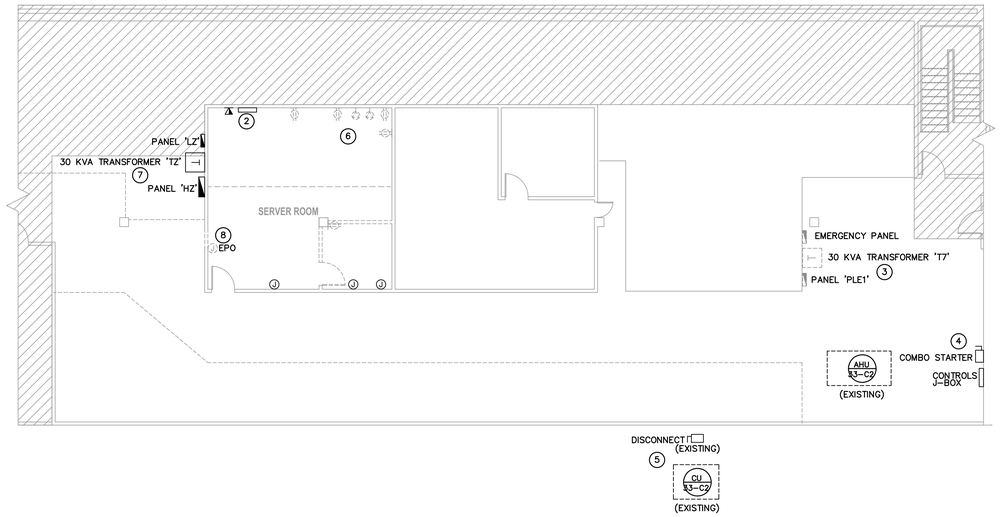

ATTIC SOUTH POWER DEMOLITION PLAN

SCALE: 1/8" = 1'-0"

N

POWER DEMOLITION PLAN KEYED NOTES

1. EXISTING RECEPTACLES AND TELECOMMUNICATION DEVICES TO REMAIN.
2. EXISTING RADIO EQUIPMENT TO REMAIN. PROTECT EQUIPMENT DURING DEMOLITION. COORDINATE WITH WILCO STAFF FOR TEMPORARY SHUT DOWN TO SWITCH EQUIPMENT FROM EXISTING POWER SOURCE TO NEW POWER SOURCE. DOWN TIME IS TO BE MINIMIZED AS MUCH AS POSSIBLE.
3. EXISTING EMERGENCY PANELS, TRANSFORMER AND FEEDERS TO BE REPLACED BY NEW EQUIPMENT AND CONNECTED TO NEW GENERATOR.
4. EXISTING AHU 33-C2 TO REMAIN. EXISTING COMBO STARTER TO REMAIN AND BE RECONNECTED TO NEW EMERGENCY PANEL.
5. EXISTING CU 33-C2 TO REMAIN. EXISTING RACK MOUNTED DISCONNECT TO REMAIN AND BE CONNECTED TO NEW EMERGENCY PANEL.
6. EXISTING SERVER ROOM RECEPTACLES TO BE REMOVED AFTER NEW SERVER RECEPTACLES HAVE BEEN INSTALLED TO MINIMIZE DOWN TIME. COORDINATE WITH WILCO TELECOMMUNICATIONS STAFF AND FACILITY ELECTRICIAN TO PHASE DEMOLITION AND NEW WORK TO MINIMIZE SERVER DOWN TIME.
7. EXISTING PANELS AND TRANSFORMER TO REMAIN. PROTECT EQUIPMENT DURING DEMOLITION AND NEW CONSTRUCTION.
8. EXISTING EPO BUTTON TO BE REMOVED.

NOTE TO ALL CONTRACTORS:

DEMOLITION DRAWINGS ARE TO THE BEST ABILITY OF THE ENGINEER. ACTUAL INSTALLED CONDITIONS MAY VARY FROM WHAT IS SHOWN ON THE DRAWINGS. NOT ALL EXISTING SPACES WERE MADE AVAILABLE TO THE DESIGN TEAM FOR INSPECTION NOR ARE ELECTRICAL AS-BUILT DRAWINGS AVAILABLE FOR ALL SPACES. THE CONTRACTOR IS RESPONSIBLE FOR WALKING THE JOB SITE PRIOR TO BID. CONTRACTOR'S BID IS TO BE BASED UPON ACTUAL EXISTING CONDITIONS NOT ON WHAT IS SHOWN IN THE DRAWINGS. THE CONTRACTOR IS RESPONSIBLE FOR ANY DISCREPANCIES.

BASEMENT JURY CALL POWER DEMOLITION PLAN

SCALE: 1/8" = 1'-0"

N

STATE OF TEXAS
MELISSA B. COAD
93852
REGISTERED
PROFESSIONAL ENGINEER
07/21/2020

studio | steinbomer
ARCHITECTURE & INTERIORS
1400 S CONGRESS AVE. SUITE B202
AUSTIN, TX 78704
T: 512.479.0022
F: 512.477.4668
www.steinbomer.com

A RENOVATION FOR THE WILLIAMSON COUNTY JUSTICE CENTER

405 MARTIN LUTHER KING DRIVE, GEORGETOWN, TEXAS. 78626

100% Construction Documents

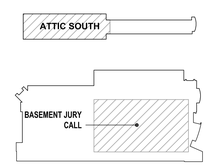

DATE:	07.21.2020
DRAWN:	W&G
SCALE:	AS NOTED

No.	Description	Date

TBPE Firm #19701
WILSON & GIRGENTI, LLC
MEP Consulting Engineers
13785 Research Blvd, Suite 125
Austin, TX 78750
P.O. Box 1377
Safety Harbor, FL 34695
Office: 813-805-3330
Fax: 727-726-2070

ENLARGED DEMO PLANS - POWER

E-105

DocuSign Envelope ID: BD1DD069-6BDB-4467-BAD0-FCE7745DF3ED

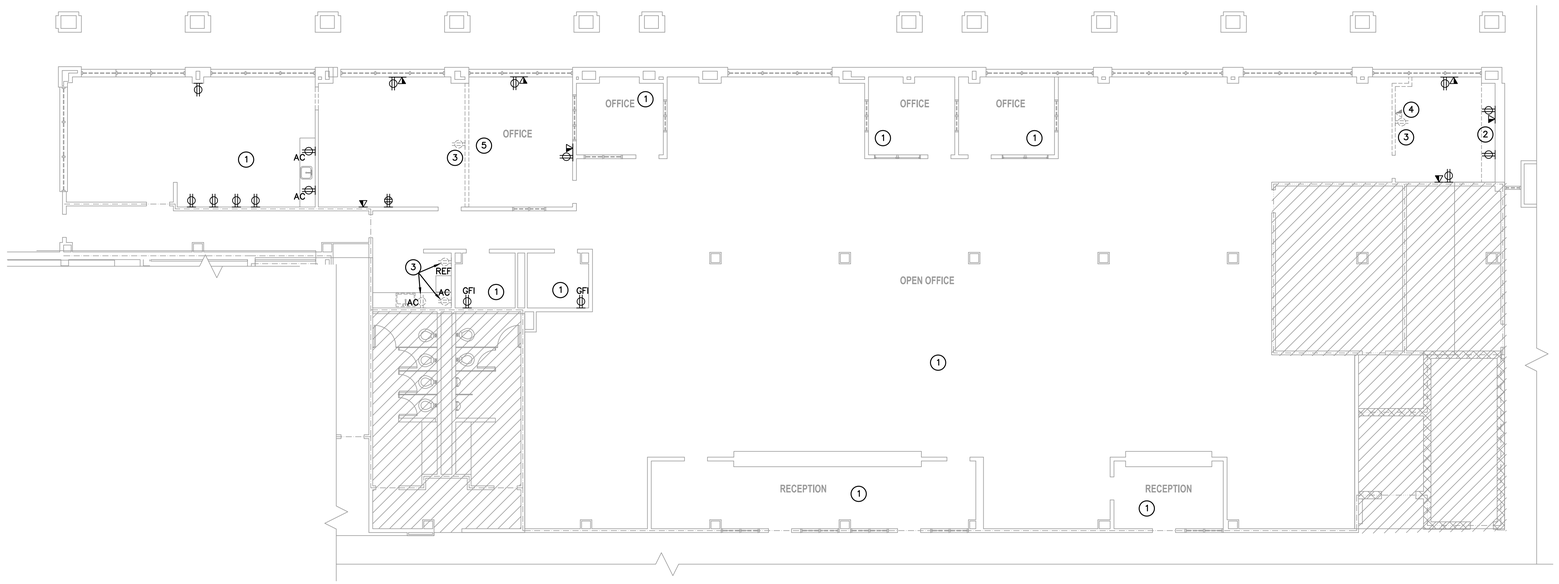

DISTRICT CLERK POWER DEMOLITION PLAN - FIRST FLOOR

SCALE: 1/8" = 1'-0"

N

POWER DEMOLITION PLAN KEYED NOTES

1. EXISTING RECEPTACLES AND TELECOMMUNICATION DEVICES IN THIS ROOM ARE TO REMAIN. PROTECT THROUGHOUT DEMOLITION AND CONSTRUCTION.
2. RECEPTACLES AND TELECOMMUNICATION DEVICES OR ROUGH-IN ON THIS WALL MAY BE LOCATED BEHIND BUILT-IN CABINETS THAT ARE TO BE REMOVED.
3. REMOVE EXISTING RECEPTACLE AND ASSOCIATED CONDUIT AND WIRE BACK TO NEAREST ACCESSIBLE J-BOX. CIRCUIT TO REMAIN AND BE USED FOR NEW WORK.
4. REMOVE EXISTING TELECOMMUNICATION DEVICE. COORDINATE WITH WILCO IT PERSONNEL FOR ANY OTHER ASSOCIATED WORK.
5. THIS WALL TO BE REMOVED MAY HAVE EXISTING ELECTRICAL AND TELECOMMUNICATION DEVICES. FIELD VERIFY PRIOR TO ANY WALL DEMOLITION.
6. REMOVE EXISTING RECEPTACLE FOR RESTROOM RENOVATIONS. CIRCUIT TO REMAIN FOR NEW DEVICES.

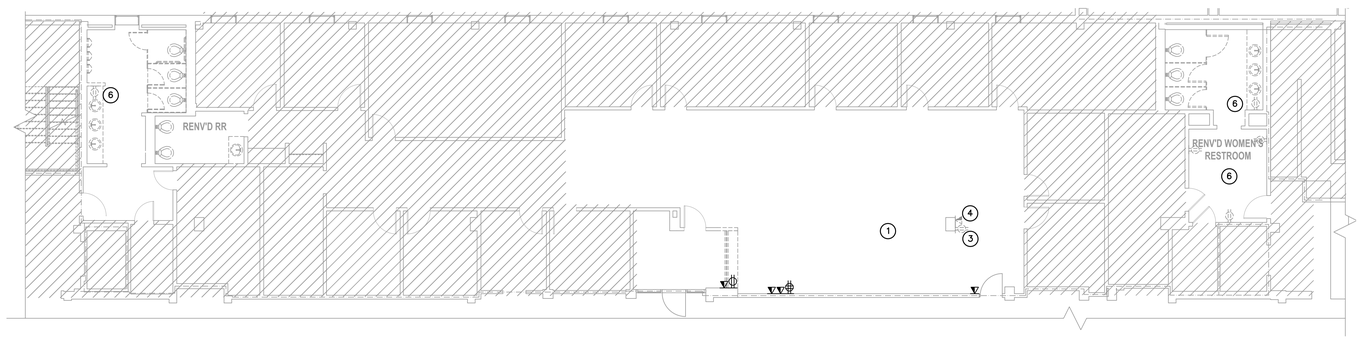

COUNTY ATTORNEY POWER DEMOLITION PLAN - FIRST FLOOR

SCALE: 1/8" = 1'-0"

N

NOTE TO ALL CONTRACTORS:

DEMOLITION DRAWINGS ARE TO THE BEST ABILITY OF THE ENGINEER. ACTUAL INSTALLED CONDITIONS MAY VARY FROM WHAT IS SHOWN ON THE DRAWINGS. NOT ALL EXISTING SPACES WERE MADE AVAILABLE TO THE DESIGN TEAM FOR INSPECTION NOR ARE ELECTRICAL AS-BUILT DRAWINGS AVAILABLE FOR ALL SPACES. THE CONTRACTOR IS RESPONSIBLE FOR WALKING THE JOB SITE PRIOR TO BID. CONTRACTOR'S BID IS TO BE BASED UPON ACTUAL EXISTING CONDITIONS NOT ON WHAT IS SHOWN IN THE DRAWINGS. THE CONTRACTOR IS RESPONSIBLE FOR ANY DISCREPANCIES.

STATE OF TEXAS
MELISSA B. COAD
93852
REGISTERED PROFESSIONAL ENGINEER
07/21/2020

studio | steinbomer
ARCHITECTURE & INTERIORS
1400 S CONGRESS AVE. SUITE B202
AUSTIN, TX 78704
T: 512.479.0022
F: 512.477.4668
www.steinbomer.com

A RENOVATION FOR THE WILLIAMSON COUNTY JUSTICE CENTER

405 MARTIN LUTHER KING DRIVE, GEORGETOWN, TEXAS. 78626

100% Construction Documents

DATE:	07.21.2020
DRAWN:	W&G
SCALE:	AS NOTED

No.	Description	Date

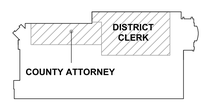

TBPE Firm #19701
WILSON & GIRGENTI, LLC
MEP Consulting Engineers
13785 Research Blvd, Suite 125
Austin, TX 78750
P.O. Box 1377
Safety Harbor, FL 34695
Office 813-855-3330
Fax 727-726-2070

ENLARGED DEMO PLANS - POWER

E-106

DocuSign Envelope ID: BD1DD069-6BDB-4467-BAD0-FCE7745DF3ED

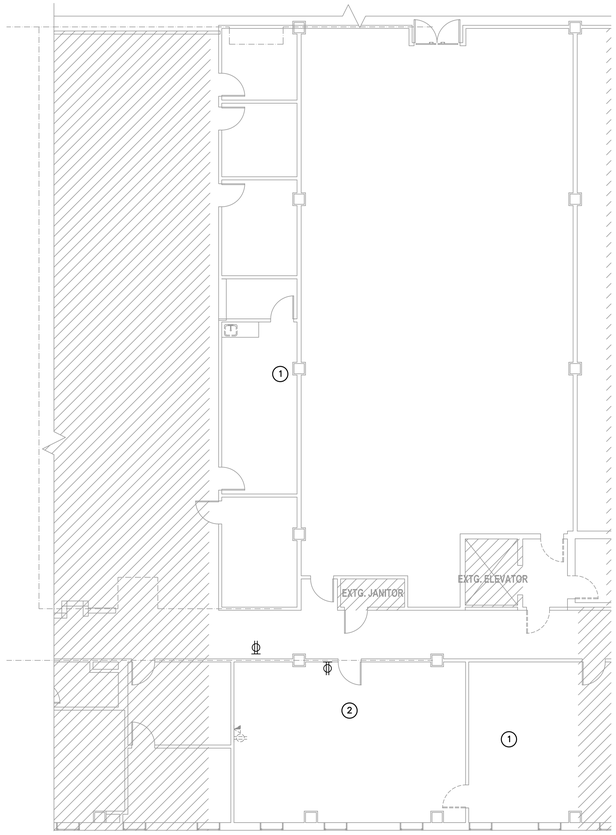

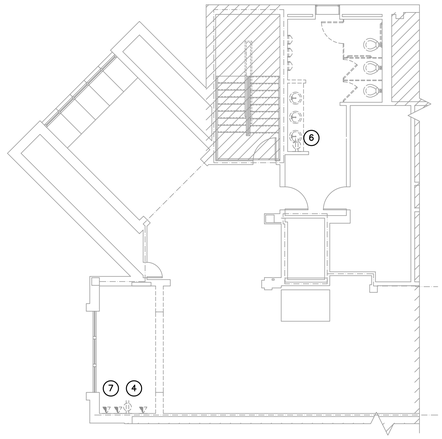

LEVEL 2 EXISTING VESTIBULE POWER DEMOLITION PLAN

SCALE: 1/8" = 1'-0"

N

POWER DEMOLITION PLAN KEYED NOTES

1. THERE ARE NO EXISTING RECEPTACLES OR TELECOMMUNICATION DEVICES KNOWN FOR THIS SPACE. VERIFY PRIOR TO ANY WORK.
2. EXISTING RECEPTACLES AND TELECOMMUNICATION DEVICES IN THIS SPACE WERE NOT ACCESSIBLE TO THE DESIGN TEAM. VERIFY EXACT FIELD CONDITIONS PRIOR TO ANY WORK.
3. EXISTING RECEPTACLES AND TELECOMMUNICATION DEVICES IN THIS SPACE TO REMAIN AS IS. PROTECT EQUIPMENT THROUGHOUT CONSTRUCTION.
4. EXISTING RECEPTACLE TO BE REMOVED IN PREPARATION FOR DEMOLITION OF WALL. REMOVE ASSOCIATED CONDUIT AND WIRE BACK TO NEAREST J-BOX. VERIFY THAT OTHER DEVICES ON SAME CIRCUIT REMAIN IN GOOD WORKING ORDER.
5. PARTIAL DEMOLITION OF WALLS IN THIS SPACE. VERIFY THAT EXISTING RECEPTACLES AND TELECOMMUNICATION DEVICES IN WALL TO REMAIN STAY IN GOOD WORKING ORDER THROUGHOUT CONSTRUCTION.
6. EXISTING RECEPTACLE IS TO BE RELOCATED DUE TO RESTROOM RENOVATIONS.
7. REMOVE EXISTING TELECOMMUNICATIONS DEVICE ROUGH-IN EQUIPMENT AND ANY ASSOCIATED CONDUIT.

NOTE TO ALL CONTRACTORS:

DEMOLITION DRAWINGS ARE TO THE BEST ABILITY OF THE ENGINEER. ACTUAL INSTALLED CONDITIONS MAY VARY FROM WHAT IS SHOWN ON THE DRAWINGS. NOT ALL EXISTING SPACES WERE MADE AVAILABLE TO THE DESIGN TEAM FOR INSPECTION NOR ARE ELECTRICAL AS-BUILT DRAWINGS AVAILABLE FOR ALL SPACES. THE CONTRACTOR IS RESPONSIBLE FOR WALKING THE JOB SITE PRIOR TO BID. CONTRACTOR'S BID IS TO BE BASED UPON ACTUAL EXISTING CONDITIONS NOT ON WHAT IS SHOWN IN THE DRAWINGS. THE CONTRACTOR IS RESPONSIBLE FOR ANY DISCREPANCIES.

LEVEL 1 COURTROOM POWER DEMOLITION PLAN

SCALE: 1/8" = 1'-0"

N

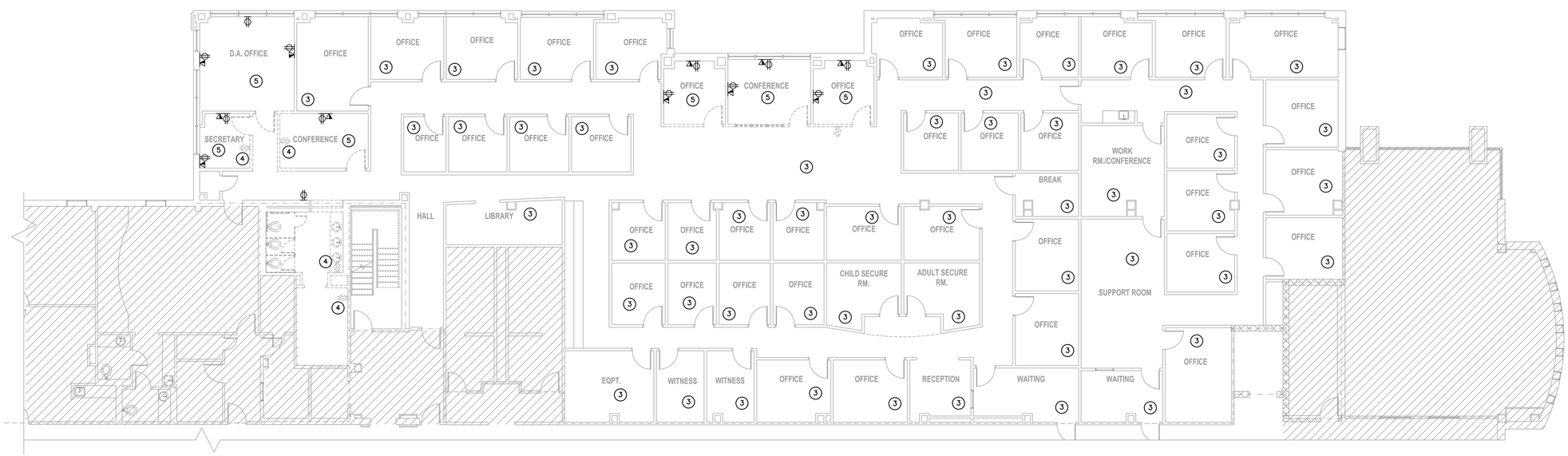

LEVEL 2 DISTRICT ATTORNEY POWER DEMOLITION PLAN

SCALE: 1/8" = 1'-0"

N

STATE OF TEXAS
MELISSA B. COAD
93852
REGISTERED
PROFESSIONAL ENGINEER
07/21/2020

studio | steinbomer
ARCHITECTURE & INTERIORS
1400 S CONGRESS AVE. SUITE B202
AUSTIN, TX 78704
T: 512.479.0022
F: 512.477.4668
www.steinbomer.com

A RENOVATION FOR THE WILLIAMSON COUNTY JUSTICE CENTER

405 MARTIN LUTHER KING DRIVE, GEORGETOWN, TEXAS. 78626

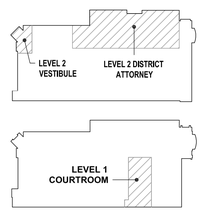

100% Construction Documents

DATE:	07.21.2020
DRAWN:	W&G
SCALE:	AS NOTED

No.	Description	Date

TBPE Firm #10701
WILSON & GIRGENTI, LLC
MEP Consulting Engineers
13785 Research Blvd, Suite 125
Austin, TX 78750
P.O. Box 1377
Safety Harbor, FL 34695
Office 813- 855- 5330
Fax 727- 726- 2070

ENLARGED DEMO PLANS - POWER

E-107

DocuSign Envelope ID: BD1DD069-6BDB-4467-BAD0-FCE7745DF3ED

LIGHTING PLAN KEYED NOTES

1. EXISTING 2X4 FIXTURES TO BE REPLACED WITH NEW LED FIXTURES. EXISTING FIXTURES ARE MASTER-SLAVE CONFIGURATION. FIELD VERIFY EXISTING CONDITIONS PRIOR TO ANY WORK. TYPICAL FOR ALL 2X4 FIXTURES SHOWN. RECONNECT TO EXISTING CIRCUIT SERVING SPACE.
2. PROVIDE NEW LIGHTING CONTROL SYSTEM FOR JURY CALL ROOM. ALL FIXTURES ARE TO HAVE INDIVIDUAL DIMMING CONTROLS AND ARE TO BE HARD WIRED. SYSTEM SHALL HAVE ONE MASTER CONTROL AND TWO REMOTE CONTROL LOCATIONS. ONE REMOTE LOCATION SHALL BE ON THE JUDGES BENCH AND THE SECOND SHALL BE FOR THE USE OF THE BAILIFF. COORDINATE EXACT LOCATIONS AND PROGRAMMING REQUIREMENTS WITH HEAD BAILIFF PRIOR TO ANY WORK. PROVIDE FOR ONE SITE VISIT FOR JURY CALL ROOM 6 MONTHS AFTER OWNER OCCUPANCY FOR REPROGRAMMING OF THE SYSTEM AS NECESSARY.
3. EXISTING FIRE ALARM DEVICES TO REMAIN. VERIFY THAT ALL FIRE ALARM EQUIPMENT REMAINS IN GOOD WORKING ORDER AT ALL TIMES. REPLACE ANY DAMAGED EQUIPMENT AS NECESSARY. TYPICAL FOR ALL FIRE ALARM DEVICES.
4. PROVIDE NEW IECC2015 COMPLIANT LIGHTING CONTROLS FOR CORRIDOR. COORDINATE WITH HEAD BAILIFF FOR EXACT LOCATION OF OVERRIDE SWITCHING. FIELD VERIFY EXISTING CONDITIONS PRIOR TO ANY WORK.

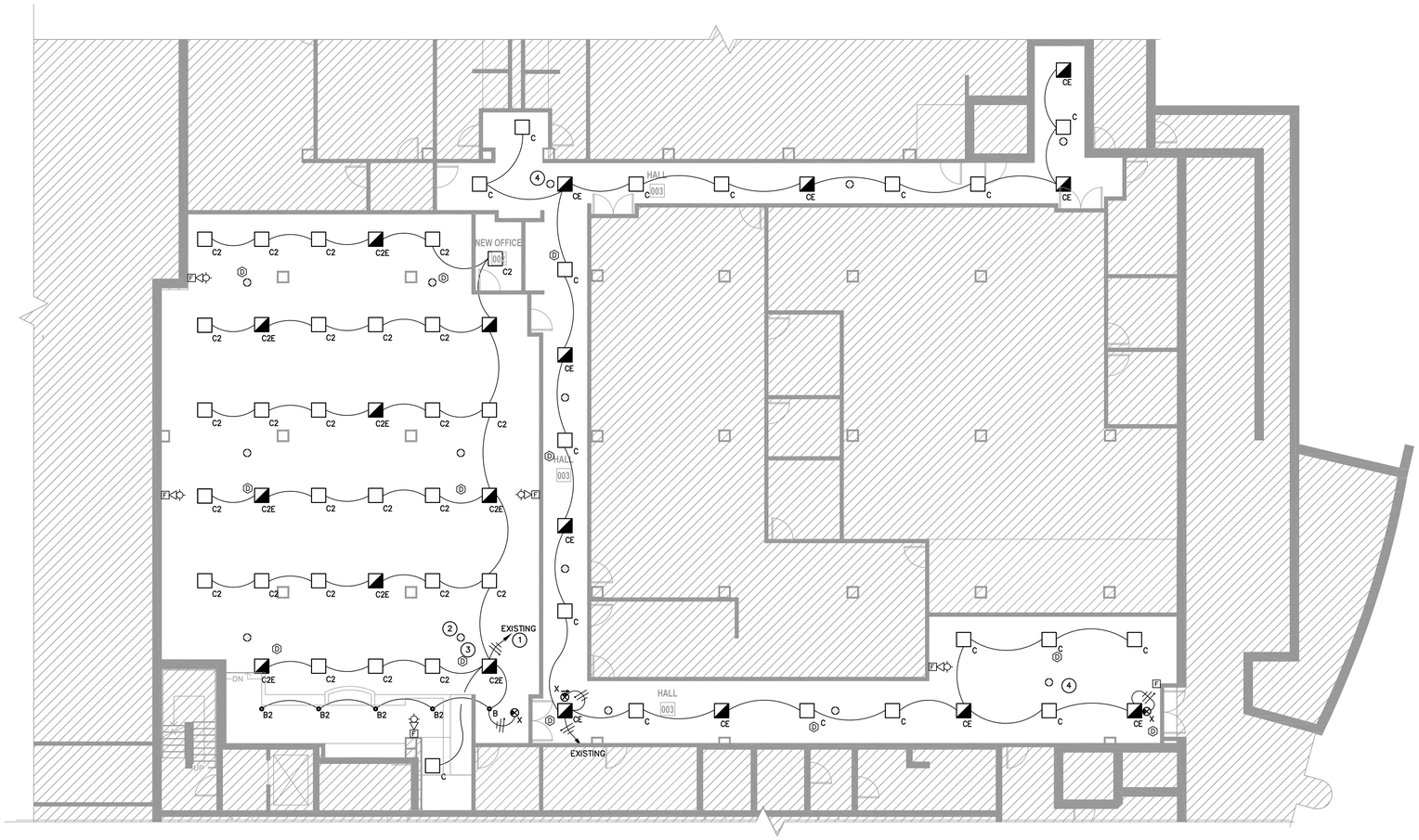

JURY CALL NEW LIGHTING PLAN - BASEMENT

SCALE: 1/8" = 1'-0"

N

STATE OF TEXAS
WELISSA B. COAD
93652
REGISTERED
PROFESSIONAL ENGINEER
07/21/2020

studio | steinbomer
ARCHITECTURE & INTERIORS
1400 S.CONGRESS AVE. SUITE B202
AUSTIN, TX 78704
T: 512.479.0022
F: 512.477.4668
www.steinbomer.com

WILLIAMSON COUNTY JUSTICE CENTER

A RENOVATION FOR THE

405 MARTIN LUTHER KING DRIVE,GEORGETOWN, TEXAS. 78626

100% Construction Documents

DATE:	07.21.2020
DRAWN:	W&G
SCALE:	AS NOTED

No.	Description	Date

ENLARGED NEW CONSTRUCTION PLANS - LIGHTING

E-201

TBPE Firm #19701
WILSON & GIRGENTI, LLC
MEP Consulting Engineers
13785 Research Blvd., Suite 125
Austin, TX 78750
P.O. Box 1377
Safety Harbor, FL 34695
Office: 813-855-3330
Fax: 727-726-2070

DocuSign Envelope ID: BD1DD069-6BDB-4467-BAD0-FCE7745DF3ED

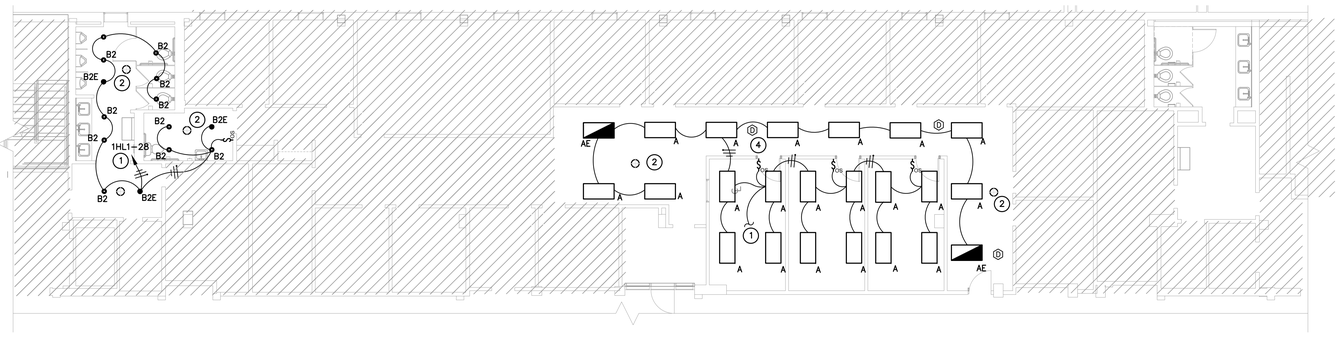

COUNTY ATTORNEY NEW LIGHTING PLAN - FIRST FLOOR

SCALE: 1/8" = 1'-0"

N

LOWER CASE LETTERS ADDED TO SHOW LIGHTING CONTROL ZONES.

LIGHTING PLAN KEYED NOTES

1. CONNECT NEW LIGHT FIXTURES TO EXISTING CIRCUIT SERVING SAME SPACE.
2. PROVIDE NEW IECC2015 COMPLIANT LIGHTING CONTROLS. FIELD VERIFY EXISTING CONDITIONS PRIOR TO ANY WORK.
3. COORDINATE WITH WILCO FOR EXACT CONTROL REQUIREMENTS FOR FIXTURES IN HOLDING CELLS AND SECURE AREA.
4. EXISTING FIRE ALARM DEVICES TO REMAIN. VERIFY THAT ALL FIRE ALARM EQUIPMENT REMAINS IN GOOD WORKING ORDER AT ALL TIMES. REPLACE ANY DAMAGED EQUIPMENT AS NECESSARY. TYPICAL FOR ALL FIRE ALARM DEVICES.
5. PROVIDE NEW DIMMING CONTROL SYSTEM FOR COURTROOM. ALL FIXTURES ARE TO HAVE DIMMING CONTROL ZONES AS SHOWN AND BE HARD WIRED. SYSTEM IS TO HAVE ONE MASTER CONTROL LOCATION AND TWO REMOTE CONTROL LOCATIONS. ONE CONTROL LOCATION SHALL BE LOCATED ON THE JUDGES BENCH AND THE OTHER IS TO BE FOR THE USE OF THE BAILIFF. EACH FIXTURE IS TO BE CAPABLE OF BEING DIMMED TO 1%. COORDINATE EXACT PROGRAMMING AND CONTROL LOCATION POINTS WITH HEAD BAILIFF PRIOR TO ANY WORK.

HOLDING CELLS SPECIAL NOTES

CONTRACTOR IS TO VERIFY THAT ALL LIFE SAFETY SYSTEMS, EMERGENCY ILLUMINATION SYSTEMS AND SECURITY SYSTEMS REMAIN IN GOOD WORKING ORDER AND HAVE EMERGENCY BACK-UP BATTERY OR ARE CONNECTED TO EMERGENCY GENERATOR.

CONTRACTOR IS TO VERIFY THAT EMERGENCY BACK-UP BATTERIES IN HOLDING CELL AND ALL OTHER SECURE AREA LIGHT FIXTURES ARE IN GOOD WORKING ORDER.

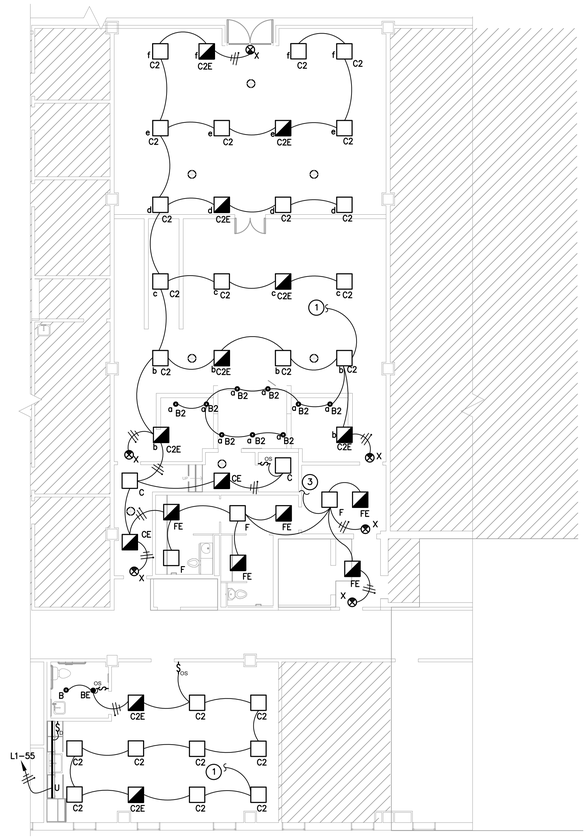

COURTROOM NEW LIGHTING PLAN - FIRST FLOOR

SCALE: 1/8" = 1'-0"

N

DISTRICT CLERK NEW LIGHTING PLAN - FIRST FLOOR

SCALE: 1/8" = 1'-0"

N

STATE OF TEXAS
MELISSA B. COAD
83852
REGISTERED
PROFESSIONAL ENGINEER
10/07/2020

studio | steinbomer
ARCHITECTURE & PLANNING
1405 S CONGRESS AVE. SUITE B202
AUSTIN, TX 78704
T: 512.479.0022
F: 512.477.8498
www.steinbomer.com

A RENOVATION FOR THE WILLIAMSON COUNTY JUSTICE CENTER

405 MARTIN LUTHER KING DRIVE, GEORGETOWN, TEXAS. 78626

100% Construction Documents

DATE:	07.21.2020
DRAWN:	W&G
SCALE:	AS NOTED

No.	Description	Date
1	Addendum #3	9.4.20
2	ASI #1	10.26.20

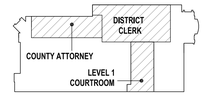

TBPE Firm #19701
WILSON & GIRGENTI, LLC
MEP Consulting Engineers
13785 Research Blvd, Suite 125
Austin, TX 78750
P.O. Box 1377
Safety Harbor, FL 34695
Office: 813-855-3330
Fax: 727-726-2070

ENLARGED NEW CONSTRUCTION PLANS - LIGHTING

E-202

DocuSign Envelope ID: BD1DD069-6BDB-4467-BAD0-FCE7745DF3ED

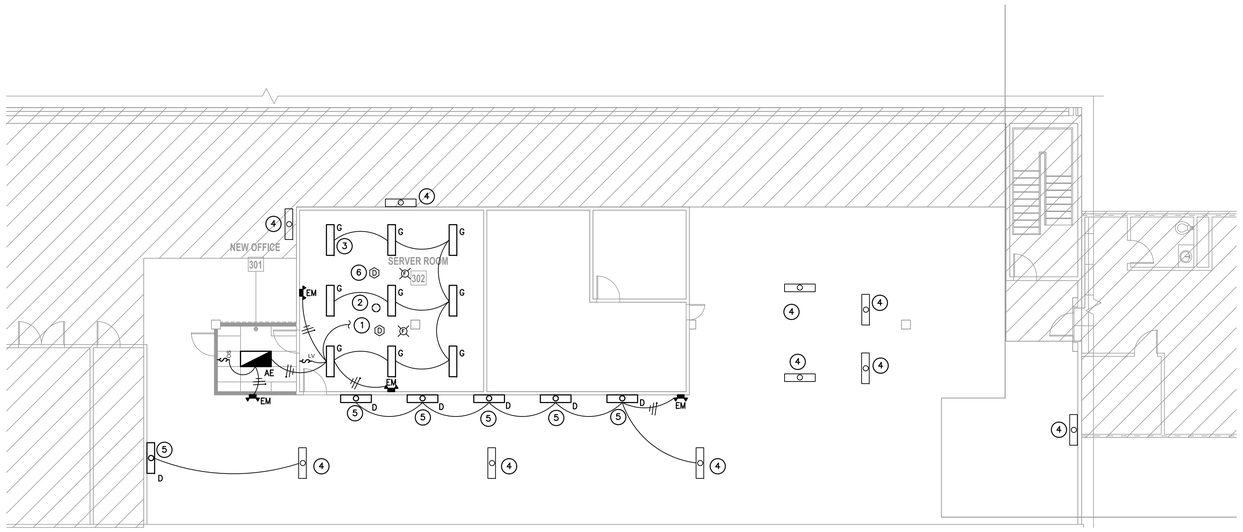

NEW LIGHTING PLAN - SOUTH ATTIC

SCALE: 1/8" = 1'-0"

BREAKROOM NEW LIGHTING - SECOND FLOOR

SCALE: 1/8" = 1'-0"

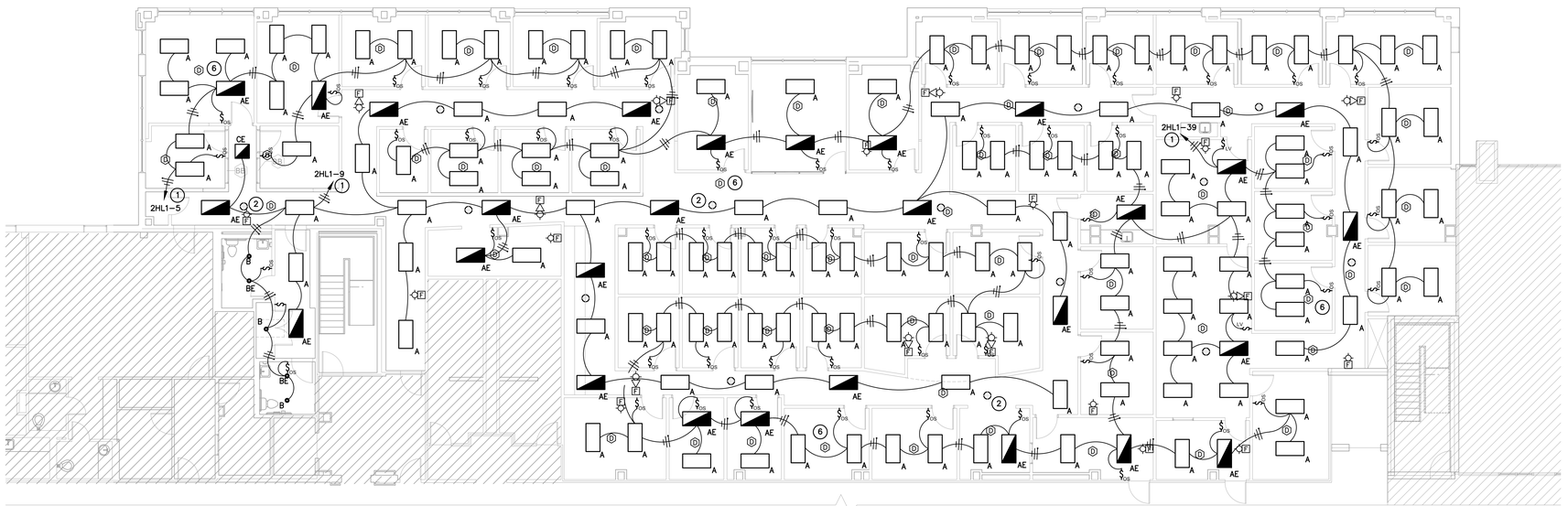

DISTRICT ATTORNEY NEW LIGHTING - SECOND FLOOR

SCALE: 1/8" = 1'-0"

LIGHTING PLAN KEYED NOTES

1. RECONNECT NEW FIXTURES TO EXISTING CIRCUIT SERVING SAME SPACE.
2. PROVIDE NEW IECC2015 COMPLIANT LIGHTING CONTROLS. FIELD VERIFY EXISTING CONDITIONS PRIOR TO ANY WORK.
3. COORDINATE INSTALLATION OF LIGHT FIXTURES WITH LADDER RACK AND SERVER EQUIPMENT.
4. EXISTING FIXTURES TO REMAIN AS IS.
5. NEW WALL MOUNT FIXTURES TO REPLACE EXISTING FIXTURES. LOCATE AS HIGH AS PRACTICABLE AND CIRCUIT TO EXISTING LIGHTING CIRCUIT SERVING THE SAME SPACE. FIXTURES TO HAVE INTEGRAL OCCUPANCY SENSOR FOR CONTROL.
6. EXISTING FIRE ALARM DEVICES TO REMAIN. VERIFY THAT ALL FIRE ALARM EQUIPMENT REMAINS IN GOOD WORKING ORDER AT ALL TIMES. REPLACE ANY DAMAGED EQUIPMENT AS NECESSARY. PROVIDE ANY NEW DEVICES AS REQUIRED FROM NEW ROOM CONFIGURATION. TYPICAL FOR ALL FIRE ALARM DEVICES.
7. EXISTING FIXTURES TO REMAIN. REWIRE FIXTURES AS NECESSARY TO CONNECT TO EXISTING CONTROLS SERVING THE CORRIDOR.

STATE OF TEXAS
MELISSA B. COAD
93852
REGISTERED
PROFESSIONAL ENGINEER
07/21/2020

studio | steinbomer
ARCHITECTURE & INTERIORS
1400 S CONGRESS AVE. SUITE B202
AUSTIN, TX 78704
T: 512.479.0022
F: 512.477.4668
www.steinbomer.com

A RENOVATION FOR THE WILLIAMSON COUNTY JUSTICE CENTER

405 MARTIN LUTHER KING DRIVE, GEORGETOWN, TEXAS. 78626

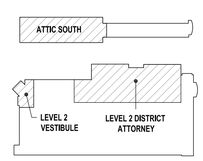

100% Construction Documents

DATE:	07.21.2020
DRAWN:	W&G
SCALE:	AS NOTED

No.	Description	Date

TBPE Firm #10701
WILSON & GIRGENTI, LLC
MEP Consulting Engineers
13785 Research Blvd, Suite 125
Austin, TX 78750
P.O. Box 1377
Safety Harbor, FL 34695
Office 813-855-3330
Fax 727-726-2070

ENLARGED NEW CONSTRUCTION PLANS - LIGHTING

E-203

DocuSign Envelope ID: BD1DD069-6BDB-4467-BAD0-FCE7745DF3ED

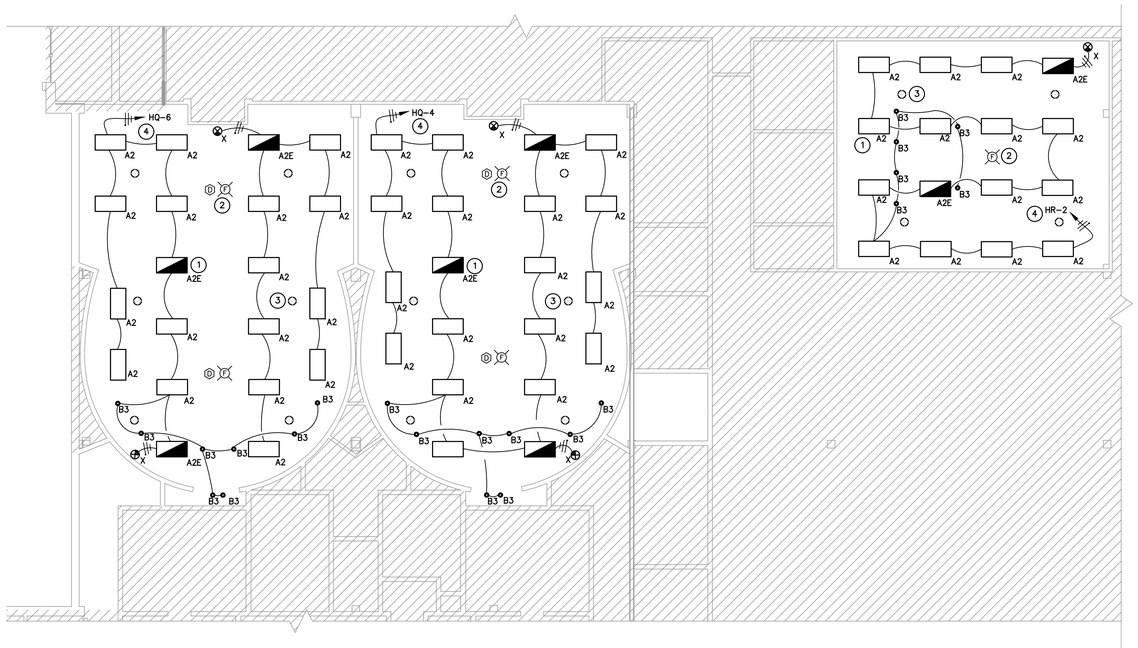

COURTROOM NEW LIGHTING - SECOND FLOOR

SCALE: 1/8" = 1'-0"

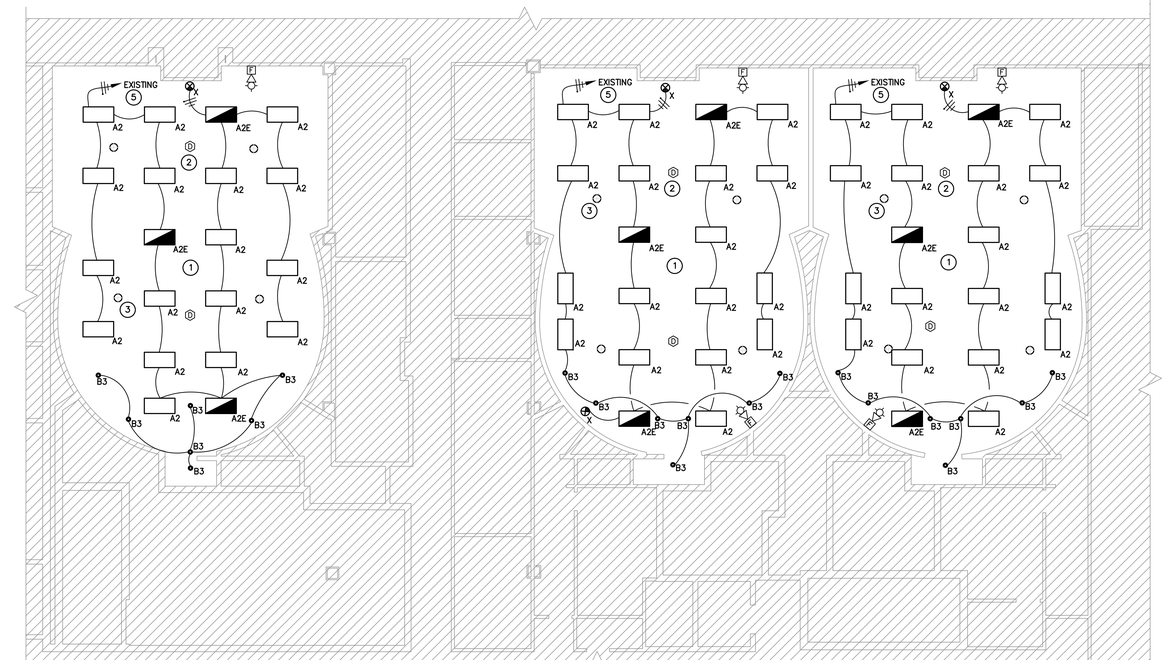

COURTROOM NEW LIGHTING - SECOND FLOOR

SCALE: 1/8" = 1'-0"

COURTROOM NEW LIGHTING - FIRST FLOOR

SCALE: 1/8" = 1'-0"

LIGHTING PLAN KEYED NOTES

1. NEW LED 2X4 FIXTURES TO REPLACE EXISTING. LAYOUT HAS BEEN SLIGHTLY MODIFIED FROM ORIGINAL AND IS NOT A ONE-FOR-ONE REPLACEMENT. PROVIDE NEW CEILING TILES AS NECESSARY.
2. EXISTING FIRE ALARM SYSTEM TO REMAIN. VERIFY THAT SYSTEM REMAINS IN GOOD WORKING ORDER THROUGHOUT CONSTRUCTION.
3. PROVIDE NEW LIGHTING CONTROL SYSTEM FOR EACH COURTROOM. ALL FIXTURES ARE TO HAVE INDIVIDUAL DIMMING CONTROLS AND BE HARD WIRED. SYSTEM SHALL HAVE ONE MASTER CONTROL AND TWO REMOTE CONTROL LOCATIONS. ONE REMOTE LOCATION SHALL BE ON THE JUDGES BENCH AND THE SECOND SHALL BE FOR THE USE OF THE BAILIFF. COORDINATE EXACT LOCATIONS AND PROGRAMMING REQUIREMENTS WITH HEAD BAILIFF PRIOR TO ANY WORK. PROVIDE FOR ONE SITE VISIT PER COURTROOM 6 MONTHS AFTER OWNER OCCUPANCY FOR REPROGRAMMING OF SYSTEMS AS NECESSARY.
4. RECONNECT LIGHT FIXTURES TO EXISTING CIRCUIT SERVING THE SAME SPACE. ANY UNUSED CIRCUITS ARE TO BE REMOVED BACK TO PANELBOARD AND CIRCUIT BREAKERS ARE TO BECOME SPARES.
5. RECONNECT LIGHT FIXTURES TO EXISTING CIRCUIT SERVING THE SAME SPACE. EXACT CIRCUIT IS UNKNOWN AND THE ELECTRICIAN IS TO DO ALL CIRCUIT TRACING AS NECESSARY.

STATE OF TEXAS
MELISSA B. COAD
93852
REGISTERED PROFESSIONAL ENGINEER
07/21/2020

studio | steinbomer ARCHITECTURE & DESIGN
1405 S. CONGRESS AVE. SUITE B202
AUSTIN, TX 78704
T: 512.479.3022
F: 512.477.9498
www.steinbomer.com

A RENOVATION FOR THE

WILLIAMSON COUNTY JUSTICE CENTER

405 MARTIN LUTHER KING DRIVE, GEORGETOWN, TEXAS. 78626

100% Construction Documents

DATE:	07.21.2020
DRAWN:	W&G
SCALE:	AS NOTED

No.	Description	Date

ENLARGED NEW CONSTRUCTION PLANS - LIGHTING

E-204

TBPE Firm #10701
WILSON & GIRGENTI, LLC
MEP Consulting Engineers
13785 Research Blvd., Suite 125
Austin, TX 78750
P.O. Box 1377
Safety Harbor, FL 34695
Office: 813-855-3330
Fax: 727-726-2070

DocuSign Envelope ID: BD1DD069-6BDB-4467-BAD0-FCE7745DF3ED

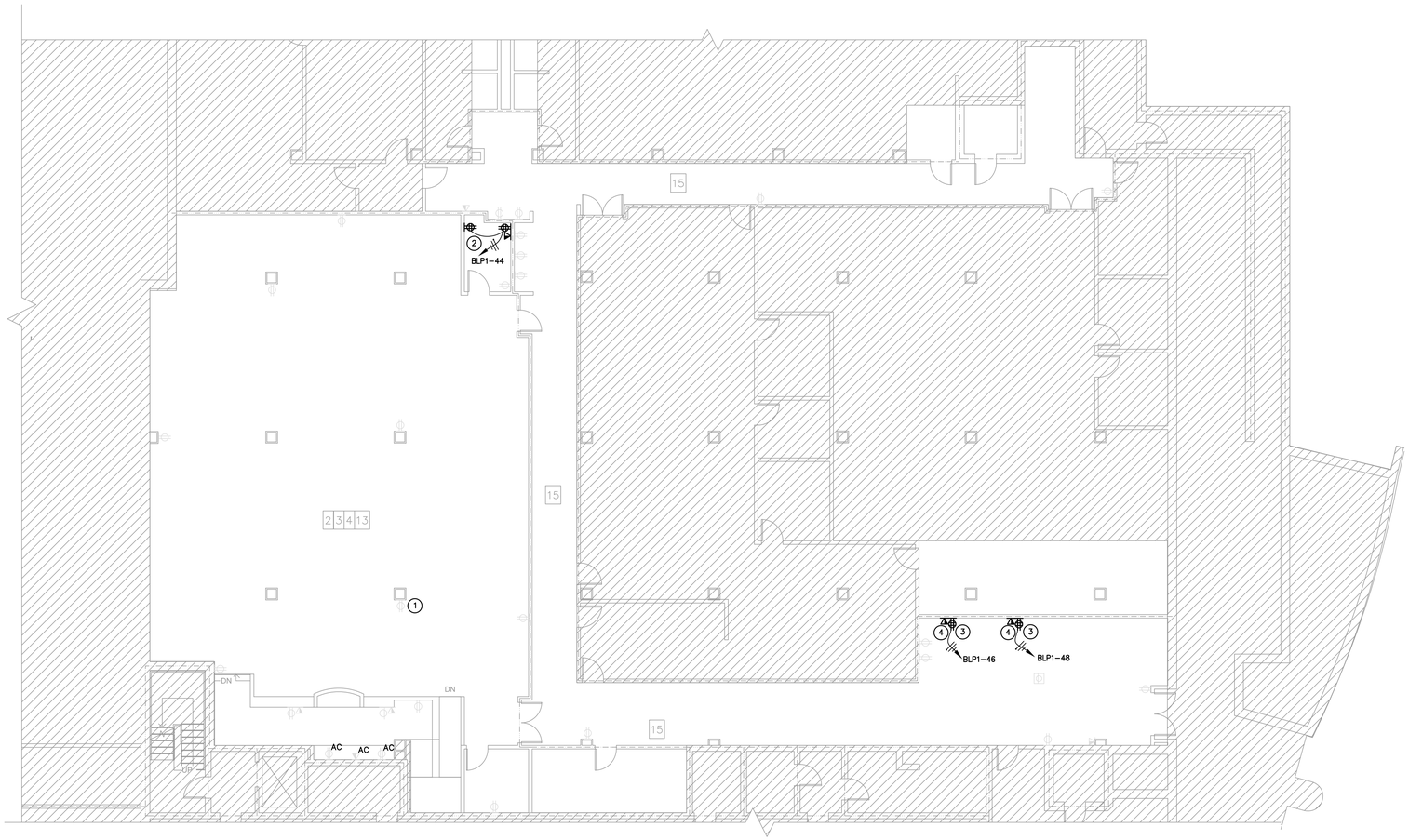

JURY CALL NEW POWER PLAN - BASEMENT

SCALE: 1/8" = 1'-0"

N

POWER PLAN KEYED NOTES

1. EXISTING RECEPTACLES AND TELECOMMUNICATION DEVICES TO REMAIN. PROTECT DURING DEMOLITION AND NEW CONSTRUCTION. TYPICAL FOR ALL LIGHT SHADED DEVICES.
2. NEW OFFICE. VERIFY EXACT LOCATION OF NEW RECEPTACLES WITH OWNER PRIOR TO ROUGH-IN. CIRCUIT AS SHOWN.
3. CONNECTION TO FUTURE BOOKING STATION. PROVIDE NEW QUADPLEX RECEPTACLE AND CIRCUIT AS SHOWN. VERIFY EXACT LOCATION WITH OWNER PRIOR TO ROUGH-IN.
4. PROVIDE NEW SINGLE GANG BACK BOX AND 3/4" EMPTY CONDUIT WITH PULLSTRING FROM BOX TO ABOVE ACCESSIBLE CEILING FOR NEW TELECOMMUNICATIONS DEVICE. COORDINATE EXACT LOCATION WITH WILCO IT PERSONNEL.

NOTE TO ALL CONTRACTORS:

GENERAL CONTRACTOR AND ALL SUB CONTRACTORS OR INSTALLERS SHALL REVIEW BOTH ARCHITECTURAL AND ALL MEP DRAWINGS AND SCHEDULES PRIOR TO BID, PROCUREMENT OR COMMENCING ANY WORK. ANY DISCREPANCIES BETWEEN THE DRAWINGS FOR FIXTURE TYPE, DEVICE TYPE, FINISH, QUANTITY, SIZE, LOCATION, TYPE OF INSTALLATION, ACCESSORIES, ETC. SHALL BE IMMEDIATELY BROUGHT TO THE ATTENTION OF THE ARCHITECT IN WRITING. WITHOUT FORMAL AUTHORIZATION, THE ARCHITECT AND OWNER RESERVE THE RIGHT TO REQUIRE THE MORE RESTRICTIVE SPECIFICATION.

GENERAL NOTE:

FOR 120V CIRCUITS, WHEN BRANCH CIRCUIT LENGTH EXCEEDS 75 FEET FROM PANEL, WIRING SHALL BE INCREASED TO #10 AWG WITH #10 GROUND. WHEN BRANCH CIRCUIT LENGTH EXCEEDS 150 FEET FROM PANEL, BRANCH WIRING SHALL BE INCREASED TO #8 AWG WITH #8 AWG GROUND.

STATE OF TEXAS
MELISSA B. COAD
93852
REGISTERED
PROFESSIONAL ENGINEER
07/21/2020

studio | steinbomer
ARCHITECTURE & DESIGN
1405 S. CONGRESS AVE. SUITE B202
AUSTIN, TX 78704
T: 512.479.0022
F: 512.477.4498
www.steinbomer.com

WILLIAMSON COUNTY JUSTICE CENTER

A RENOVATION FOR THE

405 MARTIN LUTHER KING DRIVE, GEORGETOWN, TEXAS. 78626

100% Construction Documents

DATE:	07.21.2020
DRAWN:	W&G
SCALE:	AS NOTED

No.	Description	Date

ENLARGED NEW CONSTRUCTION PLANS - POWER

E-301

TBPE Firm #10701
WILSON & GIRGENTI, LLC
MEP Consulting Engineers
13785 Research Blvd, Suite 125
Austin, TX 78750
P.O. Box 1377
Safety Harbor, FL 34695
Office: 813-855-3330
Fax: 727-726-2070

DocuSign Envelope ID: BD1DD069-6BDB-4467-BAD0-FCE7745DF3ED

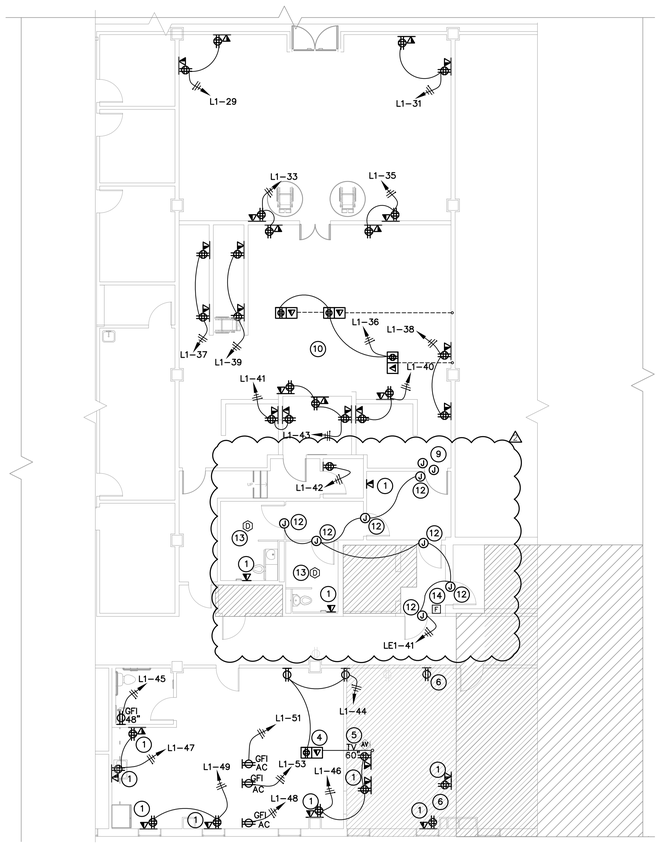

COURTROOM NEW POWER PLAN ~ FIRST FLOOR

SCALE: 1/8" = 1'-0"

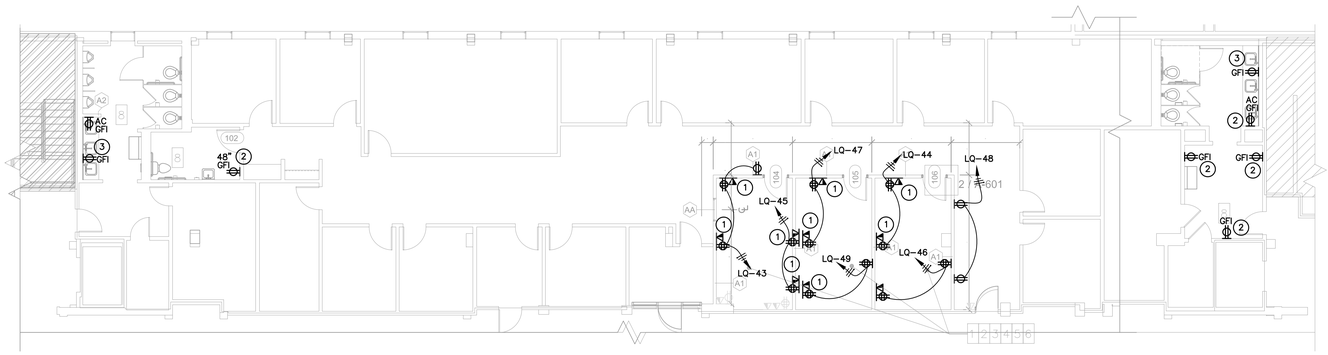

COUNTY ATTORNEY NEW POWER PLAN ~ FIRST FLOOR

SCALE: 1/8" = 1'-0"

POWER PLAN KEYED NOTES

1. PROVIDE NEW SINGLE GANG BOX AND 3/4" CONDUIT WITH PULLSTRING TO ACCESSIBLE CEILING FOR TELECOMMUNICATIONS. FIELD VERIFY EXACT LOCATION AND RELOCATE AS NECESSARY BASED UPON FIELD CONDITIONS.
2. NEW GFI RECEPTACLE TO REPLACE EXISTING. VERIFY EXACT MOUNTING LOCATION WITH ARCHITECT. RECONNECT TO EXISTING CIRCUIT.
3. NEW RECEPTACLE LOCATED UNDER COUNTER FOR SOAP DISPENSERS. COORDINATE EXACT LOCATION AND QUANTITY WITH DISPENSER LOCATIONS.
4. PROVIDE NEW LEGRAND 6TC SERIES POKE-THRU. VERIFY EXACT DEVICE CONFIGURATION WITH OWNER AND PLATE COLOR WITH ARCHITECT PRIOR TO ANY WORK. PROVIDE 1 1/4" EMPTY CONDUIT WITH PULLSTRING UNDERSLAB AND UP WALL TO ACCESSIBLE CEILING FOR TELECOMMUNICATION DEVICES. CONNECT RECEPTACLE TO EXISTING CIRCUIT SERVING ROOM.
5. PROVIDE TV BACK BOX CHEIF #PAC25 SERIES. VERIFY EXACT BOX SPECIFICATION AND ROUGH-IN REQUIREMENTS WITH TELECOMMUNICATIONS VENDOR PRIOR TO ANY WORK.
6. CONNECT NEW RECEPTACLES TO EXISTING CIRCUIT SERVING SPACE. DO NOT CONNECT MORE THAN 8 RECEPTACLES PER CIRCUIT.
7. VERIFY IF THERE ARE EXISTING CIRCUITS BEHIND BUILT-IN CABINETS. IF NO RECEPTACLES ARE PRESENT PROVIDE NEW QUAD RECEPTACLES AS SHOWN AND CONNECT TO EXISTING CIRCUIT SERVING SPACE.
8. PROVIDE NEW RECEPTACLES AND CIRCUIT TO SPARE CIRCUIT IN PANEL '1LP2'.
9. ROUGH-IN FOR NEW CARD READER AND DOOR CONTROL. REFER TO SECURITY DRAWINGS FOR EXACT ROUGH-IN REQUIREMENTS. PROVIDE ALL EQUIPMENT AS NECESSARY.
10. ADDITIONAL A/V REQUIREMENTS FOR THIS ROOM. REFER TO A/V DRAWINGS FOR EXACT ROUGH-IN REQUIREMENTS. PROVIDE ALL EQUIPMENT AS NECESSARY.
11. PROVIDE NEW 30A/2P/NF/N1/HD/240V DISCONNECT FOR NEW FCU-IDF. CIRCUIT TO PANEL 'L1' AS SHOWN WITH 2#10 & 1#10 GND. IN 3/4" CONDUIT.
12. PROVIDE ELECTRICAL CONNECTION FOR NEW ELECTRONIC SECURITY DOORS. VERIFY EXACT REQUIREMENTS WITH DOOR SYSTEMS VENDOR. CIRCUIT TO EMERGENCY PANEL 'LE1' AS SHOWN WITH 2#10 & 1#10 GND. IN 3/4" CONDUIT.
13. PROVIDE NEW SMOKE DETECTOR WITH VANDAL RESISTANT COVER. VERIFY THAT DEVICE WITH PROVIDE A MAXIMUM OF 60 SECONDS FOR SMOKE DETECTION.
14. PROVIDE NEW FIRE ALARM MANUAL PULL STATION FOR STAFF USE. VERIFY EXACT PLACEMENT OF DEVICE WITH HEAD BAILIFF PRIOR TO ANY WORK.

HOLDING CELLS SPECIAL NOTES

CONTRACTOR IS TO VERIFY THAT EXISTING FIRE ALARM SYSTEM REMAINS IN GOOD WORKING ORDER WITH ADDITION OF NEW EQUIPMENT. CONTRACTOR IS TO VERIFY THAT EXISTING FIRE ALARM SYSTEM EMERGENCY BACK-UP BATTERIES ARE IN GOOD WORKING ORDER AND THAT THE FIRE ALARM ANNUNCIATOR PANEL IN CONTINUALLY STAFFED LOBBY REMAINS IN GOOD WORKING ORDER.

CONTRACTOR IS TO VERIFY THAT ALL LIFE SAFETY SYSTEMS, EMERGENCY ILLUMINATION SYSTEMS AND SECURITY SYSTEMS REMAIN IN GOOD WORKING ORDER AND HAVE EMERGENCY BACK-UP BATTERY OR ARE CONNECTED TO EMERGENCY GENERATOR.

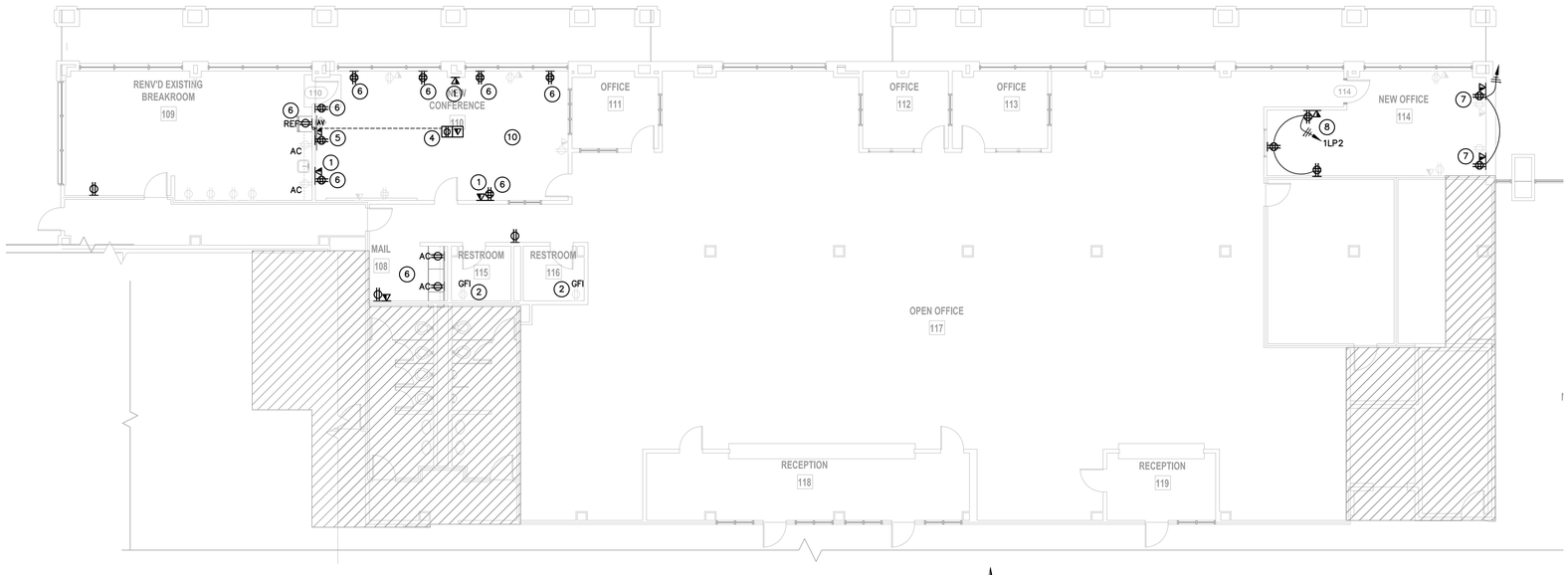

DISTRICT CLERK NEW POWER PLAN ~ FIRST FLOOR

SCALE: 1/8" = 1'-0"

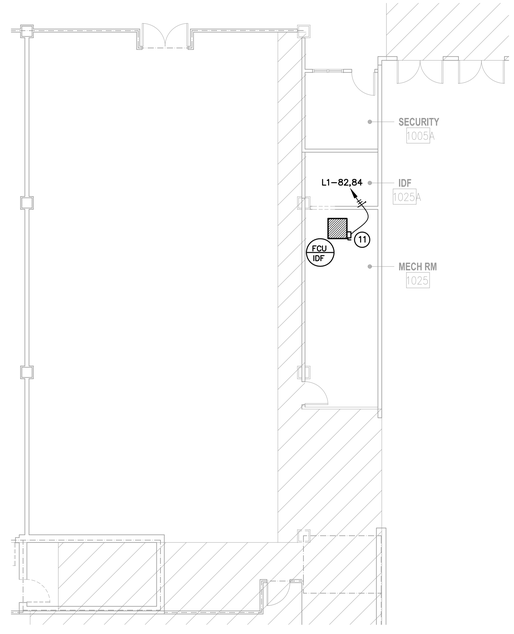

IDF ROOM 1025A ~ FIRST FLOOR

SCALE: 1/8" = 1'-0"

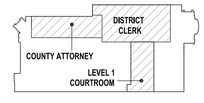

STATE OF TEXAS
MELISSA B. COAD
83852
REGISTERED PROFESSIONAL ENGINEER
10/27/2020

studio | steinbomer ARCHITECTURE & DESIGN
1405 S. CONGRESS AVE. SUITE B202
AUSTIN, TX 78704
T: 512.479.0022
F: 512.477.6488
www.steinbomer.com

A RENOVATION FOR THE WILLIAMSON COUNTY JUSTICE CENTER

405 MARTIN LUTHER KING DRIVE, GEORGETOWN, TEXAS. 78626

100% Construction Documents

DATE:	07.21.2020
DRAWN:	W&G
SCALE:	AS NOTED

No.	Description	Date
1	Addendum #3	9.4.20
2	ASI #1	10.26.20

ENLARGED NEW CONSTRUCTION PLANS - POWER

E-302

TBPE Firm #19701
WILSON & GIRGENTI, LLC
MEP Consulting Engineers
13785 Research Blvd., Suite 125
Austin, TX 78750
P.O. Box 1377
Safety Harbor, FL 34695
Office: 813-855-3330
Fax: 727-726-2070

DocuSign Envelope ID: BD1DD069-6BDB-4467-BAD0-FCE7745DF3ED

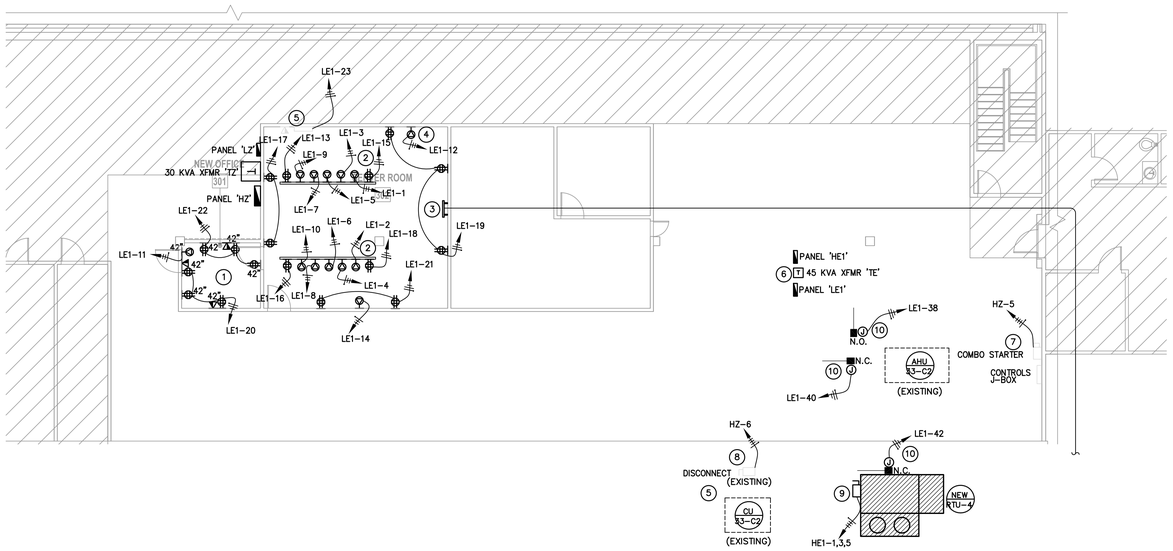

NEW POWER PLAN - SOUTH ATTIC

SCALE: 1/8" = 1'-0"

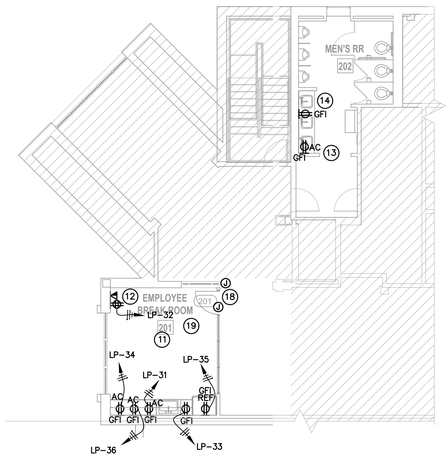

BREAKROOM NEW POWER PLAN - SECOND FLOOR

SCALE: 1/8" = 1'-0"

POWER PLAN KEYED NOTES

1. LOCATE ALL NEW RECEPTACLES AND TELECOMMUNICATION DEVICES IN OFFICE AT 42" OR AS DIRECTED BY ARCHITECT ABOVE COUNTER.
2. PROVIDE NEW UNISTRUT RACK FOR SERVER RECEPTACLES. COORDINATE EXACT MOUNTING HEIGHT WITH WILCO IT PERSONNEL.
3. PROVIDE NEW MAIN TELECOMMUNICATIONS GROUND BAR ERICO #TMGBA24L33P OR EQUAL. CONNECT TO MAIN BUILDING GROUND IN MAIN ELECTRIC ROOM IN NORTH BASEMENT WITH #1/0 GROUND CABLE. ROUTE CABLE AS HIGH AS POSSIBLE IN ATTIC THEN OVER ROOF AND DOWN SIDE OF BUILDING TO MAIN ELECTRIC ROOM. COORDINATE EXACT ROUTE WITH BUILDING ELECTRICIAN PRIOR TO ANY WORK. PROTECT CABLE FROM DAMAGE.
4. PROVIDE NEMA L5-30R (L530) TWIST LOCK RECEPTACLE FOR ALL SPECIAL PURPOSE RECEPTACLES IN SERVER ROOM AND IT OFFICE. TYPICAL FOR ALL SPECIAL RECEPTACLES SHOWN.
5. EXISTING RADIO EQUIPMENT TO REMAIN OPERATIONAL AT ALL TIMES. COORDINATE WITH WILCO PERSONNEL FOR SWITCH OVER TO NEW PANEL. PROTECT EQUIPMENT THROUGHOUT CONSTRUCTION.
6. REPLACE EXISTING EMERGENCY PANELS IN SAME LOCATION. REFER TO RISER DIAGRAM AND PANEL SCHEDULES FOR ADDITIONAL INFORMATION.
7. RELOCATE CONNECTION TO EXISTING AHU-33 STARTER FROM EXISTING EMERGENCY POWER PANEL TO EXISTING NORMAL POWER PANEL 'HZ'. PROVIDE NEW 20A/3P CIRCUIT BREAKER AND ALL ASSOCIATED MOUNTING HARDWARE AS NECESSARY. EXISTING PANEL IS MADE BY GE AND IS A DISTRIBUTION PANEL STYLE. CIRCUIT WITH 3#10 & 1#10 GND IN 3/4" CONDUIT. UNIT IS A DEDICATED HVAC UNIT FOR THE SERVER ROOM. COORDINATE WITH MECHANICAL CONTRACTOR TO MINIMIZE DOWN TIME.
8. RELOCATE CONNECTION TO EXISTING CU-33 FROM EXISTING EMERGENCY POWER PANEL TO EXISTING NORMAL POWER PANEL 'HZ'. PROVIDE NEW 40A/3P CIRCUIT BREAKER AND ALL ASSOCIATED MOUNTING HARDWARE AS NECESSARY. CIRCUIT WITH 3#8 & 1#10 GND. IN 1" CONDUIT. UNIT IS A DEDICATED HVAC UNIT FOR THE SERVER ROOM. COORDINATE WITH MECHANICAL CONTRACTOR TO MINIMIZE DOWN TIME.
9. PROVIDE NEW 60A/3P/NF/N3R/HD/600V DISCONNECT FOR NEW RTU-4. CONNECT TO NEW EMERGENCY POWER PANEL 'HE1' AND CIRCUIT AS SHOWN WITH 3#6 & 1#10 GND. IN 1" CONDUIT.
10. PROVIDE CONNECTION TO NEW MOTORIZED DAMPERS AND CIRCUIT AS SHOWN WITH 2#12 & 1#12 GND. IN 3/4" CONDUIT. PROVIDE MOTOR RATED SWITCH AS NECESSARY. VERIFY EXACT LOCATION WITH MECHANICAL CONTRACTOR PRIOR TO ANY WORK.
11. PROVIDE NEW RECEPTACLES FOR NEW BREAKROOM EQUIPMENT. CIRCUIT TO PANEL 'LP' AS SHOWN. PROVIDE NEW 20A/1P CIRCUIT BREAKERS AS NEEDED. EXISTING PANEL IS MADE BY GE. CONNECT TO PANEL WITH 2#12 & 1#12 GND. IN 3/4" CONDUIT. FIELD VERIFY EXACT LOCATION AND RELOCATE AS NECESSARY BASED UPON FIELD CONDITIONS. TYPICAL FOR ALL BREAKROOM RECEPTACLES.
12. PROVIDE NEW SINGLE GANG BOX AND 3/4" CONDUIT WITH PULLSTRING TO ACCESSIBLE CEILING. FIELD VERIFY EXACT LOCATION AND RELOCATE AS NECESSARY BASED UPON FIELD CONDITIONS.
13. NEW RECEPTACLE TO REPLACE EXISTING. VERIFY EXACT MOUNTING LOCATION WITH ARCHITECT. RECONNECT TO EXISTING CIRCUIT.
14. NEW RECEPTACLE LOCATED UNDER COUNTER FOR SOAP DISPENSERS. COORDINATE EXACT LOCATION AND QUANTITY WITH DISPENSER LOCATIONS.
15. PROVIDE NEW LEGRAND 6TC SERIES POKE-THRU. VERIFY EXACT DEVICE CONFIGURATION WITH OWNER AND PLATE COLOR WITH ARCHITECT PRIOR TO ANY WORK. PROVIDE 1 1/4" EMPTY CONDUIT WITH PULLSTRING UNDERSLAB AND UP WALL TO ACCESSIBLE CEILING FOR TELECOMMUNICATION DEVICES. CONNECT RECEPTACLE TO EXISTING CIRCUIT SERVING ROOM.
16. PROVIDE TV BACK BOX CHEIF #PAC25 SERIES. VERIFY EXACT BOX SPECIFICATION AND ROUGH-IN REQUIREMENTS WITH TELECOMMUNICATIONS VENDOR PRIOR TO ANY WORK.
17. CONNECT NEW RECEPTACLES TO EXISTING CIRCUIT SERVING SPACE. DO NOT CONNECT MORE THAN 8 RECEPTACLES PER CIRCUIT.
18. ROUGH-IN FOR NEW CARD READER AND DOOR CONTROL. REFER TO SECURITY DRAWINGS FOR EXACT ROUGH-IN REQUIREMENTS. PROVIDE ALL EQUIPMENT AS NECESSARY.
19. ADDITIONAL A/V REQUIREMENTS FOR THIS ROOM. REFER TO A/V DRAWINGS FOR EXACT ROUGH-IN REQUIREMENTS. PROVIDE ALL EQUIPMENT AS NECESSARY.

DISTRICT ATTORNEY NEW POWER PLAN - SECOND FLOOR

SCALE: 1/8" = 1'-0"

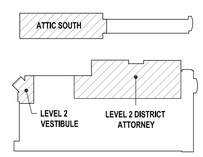

TBPE Firm #10701
WILSON & GIRGENTI, LLC
MEP Consulting Engineers
13785 Research Blvd., Suite 125
Austin, TX 78750
P.O. Box 1377
Safety Harbor, FL 34695
Office 813-855-3330
Fax 727-726-2070

STATE OF TEXAS
MELISSA B. COAD
93852
REGISTERED
PROFESSIONAL ENGINEER
07/21/2020

studio | steinbomer
ARCHITECTURE & INTERIORS
1400 S CONGRESS AVE. SUITE B202
AUSTIN, TX 78704
T: 512.479.0022
F: 512.477.4668
www.steinbomer.com

A RENOVATION FOR THE WILLIAMSON COUNTY JUSTICE CENTER

405 MARTIN LUTHER KING DRIVE, GEORGETOWN, TEXAS. 78626

100% Construction Documents

DATE:	07.21.2020
DRAWN:	W&G
SCALE:	AS NOTED

No.	Description	Date

ENLARGED NEW CONSTRUCTION PLANS - POWER

E-303

DocuSign Envelope ID: BD1DD069-6BDB-4467-BAD0-FCE7745DF3ED

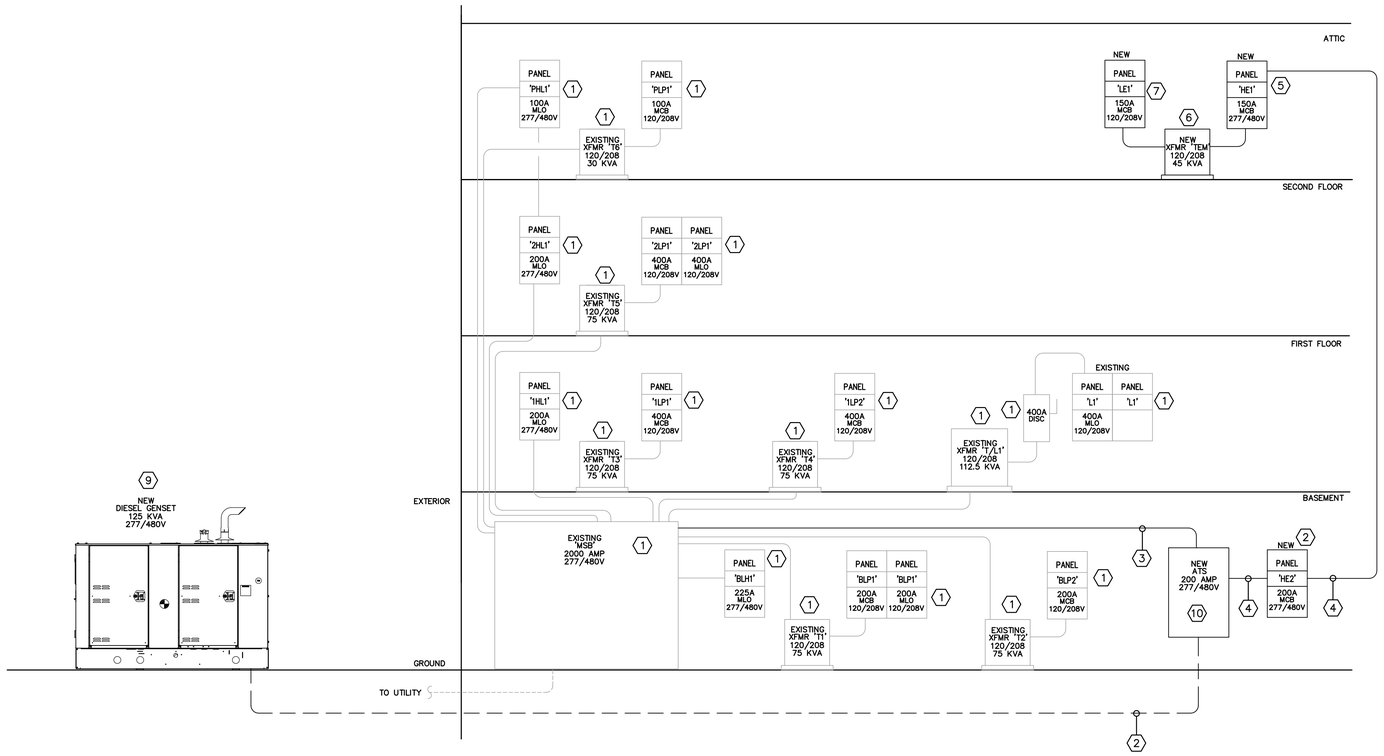

NORTH SERVICE - PARTIAL RISER DIAGRAM

NOT TO SCALE

RISER KEYED NOTES

1. ALL EXISTING ELECTRICAL EQUIPMENT IS TO REMAIN.
2. NEW 4#3/0 & 1#6 GND. IN 2" CONDUIT FROM NEW 100 KVA GENSET TO NEW 200 AMP ATS.
3. NEW 4#30/ & 1#6 GND. IN 2" CONDUIT FROM SWITCHBOARD 'MSB'. UTILIZE EXISTING 200 AMP SPARE SWITCH. PROVIDE NEW 200A RKI FUSES AS NECESSARY.
4. NEW 4#4/0 & 1#4 GND. IN 2 1/2" CONDUIT. RUN CONDUIT FROM NEW ATS LOCATED IN MAIN ELECTRICAL ROOM ON OUTSIDE WALL, THEN OVER ROOF TO ATTIC SPACE.
5. REPLACEMENT PANEL 'HE1' IN APPROXIMATELY THE SAME LOCATION AS EXISTING.
6. REPLACEMENT TRANSFORMER 'TEM' IN APPROXIMATE LOCATION AS EXISTING.
7. REPLACEMENT PANEL 'LE1' IN APPROXIMATE LOCATION AS EXISTING.
8. NEW PANEL 'HE2' LOCATED IN MAIN ELECTRIC ROOM ADJACENT TO NEW ATS.
9. NEW 125 KVA GENSET. LOCATION GENSET ON EXISTING MEDIAN OUTSIDE MAIN ELECTRIC ROOM. REMOVE EXISTING LARGE SHRUB/SMALL TREE. PROVIDE NEW HOUSE KEEPING PAD AND CHAIN LENGTH FENCE AROUND PERIMETER.
10. NEW 200A ATS LOCATED IN EXISTING MAIN ELECTRIC ROOM ADJACENT TO EXISTING 'MSB'.

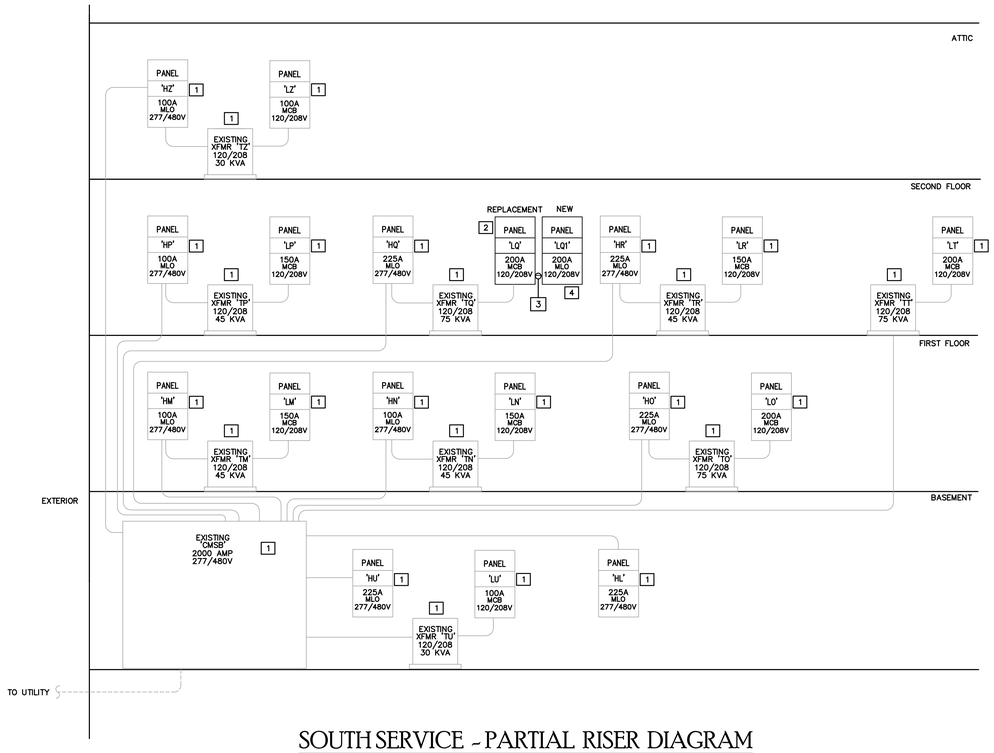

SOUTH SERVICE - PARTIAL RISER DIAGRAM

NOT TO SCALE

RISER KEYED NOTES

1. ALL EXISTING ELECTRICAL EQUIPMENT IS TO REMAIN.
2. EXISTING PANEL 'LQ' TO BE REPLACED WITH NEW TWO SECTION PANEL. ALL EXISTING LOADS ARE TO BE RECONNECTED TO NEW PANEL IN SAME LOCATION. SECTION TWO IS TO BE LOCATED ADJACENT TO REPLACEMENT PANEL AND IS TO ACCOMMODATE NEW EQUIPMENT.
3. NEW 4#250 KCMIL & 1#4 GND. IN 3" CONDUT.
4. NEW SECOND PANEL SECTION LOCATED ADJACENT TO FIRST SECTION.

EXISTING ELECTRICAL SERVICES HAVE SUFFICIENT AMPACITY TO ACCOMMODATE NEW WORK.

STATE OF TEXAS
MELISSA B. COAD
93852
REGISTERED PROFESSIONAL ENGINEER
07/21/2020

studio | steinbomer ARCHITECTURE & PLANNING
1405 S. CONGRESS AVE. SUITE B202
AUSTIN, TX 78704
T: 512.479.0022
F: 512.477.4498
www.steinbomer.com

A RENOVATION FOR THE

WILLIAMSON COUNTY JUSTICE CENTER

405 MARTIN LUTHER KING DRIVE, GEORGETOWN, TEXAS. 78626

100% Construction Documents

DATE:	07.21.2020
DRAWN:	W&G
SCALE:	AS NOTED

No.	Description	Date

TBPE Firm #10701
WILSON & GIRGENTI, LLC
MEP Consulting Engineers
13785 Research Blvd., Suite 125
Austin, TX 78750
P.O. Box 1377
Safety Harbor, FL 34695
Office: 813-855-3330
Fax: 727-726-2070

ELECTRICAL RISER DIAGRAMS

E-401

DocuSign Envelope ID: BD1DD069-6BDB-4467-BAD0-FCE7745DF3ED

PANEL EXISTING L1

VOLTAGE 120 / 208 V SIZE 400 MLO CABINET SURFACE NEMA-1
PHASE 3 PH 400 BUS RATING 10,000 AIC RATED
4 W

NOTES	REMARKS	CKT.BKR. AMPS	P	VA PHASE LOAD A	B	C	CKT #	BUS A	B	C	CKT #	VA PHASE LOAD A	B	C	CKT.BKR. AMPS	P	REMARKS	NOTES
	RECEPT (EX)	20	1				1	X			2				20	2	COPIER (EX)	
	RECEPT (EX)	20	1				3		X		4							
	RECEPT (EX)	20	1				5			X	6				20	1	RECEPT (EX)	
	RECEPT (EX)	20	1				7	X			8				20	1	RECEPT (EX)	
	RECEPT (EX)	20	1				9		X		10				20	1	RECEPT (EX)	
	RECEPT (EX)	20	1				11			X	12				20	1	RECEPT (EX)	
	RECEPT (EX)	20	1				13	X			14				20	1	RECEPT (EX)	
	RECEPT (EX)	20	1				15		X		16				20	1	RECEPT (EX)	
	RECEPT (EX)	20	1				17			X	18				20	1	RECEPT (EX)	
	RECEPT (EX)	20	1				19	X			20				20	1	RECEPT (EX)	
	REFRIGERATOR (EX)	20	1				21		X		22				20	1	RECEPT (EX)	
	RECEPT (EX)	20	1				23			X	24				20	1	RECEPT (EX)	
	RECEPT (EX)	20	1				25	X			26				20	1	RECEPT (EX)	
	RECEPT (EX)	20	1				27		X		28				20	1	RECEPT (EX)	
1	RCPT-COURTROOM	20	1			720	29			X	30				20	1	RECEPT (EX)	
1	RCPT-COURTROOM	20	1	720			31	X			32				20	1	RECEPT (EX)	
1	RCPT-COURTROOM	20	1		720		33		X		34				20	1	REFRIGERATOR (EX)	
1	RCPT-COURTROOM	20	1			720	35			X	36			1080	20	1	COURT FLOOR BOX	
1	RCPT-JURY BOX	20	1	720			37	X			38	720			20	1	RCPT-COURTROOM	1
1	RCPT-JURY BOX	20	1		720		39		X		40		720		20	1	RCPT-RECORDER	1
1	RCPT-WITNESS	20	1			720	41			X	42			360	20	1	RCPT-STORAGE	1
1	RCPT-JUDGE	20	1	1080			43	X			44	1080			20	1	RCPT-CONFERENCE	1
1	RCPT-RESTROOM	20	1		180		45		X		46		1080		20	1	RCPT-CONFERENCE	1
1	RCPT-JUDGE OFFICE	20	1			720	47			X	48			500	20	1	RCPT-COUNTER	1
1	RCPT-JUDGE OFFICE	20	1	720			49	X			50				20	1	SPARE	
1	RCPT-COUNTER	20	1		500		51		X		52				20	1	SPARE	
1	RCPT-COUNTER	20	1			500	53			X	54				20	1	SPARE	
1	UNDERCOUNTER LTG	20	1	30			55	X			56				20	1	SPARE	
	SPARE	20	1				57		X		58				20	1	SPARE	
	SPARE	20	1				59			X	60				20	1	SPARE	
	SPARE	20	1				61	X			62				20	1	SPARE	
	SPARE	20	1				63		X		64				20	1	SPARE	
	SPARE	20	1				65			X	66				20	1	SPARE	
	SPARE	20	1				67	X			68				20	1	SPARE	
	SPARE	20	1				69		X		70				20	2	SPARE	
	SPARE	20	1				71			X	72							
	SPARE	20	1				73	X			74				20	1	SPARE	
	SPARE	20	1				75		X		76				20	1	SPARE	
	SPARE	20	1				77			X	78				20	1	SPARE	
	SPARE	20	1				79	X			80							
2	FCU-IDF	20	2			300	81		X		82				100	3	SPD (EX)	
							83			X	84							
	TOTAL			3270	2420	3680						1800	1800	1940	TOTAL			

1. NEW CONNECTION TO EXISTING CIRCUIT BREAKER
2. PROVIDE NEW 20A/2P CIRCUIT BREAKER

NOTE:
CONTRACTOR IS RESPONSIBLE FOR UPDATING ALL PANEL SCHEDULES WITH CURRENT DESCRIPTIONS OF ALL BRANCH CIRCUIT DESIGNATIONS.

TABULATION	TOTAL LOAD	DEMAND FACTOR	DEMAND LOAD
MEASURED			
LIGHTING	30	1.25	38
COOLING	600	1.00	600
HEATING			
RECEPTACLE	14280	0.85	12140
MISCELLANEOUS			
KITCHEN EQUIP			
LARGEST MOTOR			
TOTAL DEMAND LOAD			12778 VA
TOTAL DEMAND AMPS			35.5 A

PANEL REPLACEMENT (1) LQ

VOLTAGE 120 / 208 V SIZE 200 MCB CABINET SURFACE NEMA-1
PHASE 3 PH 225 BUS RATING 10,000 AIC RATED
4 W

NOTES	REMARKS	CKT.BKR. AMPS	P	VA PHASE LOAD A	B	C	CKT #	BUS A	B	C	CKT #	VA PHASE LOAD A	B	C	CKT.BKR. AMPS	P	REMARKS	NOTES
	EXISTING LOAD	20	1	1260			1	X			2	300			20	1	EXISTING LOAD	
	EXISTING LOAD	20	1		1080		3		X		4		660		20	1	EXISTING LOAD	
	EXISTING LOAD	20	1			300	5			X	6			300	20	1	EXISTING LOAD	
	EXISTING LOAD	20	1	1440			7	X			8	900			20	1	EXISTING LOAD	
	EXISTING LOAD	20	1		600		9		X		10		720		20	1	EXISTING LOAD	
	EXISTING LOAD	20	1			1080	11			X	12			540	20	1	EXISTING LOAD	
	EXISTING LOAD	20	1	900			13	X			14	1350			20	1	EXISTING LOAD	
	EXISTING LOAD	20	1		1260		15		X		16		1400		20	1	EXISTING LOAD	
	EXISTING LOAD	20	1			300	17			X	18			1200	20	1	EXISTING LOAD	
	EXISTING LOAD	20	1	1080			19	X			20	1160			20	1	EXISTING LOAD	
	EXISTING LOAD	20	1		1260		21		X		22		1200		20	1	EXISTING LOAD	
	EXISTING LOAD	20	1			1260	23			X	24			1200	20	1	EXISTING LOAD	
	EXISTING LOAD	20	1	1080			25	X			26	1180			20	1	EXISTING LOAD	
	EXISTING LOAD	20	1		1080		27		X		28		1200		20	1	EXISTING LOAD	
	EXISTING LOAD	20	1			960	29			X	30			1200	20	1	EXISTING LOAD	
	EXISTING LOAD	20	1	750			31	X			32	1160			20	1	EXISTING LOAD	
	EXISTING LOAD	20	1		720		33		X		34		1200		20	1	EXISTING LOAD	
	EXISTING LOAD	20	1			1080	35			X	36			1000	20	1	EXISTING LOAD	
	EXISTING LOAD	20	1	660			37	X			38	1000			20	1	EXISTING LOAD	
	EXISTING LOAD	20	1		1080		39		X		40		1200		20	1	EXISTING LOAD	
	EXISTING LOAD	20	1			760	41			X	42			500	20	1	EXISTING FIRE ALARM	2
	RCPT-CTY ATTORNEY	20	1	900			43	X			44	720			20	1	RCPT-CTY ATTORNEY	
	RCPT-CTY ATTORNEY	20	1		720		45		X		46		720		20	1	RCPT-CTY ATTORNEY	
	RCPT-CTY ATTORNEY	20	1			720	47			X	48			360	20	1	RCPT-CTY ATTORNEY	
	SPARE	20	1				49	X			50				20	1	SPARE	
	SPARE	20	1				51		X		52				20	1	SPARE	
	SPARE	20	1				53			X	54				20	1	SPARE	
	SPARE	20	1				55	X			56				20	1	SPARE	
	SPARE	20	1				57		X		58				20	1	SPARE	
	SPARE	20	1				59			X	60				20	1	SPARE	
	SPARE	20	1				61	X			62				20	1	SPARE	
	SPARE	20	1				63		X		64				20	1	SPARE	
	SPARE	20	1				65			X	66				20	1	SPARE	
	SPARE	20	1				67	X			68				20	1	SPARE	
	SPARE	20	1				69		X		70				20	1	SPARE	
	SPARE	20	1				71			X	72				20	1	SPARE	
	SPARE	20	1				73	X			74				20	1	SPARE	
	SPARE	20	1				75		X		76				20	1	SPARE	
	SPARE	20	1				77			X	78				20	1	SPARE	
	SPARE	20	1				79	X			80				20	1	SPARE	
	SPARE	20	1				81		X		82				20	1	SPARE	
	SPARE	20	1				83			X	84				20	1	SPARE	
	TOTAL			8070	7800	6460						7770	8300	6300	TOTAL			

1. PROVIDE 2-SECTION PANEL
2. EXISTING FIRE ALARM CIRCUIT BREAKER. COORDINATE WITH WILCO TO MINIMIZE DOWN TME. PROVIDE NEW RED TAGS FOR NEW PANEL

NOTE:
CONTRACTOR IS RESPONSIBLE FOR UPDATING ALL PANEL SCHEDULES WITH CURRENT DESCRIPTIONS OF ALL BRANCH CIRCUIT DESIGNATIONS.

TABULATION	TOTAL LOAD	DEMAND FACTOR	DEMAND LOAD
MEASURED			
LIGHTING			
COOLING			
HEATING			
RECEPTACLE	44700	0.61	27350
MISCELLANEOUS			
KITCHEN EQUIP			
LARGEST MOTOR			
TOTAL DEMAND LOAD			27350 VA
TOTAL DEMAND AMPS			75.9 A

PANEL EXISTING HZ

VOLTAGE 277 / 480 V SIZE 225A MLO CABINET SURFACE NEMA-1
PHASE 3 PH 225 BUS RATING 22,000 AIC RATED
4 W

NOTES	REMARKS	CKT.BKR. AMPS	P	VA PHASE LOAD A	B	C	CKT #	BUS A	B	C	CKT #	VA PHASE LOAD A	B	C	CKT.BKR. AMPS	P	REMARKS	NOTES
				7800			1	X			2	8000						
	TRANSFORMER 'TZ' (EXISTING)	50	3		7800		3		X		4		8000		50	3	CU-3C (EXISTING)	
						7800	5			X	6			8000				
				7500			7	X			8							
	DUCT HEATER (EXISTING)	40	3		7500		9		X		10						SPACE	
						7500	11			X	12							
				3800			13	X			14	8200						
1	AHU 3-C2	20	3		3800		15		X		16		8200		40	3	CU-33 C2	1
						3800	17			X	18			8200				
	SPACE						19	X			20						SPACE	
	SPACE						21		X		22						SPACE	
	SPACE						23			X	24						SPACE	
	SPACE						25	X			26						SPACE	
	SPACE						27		X		28						SPACE	
	SPACE						29			X	30						SPACE	
	SPACE						31	X			32						SPACE	
	SPACE						33		X		34						SPACE	
	SPACE						35			X	36						SPACE	
	SPACE						37	X			38						SPACE	
	SPACE						39		X		40						SPACE	
	SPACE						41			X	42						SPACE	
	TOTAL			19100	19100	19100						16200	16200	16200	TOTAL			

1. PROVIDE HACR TYPE CIRCUIT BREAKER

NOTE:
CONTRACTOR IS RESPONSIBLE FOR UPDATING ALL PANEL SCHEDULES WITH CURRENT DESCRIPTIONS OF ALL BRANCH CIRCUIT DESIGNATIONS.

TABULATION	TOTAL LOAD	DEMAND FACTOR	DEMAND LOAD
MEASURED			
LIGHTING			
COOLING	60000	1.00	60000
HEATING	22500		
RECEPTACLE			
MISCELLANEOUS	23400	1.00	23400
KITCHEN EQUIP			
LARGEST MOTOR			
TOTAL DEMAND LOAD			83400 VA
TOTAL DEMAND AMPS			100.3 A

PANEL REPLACEMENT LE1

VOLTAGE 120 / 208 V SIZE 150 MCB CABINET SURFACE NEMA-1
PHASE 3 PH 225 BUS RATING 10,000 AIC RATED
4 W

NOTES	REMARKS	CKT.BKR. AMPS	P	VA PHASE LOAD A	B	C	CKT #	BUS A	B	C	CKT #	VA PHASE LOAD A	B	C	CKT.BKR. AMPS	P	REMARKS	NOTES
	L530 SERVER RACK	30	1	2880			1	X			2	2880			30	1	L530 SERVER RACK	
	L530 SERVER RACK	30	1		2880		3		X		4		2880		30	1	L530 SERVER RACK	
	L530SERVER RACK	30	1			2880	5			X	6			2880	30	1	L530 SERVER RACK	
	L530 SERVER RACK	30	1	2880			7	X			8	2880			30	1	L530 SERVER ROOM	
	L530 SERVER RACK	30	1		2880		9		X		10		2880		30	1	L530 SERVER RACK	
	L530 OFFICE	30	1			2880	11			X	12			2880	30	1	L530 SERVER ROOM	
	RCPT-SERVER ROOM	20	1	1200			13	X			14	2880			20	1	L530 SERVER ROOM	
	RCPT-SERVER ROOM	20	1		1200		15		X		16		1200		20	1	RCPT-SERVER RACK	
	RCPT-SERVER ROOM	20	1			720	17			X	18			1200	20	1	RCPT-SERVER RACK	
	RCPT-SERVER ROOM	20	1	1080			19	X			20	1080			20	1	RCPT-OFFICE	
	RCPT-SERVER ROOM	20	1		720		21		X		22		1080		20	1	RCPT-OFFICE	
2	RADIO EQUIPMENT(EX)	20	1				23			X	24				20	1	SPARE	
	SPARE	20	1				25	X			26				20	1	SPARE	
	SPARE	20	1				27		X		28				20	1	SPARE	
	SPARE	20	1				29			X	30				20	1	SPARE	
	SPARE	20	1				31	X			32				20	1	SPARE	
	SPARE	20	1				33		X		34				20	1	SPARE	
	SPARE	20	1				35			X	36				20	1	SPARE	
	SPARE	20	1				37	X			38				20	1	MOTORIZED DAMPER	1
	SPARE	20	1				39		X		40	100			20	1	MOTORIZED DAMPER	1
	HOLDING CELL DOORS	20	1				41			X	42		100		20	1	MOTORIZED DAMPER	1
	TOTAL			8040	7980	6660						9820	8140	7060	TOTAL			

1. PROVIDE HACR TYPE CIRCUIT BREAKER
2. FIELD VERIFY EXACT RADIO EQUIPMENT CONNECTION REQUIREMENTS

NOTE:
CONTRACTOR IS RESPONSIBLE FOR UPDATING ALL PANEL SCHEDULES WITH CURRENT DESCRIPTIONS OF ALL BRANCH CIRCUIT DESIGNATIONS.

TABULATION	TOTAL LOAD	DEMAND FACTOR	DEMAND LOAD
MEASURED			
LIGHTING			
COOLING			
HEATING			
RECEPTACLE	46920	0.61	28460
MISCELLANEOUS	800	1.00	800
KITCHEN EQUIP			
LARGEST MOTOR			
TOTAL DEMAND LOAD			29260 VA
TOTAL DEMAND AMPS			81.2 A

PANEL REPLACEMENT HE1

VOLTAGE 277 / 480 V SIZE 150A MCB CABINET SURFACE NEMA-1
PHASE 3 PH 225 BUS RATING 14,000 AIC RATED
4 W

NOTES	REMARKS	CKT.BKR. AMPS	P	VA PHASE LOAD A	B	C	CKT #	BUS A	B	C	CKT #	VA PHASE LOAD A	B	C	CKT.BKR. AMPS	P	REMARKS	NOTES
				8235			1	X			2							
	RTU-4	40	3		8235		3		X		4				70	3	TRANSFORMER 'TE'	
						8235	5			X	6							
							7	X			8							
							9		X		10							
							11			X	12							
							13	X			14							
							15		X		16							
							17			X	18							
							19	X			20							
							21		X		22							
							23			X	24							
							25	X			26							
							27		X		28							
							29			X	30							
							31	X			32							
							33		X		34							
							35			X	36							
							37	X			38							
							39		X		40							
							41			X	42							
	TOTAL			8235	8235	8235									TOTAL			

1. PROVIDE HACR TYPE CIRCUIT BREAKER

NOTE:
CONTRACTOR IS RESPONSIBLE FOR UPDATING ALL PANEL SCHEDULES WITH CURRENT DESCRIPTIONS OF ALL BRANCH CIRCUIT DESIGNATIONS.

TABULATION	TOTAL LOAD	DEMAND FACTOR	DEMAND LOAD
MEASURED			
LIGHTING			
COOLING	24705	1.00	24705
HEATING			
RECEPTACLE			
MISCELLANEOUS			
KITCHEN EQUIP			
LARGEST MOTOR			
TOTAL DEMAND LOAD			24705 VA
TOTAL DEMAND AMPS			29.7 A

PANEL NEW HE2

VOLTAGE 277 / 480 V SIZE 200A MCB CABINET SURFACE NEMA-1
PHASE 3 PH 225 BUS RATING 42,000 AIC RATED
4 W

NOTES	REMARKS	CKT.BKR. AMPS	P	VA PHASE LOAD A	B	C	CKT #	BUS A	B	C	CKT #	VA PHASE LOAD A	B	C	CKT.BKR. AMPS	P	REMARKS	NOTES
							1	X			2						PREPARED SPACE	
	PANEL 'HE1'	150	3				3		X		4						PREPARED SPACE	
							5			X	6						PREPARED SPACE	
	PREPARED SPACE						7	X			8						PREPARED SPACE	
	PREPARED SPACE						9		X		10						PREPARED SPACE	
	PREPARED SPACE						11			X	12						PREPARED SPACE	
	PREPARED SPACE						13	X			14						PREPARED SPACE	
	PREPARED SPACE						15		X		16						PREPARED SPACE	
	PREPARED SPACE						17			X	18						PREPARED SPACE	
	PREPARED SPACE						19	X			20						PREPARED SPACE	
	PREPARED SPACE						21		X		22						PREPARED SPACE	
	PREPARED SPACE						23			X	24						PREPARED SPACE	
	PREPARED SPACE						25	X			26						PREPARED SPACE	
	PREPARED SPACE						27		X		28						PREPARED SPACE	
	PREPARED SPACE						29			X	30						PREPARED SPACE	
	PREPARED SPACE						31	X			32						PREPARED SPACE	
	PREPARED SPACE						33		X		34						PREPARED SPACE	
	PREPARED SPACE						35			X	36						PREPARED SPACE	
	PREPARED SPACE						37	X			38						PREPARED SPACE	
	PREPARED SPACE						39		X		40						PREPARED SPACE	
	PREPARED SPACE						41			X	42						PREPARED SPACE	
	TOTAL														TOTAL			

1. PROVIDE HACR TYPE CIRCUIT BREAKER

TABULATION	TOTAL LOAD	DEMAND FACTOR	DEMAND LOAD
MEASURED			
LIGHTING			
COOLING			
HEATING			
RECEPTACLE			
MISCELLANEOUS			
KITCHEN EQUIP			
LARGEST MOTOR			
TOTAL DEMAND LOAD			VA
TOTAL DEMAND AMPS			A

NOTE:
CONTRACTOR IS RESPONSIBLE FOR UPDATING ALL PANEL SCHEDULES WITH CURRENT DESCRIPTIONS OF ALL BRANCH CIRCUIT DESIGNATIONS.

LIGHTING FIXTURE SCHEDULE

TYPE	MANUFACTURER	CATALOG NO.	MOUNTING	VOLT	LAMP	REMARKS	NOTES
A	LITHONIA	2BLT4-40L-ADSM-GZ10-LP835	RECESSED	UNV	32W LED	2X4 LED TROFFER, 4000 LUMEN OUTPUT & 35K LEDS	
AE	LITHONIA	2BLT4-40L-ADSM-GZ10-LP835-EL14L	RECESSED	UNV	32W LED	2X4 LED TROFFER, 4000 LUMEN OUTPUT, 35K LEDS & 1400 LUMEN BATTERY BACK-UP	3
A2	LITHONIA	2BLT4-48L-ADSM-GZ1-LP835	RECESSED	UNV	37W LED	2X4 LED TROFFER, 4800 LUMEN OUTPUT & 35K LEDS	
A2E	LITHONIA	2BLT4-48L-ADSM-GZ1-LP835-EL14L	RECESSED	UNV	37W LED	2X4 LED TROFFER, 4800 LUMEN OUTPUT, 35K LEDS & 1400 LUMEN BATTERY BACK-UP	3
B	LITHONIA	LDN6 35/20 L06AR SS MVOLT GZ10	RECESSED	UNV	23W LED	6" RECESSED LED DOWNLIGHT WITH 55 DEG OPTICS AND 10% DIMMING	
BE	LITHONIA	LDN6 35/20 L06AR SS MVOLT GZ10 ELSD	RECESSED	UNV	23W LED	6" RECESSED LED DOWNLIGHT WITH 55 DEG OPTICS, 10% DIMMING AND SELF-TEST BATTERY BACK-UP	3
B2	LITHONIA	LDN6 35/20 L06AR SS MVOLT GZ1	RECESSED	UNV	23W LED	6" RECESSED LED DOWNLIGHT WITH 55 DEG OPTICS AND 1% DIMMING	
B2E	LITHONIA	LDN6 35/20 L06AR SS MVOLT GZ1 ELSD	RECESSED	UNV	23W LED	6" RECESSED LED DOWNLIGHT WITH 55 DEG OPTICS, 1% DIMMING AND SELF-TEST BATTERY BACK-UP	3
B3	ALPHABET BY LEDRA BRANDS	NU6 RA SW 25LM 35K 80 D50 UNV 10V C WH WH	RECESSED	UNV	20W LED	6" ADJUSTABLE LED DOWNLIGHT WITH 2000 LUMEN OUTPUT, 35K LEDS, 1% DIMMING & WHITE TRIM AND BEZEL	
B3E	ALPHABET BY LEDRA BRANDS	NU6 RA SW 25LM 35K 80 D50 UNV 10V C WH WH EM12	RECESSED	UNV	20W LED	6" ADJUSTABLE LED DOWNLIGHT WITH 2000 LUMEN OUTPUT, 35K LEDS, 1% DIMMING & WHITE TRIM & BEZEL WITH BATTERY BACK-UP	3
C	LITHONIA	2BLT2 33L ADSM MVOLT GZ10 LP835	RECESSED	UNV	30W LED	2X2 LED TROFFER, 3300 LUMEN OUTPUT & 35K LEDS	
CE	LITHONIA	2BLT2 33L ADSM MVOLT GZ10 LP835 EL14L	RECESSED	UNV	30W LED	2X2 LED TROFFER, 3300 LUMEN OUTPUT, 35K LEDS & 1400 LUMEN BATTERY BACK-UP	3
C2	LITHONIA	2BLT2 40L ADSM MVOLT GZ1 LP835	RECESSED	UNV	39W LED	2X2 LED TROFFER, 4200 LUMEN OUTPUT & 35K LEDS	
C2E	LITHONIA	2BLT2 40L ADSM MVOLT GZ1 LP835 EL14L	RECESSED	UNV	39W LED	2X2 LED TROFFER, 4200 LUMEN OUTPUT, 35K LEDS & 1400 LUMEN BATTERY BACK-UP	3
D	LITHONIA	WL4 40L MVOLT GZ10 LP835 MSD7	SURFACE	UNV	32W LED	4' LED WALL BRACKET FIXTURE WITH ACRYLIC LENS, 4000 LUMEN, 35K LEDS AND INTEGRAL SENSOR	1
F	KENALL	RMCD TG 1/4 45L35K DCC DV 1/G 1	RECESSED	UNV	46W LED	2X2 LED, 16 GA HOUSING & DOOR, ACRYLIC & POLYCARBONATE LENS & TORK FASTNERS	
FE	KENALL	RMCD TG 1/4 45L35K DCC DV 1/G 1 LEL	RECESSED	UNV	46W LED	2X2 LED, 16 GA HOUSING & DOOR, ACRYLIC & POLYCARBONATE LENS, TORK FASTNERS & BACK-UP BATTERY	3
G	LITHONIA	ZL1D L48 SMR 5000LM FST MVOLT 3500K 80 CRI WH ZACVH	SUSPENDED	UNV	41W LED	4' LED STRIP WITH 5000 LUMEN OUTPUT, 35K LEDS & ACC HANGERS	2
U	TIVOLI	TPL-SB-I-35K-24-10 (/2)MINI-CHAN-SLV-6.5 (/2)MINI-LNS-OP-6.5 / POWER SUPPLY	SURFACE	UNV	30W LED	10' TAPE LIGHT WITH MINI CHANNEL & POWER SUPPLY. PROVIDE ALL NECESSARY ACCESSORIES.	2
EM	LITHONIA	ELM2L UVOLT LTP SDRT	SURFACE	UNV	LED	220 LUMEN OUTPUT EMERGENCY FIXTURE WITH AIMABLE OPTICS & LITHIUM BATTERY	
X	LITHONIA	LQM S W 3 R 120/277 EL N SD	SURFACE	UNV	LED	UNIVERSAL MOUNT THERMOPLASTIC EXIT WITH RED LED LETTERS & NI-CAD BATTERY	4

NOTE:
1. FIXTURE TO HAVE PIR INTEGRAL OCCUPANCY SENSOR.
2. FIELD VERIFY MOUNTING REQUIREMENTS PRIOR TO ORDER.
3. FIXTURES WITH THE SUFFIX 'E' ARE TO HAVE FIXTURE COMPATIBLE BATTERY BACK-UP.
4. FIELD VERIFY CHEVRON CONFIGURATION PRIOR TO ANY WORK.

STATE OF TEXAS
MELISSA B. COAD
83852
REGISTERED
PROFESSIONAL ENGINEER
10/07/2020

studio steinbomer
ARCHITECTURE & INTERIORS
1405 S. CONGRESS AVE. SUITE B202
AUSTIN, TX 78704
T: 512.479.0022
F: 512.477.9499
www.steinbomer.com

A RENOVATION FOR THE WILLIAMSON COUNTY JUSTICE CENTER

405 MARTIN LUTHER KING DRIVE, GEORGETOWN, TEXAS. 78626

100% Construction Documents

DATE:	07.21.2020
DRAWN:	W&G
SCALE:	AS NOTED

No.	Description	Date
1	Addendum #3	9.4.20
2	ASI #1	10.26.20

TBPE Firm #F9701
WILSON & GIRGENTI, LLC
MEP Consulting Engineers
13785 Research Blvd., Suite 125
Austin, TX 78750
P.O. Box 1377
Safety Harbor, FL 34695
Office: 813-855-3330
Fax: 727-726-2070

ELECTRICAL PANEL SCHEDULES

E-402

DocuSign Envelope ID: BD1DD069-6BDB-4467-BAD0-FCE7745DF3ED

GENERAL MECHANICAL NOTES:

1. ALL WORK SHALL BE DONE IN ACCORDANCE WITH APPLICABLE CODES. TO THE BEST OF THE ENGINEER'S KNOWLEDGE, ALL DRAWINGS AND SPECIFICATIONS COMPLY WITH MINIMUM EXISTING CODES, INCLUDING THE 2015 INTERNATIONAL MECHANICAL CODE AND 2015 INTERNATIONAL ENERGY CODE AS ADOPTED BY THE CITY OF GEORGETOWN, TEXAS.
2. CONTRACTOR SHALL PROVIDE ALL WORK CUSTOMARILY INCLUDED IF NOT SPECIFICALLY CALLED FOR ON THE PLANS. ALL WORK SHALL BE IN ACCORDANCE WITH BASE BUILDING PLANS AND SPECIFICATIONS. IF THE CONTRACTOR ENCOUNTERS ANY EXISTING NON-COMPLIANT CONDITIONS WITHIN THE SCOPED AREAS OF WORK, CONTRACTOR SHALL NOTIFY THE OWNER IMMEDIATELY. THE OWNER SHALL NOTIFY THE ENGINEER, IF NEEDED, OR OWNER CAN DIRECT THE CONTRACTOR TO MAKE THE NECESSARY CORRECTIONS.
3. CONTRACTOR TO CONSULT BUILDING OWNER FOR BUILDING STANDARDS AND CONTROL SEQUENCES.
4. CONTRACTOR SHALL VISIT THE SITE AND FAMILIARIZE HIMSELF WITH ALL DETAILS OF THE WORK AND EXISTING CONDITIONS. THE INTENT OF THESE NOTES AND MECHANICAL NOTES ON DRAWINGS IS TO CLARIFY THE SCOPE OF WORK AND ALERT CONTRACTOR OF EXISTING CONDITIONS. CONTRACTOR SHALL VERIFY ALL CLEARANCES BEFORE FABRICATION OF DUCTWORK AND PROVIDE ADDITIONAL OFFSET AND/OR CHANGES IN DUCT SIZES TO MEET FIELD CONDITIONS AND COORDINATE WITH ELECTRICAL AND PLUMBING SUBCONTRACTOR BEFORE ANY CONSTRUCTION WORK.
5. CONTRACTOR SHALL PROVIDE A COPY OF THE TEST AND BALANCE REPORT AT THE FINAL INSPECTION. CONTRACTOR SHALL ALSO PROVIDE ALL REPORTS AS REQUIRED BY THE SPECIFICATIONS.
6. THE GENERAL CONTRACTOR IS RESPONSIBLE FOR ALL TRADES INSTALLATION SCHEDULES. FIXED WORK SUCH AS DUCTWORK AND PLUMBING SHALL BE INSTALLED PRIOR TO ANY TRADE WORK THAT CAN BE EASILY RELOCATED OR OFFSET SUCH AS ELECTRICAL CONDUITS AND SMALL WATER LINES, ETC.
7. CONTRACTOR SHALL REVIEW THE EXISTING STRUCTURAL SYSTEM ONSITE BEFORE INSTALLATION TO AVOID ANY BEAM CONFLICTS AND COORDINATE PIPING, HANGERS AND HVAC DUCTWORK ACCORDINGLY.
8. BALANCE AIR DISTRIBUTION SYSTEMS TO QUANTITIES AS INDICATED ON DRAWINGS.
9. ALL SUPPLY TAKE-OFFS ARE CONNECTED TO HARD TRUNK DUCT WITH SPIN-IN FITTING (WITH MANUAL DAMPER) OF SIZE EQUAL TO DIFFUSER INLET AND DUCT CONNECTION. FLEXIBLE DUCT SHALL BE STRAIGHT WITH NO SAGS OR EXCESS DUCT. TOTAL TURNS SHALL NOT EXCEED 135 DEGREES. THERMA-FLEX OR EQUAL INSULATED FLEX DUCT CONFORMING TO NFPA-90A AND UL 181 FOR "AIR DUCT CONNECTOR."
10. DUCT SIZES INDICATED ON DRAWINGS ARE INSIDE CLEAR DIMENSIONS.
11. ALL CONCEALED RECTANGULAR SUPPLY/RETURN DUCTWORK TO BE 1.5" THK. FIBERGLASS PER SMACNA STANDARDS, EXCLUDING FLEX CONNECTIONS TO AIR DISTRIBUTION DEVICES OR AS SPECIFICALLY NOTED ON DRAWINGS.
12. ALL CEILING MOUNTED DIFFUSERS SHALL BE 4-WAY THROW UNLESS OTHERWISE NOTED.
13. IN GENERAL, PLANS AND DIAGRAMS ARE SCHEMATIC ONLY AND SHOULD NOT BE SCALED.
14. COORDINATE AIR DEVICE LOCATIONS WITH LIGHTING FIXTURES.
15. TURNING VANES SHALL BE PROVIDED IN ALL SUPPLY DUCT RECTANGULAR ELBOWS WITH ANGLES BETWEEN 15 DEGREES AND LESS THAN 90 DEGREES PER SMACNA.
16. DUCTWORK SHALL NOT BE SUPPORTED BY THE CEILING OR CEILING SUSPENSION SYSTEM.
17. ALL WALL MOUNTED THERMOSTATS AND/OR TEMPERATURE SENSORS SHALL BE INSTALLED AT AN ELEVATION OF 48" A.F.F. THERMOSTATS SHALL BE FASTENED BY PLASTIC SHIELD AND SCREWS.
18. OUTSIDE AIR SUPPLY RATES CONFORM TO 2012 INTERNATIONAL MECHANICAL CODE.
19. UNLESS OTHERWISE NOTED, INSTALL DUCTWORK AS HIGH AS POSSIBLE, TIGHT TO BOTTOM OF STRUCTURE. COORDINATE DUCT ELEVATION WITH WATER PIPING, SANITARY DRAINS AND MAJOR ELECTRICAL CONDUITS.
20. INSTALLATION OF MECHANICAL EQUIPMENT SHALL COMPLY WITH THE MANUFACTURER'S SPECIFICATIONS AND CLEARANCE REQUIREMENTS.
21. MATCH DIFFUSER MOUNTING FRAME WITH CEILING TYPE.
22. ALL DASHED LINED EQUIPMENT AND DUCTWORK ARE EXISTING. ALL SOLID LINED EQUIPMENT AND DUCTWORK ARE NEW UNDER TENANT WORK.
23. INSTALL HANGERS AND SUPPORTS AS REQUIRED TO ADEQUATELY SUPPORT THE DUCTWORK WITHOUT INTERFERING WITH THEIR INHERENT FLEXIBILITY, AND AS REQUIRED TO PREVENT SAGGING AND VIBRATION. DO NOT EXCEED SPACINGS AS STATED IN THE MSS SP-58 AND SP-69.
24. WHERE CONCENTRATED LOADS OF DUCTWORK, FITTINGS, ETC., OCCUR, CLOSER SPACING OF HANGERS AND SUPPORTS WILL BE NECESSARY. SPACINGS SHALL BE BASED ON THE WEIGHT TO BE SUPPORTED AND THE MAXIMUM RECOMMENDED LOADS FOR THE HANGER COMPONENTS.
25. THE DRAWINGS ARE DIAGRAMMATIC AND INDICATE THE GENERAL LOCATION OF EXISTING EQUIPMENT, DUCTS, AND GRILLES, ETC. IT IS THE INTENT OF THESE DRAWINGS AND SPECIFICATIONS THAT UPON PROJECT COMPLETION, THE EXISTING MECHANICAL SYSTEMS, CONDUIT, DUCTWORK, ETC. BY READY FOR OPERATION WHETHER OR NOT EVERY ITEM OF EQUIPMENT, ACCESSORY, DEVICE, ETC. IS SHOWN. REFERENCE SHALL BE MADE TO THE FULL DRAWING PACKAGE INCLUDING ARCHITECTURAL FOR COORDINATION AND POTENTIAL CONFLICTS. THE MECHANICAL SUBCONTRACTOR SHALL, WITHOUT EXTRA CHARGE, MAKE REASONABLE MODIFICATIONS IN THE LAYOUT AS NEEDED TO PREVENT CONFLICTS WITH OTHER TRADES, OR FOR PROPER EXECUTION OF WORK. FIELD VERIFY ALL DIMENSIONS BEFORE FABRICATING DUCTWORK.
26. WORK SHALL BE DONE SO AS TO MINIMIZE DISRUPTION TO BUILDING ACTIVITIES. KEEP BUILDING SERVICES IN FULL OPERATION DURING NORMAL BUSINESS HOURS.
27. SCHEDULING SHALL BE CLOSELY COORDINATED WITH THE OWNER/PROPERTY MANAGER AND NO WORK SHALL PROCEED WITHOUT AN OWNER-APPROVED SCHEDULE. SCHEDULE ALL SHUTDOWNS AT LEAST 48 HOURS IN ADVANCE WITH OWNER IN WRITING.
28. PROTECTION OF BUILDING PERSONNEL, FURNISHINGS AND SYSTEMS FROM HAZARD AND/OR CONTAMINATION ASSOCIATED WITH CONSTRUCTION SHALL BE PROVIDED BY THE CONTRACTOR.
29. CONTRACTOR SHALL COORDINATE WITH OTHER TRADES. CONFLICTS SHALL BE BROUGHT TO THE ATTENTION OF THE GENERAL CONTRACTOR, AND AS NECESSARY, THE OWNER. SUBCONTRACTOR SHALL PROVIDE POSSIBLE SOLUTION TO CONFLICT TO GENERAL CONTRACTOR.
30. CONTRACTOR SHALL COORDINATE ROUTING OF ANY NEW PIPING OR DUCTWORK AT THE JOB SITE TO AVOID CONFLICT WITH EXISTING SYSTEMS, STRUCTURE, LIGHT FIXTURES AND PLUMBING LINES.
31. COMPLETION: UPON COMPLETION OF WORK, AND PRIOR TO ACCEPTANCE, THE CONTRACTOR SHALL FURNISH TO THE OWNER AN OWNER'S MANUAL AND PROJECT RECORD DRAWINGS.

NOTES TO CONTRACTOR:

1. CONTRACTOR TO COORDINATE NEW ROOFTOP EQUIPMENT LOCATIONS WITH EXISTING ROOF EQUIPMENT OR ANY OTHER EXISTING ELEMENTS.
2. ALL EQUIPMENT LOCATIONS TO MAINTAIN A MINIMUM OF 10'-0" FROM ROOF EDGE.
3. EQUIPMENT LOCATIONS SHOWN ARE APPROXIMATE. VERIFY EXACT LOCATIONS IN FIELD.
4. MAINTAIN A MINIMUM OF 10'-0" BETWEEN EXHAUST VENTS AND OUTSIDE AIR INTAKES.
5. COORDINATE ALL DIFFUSERS WITH LIGHT FIXTURES, SPRINKLER HEADS & POWER POLES/DROPS.
6. ALL NEW EQUIPMENT TO BE INSTALLED ACCORDING TO MANUFACTURER'S GUIDELINES. MAINTAIN MINIMUM CLEARANCE FOR SERVICE & ACCESSIBILITY.
7. EXISTING MECHANICAL INDICATED IS TAKEN FROM FIELD INVESTIGATION. IT IS TO BE UNDERSTOOD THAT EXISTING OR UNFORESEEN CONDITIONS PROBABLY EXIST AND NEW WORK MAY NOT BE FIELD LOCATED EXACTLY AS SHOWN ON DRAWINGS.
8. PROVIDE UNIT-SIZE LINED SUPPLY & RETURN DROPS FOR ALL NEW RTU'S/AHU'S.
9. OUTSIDE AIR QUANTITIES FOR NEW AND EXISTING RTU'S ARE TO BE PROVIDED PER THE OUTSIDE AIR CALCULATIONS SHOWN ON M-001. T&B CONTRACTOR TO PROVIDE T&B REPORT FOR ENGINEER'S REVIEW PRIOR TO SUBSTANTIAL COMPLETION.

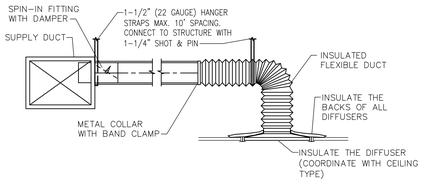

SUPPLY DIFFUSER FLEX SUPPORT DETAIL

NTS

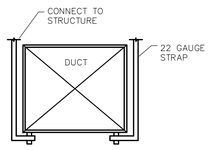

DUCT SUPPORT DETAIL

NTS

NEW AIR DISTRIBUTION SCHEDULE

REMARKS:
1. COORDINATE FRAME & BORDER TYPE WITH CEILING TYPE. REFER TO ARCHITECTURAL PLANS.
2. COORDINATE WITH BLDG MGT FOR BLDG STANDARDS.
3. NOT ALL MARKS/TYPES MAY BE USED.

MARK	CFM	NECK SIZE (INCHES)	FACE SIZE (INCHES)	BASIS OF DESIGN	ACCESSORIES
A	0-140	6"ø	24"x24"	SUPPLY DIFFUSER EQUAL TO TITUS MODEL TMS-AA TO MATCH EXISTING. INSULATE BACK OF ALL DIFFUSERS. ALUMINUM WITH WHITE FINISH.	
	141-250	8"ø	24"x24"		
	251-350	10"ø	24"x24"		
	351-450	12"ø	24"x24"		
B	0-140	6"X6"	24"x24"	RETURN/EXHAUST GRILLE EQUAL TO TITUS MODEL PAR-AA. ALUMINUM WITH WHITE FINISH.	
	141-260	8"X8"	24"x24"		
	261-420	10"X10"	24"x24"		
	421-650	12"X12"	24"x24"		
	651-850	14"X14"	24"x24"		
	851-1150	16"X16"	24"x24"		
	1151-1450	18"X18"	24"x24"		
	1451-1800	20"X20"	24"x24"		
	1801-2200	22"X22"	24"x24"		
C	0-40	4"ø	12"X12"	SUPPLY DIFFUSER EQUAL TO TITUS MODEL TMS TO MATCH EXISTING. INSULATE BACK OF ALL DIFFUSERS. STEEL WITH WHITE FINISH.	
	41-100	6"ø	12"X12"		
D	0-40	6"X6"	12"X12"	RETURN/EXHAUST GRILLE EQUAL TO TITUS MODEL PAR TO MATCH EXISTING. INSULATE BACK OF ALL DIFFUSERS. STEEL WITH WHITE FINISH.	
	41-100	6"X6"	12"X12"		
E	0-130	6"x6"	7.75"x7.75"	SIDEWALL SUPPLY EQUAL TO TITUS 301FL. 35° DOWN DEFLECTION, WITH WHITE FINISH.	OPPOSED BLADE DAMPERS
	131-200	10"x6"	11.75"x7.75"		
	201-375	18"x6"	19.75"x7.75"		
	376-700	18"x12"	19.75"x13.75"		
	701-1000	24"x12"	25.75"x13.75"		
F	0-130	6"x6"	7.75"x7.75"	SIDEWALL RETURN/EXHAUST EQUAL TO TITUS 350FL. 35° DOWN DEFLECTION, WITH WHITE FINISH.	OPPOSED BLADE DAMPERS
	131-200	10"x6"	11.75"x7.75"		
	201-375	18"x6"	19.75"x7.75"		
	376-700	18"x12"	19.75"x13.75"		
	701-1000	24"x12"	25.75"x13.75"		
G	0-120	6"ø	13.5"ø	TITUS TMRA-AA ROUND SUPPLY DIFFUSER WITH WHITE FINISH. ADJUSTABLE VERTICAL TO HORIZONTAL DISCHARGE PATTERS.	
	121-210	8"ø	18"ø		
	211-320	10"ø	22.5"ø		
	321-450	12"ø	27"ø		
	451-600	14"ø	31.5"ø		
	601-800	16"ø	36"ø		
	801-1000	18"ø	40.5"ø		
S	0-100	6"X6"	12"X12"	TITUS SG-TDC SECURITY LOUVERED CORE AIR DEVICE. PROVIDE IN STAINLESS STEEL. CONTRACTOR TO PROVIDE TAMPER-PROOF SCREWS FOR INSTALLATION IN PRE-DRILLED SCREW HOLES.	

NEW DX PACKAGED ROOFTOP UNIT SCHEDULE

REMARKS:
* WEIGHT IS APPROXIMATE AND DOES NOT INCLUDE ROOF CURB, UNIT ACCESSORIES OR OPTIONS.
* R-410A REFRIGERANT

MARK	ROOM SERVED	FAN CFM	MIN. O.A. CFM	MAX. O.A. CFM	EXT. SP "WC"	TSP "WC"	COOLING DATA @ 105° AMBIENT						ELECTRICAL DATA											
							ENTERING AIR TEMP.		LEAVING AIR TEMP.		TOTAL CAP BTUH	SENS. CAP BTUH	V/ϕ	SUPPLY FAN		COMPRESSORS (QUANT: 2)			UNIT			UNIT BASE WEIGHT (lbs) *	MINIMUM UNIT EER/IEER	BASIS OF DESIGN	ACCESSORIES
							("F) DB	("F) WB	("F) DB	("F) WB				HP	RPM	FANS	AMPS	SYSTEM KW	FLA	MCA	MOCP				
NEW RTU-4	SERVER ROOM	5,000	250	250	1.5"	2.36"	80.0	67.0	54.4	54.3	160,658	140,180	460/3	4.0	1401	2@ 1.8A	7.9A 12.8A	13.97	26.5	29.7	40.0	2,300	11.1/18	DAIKIN DPS015A OR APPROVED EQUAL	①②

① FILTERS, 14" TALL ROOF CURB, 100% DIFFERENTIAL ENTHALPY ECONOMIZER WITH MOTORIZED DAMPERS TO CLOSE WHEN UNIT IS OFF, OUTDOOR AIR HOOD, RELIEF HOOD AND HAIL GUARD. PROVIDE FAULT DETECTION AND DIAGNOSTICS.
② PROVIDE UNIT WITH TWO COMPRESSORS AND NO HEATING.
③ NEW RTU-4 SHALL BE CONNECTED TO EMERGENCY POWER ONLY.
④ PROVIDE WITH DIGITAL THERMOSTAT. PROVIDE ROOM REMOTE SENSOR FOR SERVER ROOM/IT OFFICE AND FILE STORAGE ROOM. PROVIDE WITH GFI CONVENIENCE OUTLET. PROVIDE WITH BACNET CARD.

CHILLED WATER FAN COIL UNIT SCHEDULE

MARK F/C #	FAN DATA				CHILLED WATER COIL DATA					BASIS OF DESIGN	RPM	WEIGHT	ELECTRICAL FLA	REMARKS
	CFM	EXT. SP "WG	MOTOR HP	V/ϕ	ROWS	WPD FT. HD.	TOTAL CAP MBH	SEN. CAP. MBH	GPM					
FC-IDF 1025A	824	0.25	0.22	208/1	3	6.91	20.72	16.04	4.2	TRANE HORIZONTAL FAN COIL UNIT, CHILLED WATER ONLY UNIT, MODEL FCCB060	1070	200 LBS	1.6	①②③④

① PROVIDE WITH WALL MOUNTED DISPLAY TEMPERATURE SENSOR AND TRACER ZN520 CONTROLLER.
② CONDENSATE TO BE PUMPED VIA CONDENSATE PUMP AND ROUTED TO FLOOR DRAIN IN ADJACENT MECHANICAL ROOM.
③ PROVIDE WITH FACTORY-ASSEMBLED VALVE PIPING PACKAGE, 2-WAY, 2-POSITION ELECTRIC MOTORIZED VALVES. DISCONNECT BY ELECTRICIAN.
④ PROVIDE WITH 1" PLEATED MERV 8 FILTER, STAINLESS STEEL DRAIN PAN WITH CONDENSATE OVERFLOW SWITCH, SPRING ISOLATION, HANGERS.

OUTSIDE AIR CALCULATIONS - TABLE 403.3.1.1 IMC 2012

ROOM NAME & NUMBER	AREA (FT2)	PEOPLE/1000 FT2	PEOPLE	PEOPLE OVERRIDE	CFM/PERSON	CFM/FT2	O.A. CFM REQUIRED
New Server RTU							
Server Room	568	5	3	3	5	0.06	49
New Office	88	5	1	1	5	0.06	10
Attic Storage	2500	0	0	0	0	0.06	150
File Storage Rooms	615	0	0	0	0	0.06	37
						TOTAL OA CFM REQUIRED:	**246**
						TOTAL OA CFM DESIGNED:	**250**

STATE OF TEXAS
MELISSA B. COAD
93852
REGISTERED
PROFESSIONAL ENGINEER
07/07/2020

studio steinbomer ARCHITECTURE & INTERIORS
1405 S. CONGRESS AVE. SUITE B202
AUSTIN, TX 78704
T: 512.479.0022
F: 512.477.6498
www.steinbomer.com

A RENOVATION FOR THE
WILLIAMSON COUNTY JUSTICE CENTER
405 MARTIN LUTHER KING DRIVE, GEORGETOWN, TEXAS. 78626

100% Construction Documents

DATE:	07.21.2020
DRAWN:	W&G
SCALE:	AS NOTED

No.	Description	Date

TBPE Firm #19701
WILSON & GIRGENTI, LLC
MEP Consulting Engineers
13785 Research Blvd., Suite 125
Austin, TX 78750
P.O. Box 1377
Safety Harbor, FL 34695
Office: 813-855-3330
Fax: 727-726-3070

MECHANICAL SCHEDULES AND DETAILS

M-001

DocuSign Envelope ID: BD1DD069-6BDB-4467-BAD0-FCE7745DF3ED

DISTRICT CLERK DEMO PLAN - FIRST FLOOR

SCALE: 1/8" = 1'-0"

N

MECHANICAL KEYED DEMOLITION NOTES:

1. EXISTING SUPPLY DIFFUSER TO BE REPLACED WITH NEW DIFFUSER DURING RESTROOM RENOVATION. REPLACE WITH NEW DIFFUSER AS SHOWN AND CONNECT TO EXISTING SUPPLY DUCT.
2. EXISTING EXHAUST GRILLE TO BE REPLACED WITH NEW GRILLE DURING RESTROOM RENOVATION. REPLACE WITH NEW GRILLE AS SHOWN. CONNECT TO EXISTING EXHAUST DUCT.
3. EXISTING LIGHTS TO BE REPLACED IN THIS AREA. EXISTING RCP TO REMAIN. EXISTING SUPPLY AND RETURN AIR DEVICES, WHETHER SHOWN OR NOT SHOWN, ARE EXISTING TO REMAIN IN THEIR CURRENT LOCATION UNLESS NOTED OTHERWISE.

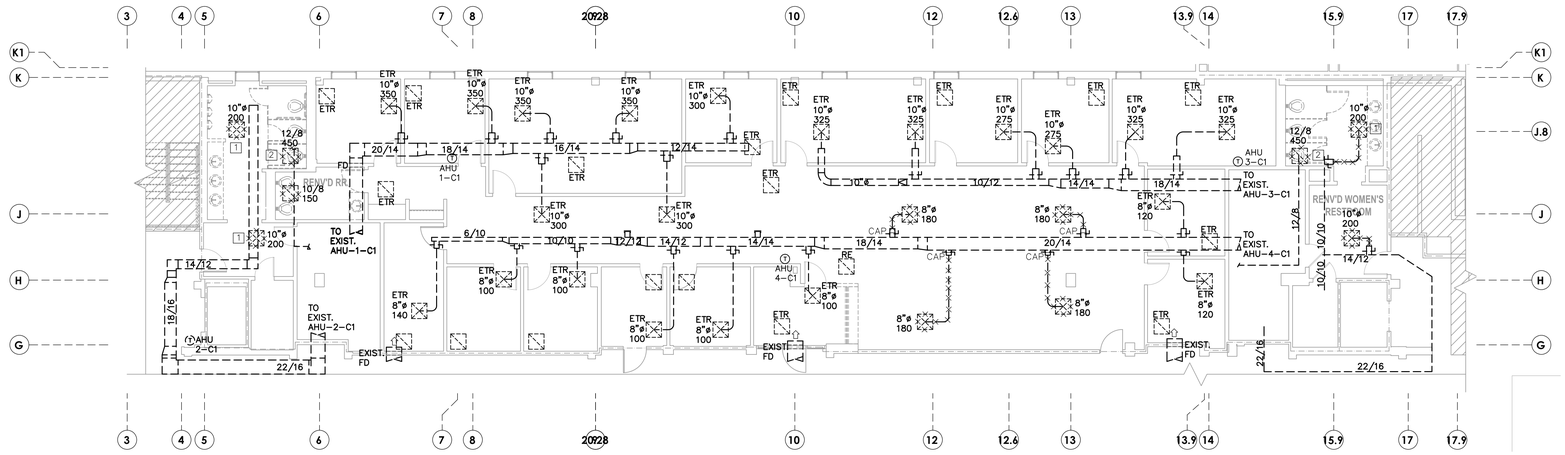

COUNTY ATTORNEY MECHANICAL DEMO PLAN - FIRST FLOOR

SCALE: 1/8" = 1'-0"

N

DEMO LEGEND

	EXISTING RETURN/EXHAUST GRILLE TO BE REMOVED
	EXISTING SUPPLY DIFFUSER TO BE REMOVED
	EXISTING RETURN/EXHAUST GRILLE TO REMAIN OR BE RELOCATED
	EXISTING SUPPLY DIFFUSER TO REMAIN OR BE RELOCATED
	EXISTING SLOT DIFFUSER TO REMAIN OR BE RELOCATED
	EXISTING HARD DUCT TO BE REMOVED
	EXISTING FLEXIBLE DUCT TO BE REMOVED
	NOT IN SCOPE

STATE OF TEXAS
MELISSA B. COAD
93852
REGISTERED PROFESSIONAL ENGINEER
07/01/2020

studio | steinbomer ARCHITECTURE + DESIGN
1405 S. CONGRESS AVE. SUITE B202
AUSTIN, TX 78704
T: 512.479.0022
F: 512.477.4498
www.steinbomer.com

A RENOVATION FOR THE WILLIAMSON COUNTY JUSTICE CENTER

405 MARTIN LUTHER KING DRIVE, GEORGETOWN, TEXAS. 78626

100% Construction Documents

DATE:	07.21.2020
DRAWN:	W&G
SCALE:	AS NOTED

No.	Description	Date

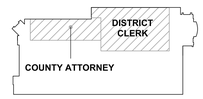

TBPE Firm #19701
WILSON & GIRGENTI, LLC
MEP Consulting Engineers
13785 Research Blvd., Suite 125
Austin, TX 78750
P.O. Box 1377
Safety Harbor, FL 34695
Office: 813-855-3330
Fax: 727-726-2070

ENLARGED DEMO PLANS - MECHANICAL

M-101

DocuSign Envelope ID: BD1DD069-6BDB-4467-BAD0-FCE7745DF3ED

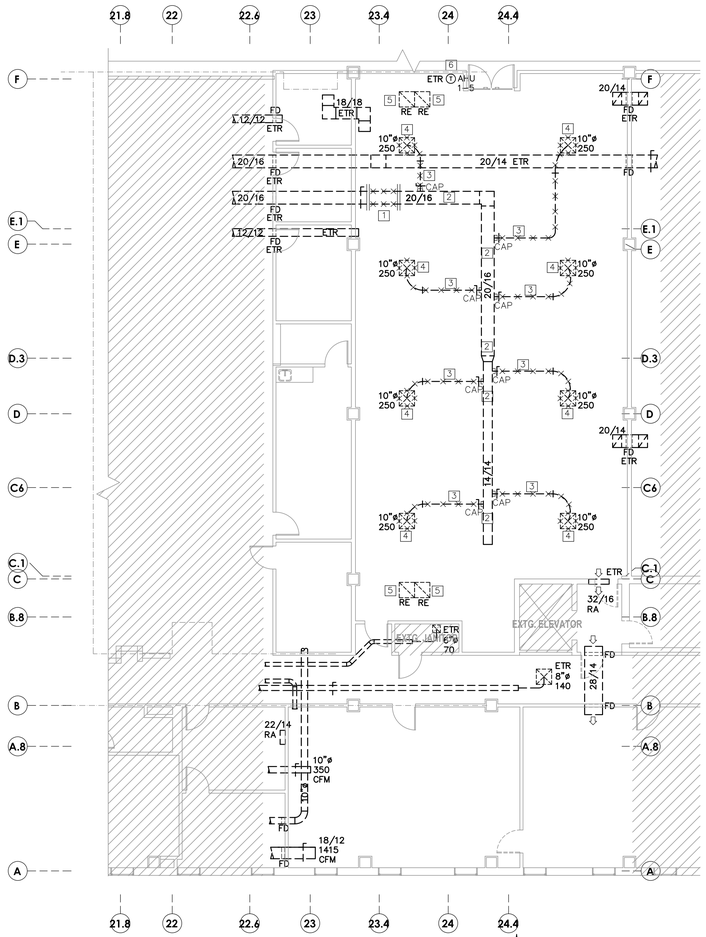

LEVEL 1 COURTROOM DEMO PLAN

SCALE: 1/8" = 1'-0"

MECHANICAL KEYED DEMOLITION NOTES:

1. "BREAK" AND REMOVE EXISTING 20/16 SUPPLY AIR DUCT AS INDICATED AT THIS LOCATION.
2. EXISTING 20/16, TRANSITION DUCT, AND 14/14 SUPPLY AIR DUCT TO BE SALVAGED AND REUSED. REFER TO M-109. SALVAGED DUCTWORK TO BE REINSTALLED UP TIGHT TO STRUCTURE TO ALLOW FOR NEW CEILING AT HIGHER HEIGHT TO BE INSTALLED IN COURTROOM.
3. EXISTING FLEX DUCT AND MANUAL DAMPER TO BE DEMOLISHED. CAP CONNECTION TO SUPPLY DUCT MAIN AIR-TIGHT AFTER FLEX DUCT REMOVAL.
4. EXISTING SUPPLY AIR DIFFUSER TO BE REMOVED AND DEMOLISHED.
5. EXISTING RETURN AIR EGG CRATE GRILLE AND ASSOCIATED RETURN AIR BOOT TO BE RELOCATED. REFER TO M-109.
6. EXISTING THERMOSTAT TO REMAIN IN SERVICE.
7. EXISTING SUPPLY DIFFUSER TO BE REPLACED WITH NEW DIFFUSER DURING RESTROOM RENOVATION. REPLACE LIKE-FOR-LIKE NECK SIZE AND MAINTAIN EXISTING SUPPLY CFM.

DEMO LEGEND

	EXISTING RETURN/EXHAUST GRILLE TO BE REMOVED
	EXISTING SUPPLY DIFFUSER TO BE REMOVED
	EXISTING RETURN/EXHAUST GRILLE TO REMAIN OR BE RELOCATED
	EXISTING SUPPLY DIFFUSER TO REMAIN OR BE RELOCATED
	EXISTING SLOT DIFFUSER TO REMAIN OR BE RELOCATED
	EXISTING HARD DUCT TO BE REMOVED
	EXISTING FLEXIBLE DUCT TO BE REMOVED
	NOT IN SCOPE

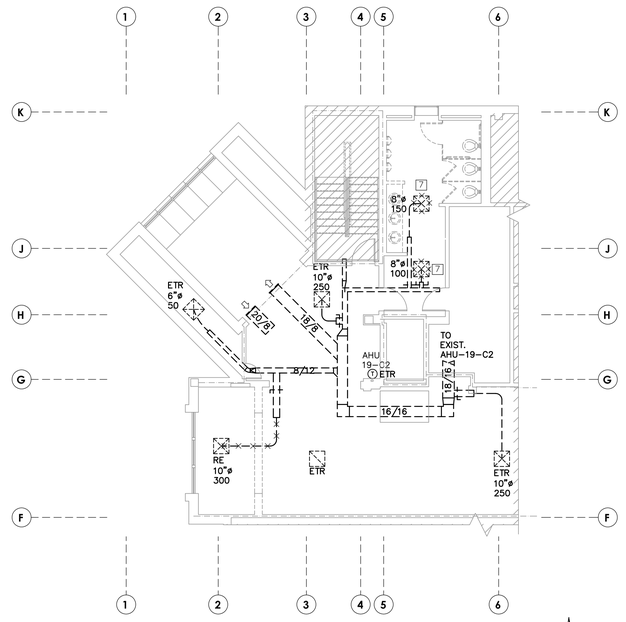

LEVEL 2 EXISTING VESTIBULE DEMO PLAN

SCALE: 1/8" = 1'-0"

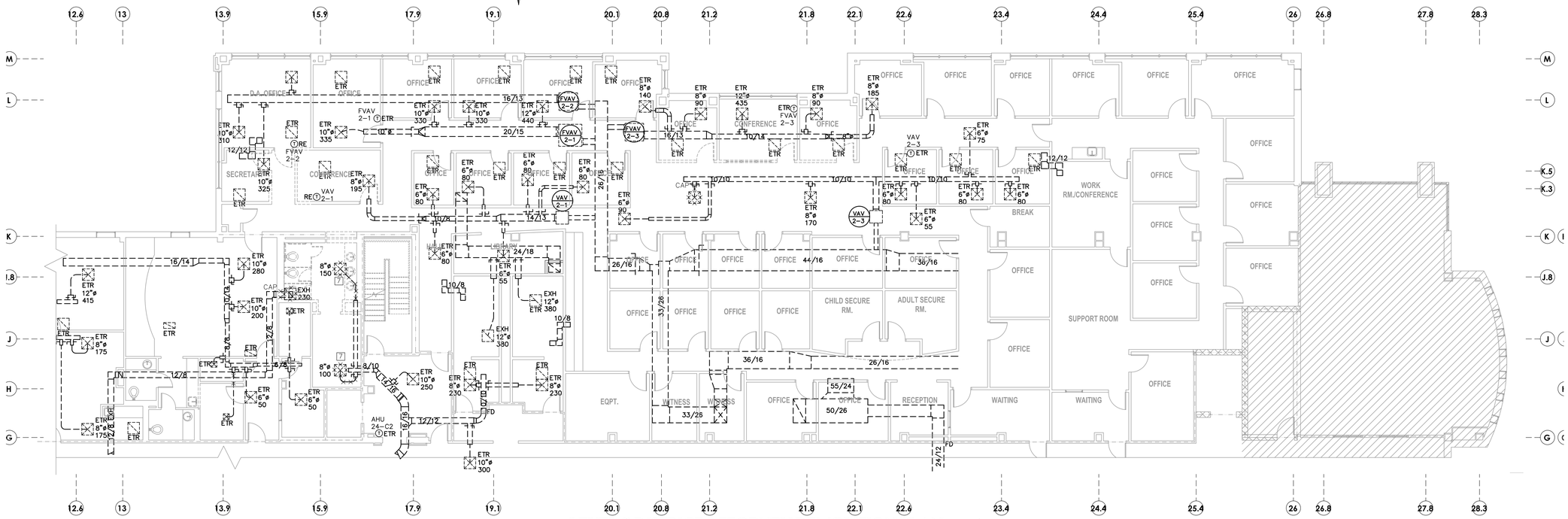

LEVEL 2 DISTRICT ATTORNEY DEMOLITION PLAN

SCALE: 1/8" = 1'-0"

STATE OF TEXAS
MELISSA B. COAD
93852
REGISTERED PROFESSIONAL ENGINEER
07/01/2020

studio | steinbomer
ARCHITECTURE & DESIGN
1405 S. CONGRESS AVE. SUITE B202
AUSTIN, TX 78704
T: 512.479.0022
F: 512.477.4498
www.steinbomer.com

A RENOVATION FOR THE WILLIAMSON COUNTY JUSTICE CENTER

405 MARTIN LUTHER KING DRIVE, GEORGETOWN, TEXAS. 78626

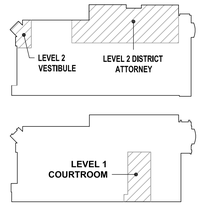

100% Construction Documents

DATE:	07.21.2020
DRAWN:	W&G
SCALE:	AS NOTED

No.	Description	Date

ENLARGED DEMO PLANS - MECHANICAL

M-102

TBPE Firm #19701
WILSON & GIRGENTI, LLC
MEP/C Consulting Engineers
13785 Research Blvd., Suite 125
Austin, TX 78750
P.O. Box 1377
Safety Harbor, FL 34695
Office: 813-855-3330
Fax: 727-726-2070

DocuSign Envelope ID: BD1DD069-6BDB-4467-BAD0-FCE7745DF3ED

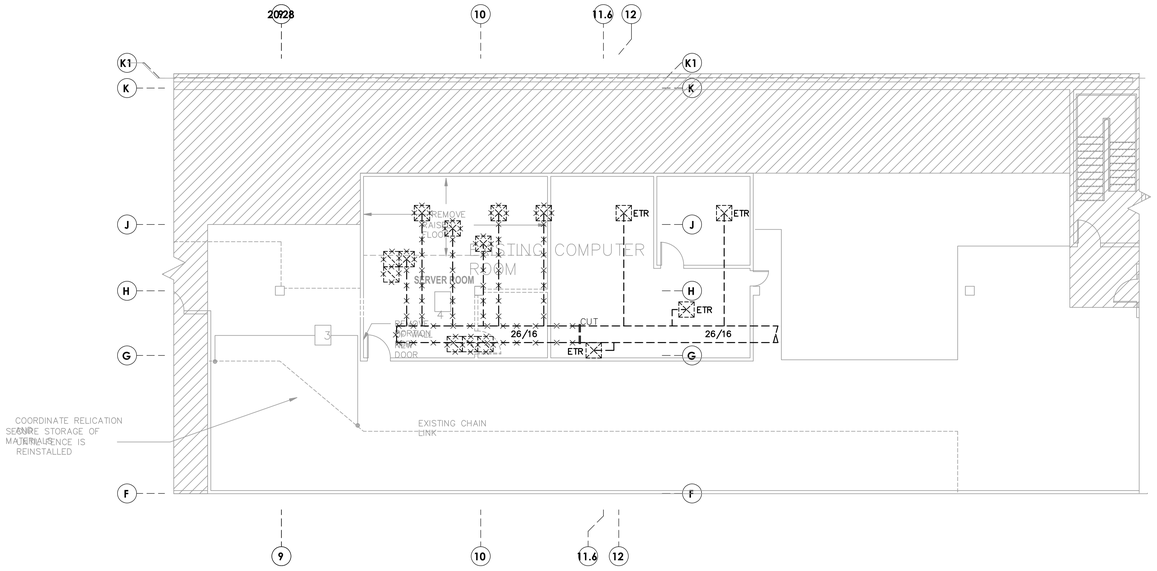

ATTIC SOUTH DEMO PLAN

SCALE: 1/8" = 1'-0"

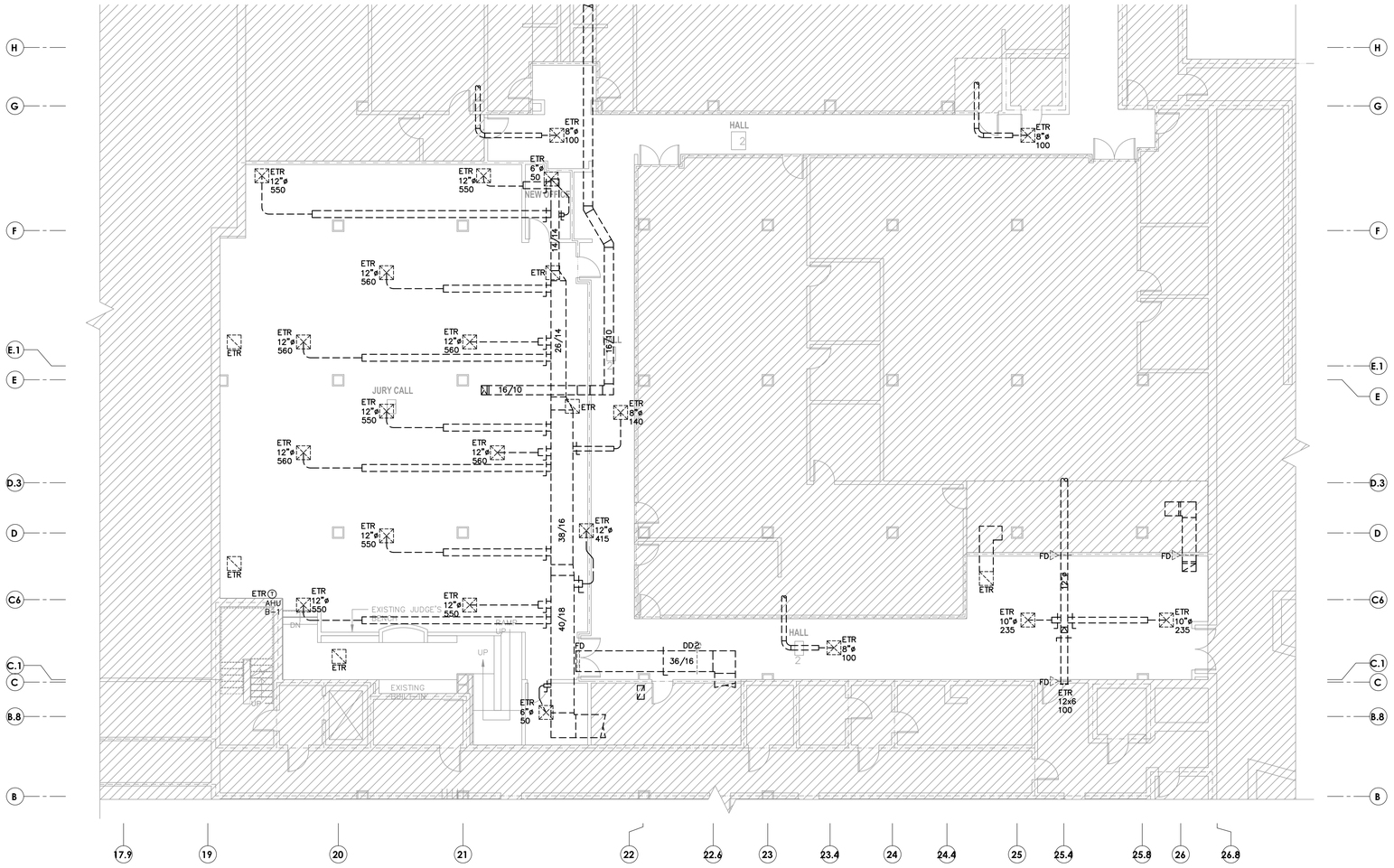

BASEMENT JURY CALL DEMO PLAN

SCALE: 1/8" = 1'-0"

BASEMENT DEMOLITION SCOPE OF WORK:

NEW CEILING GRID, CEILING TILE AND NEW LED LIGHTS ARE TO BE PROVIDED IN THIS AREA (PER ARCH DWGS). EXISTING SUPPLY & RETURN GRILLES ARE TO BE TEMPORARILY SUPPORTED FROM STRUCTURE ABOVE DURING DEMOLITION THEN PLACED IN NEW CEILING GRID IN THEIR LOCATIONS AS SHOWN.

DEMO LEGEND

	EXISTING RETURN/EXHAUST GRILLE TO BE REMOVED
	EXISTING SUPPLY DIFFUSER TO BE REMOVED
	EXISTING RETURN/EXHAUST GRILLE TO REMAIN OR BE RELOCATED
	EXISTING SUPPLY DIFFUSER TO REMAIN OR BE RELOCATED
	EXISTING SLOT DIFFUSER TO REMAIN OR BE RELOCATED
	EXISTING HARD DUCT TO BE REMOVED
	EXISTING FLEXIBLE DUCT TO BE REMOVED
	NOT IN SCOPE

STATE OF TEXAS
MELISSA B. COAD
93852
REGISTERED PROFESSIONAL ENGINEER
07/21/2020

studio | steinbomer
ARCHITECTURE & DESIGN
1405 S. CONGRESS AVE. SUITE B202
AUSTIN, TX 78704
T: 512.479.0022
F: 512.477.4468
www.steinbomer.com

WILLIAMSON COUNTY JUSTICE CENTER

A RENOVATION FOR THE

405 MARTIN LUTHER KING DRIVE, GEORGETOWN, TEXAS. 78626

100% Construction Documents

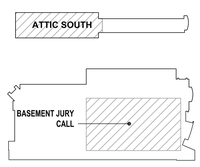

DATE:	07.21.2020
DRAWN:	W&G
SCALE:	AS NOTED

No.	Description	Date

TBPE Firm #19701
WILSON & GIRGENTI, LLC
MEP Consulting Engineers
13785 Research Blvd., Suite 125
Austin, TX 78750
P.O. Box 1377
Safety Harbor, FL 34695
Office: 813-855-3330
Fax: 727-726-2070

ENLARGED DEMO PLANS - MECHANICAL

M-103

DocuSign Envelope ID: BD1DD069-6BDB-4467-BAD0-FCE7745DF3ED

BASEMENT JURY CALL NEW CONSTRUCTION

SCALE: 1/8" = 1'-0"

N

BASEMENT MECHANICAL SCOPE OF WORK:

NEW CEILING GRID, CEILING TILE AND NEW LED LIGHTS ARE TO BE PROVIDED IN THIS AREA (PER ARCH DWGS). EXISTING SUPPLY & RETURN GRILLES ARE TO BE TEMPORARILY SUPPORTED FROM STRUCTURE ABOVE DURING DEMOLITION THEN PLACED IN NEW CEILING GRID IN THEIR LOCATIONS AS SHOWN.

MECHANICAL LEGEND

MVD	MANUAL VOLUME DAMPER
EXIST.	EXISTING
RA	RETURN AIR
OA	OUTSIDE AIR
	DUCT REDUCTION IN DIRECTION OF FLOW
SD	DUCT MOUNTED SMOKE DETECTOR
	MOTORIZED DAMPER
	RETURN (OR EXHAUST) GRILLE
	SUPPLY DIFFUSER
ETR	EXISTING TO REMAIN
RE	RELOCATE EXISTING
ER	EXISTING RELOCATED
	FIRE DAMPER
	EXISTING FIRE DAMPER
S	SMOKE TIGHT DUCT SEAL
SD	SMOKE DAMPER
SD	FIRE/SMOKE DAMPER
	NEW HARD DUCT
	EXISTING HARD DUCT
	NEW FLEXIBLE DUCT
	EXISTING FLEXIBLE DUCT
T	THERMOSTAT
	NEW CONNECTION
BD	BACKDRAFT DAMPER
	NOT IN SCOPE

STATE OF TEXAS
MELISSA B. COAD
93852
REGISTERED PROFESSIONAL ENGINEER
07/21/2020

studio | steinbomer
ARCHITECTURE + DESIGN
1405 S CONGRESS AVE. SUITE B202
AUSTIN, TX 78704
T: 512.479.0022
F: 512.477.4466
www.steinbomer.com

WILLIAMSON COUNTY JUSTICE CENTER

A RENOVATION FOR THE

405 MARTIN LUTHER KING DRIVE, GEORGETOWN, TEXAS. 78626

100% Construction Documents

DATE:	07.21.2020
DRAWN:	W&G
SCALE:	AS NOTED

No.	Description	Date

ENLARGED NEW CONSTRUCTION PLANS - MECHANICAL

M-201

TBPE Firm #19701

WILSON & GIRGENTI, LLC
MEP Consulting Engineers
13785 Research Blvd., Suite 125
Austin, TX 78750
P.O. Box 1377
Safety Harbor, FL 34695
Office: 813-855-3330
Fax: 727-726-2070

DocuSign Envelope ID: BD1DD069-6BDB-4467-BAD0-FCE7745DF3ED

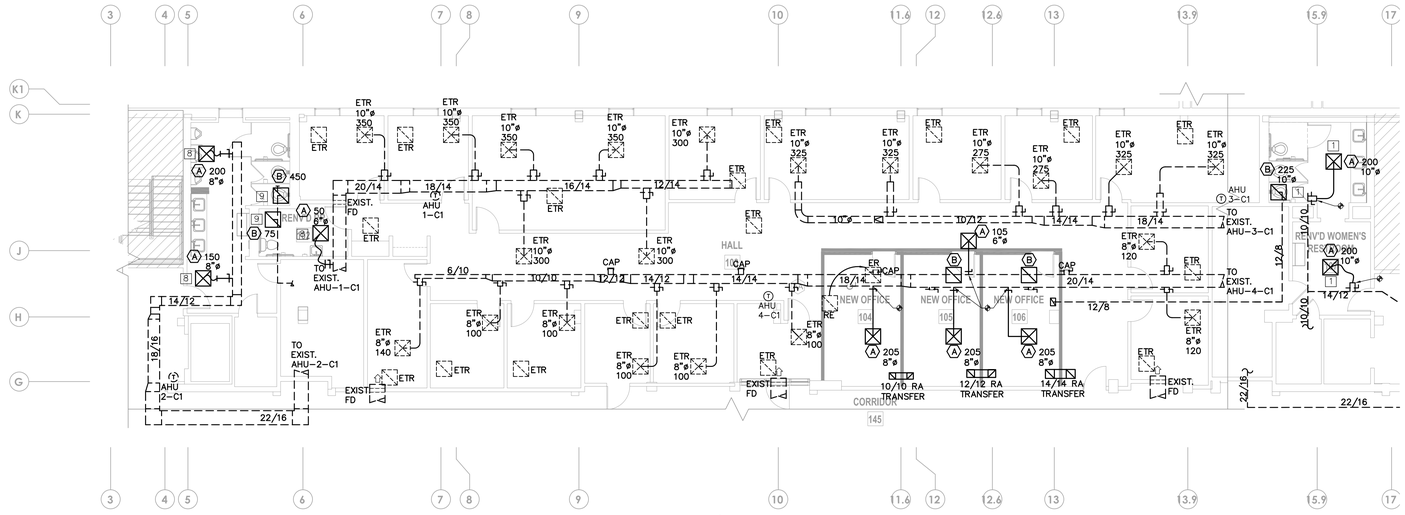

LEVEL 1 COUNTY ATTORNEY NEW CONSTRUCTION

SCALE: 1/8" = 1'-0"

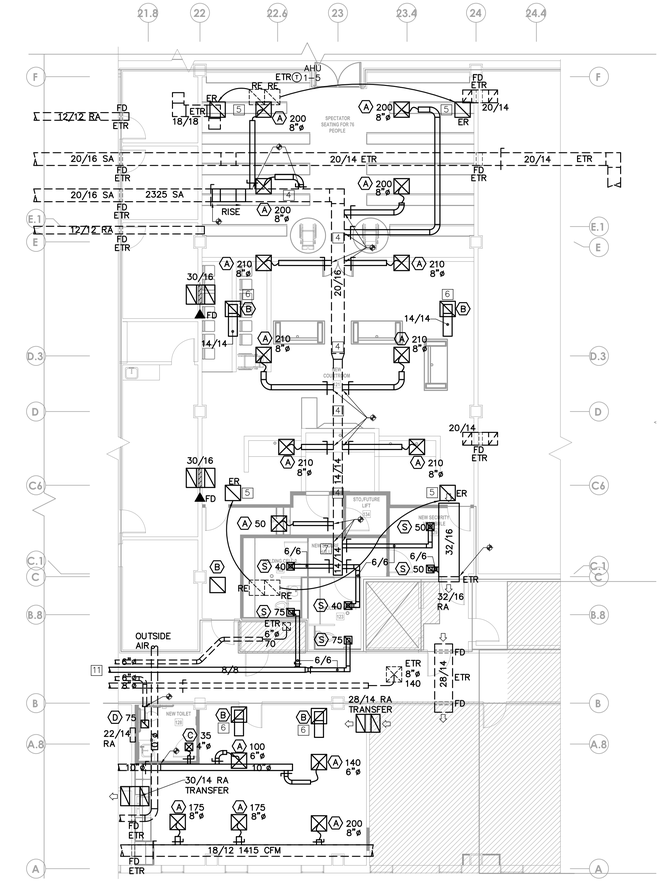

LEVEL 1 COURTROOM NEW CONSTRUCTION

SCALE: 1/8" = 1'-0"

MECHANICAL NOTES:

1. RESTROOM TO BE FULLY RENOVATED. REPLACE EXISTING SUPPLY AIR DIFFUSERS AND EXHAUST GRILLES WITH NEW AND INSTALL IN NEW CEILING. PROVIDE GRILLE AND DIFFUSER TYPES INDICATED AND BALANCE TO CFM'S SHOWN. CONNECT TO EXISTING SUPPLY AIR AND EXHAUST AIR MAINS. PROVIDE NEW DUCTWORK AS REQUIRED FOR CONNECTION.
2. NEW LED LIGHTS ARE TO BE PROVIDED IN EXISTING LAY-IN CEILING IN DISTRICT CLERK SUITE. EXISTING SUPPLY AND RETURN AIR DEVICES TO REMAIN WHERE CURRENTLY INSTALLED UNLESS NOTED OTHERWISE.
3. EXISTING THERMOSTAT LOCATION TO BE IMPACTED BY NEW WALLS/RENOVATIONS IN THIS AREA. RELOCATE EXISTING THERMOSTAT TO LOCATION SHOWN. PROVIDE NEW CONTROL WIRING AS REQUIRED TO ENSURE THERMOSTATS ARE IN GOOD WORKING CONDITION.
4. MECHANICAL CONTRACTOR TO REINSTALL SALVAGED 20/16 SUPPLY AIR DUCT, TRANSITION AND 14/14 SUPPLY AIR DUCT UP TIGHT TO STRUCTURE TO ALLOW FOR NEW CEILING TO BE INSTALLED AT A HIGHER ELEVATION. REFER TO ARCHITECTURAL DRAWINGS FOR NEW CEILING HEIGHT.
5. NEW LOCATION FOR EXISTING RETURN EGG CRATE GRILLE.
6. PROVIDE DUCT CONNECTION AND NEW 14/14 RETURN AIR BOOT ON NEW RETURN GRILLE.
7. PROVIDE ADDITIONAL DUCTWORK AND EXTEND EXISTING 14/14 SUPPLY AIR DUCT.
8. REPLACE EXISTING SUPPLY AIR DIFFUSER/S IN RESTROOM WITH NEW DIFFUSER/S AS SHOWN. PROVIDE NEW TAP AND FLEX DUCT FROM EXISTING SUPPLY AIR DUCT SERVING THE RESTROOM. PROVIDE YOUNG REGULATOR FOR BALANCING PURPOSES IN HARD CEILING.
9. REPLACE EXISTING EXHAUST AIR GRILLE IN RESTROOM WITH NEW GRILLE AS SHOWN. CONNECT NEW GRILLE TO EXISTING EXHAUST DUCTWORK. PROVIDE NEW DUCTWORK AS REQUIRED FOR CONNECTION.
10. COORDINATE NEW WALL LOCATION WITH EXISTING FVAV. MECHANICAL CONTRACTOR SHALL MAINTAIN ACCESS TO FVAV FOR MAINTENANCE. FVAV MAY NEED TO BE SHIFTED PLAN LEFT WHEN NEW WALL IS CONSTRUCTED. PROVIDE ANY NEW DUCTWORK AND CONNECTIONS IF FVAV IS REQUIRED TO BE SHIFTED.
11. PROVIDE NEW 8/8 EXHAUST FROM HOLDING CELL RESTROOMS AND CONNECT TO EXISTING EXHAUST DUCT MAIN LOCATED OVER ADJACENT CORRIDOR APPROXIMATELY 8 FEET AWAY.
12. CONNECT 18/12 SUPPLY AIR TO EXISTING AIR DEVICES IN ADJACENT SUITE.

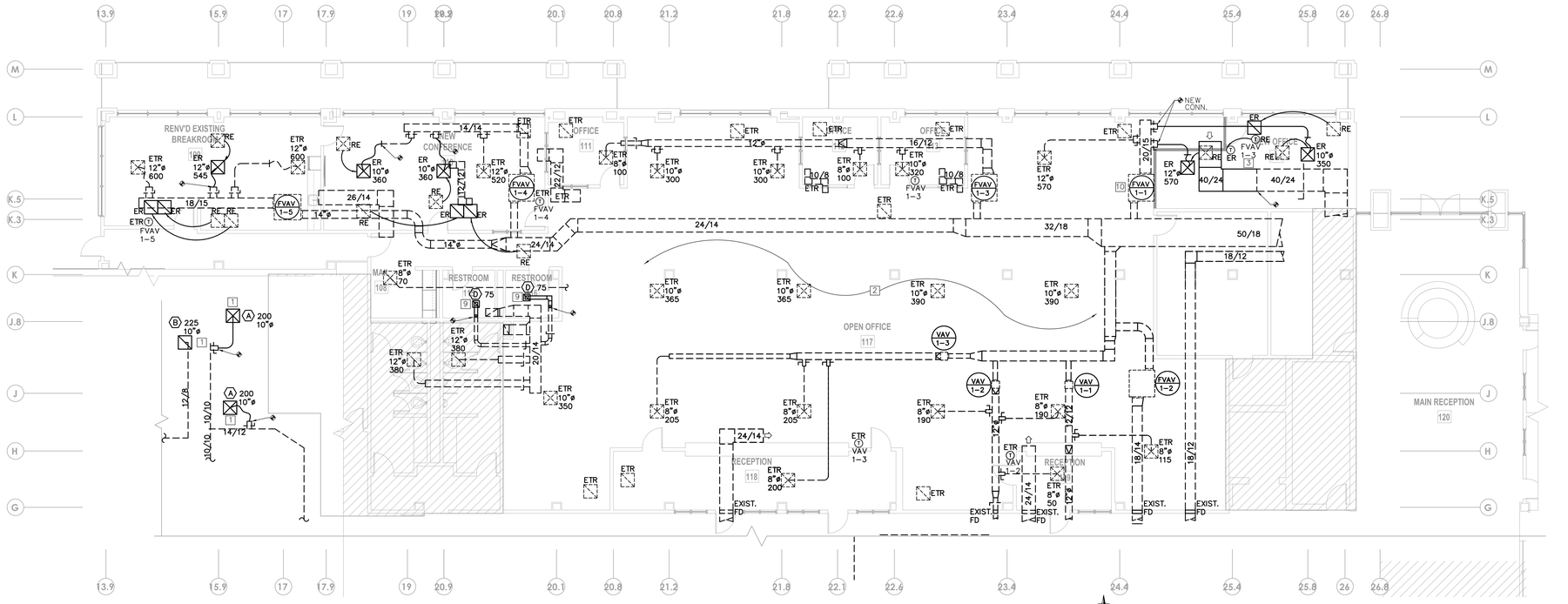

LEVEL 1 DISTRICT CLERK NEW CONSTRUCTION

SCALE: 1/8" = 1'-0"

MECHANICAL LEGEND

MVD	MANUAL VOLUME DAMPER
EXIST.	EXISTING
RA	RETURN AIR
OA	OUTSIDE AIR
	DUCT REDUCTION IN DIRECTION OF FLOW
SD	DUCT MOUNTED SMOKE DETECTOR
	MOTORIZED DAMPER
	RETURN (OR EXHAUST) GRILLE
	SUPPLY DIFFUSER
ETR	EXISTING TO REMAIN
RE	RELOCATE EXISTING
ER	EXISTING RELOCATED
	FIRE DAMPER
	EXISTING FIRE DAMPER
S	SMOKE TIGHT DUCT SEAL
SD	SMOKE DAMPER
SD	FIRE/SMOKE DAMPER
	NEW HARD DUCT
	EXISTING HARD DUCT
	NEW FLEXIBLE DUCT
	EXISTING FLEXIBLE DUCT
T	THERMOSTAT
	NEW CONNECTION
BD	BACKDRAFT DAMPER
	NOT IN SCOPE

STATE OF TEXAS
MELISSA B. COAD
93852
REGISTERED PROFESSIONAL ENGINEER
07/07/2020

studio | steinbomer
ARCHITECTURE & DESIGN
1405 S. CONGRESS AVE. SUITE B202
AUSTIN, TX 78704
T: 512.479.0022
F: 512.477.6499
www.steinbomer.com

A RENOVATION FOR THE WILLIAMSON COUNTY JUSTICE CENTER

405 MARTIN LUTHER KING DRIVE, GEORGETOWN, TEXAS. 78626

100% Construction Documents

DATE:	07.21.2020
DRAWN:	W&G
SCALE:	AS NOTED

No.	Description	Date

TBPE Firm #19701
WILSON & GIRGENTI, LLC
MEP Consulting Engineers
13785 Research Blvd, Suite 125
Austin, TX 78750
P.O. Box 1377
Safety Harbor, FL 34695
Office: 813-855-3330
Fax: 727-726-2070

ENLARGED NEW CONSTRUCTION PLANS - MECHANICAL

M-202

DocuSign Envelope ID: BD1DD069-6BDB-4467-BAD0-FCE7745DF3ED

MECHANICAL NOTES:

1. RESTROOM TO BE FULLY RENOVATED. REPLACE EXISTING SUPPLY AIR DIFFUSERS AND EXHAUST GRILLES WITH NEW AND INSTALL IN NEW CEILING. NEW EXHAUST GRILLE TO BE TYPE "B", 12"X12", AND BALANCED TO 450 CFM EXHAUST. NEW SUPPLY AIR DIFFUSERS TO BE TYPE "A", 8"ø, AND BALANCED TO 200 CFM EACH. CONNECT TO EXISTING SUPPLY AIR AND EXHAUST AIR MAINS.
2. NEW LED LIGHTS ARE TO BE PROVIDED IN EXISTING LAY-IN CEILING IN DISTRICT ATTORNEY SUITE. EXISTING SUPPLY AND RETURN AIR DEVICES TO REMAIN WHERE CURRENTLY INSTALLED UNLESS NOTED OTHERWISE.
3. EXISTING THERMOSTAT LOCATION TO BE IMPACTED BY NEW WALLS/RENOVATIONS IN THIS AREA NEAR DISTRICT ATTORNEY'S OFFICE. RELOCATE EXISTING THERMOSTAT TO LOCATION SHOWN. PROVIDE NEW CONTROL WIRING AS REQUIRED TO ENSURE THERMOSTATS ARE IN GOOD WORKING CONDITION.
4. NEW RTU-4: NEW RTU-4 SHALL BE CONNECTED TO EMERGENCY POWER AND OPERATE ONLY DURING A POWER OUTAGE. MOTORIZED DAMPERS (ON EMERGENCY POWER) SHOWN IN NEW RTU-4 SUPPLY AND RETURN DUCTWORK SHALL BE NORMALLY CLOSED AND SHALL OPEN UPON POWER OUTAGE OR BY MAINTENANCE AT WILL ON COMMAND. MOTORIZED DAMPER (ON EMERGENCY POWER) SHOWN IN SUPPLY DUCTWORK OFF OF EXISTING AHU 33-C2 SHALL BE NORMALLY OPEN AND SHALL CLOSE UPON POWER OUTAGE. COORDINATE LOCATION OF NEW RTU-4 ON ROOF WITH EXISTING AHU 33-C2 CONDENSING UNIT AND OTHER EXISTING EQUIPMENT ON ROOF. EXISTING UNISTRUT WITH UNUSED DISCONNECT CAN BE DEMOLISHED. REPAIR ANY ROOF PENETRATIONS.
5. NEW RTU-4 SUPPLY AND RETURN DUCT SHALL PENETRATE EXISTING SLOPED ROOF AND ENTER ATTIC SPACE. FLASH AND SEAL PENETRATIONS AIR AND WATER-TIGHT. SUPPLY DUCT SHALL TURN UP AND FOLLOW THE SLOPE OF THE ROOF AND TIE INTO THE EXISTING SUPPLY DUCT OFF OF EXISTING AHU 33-C2 AS SHOWN. RETURN AIR DUCT SHALL TERMINATE APPROXIMATELY 24" INSIDE OF ATTIC. PROVIDE MOTORIZED DAMPERS ON SUPPLY AND RETURN DUCTWORK AS SHOWN AND SEE NOTE 4 FOR DAMPER SEQUENCE OF OPERATIONS.

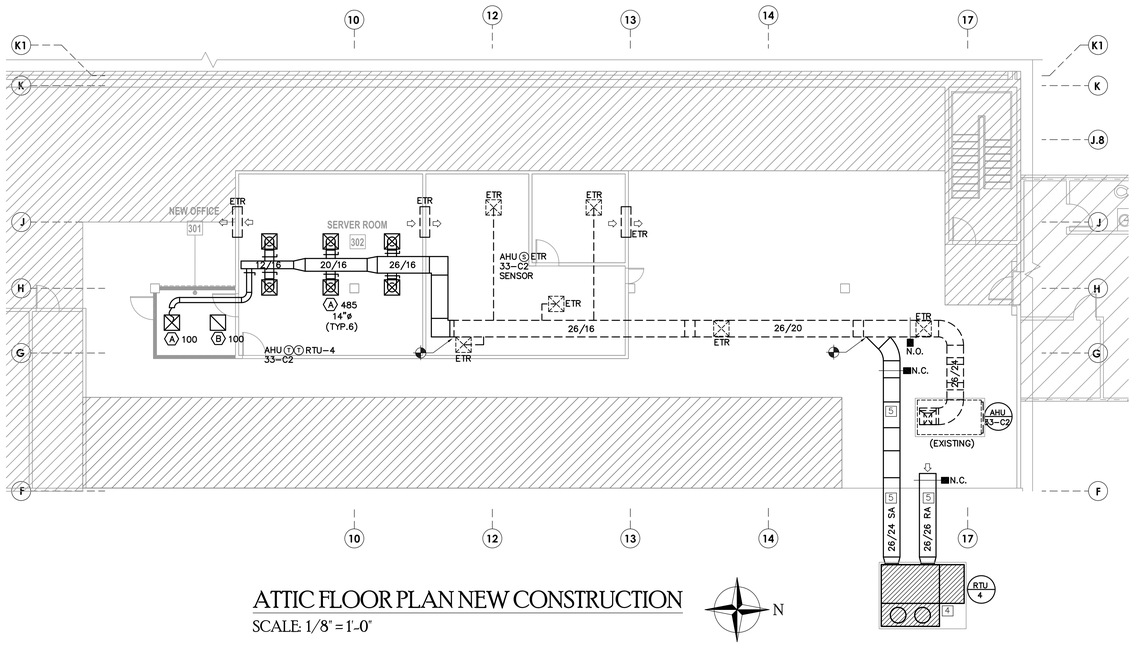

ATTIC FLOOR PLAN NEW CONSTRUCTION

SCALE: 1/8" = 1'-0"

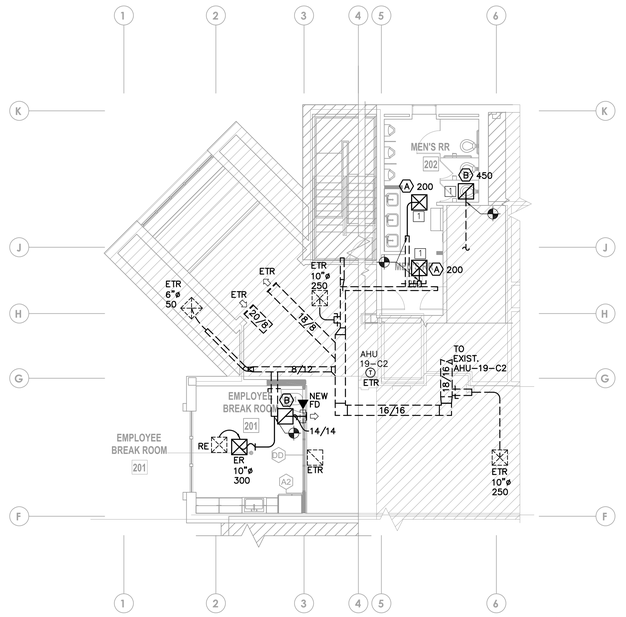

LEVEL 2 BREAKROOM NEW CONSTRUCTION

SCALE: 1/8" = 1'-0"

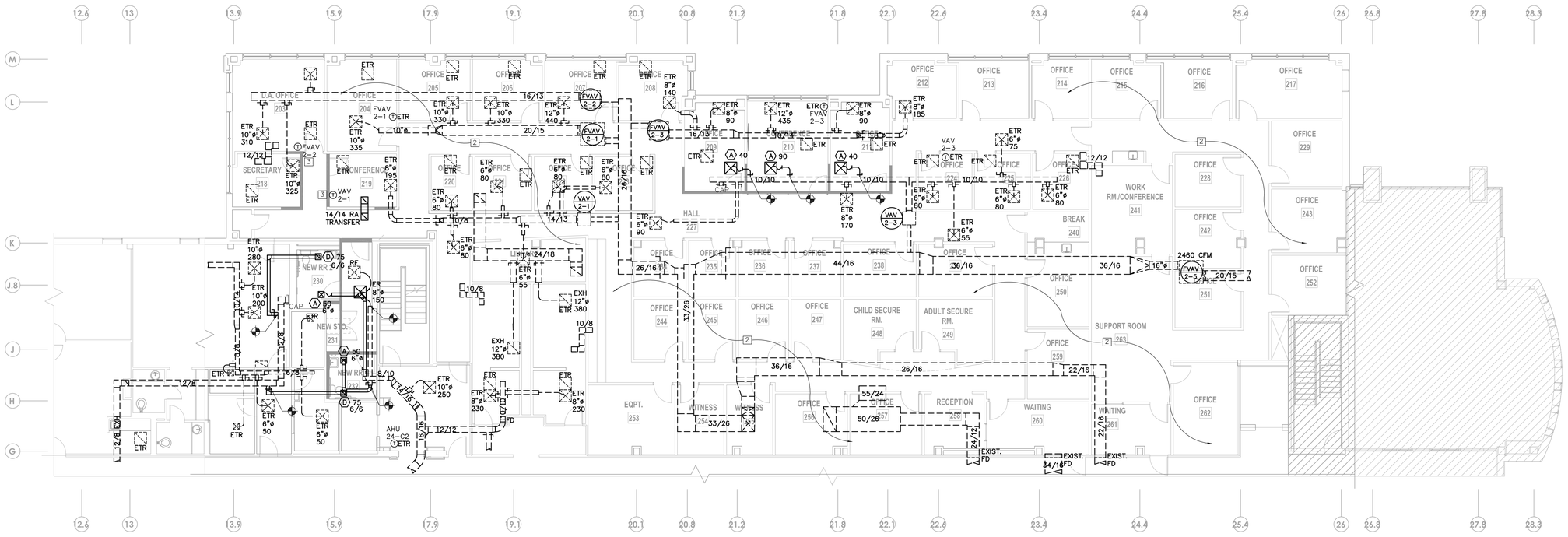

LEVEL 2 DISTRICT ATTORNEY NEW CONSTRUCTION

SCALE: 1/8" = 1'-0"

MECHANICAL LEGEND

MVD	MANUAL VOLUME DAMPER
EXIST.	EXISTING
RA	RETURN AIR
OA	OUTSIDE AIR
	DUCT REDUCTION IN DIRECTION OF FLOW
SD	DUCT MOUNTED SMOKE DETECTOR
	MOTORIZED DAMPER
	RETURN (OR EXHAUST) GRILLE
	SUPPLY DIFFUSER
ETR	EXISTING TO REMAIN
RE	RELOCATE EXISTING
ER	EXISTING RELOCATED
	FIRE DAMPER
	EXISTING FIRE DAMPER
S	SMOKE TIGHT DUCT SEAL
SD	SMOKE DAMPER
S/D	FIRE/SMOKE DAMPER
	NEW HARD DUCT
	EXISTING HARD DUCT
	NEW FLEXIBLE DUCT
	EXISTING FLEXIBLE DUCT
T	THERMOSTAT
	NEW CONNECTION
80	BACKDRAFT DAMPER
	NOT IN SCOPE

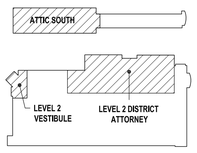

100% Construction Documents

DATE:	07.21.2020
DRAWN:	W&G
SCALE:	AS NOTED

No.	Description	Date

ENLARGED NEW CONSTRUCTION PLANS - MECHANICAL

M-203

TBPE Firm #19701
WILSON & GIRGENTI, LLC
MEP Consulting Engineers
13785 Research Blvd., Suite 125
Austin, TX 78750
P.O. Box 1377
Safety Harbor, FL 34695
Office: 813-855-3330
Fax: 727-726-2070

STATE OF TEXAS
MELISSA B. COAD
93852
REGISTERED PROFESSIONAL ENGINEER
07/21/2020

studio | steinbomer ARCHITECTURE & PLANNING
1405 S. CONGRESS AVE. SUITE B202
AUSTIN, TX 78704
T: 512.479.3022
F: 512.477.4468
www.steinbomer.com

A RENOVATION FOR THE

WILLIAMSON COUNTY JUSTICE CENTER

405 MARTIN LUTHER KING DRIVE, GEORGETOWN, TEXAS. 78626

DocuSign Envelope ID: BD1DD069-6BDB-4467-BAD0-FCE7745DF3ED

MECHANICAL NOTES:

1. PROVIDE NEW CHILLED WATER FAN COIL UNIT TO SERVE EXISTING IDF ROOM. PROVIDE CONDENSATE DRAIN PAN UNDER UNIT WITH FLOAT SWITCH. ROUTE 3/4" CONDENSATE DOWN TO FLOOR DRAIN IN MECHANICAL ROOM. DO NOT INSTALL NEW FAN COIL UNIT OR NEW CHILLED WATER SUPPLY AND RETURN PIPING OVER EXISTING ELECTRICAL EQUIPMENT IN MECHANICAL ROOM PER CODE. COORDINATE LOCATION OF NEW FAN COIL UNIT WITH EXISTING SUSPENDED LIGHTS. PROVIDE ISOLATION HANGERS, NEW SUPPLY AND RETURN DUCTWORK, SIDEWALL AIR GRILLES AND NEW FIRE DAMPERS IN IDF ROOM WALL PENETRATIONS. PROVIDE NEW THERMOSTAT IN IDF ROOM WHERE SHOWN. PROVIDE GATE ISOLATION VALVES IN NEW CHILLED WATER SUPPLY AND RETURN PIPING.
2. EXISTING DX COMPUTER/IDF ROOM COOLING UNIT SUSPENDED ABOVE IDF EQUIPMENT IN ROOM. MECHANICAL CONTRACTOR SHALL PROVIDE MAINTENANCE TO UNIT TO ENSURE IT IS IN PROPER WORKING CONDITION. CLEAN ALL FILTERS. MAKE ANY ADJUSTMENTS AS NEEDED TO BRING UNIT TO PROPER WORKING CONDITION.

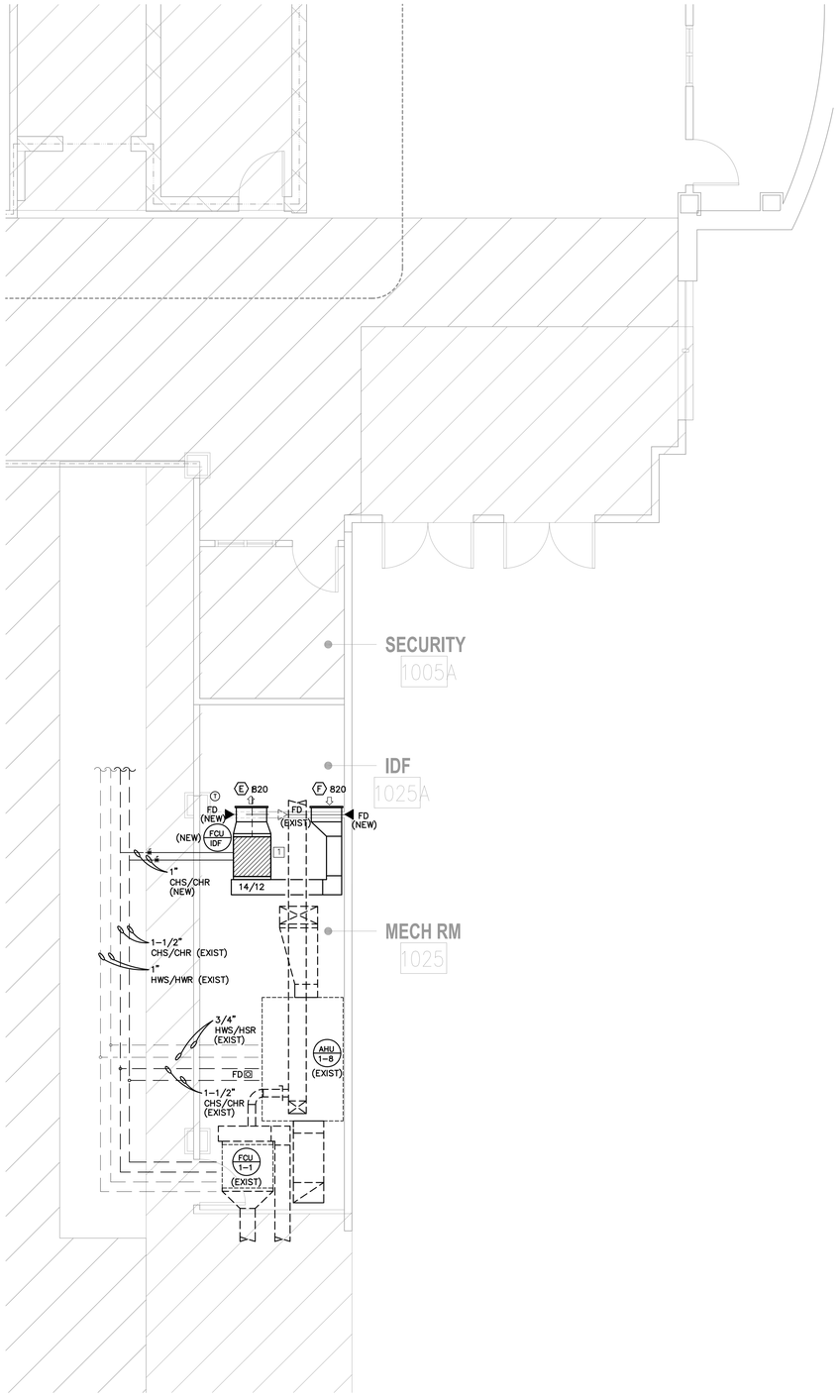

LEVEL 1 IDF ROOM 1025A

SCALE: 1/4" = 1'-0"

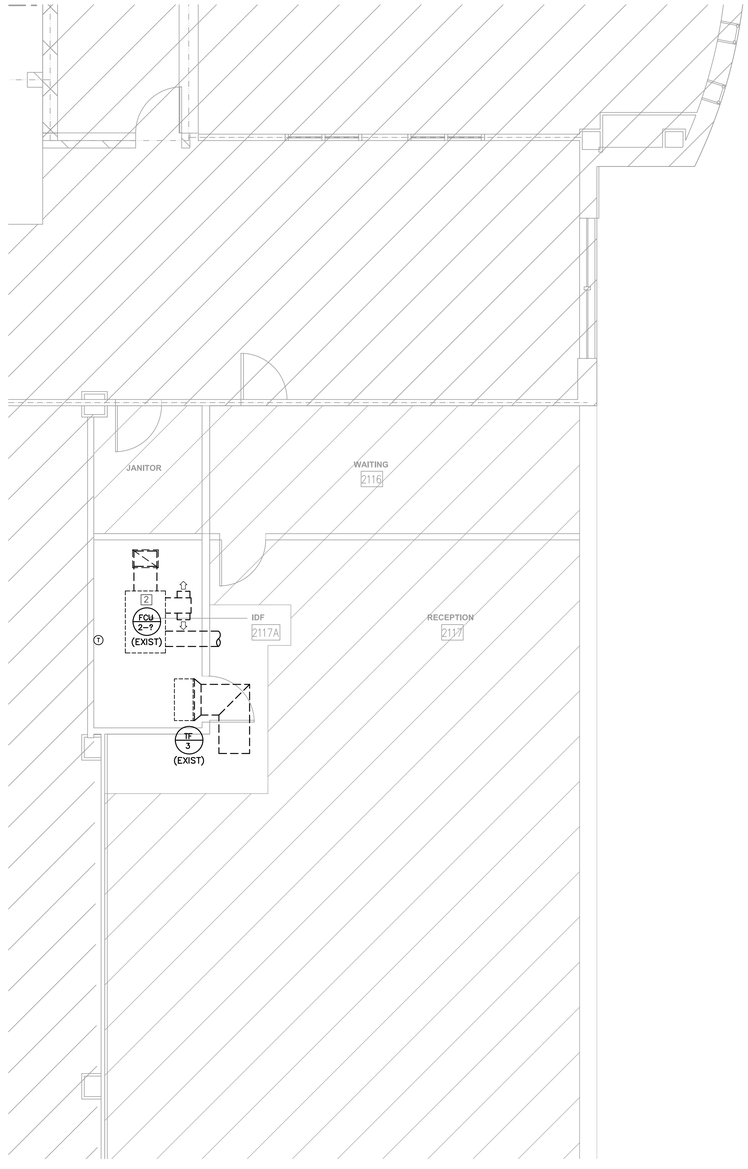

LEVEL 2 IDF ROOM 2117A

SCALE: 1/4" = 1'-0"

MECHANICAL LEGEND

MVD	MANUAL VOLUME DAMPER
EXIST.	EXISTING
RA	RETURN AIR
OA	OUTSIDE AIR
	DUCT REDUCTION IN DIRECTION OF FLOW
SD	DUCT MOUNTED SMOKE DETECTOR
	MOTORIZED DAMPER
	RETURN (OR EXHAUST) GRILLE
	SUPPLY DIFFUSER
ETR	EXISTING TO REMAIN
RE	RELOCATE EXISTING
ER	EXISTING RELOCATED
	FIRE DAMPER
	EXISTING FIRE DAMPER
S	SMOKE TIGHT DUCT SEAL
SD	SMOKE DAMPER
SD	FIRE/SMOKE DAMPER
	NEW HARD DUCT
	EXISTING HARD DUCT
	NEW FLEXIBLE DUCT
	EXISTING FLEXIBLE DUCT
T	THERMOSTAT
	NEW CONNECTION
BD	BACKDRAFT DAMPER
	NOT IN SCOPE

STATE OF TEXAS
MELISSA B. COAD
93852
REGISTERED PROFESSIONAL ENGINEER
07/21/2020

studio | steinbomer ARCHITECTURE & DESIGN
1405 S. CONGRESS AVE. SUITE B202
AUSTIN, TX 78704
T: 512.479.0022
F: 512.477.4468
www.steinbomer.com

A RENOVATION FOR THE WILLIAMSON COUNTY JUSTICE CENTER

405 MARTIN LUTHER KING DRIVE, GEORGETOWN, TEXAS. 78626

100% Construction Documents

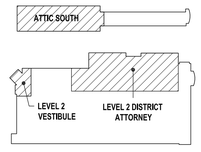

DATE:	07.21.2020
DRAWN:	W&G
SCALE:	AS NOTED

No.	Description	Date

TBPE Firm #19701
WILSON & GIRGENTI, LLC
MEP Consulting Engineers
13785 Research Blvd., Suite 125
Austin, TX 78750
P.O. Box 1377
Safety Harbor, FL 34695
Office: 813-855-3330
Fax: 727-726-2070

ENLARGED NEW CONSTRUCTION PLANS - MECHANICAL

M-204

DocuSign Envelope ID: BD1DD069-6BDB-4467-BAD0-FCE7745DF3ED

LAVATORY/SINK MIXING VALVE DETAIL

NTS

GENERAL PLUMBING NOTES

1. ALL WORK SHALL BE DONE IN ACCORDANCE WITH 2015 INTERNATIONAL PLUMBING CODE AND APPLICABLE CODES. TO THE BEST OF THE ENGINEER'S KNOWLEDGE, ALL DRAWINGS AND SPECIFICATIONS COMPLY WITH MINIMUM EXISTING CODES.
2. CONTRACTOR SHALL PROVIDE ALL WORK CUSTOMARILY INCLUDED IF NOT SPECIFICALLY CALLED FOR ON THE PLANS. ALL WORK SHALL BE IN ACCORDANCE WITH BASE BUILDING PLANS AND SPECIFICATIONS.
3. CONTRACTOR SHALL VISIT THE SITE AND FAMILIARIZE HIMSELF WITH ALL DETAILS OF THE WORK AND EXISTING CONDITIONS. THE INTENT OF THESE NOTES AND MECHANICAL NOTES ON DRAWINGS IS TO CLARIFY THE SCOPE OF WORK AND ALERT CONTRACTOR OF EXISTING CONDITIONS.
4. THE GENERAL CONTRACTOR IS RESPONSIBLE FOR ALL TRADES INSTALLATION SCHEDULES. FIXED WORK SUCH AS PLUMBING SHALL BE INSTALLED PRIOR TO ANY TRADE WORK THAT CAN BE EASILY RELOCATED OR OFFSET SUCH AS ELECTRICAL CONDUITS AND SMALL WATER LINES, ETC.
5. CONTRACTOR SHALL REVIEW STRUCTURAL DRAWINGS BEFORE INSTALLATION TO AVOID ANY BEAM CONFLICTS AND COORDINATE PIPING ACCORDINGLY.
6. ROUTE ALL PIPING CONCEALED ABOVE CEILING, WITHIN WALLS OR IN CHASES EXCEPT AS SPECIFICALLY NOTED. PATCH ALL EXISTING SURFACES AFFECTED TO MATCH ADJACENT SURFACES.
7. SEE ARCHITECTURAL DRAWINGS FOR FIXTURE LOCATIONS AND MOUNTING HEIGHTS.
8. SLEEVE AND FIRE STOP ALL PENETRATIONS OF RATED WALLS, CEILINGS, ETC., INCLUDING ROOF. FLASH AND COUNTERFLASH ROOF PENETRATIONS.
9. FIELD VERIFY EXISTING INSTALLATIONS OF ALL TRADES. MODIFY EXISTING PLUMBING SYSTEMS, WHICH ARE TO REMAIN ACTIVE, TO FACILITATE RECONNECTION AND EXTENSION UNDER THE NEW WORK.
10. UTILITIES AND SERVICES INDICATED ARE TAKEN FROM VARIOUS OLD AND NEW SURVEYS, AS-BUILT RECORDS, AND FIELD INVESTIGATION. IT IS TO BE UNDERSTOOD THAT UNFORESEEN CONDITIONS PROBABLY EXIST AND NEW WORK MAY NOT BE FIELD LOCATED EXACTLY AS SHOWN ON DRAWINGS.
11. PIPE ROUTING IS SCHEMATIC AND IS NOT INTENDED TO INDICATE EXACT ROUTING OR ANY ADDITIONAL OFFSETS OR FITTINGS REQUIRED FOR PROPER INSTALLATION AND CLEARANCES. CONTRACTOR TO VERIFY STRUCTURAL, MECHANICAL, ELECTRICAL INSTALLATIONS AND OBSTRUCTIONS OF ALL TRADES AND ROUTE PIPING TO AVOID ANY INTERFERENCES.
12. DOMESTIC WATER PIPING SHALL BE TYPE "L" COPPER ABOVE SLAB AND TYPE "K" BELOW SLAB.
13. SANITARY AND VENT PIPING SHALL BE CAST IRON (UNO)..
14. WATER HAMMER ARRESTORS SHALL BE INSTALLED WHERE QUICK-CLOSING VALVES ARE UTILIZED.
15. ALL DOMESTIC WATER PIPING ROUTED IN UNHEATED SPACES SHALL BE INSULATED WITH A MINIMUM 1" CLOSED CELL POLYMER INSULATION.
16. CORRECT ANY NON-COMPLIANT CONDITIONS WITHIN THE SCOPE AREAS.

PLUMBING LEGEND

Symbol	Description
———	WASTE PIPING
– – – – –	VENT PIPING
—— – ——	COLD WATER PIPING
—— – – ——	HOT WATER PIPING HW- 140°
—— – – ——	TEPID WATER PIPING TW – 110°
——SD——	STORM PIPING
——C——	CONDENSATE PIPING
W	WASTE
V	VENT
VTR	VENT THRU ROOF
CW	COLD WATER
HW	HOT WATER
HWR	HOT WATER RETURN
WH	WALL HYDRANT
HB	HOSE BIBB
RD	ROOF DRAIN
RL	RAIN LEADER
SA	SHOCK ARRESTOR
TP	TRAP PRIMER
CO	CLEAN OUT
(symbol)	GAS COCK
(symbol)	BALL VALVE

PLUMBING FIXTURE AND CONNECTION SCHEDULE

PNO	FIXTURE DESCRIPTION	MOUNTING HEIGHT	MIN. CONNECTIONS WASTE	CW	HW	SPECIFICATION MANUFACTURER	FIXTURE	TRIM	WASTE	TRAP	SUPPLY	NOTES
P1	ADA WATER CLOSET FLOOR MOUNTED FLUSHOMETER(WIRED) 1.28 GAL/FLUSH	FLOOR TO RIM 16 1/2"	4"	1/2"	---	AMERICAN-STAND.	EQUIVALENT	EQUIVALENT	---	---	---	SEAT BY BEMIS 1955SSCT OR CHURCH EQUIVALENT, WHITE, ELONGATED, PLASTIC. PROVIDE WITH WALL CARRIER BY JOSAM. WALL SENSOR SHALL BE 1.28 GPH, HARD-WIRED IN WALL (NO BATTERIES ARE ALLOWED). BRUSHED STAINLESS FINISH.
						SLOAN	ST-2469	CX 8158-1.28-SF-OR	---	---	---	
						KOHLER	EQUIVALENT	EQUIVALENT	---	---	---	
P2	ADA WATER CLOSET WALL MOUNTED FLUSH VALVE 1.28 GAL/FLUSH	FLOOR TO RIM 16 1/2"	4"	1/2"	---	AMERICAN-STAND.	EQUIVALENT	EQUIVALENT	---	---	---	SEAT BY BEMIS 1955SSCT OR CHURCH EQUIVALENT, WHITE, ELONGATED, PLASTIC. PROVIDE WITH WALL CARRIER BY JOSAM. WALL SENSOR SHALL BE 1.28 GPH, HARD-WIRED IN WALL (NO BATTERIES ARE ALLOWED). BRUSHED STAINLESS FINISH.
						SLOAN	ST-2029	CX 8158-1.28-SF-OR	---	---	---	
						KOHLER	EQUIVALENT	EQUIVALENT	---	---	---	
P3	ADA LAVATORY WALL HUNG 20-1/2"X18-1/4" SINGLE CENTER HOLE VITREOUS CHINA	FLOOR TO BOTTOM OF APRON MIN. 29"	1 1/4"	1/2"	1/2"	AMERICAN-STAND.	EQUIVALENT	---	EQUIVALENT	EQUIVALENT	EQUIVALENT	PROVIDE WALL CARRIER BY JOSAM. PROVIDE PREMOLDED PREINSULATED COVER FOR TRAP & SUPPLIES PROVIDE REAR DRAIN OFFSET TO PROVIDE HANDICAP CLEARANCE PROVIDE MANUAL FAUCET, "EVA" MODEL 6400, ONE-HANDLE, HIGH ARC, CHROME FINISH. LEVER HANDLE MEETS ADA. WATERSENSE LISTED.
						SLOAN	SS-3103	---	M9534450020A	McGuire 8872C	McGuire LFST07	
						KOHLER	EQUIVALENT	---	EQUIVALENT	EQUIVALENT	EQUIVALENT	
						MOEN FAUCET	---	6400 (EVA)	---	---	---	
						CHICAGO FAUCET	---	EQUIVALENT	---	---	---	
P4	LAVATORY COUNTERTOP 18-1/2"X16-1/2" RECT. SINGLE CENTER HOLE VITREOUS CHINA	UNDER MOUNT	1 1/4"	1/2"	1/2"	AMERICAN STAND.	EQUIVALENT	---	EQUIVALENT	EQUIVALENT	EQUIVALENT	PROVIDE PREMOLDED PREINSULATED COVER FOR TRAP & SUPPLIES PROVIDE REAR DRAIN OFFSET TO PROVIDE HANDICAP CLEARANCE PROVIDE 1 1/2" PTRAPS AND 3/8" SUPPLY STOP PROVIDE MANUAL FAUCET, "EVA" MODEL 6400, ONE-HANDLE, HIGH ARC, CHROME FINISH. LEVER HANDLE MEETS ADA. WATERSENSE LISTED.
						SLOAN	SS-3021	---	M9534450020A	McGuire 8872C	McGuire LFST07	
						KOHLER	EQUIVALENT	---	EQUIVALENT	EQUIVALENT	EQUIVALENT	
						MOEN FAUCET	---	6400 (EVA)	---	---	---	
						CHICAGO FAUCET	---	EQUIVALENT	---	---	---	
P5	STAINLESS STEEL SINK 21-1/2"X18-1/2"X5-3/8" DEEP SINGLE COMPT. SINGLE CENTER FAUCET HOLE	DUAL MOUNT	1 1/2"	1/2"	1/2"	ELKAY	ELUHAD191655	---	---	McGuire 8912	McGuire LFST07	PROVIDE 1 1/2" CAST BRASS P-TRAP AND 3/8" SUPPLY STOPS. PROVIDE DRAIN REAR OFFSET AT HANDICAP LOCATIONS PROVIDE "SLEEK" MANUAL FAUCET, PULL-DOWN, ONE-HANDLE, HIGH ARC, CHROME FINISH. LEVER HANDLE MEETS ADA. 1.5 GPM FAUCET.
						JUST	EQUIVALENT	---	---	EQUIVALENT	EQUIVALENT	
						DELTA FAUCETS	---	EQUIVALENT	---	---	---	
						MOEN FAUCETS	---	7864 SERIES	---	---	---	
P6	STAINLESS STEEL SINK 27"X22"X8" DEEP SINGLE COMPT. SINGLE CENTER FAUCET HOLE	DUAL MOUNT	1 1/2"	1/2"	1/2"	ELKAY	LSR27222PD	---	---	McGuire 8912	McGuire LFST07	PROVIDE 1 1/2" CAST BRASS P-TRAP AND 3/8" SUPPLY STOPS. PROVIDE DRAIN REAR OFFSET AT HANDICAP LOCATIONS PROVIDE "SLEEK" MANUAL FAUCET, PULL-DOWN, ONE-HANDLE, HIGH ARC, CHROME FINISH. LEVER HANDLE MEETS ADA. 1.5 GPM FAUCET.
						JUST	EQUIVALENT	---	---	EQUIVALENT	EQUIVALENT	
						DELTA FAUCETS	---	EQUIVALENT	---	---	---	
						MOEN FAUCETS	---	7864 SERIES	---	---	---	
P7	THERMOSTATIC MIXING VALVE	---	---	3/8"	3/8"	WATTS	LFUSG-B-M2	---	---	---	---	PROVIDE THERMOMETER IN DISCHARGE PIPE 3/8"CW/HW INLET 3/8"TW OUTLET SHALL BE ASSE 1070 COMPLAINT
						LEONARD	EQUIVALENT	---	---	---	---	
						SYMMONS	EQUIVALENT	---	---	---	---	
P8	URINAL WALL HUNG FLUSH VALVE 0.125 GAL/FLUSH	REFER TO ARCHICTECTURAL DRAWING FOR MOUNTING HEIGHTS	2"	3/4"	---	AMERICAN-STAND.	EQUIVALENT	EQUIVALENT	---	---	---	PROVIDE WALL CARRIER BY JOSAM, WADE, OR ZURN IF MOUNTED ON STUD WALL. ADA COMPLIANT = 16.5" RIM HEIGHT OR LESS. WALL SENSOR SHALL BE 0.125 GPF, HARD-WIRED IN WALL (NO BATTERIES ARE ALLOWED). BRUSHED STAINLESS FINISH.
						SLOAN	SU-1019	CX 8198-0.125 SF-OR	---	---	---	
						KOHLER	EQUIVALENT	---	---	---	---	
P9	RECESSED WATER BOX	RECESSED IN WALL	-	-	1/2"	WATER TITE	AB9700	---	---	---	---	PROVIDE WITH APPROVED ASSE 1022 BACKFLOW PREVENTER. COORDINATION EXACT LOCATION WITH EQUIPMENT PROVIDE.
						GUY GRAY	EQUIVALENT	---	---	---	---	
						---	EQUIVALENT	---	---	---	---	
P10	SECURITY WATERCLOSET/LAV	FLOOR MOUNT WITH WALL OUTLETS	4" 1-1/2"	1-1/4"	1/2"	ACORN	1449A-2	---	---	---	---	PROVIDE FLOOR MOUNT WITH WALL OUTLETS. 1.28 GPF ELECTRONIC FLUSH VALVE, ELECTRONIC LAVATORY, BUBBLER, AUTO RESET TOILET OVER FLOW, ELECTRONIC OVER FLOW PREVENTER.
						WILLOUGHBY	EQUIVALENT	---	---	---	---	
							---	---	---	---	---	
P11	SECURITY WATERCLOSET/LAV	FLOOR MOUNT WITH WALL OUTLETS	4" 1-1/2"	1-1/4"	1/2"	ACORN	1418FA	---	---	---	---	PROVIDE REAR MOUNT, LIGATURE RESISTANT, ADA COMPLIANT COMBY WTIH OFFSET TOILET AND D-SHAPED LAVATORY BOWL. REFER TO ARCHITECTURAL DRAWINGS FOR CORRECT ORIENTATION.
						WILLOUGHBY	EQUIVALENT	---	---	---	---	
							---	---	---	---	---	

4 4 4 4

CLEANOUT SCHEDULE

MARK	OUTLET SIZE	STRAINER SIZE	MANUFACTURER'S NUMBERS JOSAM	WADE	ZURN	NOTES
WCO	SEE PLANS	---	58912	EQUIVALENT	EQUIVALENT	STAINLESS STEEL WALL ACCESS COVER
FD1	3"	6" ROUND	EQUIVALENT	A-6A-2-VP	Z355 PRISON CELL FLOOR DRAIN	SATIN FINISH BRONZE TOP PROVIDE W/PRECISION PLUMBING "OREGON #1" TRAP PRIMER.
TP	PRECISION PLUMBING "OREGON #1" TRAP PRIMER WITH 1/2" CW ROUTED BELOW SLAB TO FLOOR DRAIN/SINK.					

PROVIDE REQUIRED RESEARCH/REPAIR AND MAINTENANCE TO THE PLUMBING ISSUES AT THE SOUTH END OF THE BASEMENT TO ASSURE PROPER OPERATION. INFORM OWNER IF ANY DEFICIENCIES.

studio | steinbomer
ARCHITECTURE & INTERIORS
1400 S CONGRESS AVE. SUITE B202
AUSTIN, TX 78704
T: 512.479.0022
F: 512.477.4668
www.steinbomer.com

A RENOVATION FOR THE

WILLIAMSON COUNTY JUSTICE CENTER

405 MARTIN LUTHER KING DRIVE,GEORGETOWN, TEXAS. 78626

100% Construction Documents

DATE:	07.21.2020
DRAWN:	W&G
SCALE:	AS NOTED

No.	Description	Date
1	Addendum #3	9.4.20
2	ASI #1	10.26.20
3	Review Comments	11.24.20
4	ASI #3	02.03.21

TBPE Firm #19701
WILSON & GIRGENTI, LLC
MEP Consulting Engineers
13785 Research Blvd., Suite 125
Austin, TX. 78750
P.O. Box 1377
Safety Harbor, FL 34695
Office: 813·855·3330
Fax: 727·726·2070

PLUMBING SCHEDULES AND DETAILS

P-001

DocuSign Envelope ID: BD1DD069-6BDB-4467-BAD0-FCE7745DF3ED

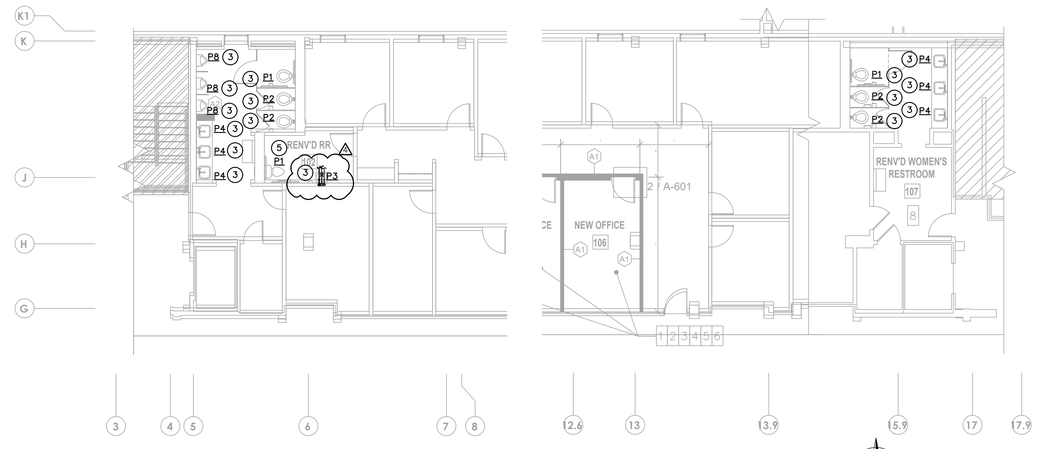

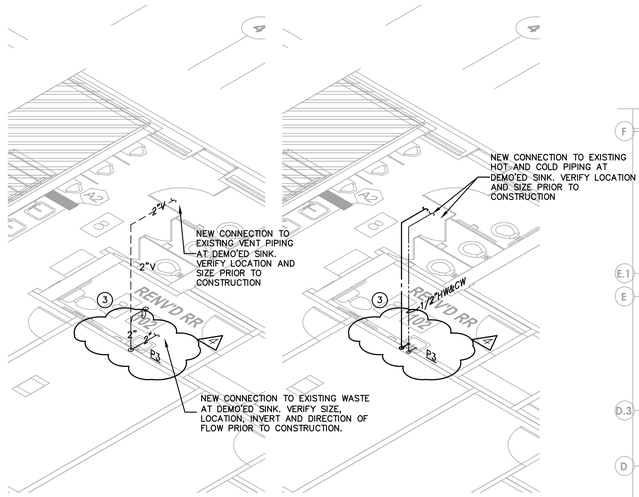

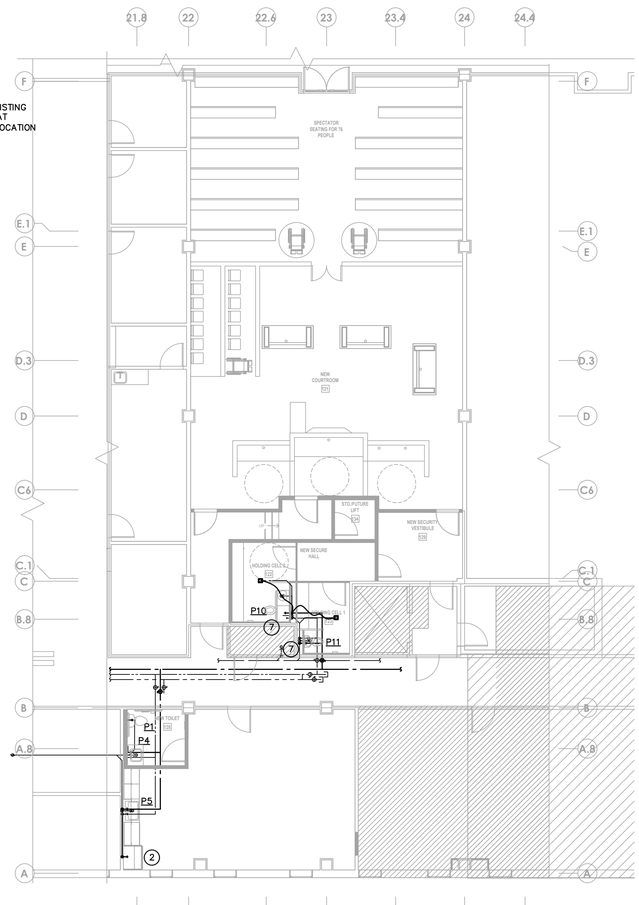

PLUMBING PLAN - LEVEL 1 COUNTY ATTORNEY

SCALE: 1/8" = 1'-0"

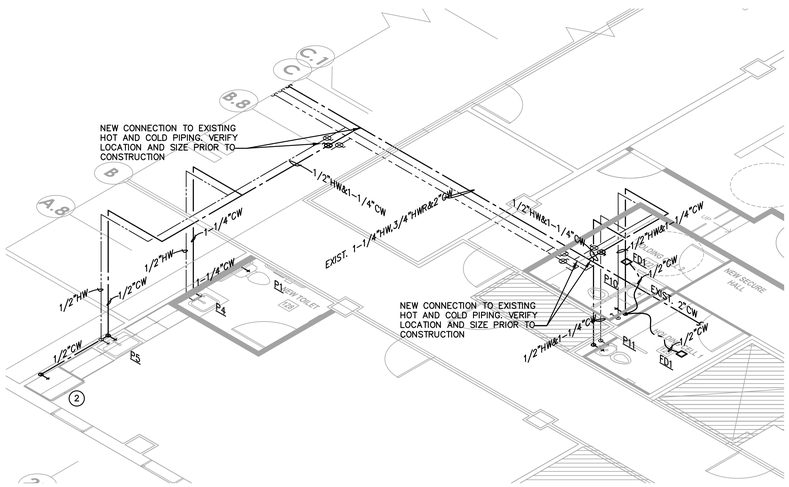

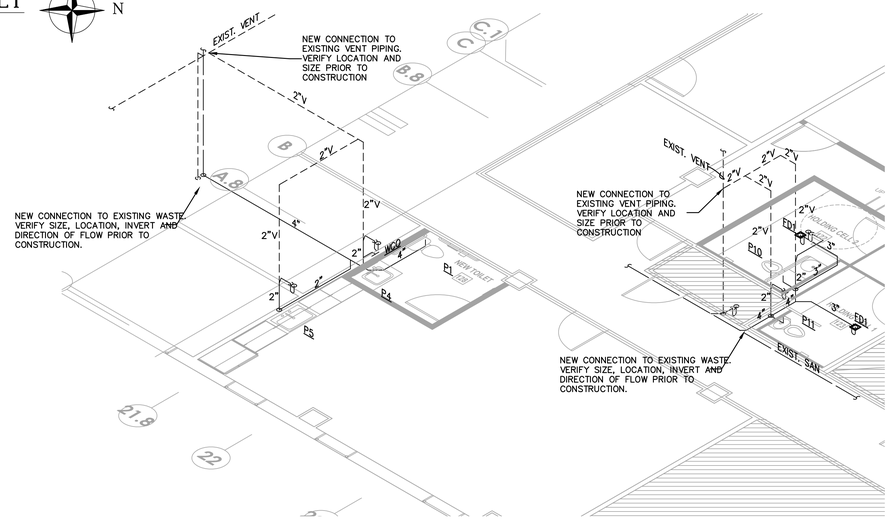

PLUMBING PLAN - LEVEL 1 COURTROOM

SCALE: 1/8" = 1'-0"

WATER RISER

SCALE: NTS

SANITARY RISER

SCALE: NTS

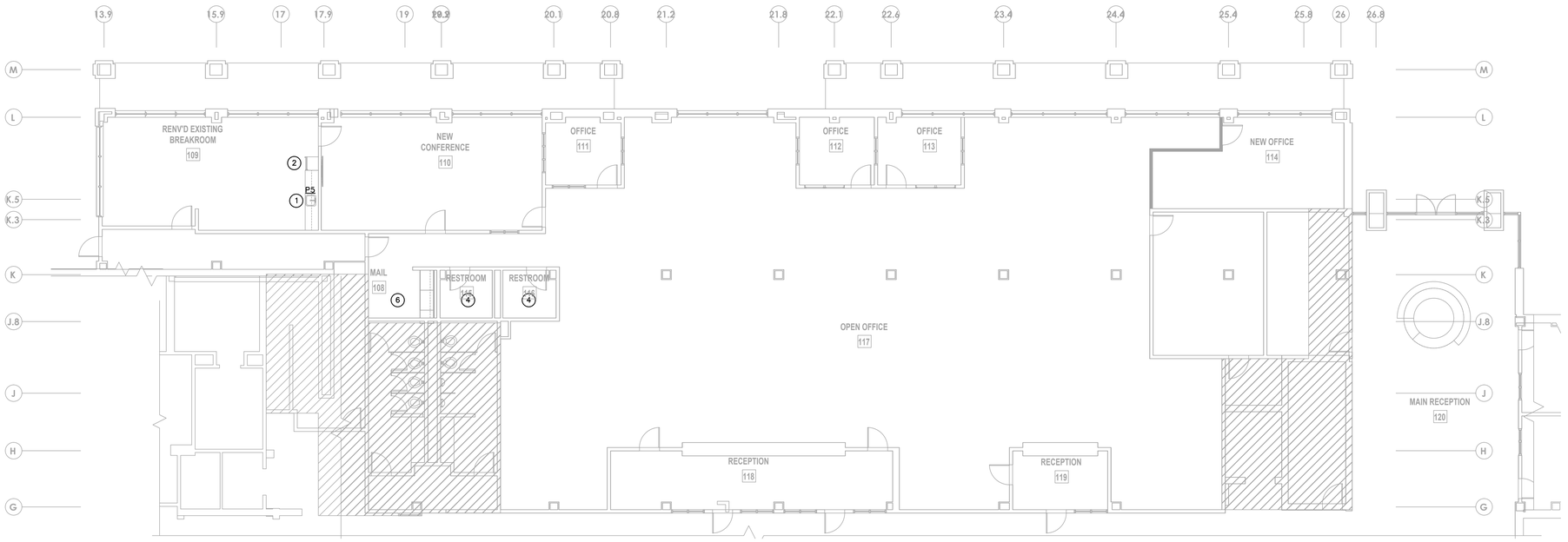

PLUMBING PLAN - LEVEL 1 DISTRICT CLERK

SCALE: 1/8" = 1'-0"

REFER TO P-001 FOR PLUMBING LEGEND, SCHEDULES AND DETAILS.

SPECIAL PLUMBING NOTES

1. EXISTING SINK AND FAUCET TO REMAIN. PROTECT DURING CONSTRUCTION.
2. REFRIGERATOR ICE MAKER – PROVIDE 3/8" COLD WATER SUPPLY STOP IN WALL EQUIVALENT TO WATER TITE AB9700. PROVIDE WITH APPROVED ASSE 1022 BACKFLOW PREVENTER. COORDINATION EXACT LOCATION WITH EQUIPMENT PROVIDE. EXTEND AND CONNECT TO WATER SERVING SINK.
3. REMOVE EXISTING PLUMBING FIXTURE AND REPLACE WITH NEW AS SCHEDULED. EXTEND AND CONNECT TO EXISTING WATER WASTE AND VENT AS REQUIRED.
4. EXISTING RESTROOM FIXTURES TO REMAIN. PROTECT DURING CONSTRUCTION. PROVIDE REQUIRED MAINTENANCE AND REPAIRS TO ASSURE PROPER OPERATION.INFORM OWNER IF ANY DEFICIENCIES.
5. REMOVE EXISTING WATERCLOSET AND ALL UNUSED WATER WASTE AND VENT PIPING BACK TO MAIN AND CAP.
6. REMOVE EXISTING PLUMBING FIXTURE AND ALL UNUSED WATER WASTE AND VENT PIPING BACK TO MAIN AND CAP.
7. PROVIDE MEANS VIA 24"X24" ACCESS PANEL ACCESSIBLE FROM JANITOR'S CLOSET 1047 TO SHUT-OFF WATER VALVES TO HOLDING ROOM PLUMBING FIXTURES AT PLUMBING CHASES.

PLUMBING DEMOLITION NOTES:

1. REFER TO ARCHITECTURAL DRAWING FOR PLUMBING AREA BEING DEMOLISHED. ALL UNUSED WATER, WASTE AND VENT PIPING SHALL BE REMOVE BACK TO MAIN AND CAPPED.

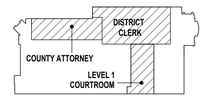

TBPE Firm #19701
WILSON & GIRGENTI, LLC
MEP Consulting Engineers
13785 Research Blvd, Suite 125
Austin, TX 78750
P.O. Box 1377
Safety Harbor, FL 34695
Office: 813-855-3330
Fax: 727-726-2070

STATE OF TEXAS
MELISSA B. COAD
93852
REGISTERED
PROFESSIONAL ENGINEER
12/31/21

studio | steinbomer
ARCHITECTURE & PLANNING
1405 S CONGRESS AVE. SUITE B202
AUSTIN, TX 78704
T: 512.479.0022
F: 512.477.6468
www.steinbomer.com

A RENOVATION FOR THE

WILLIAMSON COUNTY JUSTICE CENTER

405 MARTIN LUTHER KING DRIVE, GEORGETOWN, TEXAS. 78626

100% Construction Documents

DATE:	07.21.2020
DRAWN:	W&G
SCALE:	AS NOTED

No.	Description	Date
1	Addendum #3	9.4.20
2	ASI #1	10.26.20
3	Review Comments	11.24.20
4	ASI #3	02.03.21

ENLARGED PLUMBING PLANS

P-101

DocuSign Envelope ID: BD1DD069-6BDB-4467-BAD0-FCE7745DF3ED

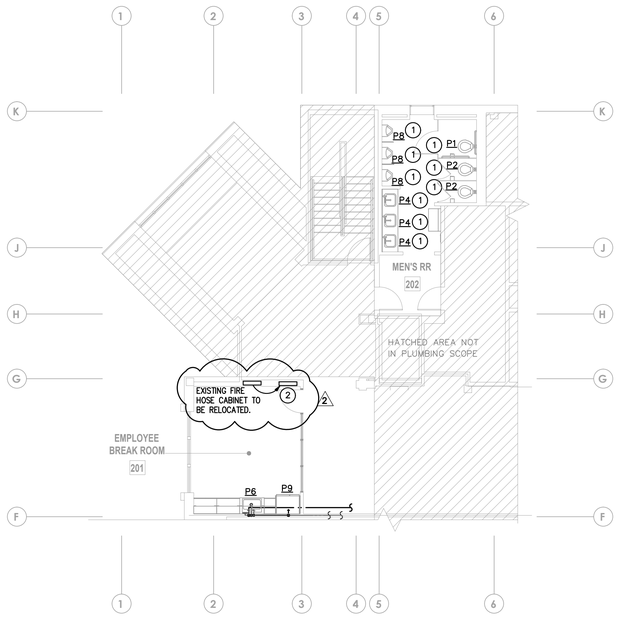

PLUMBING PLAN - LEVEL 2 BREAK ROOM

SCALE: 1/8" = 1'-0"

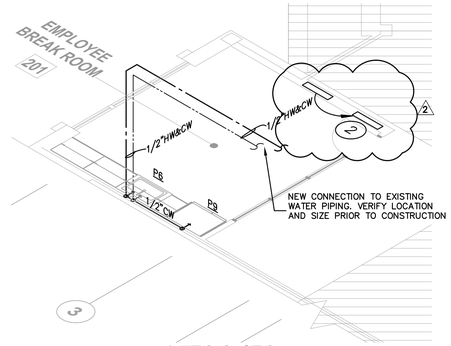

WATER RISER

SCALE: NTS

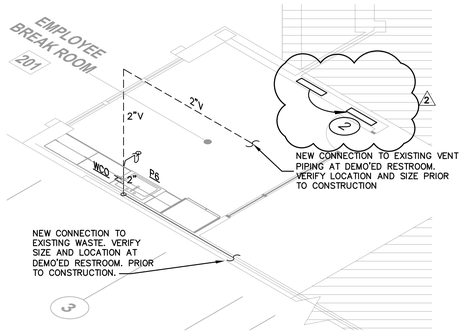

SANITARY RISER

SCALE: NTS

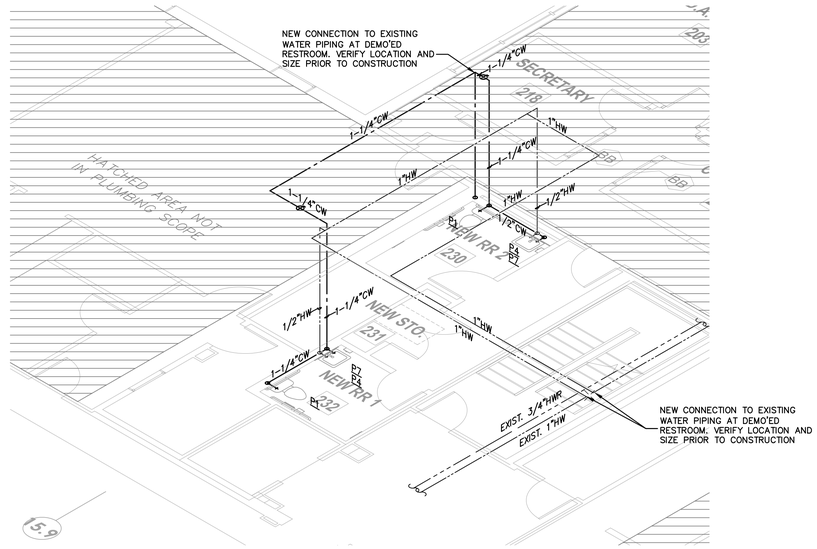

WATER RISER

SCALE: NTS

PLUMBING DEMOLITION NOTES:

1. REFER TO ARCHITECTURAL DRAWING FOR PLUMBING AREA BEING DEMOLISHED. ALL UNUSED WATER, WASTE AND VENT PIPING SHALL BE REMOVED BACK TO MAIN AND CAPPED.

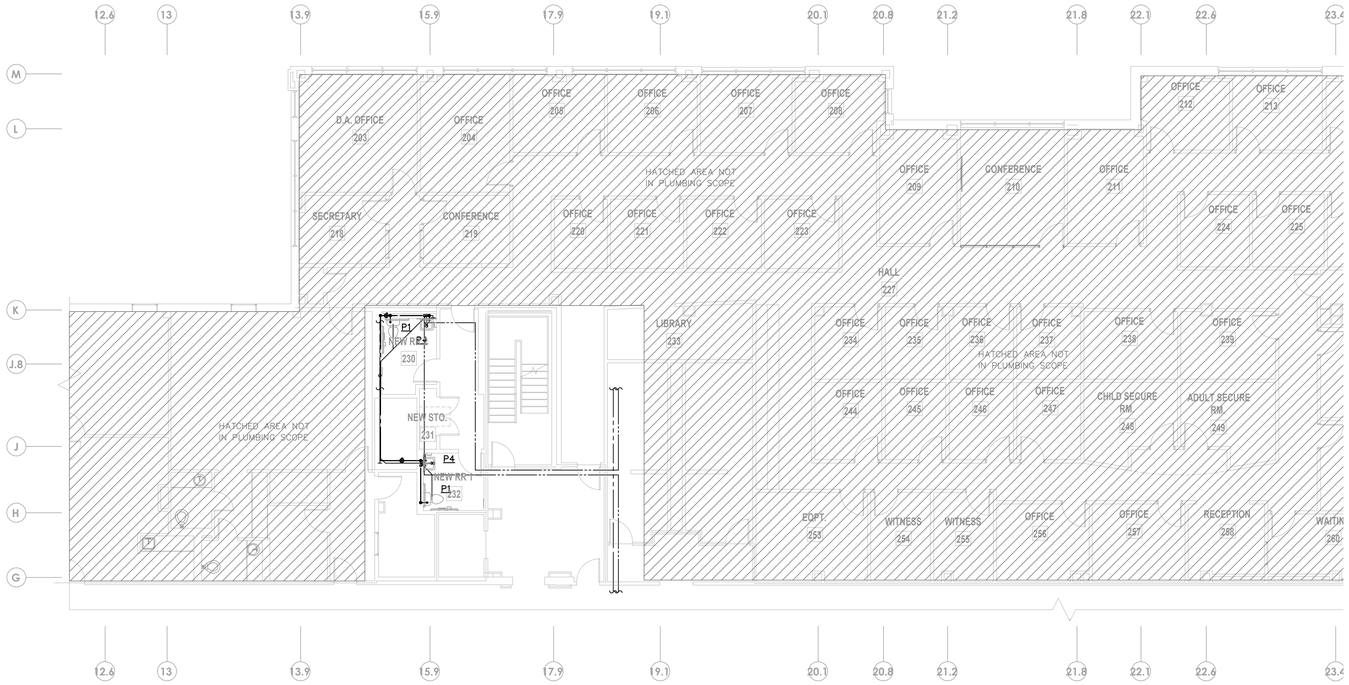

PLUMBING PLAN - LEVEL 2 DISTRICT ATTORNEY

SCALE: 1/8" = 1'-0"

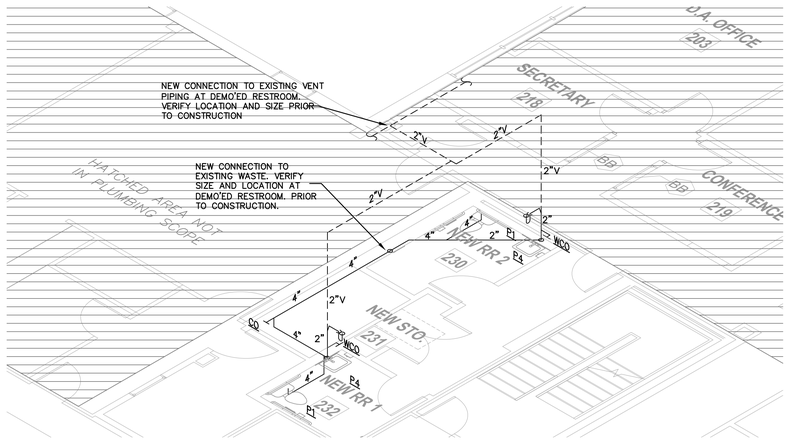

SANITARY RISER

SCALE: NTS

SPECIAL PLUMBING NOTES

1. REMOVE EXISTING PLUMBING FIXTURE AND REPLACE WITH NEW AS SCHEDULED. EXTEND AND CONNECT TO EXISTING WATER WASTE AND VENT AS REQUIRED.
2. RELOCATE EXISTING FIRE HOSE OUT OF THE NEW EMPLOYEE BREAK ROOM TO NEW LOCATION ADJACENT TO THE ELEVATOR. PROVIDE ANY NEW PIPING REQUIRED FOR A COMPLETE AND FUNCTIONAL SYSTEM. REFER TO ARCHITECTURAL DRAWINGS FOR ADDITIONAL INFORMATION.

REFER TO P-001 FOR PLUMBING LEGEND, SCHEDULES AND DETAILS.

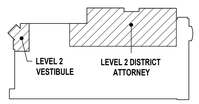

TBPE Firm #19701
WILSON & GIRGENTI, LLC
MEP Consulting Engineers
13785 Research Blvd., Suite 125
Austin, TX 78750
P.O. Box 1377
Safety Harbor, FL 34695
Office: 813-855-3330
Fax: 727-726-2070

STATE OF TEXAS
MELISSA B. COAD
93852
REGISTERED
PROFESSIONAL ENGINEER
10/07/2020

studio | steinbomer
ARCHITECTURE & INTERIORS
1405 S CONGRESS AVE. SUITE B202
AUSTIN, TX 78704
T: 512.479.0022
F: 512.477.6648
www.steinbomer.com

A RENOVATION FOR THE WILLIAMSON COUNTY JUSTICE CENTER

405 MARTIN LUTHER KING DRIVE, GEORGETOWN, TEXAS. 78626

100% Construction Documents

DATE:	07.21.2020
DRAWN:	W&G
SCALE:	AS NOTED

No.	Description	Date
1	Addendum #3	9.4.20
2	ASI #1	10.26.20

ENLARGED PLUMBING PLANS

P-102

DocuSign Envelope ID: BD1DD069-6BDB-4467-BAD0-FCE7745DF3ED

AUDIOVISUAL INFRASTRUCTURE DEVICES

AUDIOVISUAL INFRASTRUCTURE DEVICES ARE PROVIDED AND INSTALLED BY ELECTRICAL CONTRACTOR UNLESS OTHERWISE NOTED
1. BLOCKS SHOWN ON THIS SHEET ARE NOT TO SCALE.
2. SEE AV DETAILS FOR MOUNTING AND SPACING REQUIREMENTS
3. NOT ALL SYMBOLS APPLY

SYMBOL	SUPPORTED AV DEVICE	POWER	DATA DROPS	MOUNTING		INFRASTRUCTURE DEVICE DESCRIPTION (UON)	NOTES	DETAIL
		# DUPLEX TECHNICAL RECEPTACLE ADJACENT (UON)	DATA/VOICE OUTLETS ADJACENT (UON)	TYPICAL MOUNTING LOCATION (UON)	HEIGHT AFF TO CENTER OF DEVICE (UON)			
AVP	AV WALL PLATE	1	REF T-SHEETS	WALL	BLDG. STD. RECEPTACLE HT.	3-GANG 3-1/2" DEEP BACK BOX		
CAM	VIDEO CAMERA	0	0	WALL	84" AFF	2-GANG STANDARD ELECTRICAL TYPE BOX WITH SCREW COVER		
TYPE 1 FPD	FLAT PANEL DISPLAY	1	1D	WALL	60" AFF	CHIEF PAC526FCW BACK BOX	POWER AND DATA OUTLETS INSTALLED WITHIN BOX	1 AV-401
TYPE 2 FPD	FLAT PANEL DISPLAY	1 PER MILLWORK DIVIDER	NA	MILLWORK SURFACE	COORDINATE WITH ARCHITECT	COORDINATE WITH JURY MILLWORK TO PROVIDE POWER AND AV CABLING PATHWAYS TO DISPLAYS		
PT	POKE THRU	1	6D	FLOOR	AT FLOOR	MULTI-MEDIA FLOOR POKE-THRU WITH A MINIMUM OF ONE (1) 2-GANG COMPARTMENT FOR AV	WIREMOLD INC. EVOLUTION 8" SERIES OR APPROVED EQUAL	5 AV-401
H" X W" SCREEN	PROJECTION SCREEN	1 (HARD-WIRED)	NA	CEILING	AT STRUCTURE	CASE SIZE DEPENDENT ON MAKE/MODEL	SEPARATE CIRCUIT FROM ALL OTHER AV DEVICES. IG NOT REQUIRED	7 AV-401
WCP	CONTROL PANEL	0	1D PoE (INSIDE AV BACK BOX)	WALL	BLDG. STD. SWITCH HT.	2-GANG 3-1/2" DEEP BACK BOX		
FPD	FLAT PANEL DISPLAY	1	1D	CEILING	AT STRUCTURE	NA		2 AV-401
M	MICROPHONE	0	NA	CEILING	AT STRUCTURE	ALL NECESSARY MOUNTING HARDWARE PROVIDED WITH MICROPHONE (FROM AV CONTRACTOR).		
PRJ	PROJECTOR	1	2D	CEILING	AT STRUCTURE	3-GANG 3-1/2" DEEP BACK BOX		4 AV-401
S	LOUDSPEAKER	0	NA	CEILING	AT STRUCTURE	ALL NECESSARY MOUNTING HARDWARE PROVIDED WITH SPEAKERS (FROM AV CONTRACTOR).	SPEAKER WIRE TO BE SUPPORTED ABOVE ACCESSIBLE CEILING	3 AV-401
SM	SOUND MASKING SPEAKER	0	NA	CEILING	AT STRUCTURE	ALL NECESSARY MOUNTING HARDWARE PROVIDED WITH SOUND MASKING SPEAKERS (FROM AV CONTRACTOR).	SPEAKER WIRE TO BE SUPPORTED ABOVE ACCESSIBLE CEILING	

TYPICAL AV SYMBOL IDENTIFIERS

DEVICE TYPE → XXX ID INFO
- UNIQUE IDENTIFIER (USED AS REQUIRED – SEE PLAN/RCP)
- ADDITIONAL INFORMATION (USED AS REQUIRED – SEE PLAN/RCP)

TYPICAL SYMBOL TYPES

CEILING DEVICES	WALL DEVICES	FLOOR DEVICES
(X) ID INFO	XXX ID INFO	XXX ID INFO

AUDIOVISUAL ONE-LINE CONDUIT DETAIL (TYPICAL)

KEYNOTES:

1. PROVIDE FOUR TO FIVE INCHES OF CONDUIT STUB OUT ACCESSIBLE FROM THE PLENUM SPACE. PROVIDE PLASTIC BUSHING ON ALL CONDUIT STUB OUTS.
2. PROVIDE TWO(2) 1-1/4"ø CONDUIT SLEEVES FROM LOCAL CABLE TRAY THROUGH WALL AND EXTENDING FOUR TO FIVE INCHES INTO ACCESSIBLE PLENUM SPACE OF ROOM. PROVIDE PLASTIC BUSHING ON ALL CONDUIT STUB OUTS.
3. RUN PLENUM RATED CABLE ON J-HOOKS TO PROJECTOR AND LOUDSPEAKER LOCATIONS

GENERAL

1.) NOT ALL SYMBOLS TO BE USED PER SPACE. SEE AV DRAWINGS FOR EXACT SPACE REQUIREMENTS.

2.) ANY VARIATIONS IN CONDUIT SIZE OR DESTINATION WILL BE LOCATED IN THE AV DETAIL PAGES.

3.) REFER TO E-SERIES AND T-SERIES DRAWINGS FOR ELECTRICAL AND DATA PATHWAY/CONDUIT REQUIREMENTS.

4.) PROVIDE ONE (1) 1"ø CONDUIT FROM LIGHTING/DIMMER PANEL TO ACCESSIBLE CEILING PLENUM IN ALL ROOMS WITH PROGRAMMABLE LIGHTS.

5.) PROVIDE ONE (1) 1"ø CONDUIT FROM SHADE CONTROL TO ACCESSIBLE CEILING PLENUM IN ALL ROOMS WITH CONTROLLABLE WINDOW SHADES.

GENERAL NOTES

GENERAL

FOR PURPOSES HEREIN, HIGH VOLTAGE IS DEFINED AS ANY CIRCUIT, DEVICE OR OTHER ELEMENT OPERATING ABOVE 70 VOLTS.

TELECOMMUNICATIONS CONTRACTOR

1.) THE TELECOMMUNICATIONS CONTRACTOR SHALL PROVIDE ALL MATERIALS, COMPONENTS, TOOLS, AND LABOR NECESSARY TO MEET VOICE/DATA REQUIREMENTS FOR ALL AV EQUIPMENT THAT REQUIRES VOICE/DATA AS INDICATED IN AV AND TELECOMMUNICATIONS DRAWINGS AND SPECIFICATIONS.

ELECTRICAL CONTRACTOR

1.) THE ELECTRICAL CONTRACTOR IS RESPONSIBLE FOR THE FOLLOWING SCOPE OF WORK:

A.) COORDINATE WITH DESIGN TEAM ON CONTROL SYSTEM ELEMENTS INCLUDING WALL MOUNTED CONTROL PANELS AND LIGHTING INTERFACES.

B.) PROVIDE AND INSTALL:

i.) THE "HOUSE" LIGHTING CONTROL SYSTEM, RELATED PERIPHERALS AND LOW-VOLTAGE CONTROL WIRING ASSOCIATED WITH THE "HOUSE" LIGHTING CONTROL SYSTEM.

ii.) PROVIDE AND INSTALL ALL CONDUIT, APPROPRIATE PULL STRING, JUNCTION BOXES, FLOOR BOXES, WIRE-WAYS, GUTTERS, SURFACE MOUNTED POWER STRIPS, LIGHTING, BREAKER PANELS, AC WIRING, POWER RECEPTACLES, AND OTHER ELECTRICAL EQUIPMENT AS REQUIRED TO ACCOMMODATE COMPLETE AND FUNCTIONAL AUDIO VISUAL SYSTEMS, UNLESS OTHERWISE NOTED.

iii.) BLANK AV BACK BOX COVER PLATES. CONFIRM BUILDING STANDARD COLOR AND TYPE WITH ARCHITECT PRIOR TO INSTALLATION.

C.) PROVIDE SHOP DRAWINGS OF CONDUIT ROUTING AND BOX PLACEMENT FOR REVIEW AND APPROVAL BY THE STRUCTURAL ENGINEER PRIOR TO IMPLEMENTATION.

2.) ALL CONDUIT FOR LOW VOLTAGE WIRING SHALL:

A.) BE METALLIC TUBING OF 1"Ø UON IN ALL AREAS OUTSIDE OF CAST CONCRETE.

B.) BE PVC TUBING OF 1"Ø UON IN ALL AREAS IN CAST CONCRETE.

C.) BE SUPPLIED WITH NYLON PULL STRING.

D.) BE 100' MAX LENGTH WITHOUT AN INTERMEDIATE JUNCTION BOX.

E.) HAVE TWO 90 DEGREE BENDS MAX WITHOUT AN INTERMEDIATE JUNCTION BOX.

F.) BE ALIGNED IN PULL BOXES FOR STRAIGHT PULL THROUGH, AND NOT EXCEED 180° OF BENDS BETWEEN PULL POINTS.

3.) ALL PULL BOXES SHALL:

A.) REMAIN ACCESSIBLE BEFORE AND AFTER COMPLETION OF CONSTRUCTION.

B.) NOT TO BE USED IN LIEU OF 90° ELBOWS.

C.) NOT BE USED TO CHANGE DIRECTION OR BEND WITHIN BOX, AND BE INSTALLED AS REQUIRED TO MEET THE ABOVE REQUIREMENTS.

4.) OTHER APPLICABLE SUBCONTRACTORS ARE RESPONSIBLE FOR PROVIDING AND INSTALLING THE FOLLOWING:

A.) STRUCTURAL WORK, GLAZING, WALL OPENINGS, PLATFORMS, RAILINGS, HVAC SYSTEMS, MILLWORK AND FINISHES.

B.) CABLE TV SERVICE AND RELATED CABLING AND CONNECTIONS, TV RELATED ANTENNA SYSTEMS AND ELECTRICAL GROUNDING AS REQUIRED FOR CONNECTIONS OF AUDIOVISUAL DEVICES.

5.) FIRESTOPPING

A.) COORDINATE ANY AND ALL FIRESTOPPING WITH THE GENERAL CONTRACTOR BEFORE PROCEEDING WITH ANY WORK INVOLVING FIRESTOPPING.

B.) ALL FIRESTOPPING SHALL CONFORM TO THE SPECIFICATIONS AND RECOMMENDATION OF THERMAL AND MOISTURE PROTECTION ON FIRESTOPPING OF THROUGH PENETRATION SYSTEM IN THE CONSTRUCTION SPECIFICATIONS DOCUMENT.

C.) SOLUTIONS AND SHOP DRAWINGS/SUBMITTALS FOR FIRE STOP MATERIALS AND SYSTEMS SHALL BE PRESENTED TO THE GENERAL CONTRACTOR FOR WRITTEN APPROVAL OF MATERIAL & SYSTEMS PRIOR TO PURCHASE AND INSTALLATION. ALL MATERIALS AND SYSTEMS SHALL BE COMPLETE, UL LISTED FOR INTENDED INSTALLATION, AND PROVIDE APPROPRIATE RATING AT THE COMPLETION OF JOB.

D.) SEAL ALL PENETRATIONS THROUGH FIRE-RATED BARRIERS (CONDUITS, SLEEVES, SLOTS, CHASES) CREATED BY OR MADE FOR OR ON THE BEHALF OF THE AUDIOVISUAL CONTRACTOR TO PREVENT THE PASSAGE OF SMOKE, FIRE, TOXIC GAS, OR WATER THROUGH PENETRATIONS.

E.) CONTRACTOR SHALL PROVIDE TRAINING MANUALS WHICH INCLUDE INSTRUCTIONS ON METHODS OF ADDING OR REMOVING CABLING TO/FROM FIRESTOPPED SLEEVES AND CHASES.

F.) REFER TO SPECIFICATIONS FOR ADDITIONAL REQUIREMENTS.

ABBREVIATIONS

DIV 01:	GENERAL REQUIREMENTS
DIV 27:	COMMUNICATIONS
DIV 26:	ELECTRICAL
AFF:	ABOVE FINISHED FLOOR
AV:	AUDIOVISUAL
BFC:	BELOW FINISHED CEILING
BLDG:	BUILDING
HT:	HEIGHT
IG:	ISOLATED GROUND
NA:	NOT APPLICABLE
NIC:	NOT IN CONTRACT
OFCI:	OWNER FURNISHED CONTRACTOR INSTALLED
OFOI:	OWNER FURNISHED OWNER INSTALLED
STD:	STANDARD
UON:	UNLESS OTHERWISE NOTED

AUDIOVISUAL DRAWING LIST

AV-001	LEGEND AND NOTES – AUDIOVISUAL
AV-102	LEVEL 1 OVERALL FLOOR PLAN – AUDIOVISUAL
AV-103	LEVEL 2 OVERALL FLOOR PLAN – AUDIOVISUAL
AV-110	ENLARGED PLANS – AUDIOVISUAL
AV-111	ENLARGED PLANS – AUDIOVISUAL
AV-112	ENLARGED PLANS – AUDIOVISUAL
AV-114	ENLARGED RCP PLANS – AUDIOVISUAL
AV-115	ENLARGED RCP PLANS – AUDIOVISUAL
AV-401	GENERAL DETAILS – AUDIOVISUAL
AVS-501	ONE LINE DIAGRAMS – AUDIOVISUAL

1

DATACOM DESIGN GROUP
voice | data | audio | video | security | acoustics
AUSTIN | SAN ANTONIO | HOUSTON | DALLAS
P: (512) 478-6001 F: (512) 478-2771

Who: Randy Cottingham
When: Aug 28, 2020 - 04:56pm
Where: P:\Austin\wilco - justice center\datacom-audiovisual\AV-001.dwg

This drawing and design is the intellectual property of DataCom Design Group, and its clients. No entity/person shall make copies and/or modifications to this file without written permission by DataCom Design Group. This drawing shall not be used for purposes other than as intended for this project. © 2020

REGISTERED COMMUNICATIONS DISTRIBUTION DESIGNER
BICSI
John Rob Hicks
BICSI ID # 200774
EXPIRES 12-31-22
RCDD

studio | steinbomer
ARCHITECTURE & INTERIORS
1400 S CONGRESS AVE. SUITE B202
AUSTIN, TX 78704
T: 512.479.0022
F: 512.477.4668
www.steinbomer.com

A RENOVATION FOR THE
WILLIAMSON CO. JUSTICE CTR
405 MARTIN LUTHER KING DRIVE, GEORGETOWN, TEXAS. 78626

100% CONSTRUCTION DOCUMENTS

DATE:	02.28.2020
DRAWN:	RC
SCALE:	AS NOTED

No.	Description	Date
1	Addendum 2	8.28.20

LEGEND AND NOTES - AUDIOVISUAL

AV-001

© 2020 DataCom Design Group.

DocuSign Envelope ID: BD1DD069-6BDB-4467-BAD0-FCE7745DF3ED

KEYED NOTES:

1. JURY BOX DIVIDER WALLS TO SUPPORT SMALL FORMAT "EVIDENCE VIEWING" FLAT PANEL DISPLAYS. COORDINATE POWER AND AV CONDUIT PATHWAY TO EACH DIVIDER WALL (AV COMPONENTS TO RESIDE WITHIN MILLWORK OF DIVIDER WALLS).

REGISTERED COMMUNICATIONS DISTRIBUTION DESIGNER
BICSI
John Rob Hicks
BICSI ID # 200774
EXPIRES 12-31-22
RCDD

studio | steinbomer
ARCHITECTURE & INTERIORS
1400 S CONGRESS AVE. SUITE B202
AUSTIN, TX 78704
T: 512.479.0022
F: 512.477.4668
www.steinbomer.com

PLAN NORTH N
TRUE NORTH

1 LEVEL 1 OVERALL FLOOR PLAN - AUDIOVISUAL
SCALE: 1/16" = 1'-0"

A RENOVATION FOR THE
WILLIAMSON CO. JUSTICE CTR
405 MARTIN LUTHER KING DRIVE,GEORGETOWN, TEXAS. 78626

100% CONSTRUCTION DOCUMENTS

DATE:	02.28.2020
DRAWN:	RC
SCALE:	AS NOTED

No.	Description	Date

LEVEL 1 OVERALL FLOOR PLAN - AUDIOVISUAL

AV-102

© 2020 DataCom Design Group.

DATACOM DESIGN GROUP
voice | data | audio | video | security | acoustics
AUSTIN | SAN ANTONIO | HOUSTON | DALLAS
P: (512) 478-6001 F: (512) 478-2771

Who: Joshua.Soto
When: Jul 21, 2020 - 02:36pm
Where:C:\Users\joshua.soto\Desktop\CAD SUPPORT\Wilco Justice Center\AV-102.dwg
This drawing and design is the intellectual property of DataCom Design Group, and its clients.
No entity/person shall make copies and/or modifications to this file without written permission by DataCom Design Group. This drawing shall not be used for purposes other than as intended for this project. © 2020

DocuSign Envelope ID: BD1DD069-6BDB-4467-BAD0-FCE7745DF3ED

1 LEVEL 2 OVERALL FLOOR PLAN - AUDIOVISUAL
SCALE: 1/16" = 1'-0"

PLAN NORTH

TRUE NORTH

REGISTERED COMMUNICATIONS DISTRIBUTION DESIGNER
Bicsi
John Rob Hicks
BICSI ID # 200774
EXPIRES 12-31-22
RCDD

studio | steinbomer
ARCHITECTURE & INTERIORS
1400 S CONGRESS AVE. SUITE B202
AUSTIN, TX 78704
T: 512.479.0022
F: 512.477.4688
www.steinbomer.com

A RENOVATION FOR THE

WILLIAMSON CO. JUSTICE CTR

405 MARTIN LUTHER KING DRIVE,GEORGETOWN, TEXAS. 78626

100% CONSTRUCTION DOCUMENTS

DATE:	02.28.2020
DRAWN:	RC
SCALE:	AS NOTED

No.	Description	Date

LEVEL 2 OVERALL FLOOR PLAN - AUDIOVISUAL

AV-103

© 2020 DataCom Design Group.

DATACOM DESIGN GROUP
voice | data | audio | video | security | acoustics
AUSTIN
P: (512) 478-6001 F: (512) 478-2777

Who: Joshua Soto
When: Jul 21, 2020 - 02:36pm
Where: C:\Users\joshua.soto\Desktop\CAD SUPPORT\Wilco Justice Center\AV-103.dwg
This drawing and design is the intellectual property of DataCom Design Group, and its clients.
No entity/person shall make copies and/or modifications to this file without written permission by DataCom Design Group. This drawing shall not be used for purposes other than as intended for this project. © 2020

DocuSign Envelope ID: BD1DD069-6BDB-4467-BAD0-FCE7745DF3ED

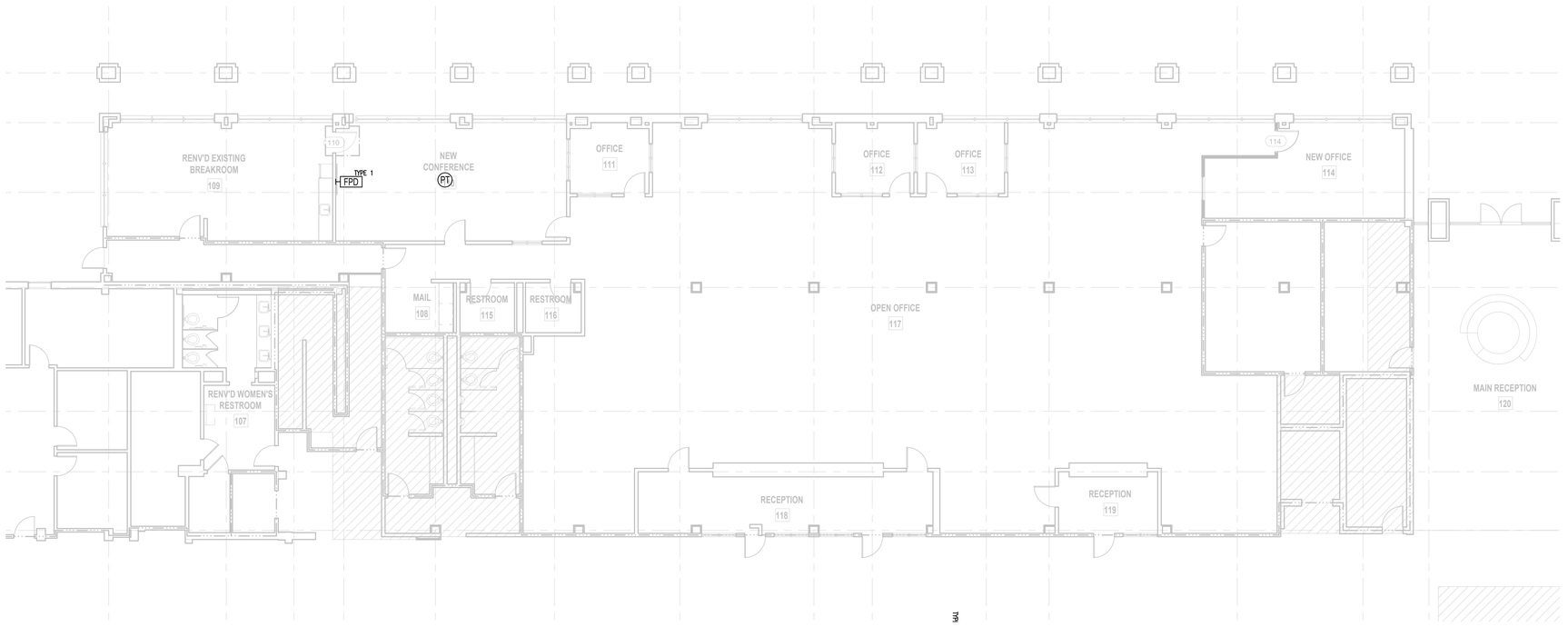

PLAN NORTH

TRUE NORTH

1 ENLARGED PLANS - AUDIOVISUAL
SCALE: 1/8" = 1'-0"

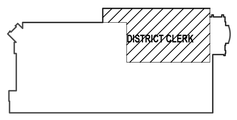

KEY PLAN

DATACOM DESIGN GROUP
voice | data | audio | video | security | acoustics
3090 South Mopac
Austin, Texas 78746
P: (512) 478-6001 F: (512) 478-2777

Who: Joshua Soto
When: Jul 21, 2020 - 02:36pm
Where: C:\Users\joshua.soto\Desktop\CAD SUPPORT\Wilco Justice Center\AV-102.dwg
This drawing and design is the intellectual property of DataCom Design Group, and its clients.
The information contained herein is not to be used by or disclosed to any person, firm or corporation for any purpose whatsoever without the written permission of DataCom Design Group. This drawing shall not be used for purposes other than as intended for this project. © 2020

REGISTERED COMMUNICATIONS DISTRIBUTION DESIGNER
Bicsi
John Rob Hicks
BICSI ID # 200774
EXPIRES 12-31-22
RCDD

studio | steinbomer
ARCHITECTURE & INTERIORS
1405 S CONGRESS AVE. SUITE B202
AUSTIN, TX 78704
T: 512.479.0022
F: 512.477.4469
www.steinbomer.com

A RENOVATION FOR THE

WILLIAMSON CO. JUSTICE CTR

405 MARTIN LUTHER KING DRIVE,GEORGETOWN, TEXAS. 78626

100% CONSTRUCTION DOCUMENTS

DATE:	02.28.2020
DRAWN:	RC
SCALE:	AS NOTED

No.	Description	Date

ENLARGED PLANS - AUDIOVISUAL

AV-110

© 2020 DataCom Design Group.

DocuSign Envelope ID: BD1DD069-6BDB-4467-BAD0-FCE7745DF3ED

KEYED NOTES:

1 JURY BOX DIVIDER WALLS TO SUPPORT SMALL FORMAT "EVIDENCE VIEWING" FLAT PANEL DISPLAYS. COORDINATE POWER AND AV CONDUIT PATHWAY TO EACH DIVIDER WALL (AV COMPONENTS TO RESIDE WITHIN MILLWORK OF DIVIDER WALLS).

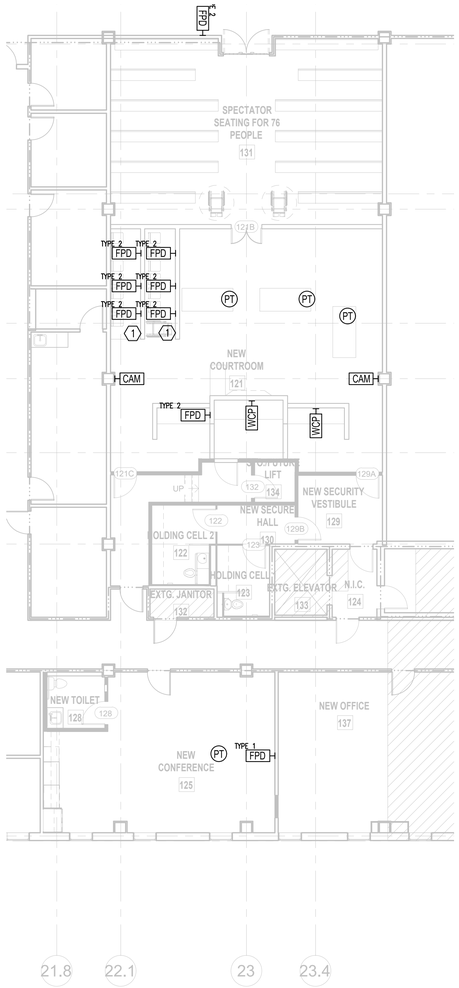

N
PLAN NORTH

TRUE NORTH

1 ENLARGED PLANS - AUDIOVISUAL
SCALE: 1/8" = 1'-0"

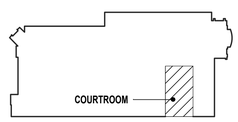

KEY PLAN

REGISTERED COMMUNICATIONS DISTRIBUTION DESIGNER
Bicsi
John Rob Hicks
BICSI ID # 200774
EXPIRES 12-31-22
RCDD
studio steinbomer ARCHITECTURE & INTERIORS
1405 S CONGRESS AVE. SUITE B202
AUSTIN, TX 78704
T: 512.479.0022
F: 512.477.4468
www.steinbomer.com

A RENOVATION FOR THE
WILLIAMSON CO. JUSTICE CTR
405 MARTIN LUTHER KING DRIVE,GEORGETOWN, TEXAS. 78626

100% CONSTRUCTION DOCUMENTS

DATE:	02.28.2020
DRAWN:	RC
SCALE:	AS NOTED

No.	Description	Date

ENLARGED PLANS - AUDIOVISUAL

AV-111

© 2020 DataCom Design Group.

DATACOM DESIGN GROUP
voice | data | audio | video | security | acoustics
1005 Slaughter Lane, Austin, Texas 78748
P: (512) 478-6001 F: (512) 478-2277

Who: Joshua Sisto
When: Jul 21, 2020 - 02:36pm
Where: C:\Revit Projects\2020\Slaughter\CAD SUPPORT\Wilco Justice Center\AV-102.dwg
This drawing and design is the intellectual property of DataCom Design Group, and its clients.
No alteration or reproduction may be made without the written permission of DataCom Design Group.
Design Group. This drawing shall not be used for purposes other than as intended for this project. © 2020

DocuSign Envelope ID: BD1DD069-6BDB-4467-BAD0-FCE7745DF3ED

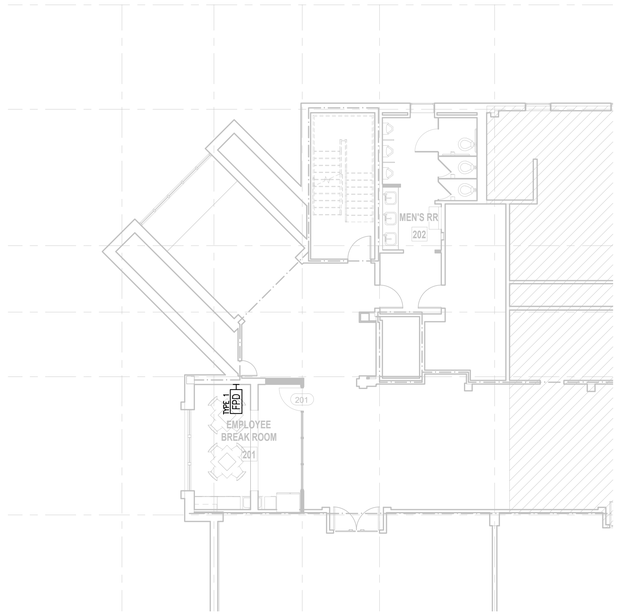

PLAN NORTH
TRUE NORTH

2 LEVEL 2 - DISTRICT ATTORNEY SOUTH NEW CONSTRUCTION - AUDIOVISUAL
SCALE: 1/8" = 1'-0"

PLAN NORTH
TRUE NORTH

1 LEVEL 2 - DISTRICT ATTORNEY NORTH NEW CONSTRUCTION - AUDIOVISUAL
SCALE: 1/8" = 1'-0"

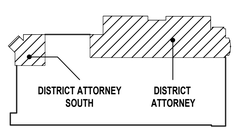

KEY
PLAN

REGISTERED COMMUNICATIONS DISTRIBUTION DESIGNER
Bicsi
John Rob Hicks
BICSI ID # 200774
EXPIRES 12-31-22
RCDD

studio steinbomer
ARCHITECTURE & INTERIORS
1400 S CONGRESS AVE. SUITE B202
AUSTIN, TX 78704
T: 512.479.0022
F: 512.477.4668
www.steinbomer.com

A RENOVATION FOR THE
WILLIAMSON CO. JUSTICE CTR
405 MARTIN LUTHER KING DRIVE,G EORGETOWN, TEXAS. 78626

100%
CONSTRUCTION
DOCUMENTS

DATE:	02.28.2020
DRAWN:	RC
SCALE:	AS NOTED

No.	Description	Date

ENLARGED PLANS -
AUDIOVISUAL

AV-112

© 2020 DataCom Design Group.

DATACOM
DESIGN GROUP
voice | data | audio | video | security | acoustics
AUSTIN
P: (512) 478-6001 F: (512) 478-2771

Who: Joshua Soto
When: Jul 21, 2020 - 02:37pm
Where: C:\Users\joshua.soto\Desktop\CAD SUPPORT\Wilco Justice Center\AV-103.dwg
This drawing and design is the intellectual property of DataCom Design Group, and its clients.
No entity/person shall make copies and/or modifications to this file without written permission by DataCom Design Group. This drawing shall not be used for purposes other than as intended for this project. © 2020

DocuSign Envelope ID: BD1DD069-6BDB-4467-BAD0-FCE7745DF3ED

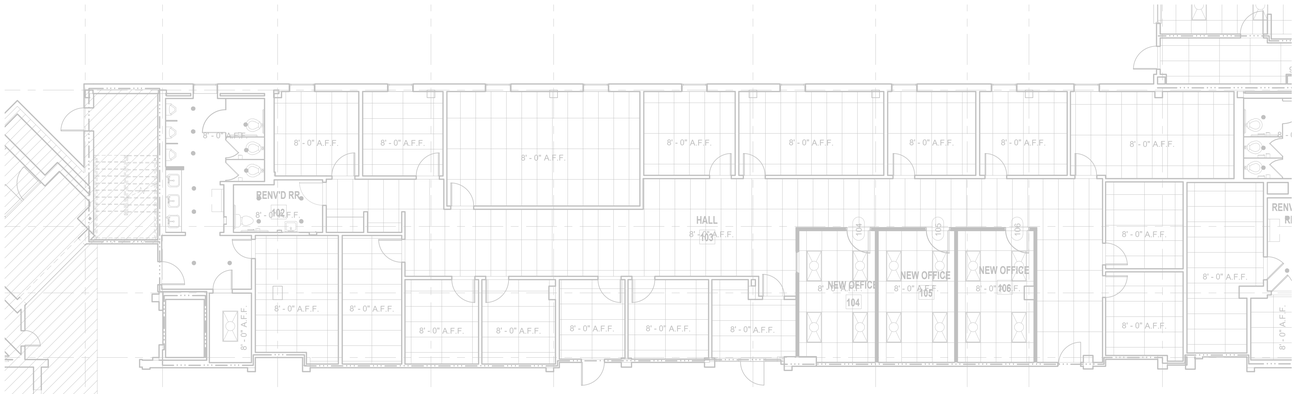

3 LEVEL 1 - RCP - COUNTY ATTORNEY - AUDIO VISUAL
SCALE: 1/8" = 1'-0"

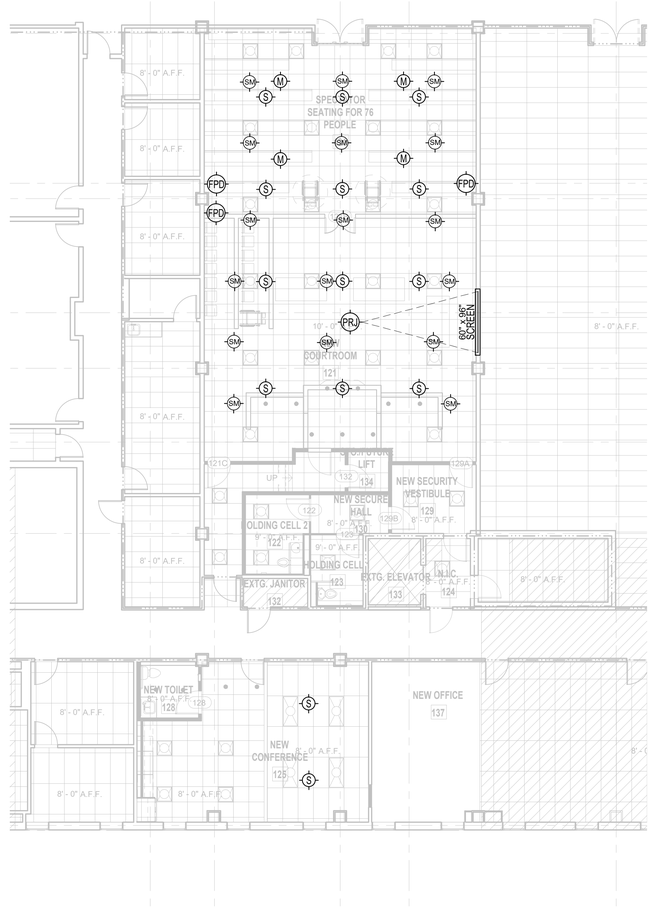

2 LEVEL 1 - RCP - COURTROOM - AUDIO VISUAL
SCALE: 1/8" = 1'-0"

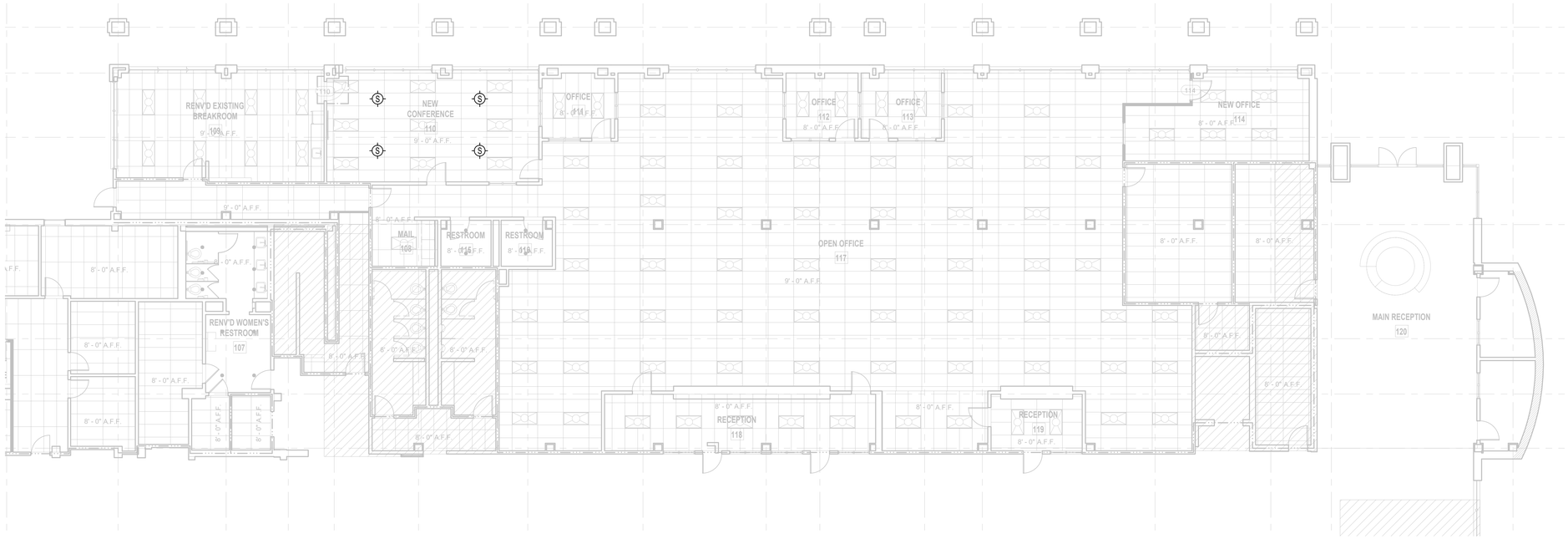

1 LEVEL 1 - RCP - DISTRICT CLERK - AUDIO VISUAL
SCALE: 1/8" = 1'-0"

DATACOM DESIGN GROUP
voice | data | audio | video | security | acoustics
1020 Nitto Ave.
P: (512) 378-4001 F: (512) 478-2777

Who: Joshua.Sabo
When: Jul 21, 2020 - 02:37pm
Where: C:\Revit Projects\2020\Breaker\CAD SUPPORT\Wilco Justice Center\AV-102.dwg
This drawing and design is the intellectual property of DataCom Design Group, and its clients.
No alteration, reproduction or modification may be made to this drawing without the permission of DataCom Design Group. This drawing shall not be used for purposes other than as intended for this project. © 2020

REGISTERED COMMUNICATIONS DISTRIBUTION DESIGNER
Bicsi
John Rob Hicks
BICSI ID # 200774
EXPIRES 12-31-22
RCDD
John Rob Hicks

studio | steinbomer
ARCHITECTURE & INTERIORS
1405 S. CONGRESS AVE. SUITE B202
AUSTIN, TX 78704
T: 512.479.0022
F: 512.477.4466
www.steinbomer.com

A RENOVATION FOR THE

WILLIAMSON CO. JUSTICE CTR

405 MARTIN LUTHER KING DRIVE,GEORGETOWN, TEXAS. 78626

100% CONSTRUCTION DOCUMENTS

DATE:	02.28.2020
DRAWN:	RC
SCALE:	AS NOTED

No.	Description	Date

ENLARGED RCP PLANS - AUDIOVISUAL

AV-114

© 2020 DataCom Design Group.

DocuSign Envelope ID: BD1DD069-6BDB-4467-BAD0-FCE7745DF3ED

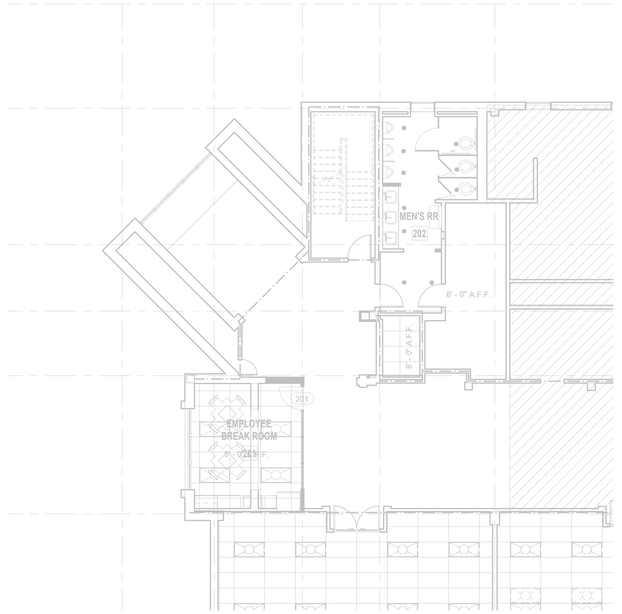

PLAN NORTH
TRUE NORTH

2 LEVEL 2 - DISTRICT ATTORNEY SOUTH NEW CONSTRUCTION - AUDIOVISUAL
SCALE: 1/8" = 1'-0"

PLAN NORTH
TRUE NORTH

1 LEVEL 2 - DISTRICT ATTORNEY NORTH NEW CONSTRUCTION - AUDIOVISUAL
SCALE: 1/8" = 1'-0"

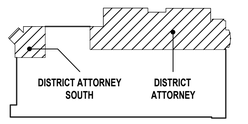

KEY
PLAN

DATACOM
DESIGN GROUP
voice | data | audio | video | security | acoustics
AUSTIN
P: (512) 478-6001 F: (512) 478-2777

Who: Joshua Soto
When: Jul 21, 2020 - 02:37pm
Where: C:\Users\joshua.soto\Desktop\CAD SUPPORT\Wilco Justice Center\AV-103.dwg
This drawing and design is the intellectual property of DataCom Design Group, and its clients.
No entity/person shall make copies and/or modifications to this file without written permission by DataCom Design Group. This drawing shall not be used for purposes other than as intended for this project. © 2020

RECISTERED COMMUNICATIONS DISTRIBUTION DESIGNER
Bicsi
John Rob Hicks
BICSI ID # 200774
EXPIRES 12-31-22
RCDD

studio | steinbomer
ARCHITECTURE & INTERIORS
1400 S CONGRESS AVE. SUITE B202
AUSTIN, TX 78704
T: 512.479.0022
F: 512.477.4668
www.steinbomer.com

A RENOVATION FOR THE
WILLIAMSON CO. JUSTICE CTR
405 MARTIN LUTHER KING DRIVE,GEORGETOWN, TEXAS. 78626

100%
CONSTRUCTION
DOCUMENTS

DATE:	02.28.2020
DRAWN:	RC
SCALE:	AS NOTED

No.	Description	Date

ENLARGED RCP
PLANS - AUDIOVISUAL

AV-115

© 2020 DataCom Design Group.

DocuSign Envelope ID: BD1DD069-6BDB-4467-BAD0-FCE7745DF3ED

KEYED NOTES:

1. DISPLAY BACKING (PLYWOOD OR SHEET METAL)
2. CUTOUT IN BACKING FOR CHIEF PAC526FW BACK BOX
3. CONDUIT NUMBER, SIZE AND DESTINATION PER AV CONDUIT ONE-LINE DETAIL
4. POWER AND DATA FOR FLAT PANEL LOCATIONS TO BE TERMINATED WITHIN THE CHIEF BACK BOX.

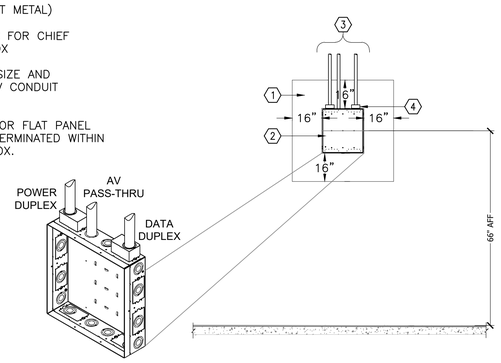

1 WALL MOUNTED FLAT PANEL DISPLAY (FPD) INFRASTRUCTURE DETAIL
Not to Scale

KEYED NOTES:

1. FLAT PANEL MOUNT-SEE SPECIFICATION 27 4116.
2. CMA345.
3. CMS EXTENSION COLUMN.

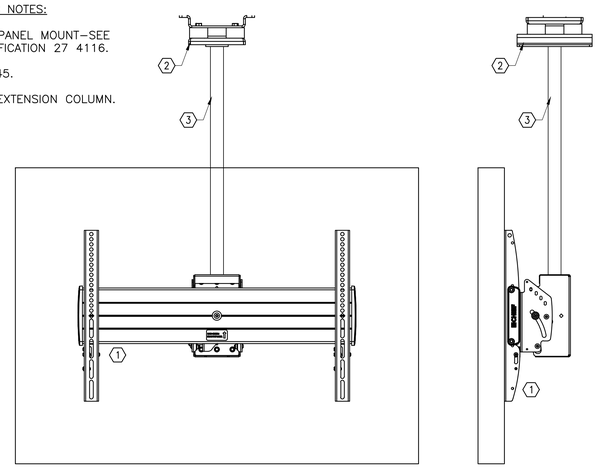

2 CEILING MOUNTED FLAT PANEL DISPLAY (FDP) INFRASTRUCTURE DETAIL
Not to Scale

KEYED NOTES:

1. 2X2 CEILING TILE
2. CEILING TILE SUPPORT TRUSS
3. CEILING SPEAKER SUPPORT RAIL KIT
4. LOUDSPEAKER IN BACK CAN
5. SPEAKER CABLING ENTRANCE
6. SUPPORT TO STRUCTURE

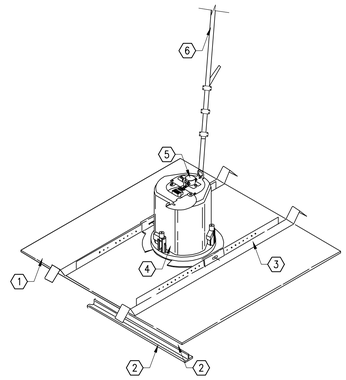

3 IN-CEILING SPEAKER (S) TYPE 1 INFRASTRUCTURE DETAIL
Not to Scale

KEYED NOTES:

1. CHIEF CMA345 STRUCTURAL CEILING PLATE SECURED TO THE BOTTOM OF DECK
2. CHIEF CMS SERIES 1.5" NPT ADJUSTABLE EXTENSION COLUMN
3. POWER JUNCTION BOX
4. HARD CONDUITS TO JUNCTION BOXES
5. FINISHED CEILING
6. CHIEF CMA 640B CEILING FINISHING RING
7. LEAVE MINIMAL THREADED PIPE BELOW THE CEILING FOR COUPLING WITH CHIEF UNIVERSAL PROJECTOR MOUNTING BRACKET
8. 3-GANG COMBINED, DIVIDED BACKBOX FOR AV/IT/ELECTRICAL.
9. PROJECTOR

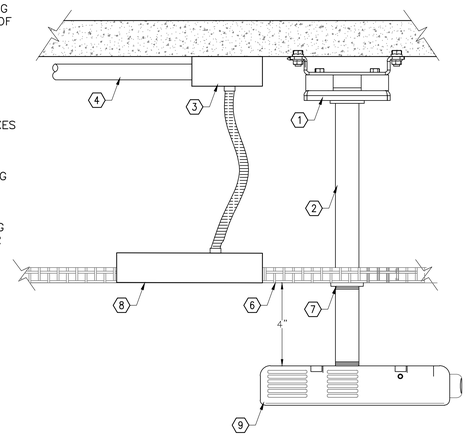

4 POWER AND DATA OUTLET DETAIL
Not to Scale

KEYED NOTES:

1. POWER OUTLET (BY OTHERS)
2. DATA OUTLETS (BY DIV-27)
3. WIREMOLD 8B BLANK PLATE
4. HDMI OVER UTP CONNECTION PLATES AS NEEDED (BY AV CONTRACTOR)

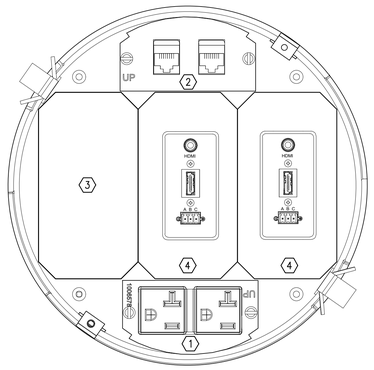

5 POKE THRU (PT) DETAIL
Not to Scale

KEYED NOTES:

1. DECK.
2. UNISTRUT.
3. ALL-THREAD.
4. POWER (HARDWIRED) CONNECTION.
5. TENSIONING MATERIAL.
6. CASE.
7. GREEN SCREEN.

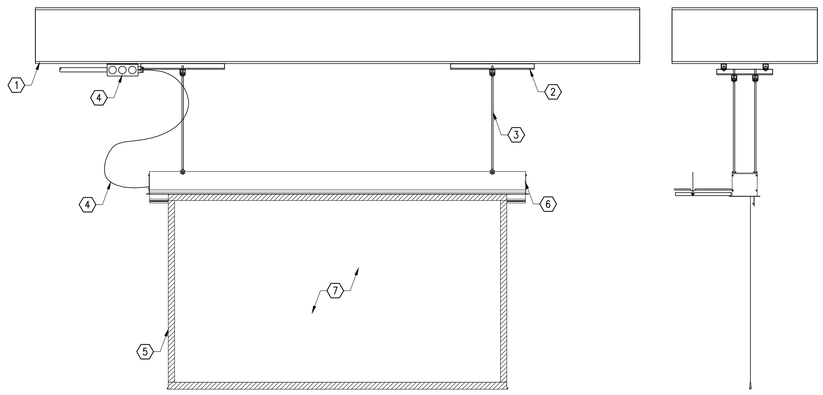

FRONT SIDE

7 RECESSED CEILING MOUNTED PROJECTION SCREEN (SCREEN) INFRASTRUCTURE DETAIL
Not to Scale

KEYED NOTES:

1. INSULATED BUSHING.
2. J-HOOK.
3. CONDUIT WITH PULL STRING.
4. WALL MOUNT BACK BOX.
5. WALL.
6. FINISHED CEILING.
7. 2' MINIMUM CABLE SLACK IN A LOOSE FIGURE "8" SHAPE.
8. VELCRO.
9. ALL THREAD ROD, SIZED APPROPRIATELY.

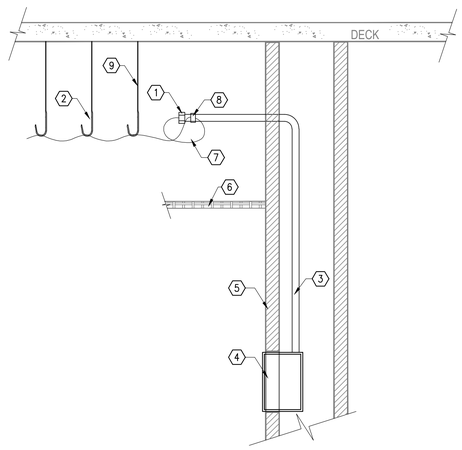

8 TYPICAL CABLE MANAGEMENT DETAIL
Not to Scale

REGISTERED COMMUNICATIONS DISTRIBUTION DESIGNER
Bicsi
John Rob Hicks
BICSI ID # 200774
EXPIRES 12-31-22
RCDD
John Rob Hicks

studio steinbomer
ARCHITECTURE & INTERIORS
1405 S CONGRESS AVE. SUITE B202
AUSTIN, TX 78704
T: 512.479.0022
F: 512.477.6668
www.steinbomer.com

A RENOVATION FOR THE
WILLIAMSON CO. JUSTICE CTR
405 MARTIN LUTHER KING DRIVE,GEORGETOWN, TEXAS. 78626

100% CONSTRUCTION DOCUMENTS

DATE:	02.28.2020
DRAWN:	RC
SCALE:	AS NOTED

No.	Description	Date

GENERAL DETAILS - AUDIOVISUAL

AV-401

DATACOM DESIGN GROUP
voice | data | audio | video | security | acoustics
3090 South Mopac Expressway, Suite 201, Austin, Texas 78746
P: (512) 478-6001 F: (512) 478-2771

Who: Joshua Soto
When: Jul 21, 2020 - 02:37pm
Where: C:\Users\joshua.soto\Desktop\CAD SUPPORT\Wilco Justice Center\AV-401.dwg
This drawing and design is the intellectual property of DataCom Design Group, and its clients. The information contained herein is not to be used by or disclosed to any person, firm or corporation for any purpose whatsoever without the written permission of DataCom Design Group. This drawing shall not be used for purposes other than as intended for this project. © 2020

© 2020 DataCom Design Group.

DocuSign Envelope ID: BD1DD069-6BDB-4467-BAD0-FCE7745DF3ED

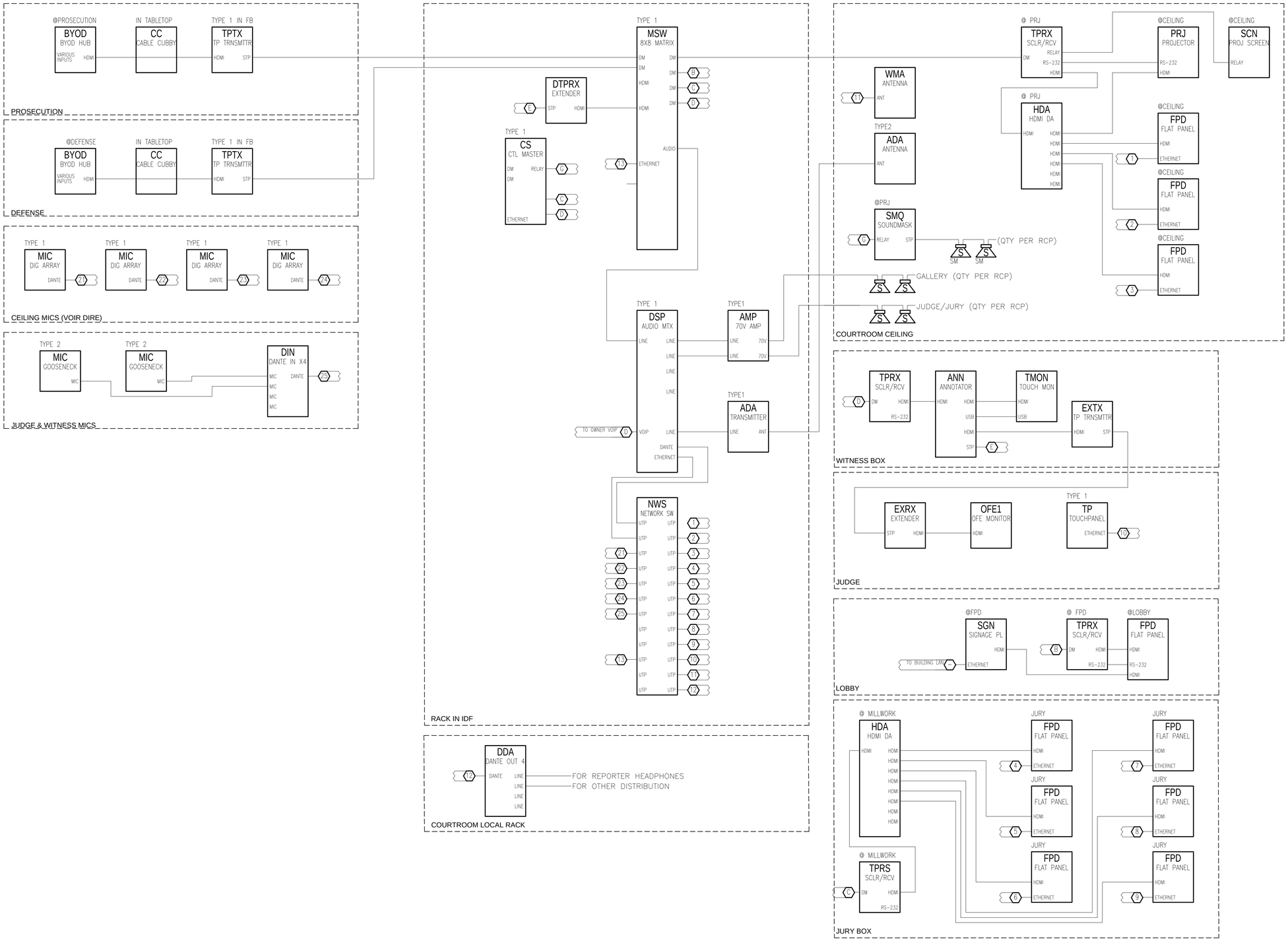

REGISTERED COMMUNICATIONS DISTRIBUTION DESIGNER
Bicsi
John Rob Hicks
BICSI ID # 200774
EXPIRES 12-31-22
RCDD
John Rob Hicks

studio steinbomer
ARCHITECTURE & INTERIORS
1400 S CONGRESS AVE. SUITE B202
AUSTIN, TX 78704
T: 512.479.0022
F: 512.477.4668
www.steinbomer.com

A RENOVATION FOR THE

WILLIAMSON CO. JUSTICE CTR

405 MARTIN LUTHER KING DRIVE,GEORGETOWN, TEXAS. 78626

100% CONSTRUCTION DOCUMENTS

DATE:	02.28.2020
DRAWN:	RC
SCALE:	AS NOTED

No.	Description	Date
1	Addendum 2	8.28.20

ONE LINE DIAGRAMS - AUDIOVISUAL

AVS-501

© 2020 Datacom Design Group

DATACOM DESIGN GROUP
VOICE | DATA | AUDIO | VIDEO | SECURITY | ACOUSTICS
AUSTIN
P: (512) 478-6001 F: (512) 478-2771

Who: Randy Cottingham
When: Aug 28, 2020 - 04:56pm
Where: P:\Austin\Wilco - Justice center\datacom-audiovisual\AV-401.dwg
This drawing and design is the intellectual property of DataCom Design Group, and its clients.
No entity/person shall make copies and/or modifications to this file without written permission by DataCom Design Group. This drawing shall not be used for purposes other than as intended for this project. © 2020

DocuSign Envelope ID: BD1DD069-6BDB-4467-BAD0-FCE7745DF3ED

BACKBONE RISER

GENERAL NOTES:

1.) RISER CABLE FROM ER TO ALL SECONDARY IT CLOSETS IS CONTINUOUS IN NATURE FROM END–TO–END (UN–SPLICED), UNLESS NOTED OTHERWISE.

2.) ALL CABLING TO BE RATED FOR THE ENVIRONMENT IN WHICH IT WILL RESIDE.

KEYED NOTES:

1. ONE (1) 96–STRAND SINGLE MODE OSP RATED FIBER CABLE FROM RISER POLE. PROVIDE A 10 FOOT SERVICE LOOP AT SERVER ROOM AND TERMINATE WITH FUSION SPLICED SC TYPE PIGTAILS.
2. ONE (1) 48–STRAND SINGLE MODE INDOOR OUTDOOR ARMORED FIBER CABLE FROM SERVER ROOM TO JAIL MDF. PROVIDE A 10 FOOT SERVICE LOOP AT BOTH ENDS AND TERMINATE WITH FUSION SPLICED SC TYPE PIGTAILS.
3. ONE (1) 24–STRAND SINGLE MODE PLENUM RATED ARMORED FIBER CABLE FROM SERVER ROOM TO EACH IDF. PROVIDE A 10 FOOT SERVICE LOOP AT BOTH ENDS AND TERMINATE WITH FUSION SPLICED SC TYPE PIGTAILS.

1

GENERAL NOTES

CONSTRUCTION MANAGER NOTES:

1.) CONSTRUCTION MANAGER IS RESPONSIBLE TO ENSURE THAT ALL DIVISIONS AND TRADES ARE AWARE OF WORK REQUIRED TO SUPPORT THE INSTALLATION OF RELATED SYSTEMS AND SUB–SYSTEMS. CONTRACTORS ARE RESPONSIBLE TO REVIEW ALL RELATED SPECIFICATIONS AND DRAWINGS.

2.) SLEEVES, BOXES, POWER, AND CONDUITS SHOWN ON COMMUNICATIONS DRAWINGS ARE FOR COORDINATION ONLY. REFER TO ELECTRICAL DRAWINGS AND SPECIFICATIONS.

3.) CORRECT ANY EXISTING NON–COMPLIANT CONDITIONS WITHIN SCOPE AREAS.

ELECTRICAL CONTRACTOR NOTES:

1.) THE ELECTRICAL CONTRACTOR SHALL FURNISH AND PROVIDE THE FOLLOWING FOR COMMUNICATIONS CABLING: CABLE TRAY, CONDUIT, SLEEVES, WALL, AND FLOOR BOXES REFER TO THE ELECTRICAL AND COMMUNICATIONS DETAIL DRAWINGS.

A.) STANDARD DATA AND VOICE SERVICE BOXES FOR COMMUNICATIONS SHALL BE A FLUSH 4-11/16" SQ DEEP BOX (2-1/8" MIN) WITH SINGLE GANG REDUCTION PLATE AND A 1-1/4"ø CONDUIT FROM BOX TO ACCESSIBLE CEILING SPACE.

B.) WALL MOUNTED TELEPHONE OUTLET SHALL BE A FLUSH 4-11/16" SQ DEEP BOX (2-1/8" MIN) WITH SINGLE GANG REDUCTION PLATE AND A 1-1/4"ø CONDUIT FROM BOX TO ACCESSIBLE CEILING SPACE. MOUNT BOX 48" AFF OR AS REQUIRED BY ADA.

C.) FLOOR BOXES FOR DATA, VOICE, AND POWER SHALL HAVE TWO(2) 1-1/4"ø CONDUITS PROVIDED FOR COMMUNICATIONS IN ADDITION TO POWER AND AV REQUIREMENTS.

D.) CEILING BOXES FOR COMMUNICATIONS OUTLETS SHALL BE A 4-11/16" SQ DEEP BOX (2-1/8" MIN) WITH A SINGLE GANG REDUCTION PLATE, AND A 1-1/4"ø CONDUIT FROM EACH BOX TO ACCESSIBLE CEILING SPACE.

E.) BOXES FOR WIRELESS DEVICES MOUNTED ABOVE LAY–IN CEILINGS SHALL BE A 4-11/16"SQ DEEP BOX (2-1/8" MIN) WITH SINGLE GANG REDUCTION PLATE (TYP).

F.) FIXED CHAIR DATA AND POWER PATHWAYS UP TO SEATING SHALL BE AS SPECIFIED ON THE ELECTRICAL AND COMMUNICATIONS DRAWINGS. CONTRACTOR SHALL COORDINATE WITH G.C. AND SYSTEM FURNITURE MANUFACTURER FOR PLACEMENT OF DATA/VOICE DROPS. INSTALL POWER CABLING IN SEPARATE RACEWAY FROM COMMUNICATIONS CABLING.

2.) CONTRACTOR SHALL PROVIDE RACEWAY INSTALLATION IN A MANNER THAT WILL PROTECT ALL DATA/VOICE/FIBER CABLING FROM MECHANICAL DAMAGE. INSTALL CONDUITS FOR COMMUNICATIONS WITH LONG RADIUS BENDS, BUSHED ENDS THAT ARE GROUNDED AND BONDED AS PER CODES AND STANDARDS.

3.) CONTRACTOR SHALL COORDINATE WITH THE GENERAL CONTRACTOR AND COMMUNICATIONS TRADE ON CONDUIT AND CABLE TRAY ROUTING FOR COMMUNICATIONS CABLES PRIOR TO INSTALLATION OF PATHWAYS TO ENSURE CABLE PATHWAYS DO NOT CAUSE CABLE LENGTHS TO EXCEED MAXIMUM DISTANCES. IN GENERAL, CONDUITS FROM CABLE TRAY TO TELECOM OUTLETS SHOULD BE THE MOST DIRECT ROUTE POSSIBLE FOLLOWING BUILDING LINES.

4.) CONTRACTOR SHALL INSTALL A TIED OFF NYLON PULL STRING IN ALL CONDUITS.

5.) INSTALL THE CABLE TRAY WITH A MIN. 12" CLEARANCE ABOVE AND ON ONE SIDE OF TRAY. INSTALL SOLID BOTTOM TRAY WHERE IS PLACED ABOVE LIGHT FIXTURES.

6.) CONDUITS SHALL NOT EXCEED 180° OF BENDS BETWEEN PULL POINTS. INSTALL PERMANENTLY ACCESSIBLE PULL BOXES AS REQUIRED TO MEET THIS REQUIREMENT. DO NOT CHANGE DIRECTION OR BEND WITHIN A JUNCTION BOX OR PULL BOX.

7.) GROUNDING AND BONDING:

A.) BUILDING GROUNDING SYSTEM BY ELECTRICAL CONTRACTOR.

B.) ALL PATHWAYS INSTALLED FOR COMMUNICATIONS SHALL BE BONDED TO COMMUNICATION GROUND BUS BARS.

C.) REFER TO ELECTRICAL SERIES DRAWINGS AND SPECIFICATIONS FOR OTHER COMMUNICATION GROUNDING REQUIREMENTS AND INFO ON INSTALLATION OF MATERIALS AND HARDWARE.

D.) DISSIMILAR METALS BONDED TO EACH OTHER AND APT TO CORRODE IN NORMAL ENVIRONMENTAL CONDITIONS SHALL BE SEPARATED BY A CONDUCTIVE MATERIAL SPACER TO PREVENT CORROSION. REFER TO SPECIFICATIONS FOR OTHER GROUNDING REQUIREMENTS.

E.) BUS BARS SHALL BE PRE–DRILLED WITH STANDARD NEMA BOLT HOLE SIZING & SPACING FOR CONNECTIONS OF THE BONDING CONDUCTORS TO THE BUSBAR.

8.) IDENTIFICATION:

A.) SPRAY ALL BOXES AND CONDUIT FOR COMMUNICATIONS WITH A DISTINCTIVE COLOR FOR EASY IDENTIFICATION. COLOR SHALL BE DIFFERENT FROM OTHER TRADES.

9.) CORRECT ANY EXISTING NON–COMPLIANT CONDITIONS WITHIN SCOPE AREAS.

COMMUNICATION NOTES

1.) THE TELECOMMUNICATIONS CONTRACTOR SHALL REVIEW ALL CONSTRUCTION DOCUMENTS FOR RELATED SECTIONS, WHICH MAKE UP THE CONTRACT DOCUMENTS AND SHALL COORDINATE ALL COMMUNICATIONS WORK ON THE COMMUNICATIONS PLANS WITH ANY COMMUNICATIONS SECTIONS OF RELATED DRAWINGS AND SPECIFICATIONS.

A.) STRUCTURED CABLING REQUIREMENTS FOR THE PROJECT ARE THE RESPONSIBILITY OF THE COMMUNICATIONS CABLING CONTRACTOR UNLESS OTHERWISE NOTED. COORDINATE WITH ALL TRADES THAT APPLY. REFER TO MEP, AUDIOVISUAL, AND SECURITY SHEETS FOR ADDITIONAL CABLING REQUIREMENTS.

2.) TELECOMMUNICATIONS CONTRACTOR, CABLING CONTRACTOR, OR COMMUNICATIONS CONTRACTOR SHALL HERE AFTER BE REFERRED TO AS CONTRACTOR UNLESS OTHERWISE NOTED.

3.) CONTRACTOR SHALL PROVIDE ALL MATERIALS, COMPONENTS, TOOLS, AND LABOR NECESSARY TO COMPLETE THIS INFRASTRUCTURE INSTALLATION.

4.) ALL COMMUNICATIONS CABLING PATHWAYS OUTSIDE OF COMMUNICATIONS ROOMS BY ELECTRICAL CONTRACTOR.

5.) CONTRACTOR SHALL PROVIDE 'J' HOOKS ON THREADED ROD RATED FOR SUPPORTING DATA CABLING THAT IS NOT IN CONDUIT OR CABLE TRAY. CONTRACTOR SHALL COORDINATE WITH GENERAL CONTRACTOR ON CABLE PATHS PRIOR TO INSTALLATION OF CABLING.

6.) CORRECT ANY EXISTING NON–COMPLIANT CONDITIONS WITHIN SCOPE AREAS.

COMMUNICATIONS CABLING:

1.) ALL UTP HORIZONTAL CABLING MUST BE WITHIN A PHYSICAL LENGTH OF 295'.

2.) PROVIDE ALL NECESSARY MEANS TO PROTECT ALL COPPER/FIBER CABLING AND JACK/PORTS FROM MECHANICAL DAMAGE AND DUST DURING CONSTRUCTION.

3.) FIBER BACKBONE/RISER CABLE SHALL BE INSTALLED IN CONDUIT OR ON LADDER RUNWAY UNLESS IT IS ARMORED.

4.) COORDINATE WITH GENERAL CONTRACTOR FOR SYSTEM FURNITURE WORKSTATIONS TO PROVIDE REQUIRED BRACKETS TO INSTALL AND TERMINATE COMMUNICATIONS CABLING, JACKS AND FACE PLATES.

5.) CABLING CONTRACTOR RESPONSIBLE FOR FINAL CONNECTION, TERMINATION AND TESTING TO THE DATA OUTLETS IN LAB BENCHES AND MODULAR FURNITURE, INCLUSIVE OF PATCH CORD ROUTING.

6.) CABLING CONTRACTOR SHALL CONFIRM ALL CABLE LENGTHS PRIOR TO BID AND ROUGH–IN

COMMUNICATIONS ROOMS:

1.) PROVIDE AND INSTALL WALL MOUNTED 3/4" AC GRADE FIRE RESISTANT PLYWOOD IN ALL COMMUNICATIONS ROOMS AND CLOSETS ON ALL WALLS. APPLY INTUMESCENT COATING TO BOTH SIDES OF PLYWOOD, ENSURE FIRE RESISTANT STAMP IS VISIBLE FOR INSPECTION ON EACH SHEET OF PLYWOOD. INTUMESCENT COATING SHALL BE IBC/NFPA CODE COMPLIANT, IN ACCORDANCE WITH UL 263 AND ASTM E119, TO MEET 1 OR 2 HOUR FIRE PROTECTION REQUIREMENT. REFERENCE COMMUNICATIONS ROOM DETAILS.

2.) CONTRACTOR TO PROVIDE EQUIPMENT RACKS, HORIZONTAL CABLE RUNWAYS AND MANAGERS, VERTICAL CABLE MANAGERS, TERMINATION HARDWARE, POWER STRIPS FOR RACKS, TERMINATION, LABELING, AND TESTING AS SPECIFIED IN CONTRACT DOCUMENTS.

3.) GRAPHIC REPRESENTATION OF PATCH PANELS, BLOCKS, VERTICAL, AND HORIZONTAL CORD MANAGEMENT DO NOT REPRESENT EXACT QUANTITIES. CONTRACTOR SHALL PROVIDE SUFFICIENT QUANTITIES FOR ALL CABLING, PLUS 20% GROWTH. (REFER ALSO TO SPECIFICATIONS).

GROUNDING AND BONDING:

1.) CONTRACTOR SHALL BOND ALL METALLIC COMPONENTS TO BUSBAR IN THE FOLLOWING MANNER:

A.) CONTRACTOR SHALL INSTALL A CONTINUOUS BONDING CONDUCTOR FROM BUSBAR TO EACH ROW OF EQUIPMENT RACKS. EXTEND CONDUCTOR ALONG ENTIRE ROW. BOND EACH RACK TO BONDING CONDUCTOR WITH AN INSULATED COPPER CONDUCTOR.

B.) BOND/STRAP ALL LADDER RACKS TO ADJACENT SECTIONS WITH A STRANDED BONDING COPPER CONDUCTOR. INSTALL A BONDING CONDUCTOR FROM BUSBAR TO LADDER RACKS.

C.) BONDING SHALL BE IN AN APPROVED MANNER.

D.) DISSIMILAR METALS BONDED TO EACH OTHER AND APT TO CORRODE IN NORMAL ENVIRONMENTAL CONDITIONS SHALL BE SEPARATED BY A CONDUCTIVE MATERIAL SPACER TO PREVENT CORROSION. REFER TO SPECIFICATIONS FOR OTHER GROUNDING REQUIREMENTS.

FIRESTOPPING:

1.) COORDINATE ANY AND ALL FIRESTOPPING WITH THE GENERAL CONTRACTOR BEFORE PROCEEDING WITH ANY WORK INVOLVING FIRESTOPPING.

2.) ALL FIRESTOPPING SHALL CONFORM TO THE SPECIFICATIONS AND RECOMMENDATIONS OF THERMAL AND MOISTURE PROTECTION ON FIRESTOPPING OF THROUGH PENETRATION SYSTEMS IN THE CONSTRUCTION SPECIFICATIONS DOCUMENT.

3.) SOLUTIONS AND SHOP DRAWINGS/SUBMITTALS FOR FIRE STOP MATERIALS AND SYSTEMS SHALL BE PRESENTED TO THE GENERAL CONTRACTOR FOR WRITTEN APPROVAL OF MATERIAL & SYSTEMS PRIOR TO PURCHASE AND INSTALLATION. ALL MATERIALS AND SYSTEMS SHALL BE COMPLETE, UL LISTED FOR INTENDED INSTALLATION, AND PROVIDE APPROPRIATE RATING AT THE COMPLETION OF JOB.

4.) SEAL ALL PENETRATIONS THROUGH FIRE–RATED BARRIERS (CONDUITS, SLEEVES, SLOTS, CHASES) CREATED BY OR MADE FOR OR ON THE BEHALF OF THE TELECOMMUNICATIONS CONTRACTOR TO PREVENT THE PASSAGE OF SMOKE, FIRE, TOXIC GAS, OR WATER THROUGH PENETRATIONS.

5.) CONTRACTOR SHALL PROVIDE TRAINING MANUALS WHICH INCLUDE INSTRUCTIONS ON METHODS OF ADDING OR REMOVING CABLING TO/FROM FIRESTOPPED SLEEVES AND CHASES.

6.) LAMINATE AND PERMANENTLY AFFIX TO EACH COMMUNICATIONS ROOM WALL ADJACENT TO CHASES THE FOLLOWING INFORMATION:

A.) NAME OF MANUFACTURER OF FIRE STOP SYSTEM.

B.) PART & MODEL NUMBERS OF SYSTEM AND ALL COMPONENTS.

C.) PHONE NUMBERS OF MANUFACTURER'S CORPORATE HEADQUARTERS IN U.S. AND LOCAL DISTRIBUTOR'S NAME AND NUMBER.

LEGEND

- #D: WALL DATA INFORMATION OUTLET. NUMBER(#) DENOTES QUANTITY OF CABLES.
- #D: FLOOR POKE–THRU DATA INFORMATION OUTLET. NUMBER(#) DENOTES QUANTITY OF CABLES.
- #D: DATA OUTLET FOR WIRELESS ACCESS POINT (WAP) NUMBER(#) DENOTES QUANTITY OF CABLES.
- #D: CEILING DATA INFORMATION OUTLET FOR A/V PROJECTOR. NUMBER(#) DENOTES AMOUNT OF CABLES. REFER TO A/V DRAWINGS AND SPECIFICATIONS FOR EXACT PLACEMENT.
- #D: WALL DATA INFORMATION OUTLET FOR A/V EQUIPMENT. NUMBER(#) DENOTES QUANTITY OF CABLES. REFER TO A/V DRAWINGS AND SPECIFICATIONS FOR EXACT PLACEMENT.
- 1D,S: WALL DATA OUTLET FOR IP CAMERA. REFER TO SECURITY DRAWINGS AND SPECIFICATIONS FOR EXACT PLACEMENT.
- 1D,S: CEILING DATA OUTLET FOR IP CAMERA. REFER TO SECURITY DRAWINGS AND SPECIFICATIONS FOR EXACT PLACEMENT.
- TV: CATV F–CONNECTOR COAX OUTLET

ABBREVIATIONS

BAS:	BUILDING AUTOMATION SYSTEM
BET:	BUILDING ENTRANCE TERMINAL
DIV 01:	GENERAL REQUIREMENTS
DIV 07:	THERMAL & MOISTURE PROTECTION
DIV 23:	HEATING, VENTILATING, AND AIR–CONDITIONING
DIV 25:	INTEGRATED AUTOMATION
DIV 26:	ELECTRICAL
TR:	TELECOMMUNICATIONS ROOM
ER:	EQUIPMENT ROOM
TBB:	TELECOM BONDING BACKBONE
TBC:	TELECOM BONDING CONDUCTOR
SBB:	SECONDARY BONDING BUSBAR
TMBC:	TELECOM MAIN BONDING CONDUCTOR
PBB:	PRIMARY BONDING BUSBAR
TMH:	TELECOMMUNICATIONS MANHOLE
UTP:	UNSHIELDED TWISTED PAIR
WAP:	WIRELESS ACCESS POINT
SIM:	SIMILAR

DRAWING LIST

T–001	LEGEND AND NOTES – COMMUNICATIONS
T–101	BASEMENT OVERALL FLOOR PLAN – COMMUNICATIONS
T–102	LEVEL 1 OVERALL FLOOR PLAN – COMMUNICATIONS
T–103	LEVEL 2 OVERALL FLOOR PLAN – COMMUNICATIONS
T–104	ATTIC OVERALL FLOOR PLAN – COMMUNICATIONS
T–108	ENLARGED PLANS – COMMUNICATIONS
T–109	ENLARGED PLANS – COMMUNICATIONS
T–110	ENLARGED PLANS – COMMUNICATIONS
T–111	ENLARGED PLANS – COMMUNICATIONS
T–112	ENLARGED PLANS – COMMUNICATIONS
T–401	GENERAL DETAILS – COMMUNICATIONS

studio | steinbomer
ARCHITECTURE & INTERIORS
1400 S CONGRESS AVE. SUITE B202
AUSTIN, TX 78704
T: 512.479.0022
F: 512.477.4668
www.steinbomer.com

A RENOVATION FOR THE

WILLIAMSON CO. JUSTICE CTR

405 MARTIN LUTHER KING DRIVE,GEORGETOWN, TEXAS. 78626

100% CONSTRUCTION DOCUMENTS

DATE:	02.28.2020
DRAWN:	RC
SCALE:	AS NOTED

No.	Description	Date
1	Addendum 1	8.25.20

LEGEND AND NOTES - COMMUNICATIONS

T-001

DATACOM DESIGN GROUP
voice | data | audio | video | security | acoustics
AUSTIN | SAN ANTONIO | HOUSTON | DALLAS
P: (512) 478-6001 F: (512) 478-2771

Who: Randy Cottingham
When: Aug 25, 2020 - 03:11pm
Where:P:\Austin\WilCo - Justice Center\Datacom-Communications\T-001.dwg
This drawing and design is the intellectual property of DataCom Design Group, and its clients.
No entity/person shall make copies and/or modifications to this file without written permission by DataCom Design Group. This drawing shall not be used for purposes other than as intended for this project. © 2020

© 2020 DataCom Design Group.

DocuSign Envelope ID: BD1DD069-6BDB-4467-BAD0-FCE7745DF3ED

KEYED NOTES:

1. APPROXIMATE LOCATION OF CONDUIT BANK FROM JAIL MDF.
2. APPROXIMATE ROUTE FOR COMMUNICATIONS CABLING FROM IDF ON LEVEL ONE THROUGH BASEMENT FOR JAIL CONNECTIVITY.
3. TWO (2) EMPTY 4"ø CONDUITS TO JAIL MDF. CONTRACTOR TO PROOF CONDUITS AND INSTALL 4" THREE CELL MAXCELL FABRIC INNERDUCT.
4. APPROXIMATE LOCATION OF TELECOM ROOM ABOVE. BASEMENT LEVEL UTP CABLING TO BE ROUTED HERE.
5. APPROXIMATE LOCATION OF TELECOM ROOM ABOVE.
6. ¾"ø CONDUIT FOR DURESS BUTTON SECURITY CABLING.

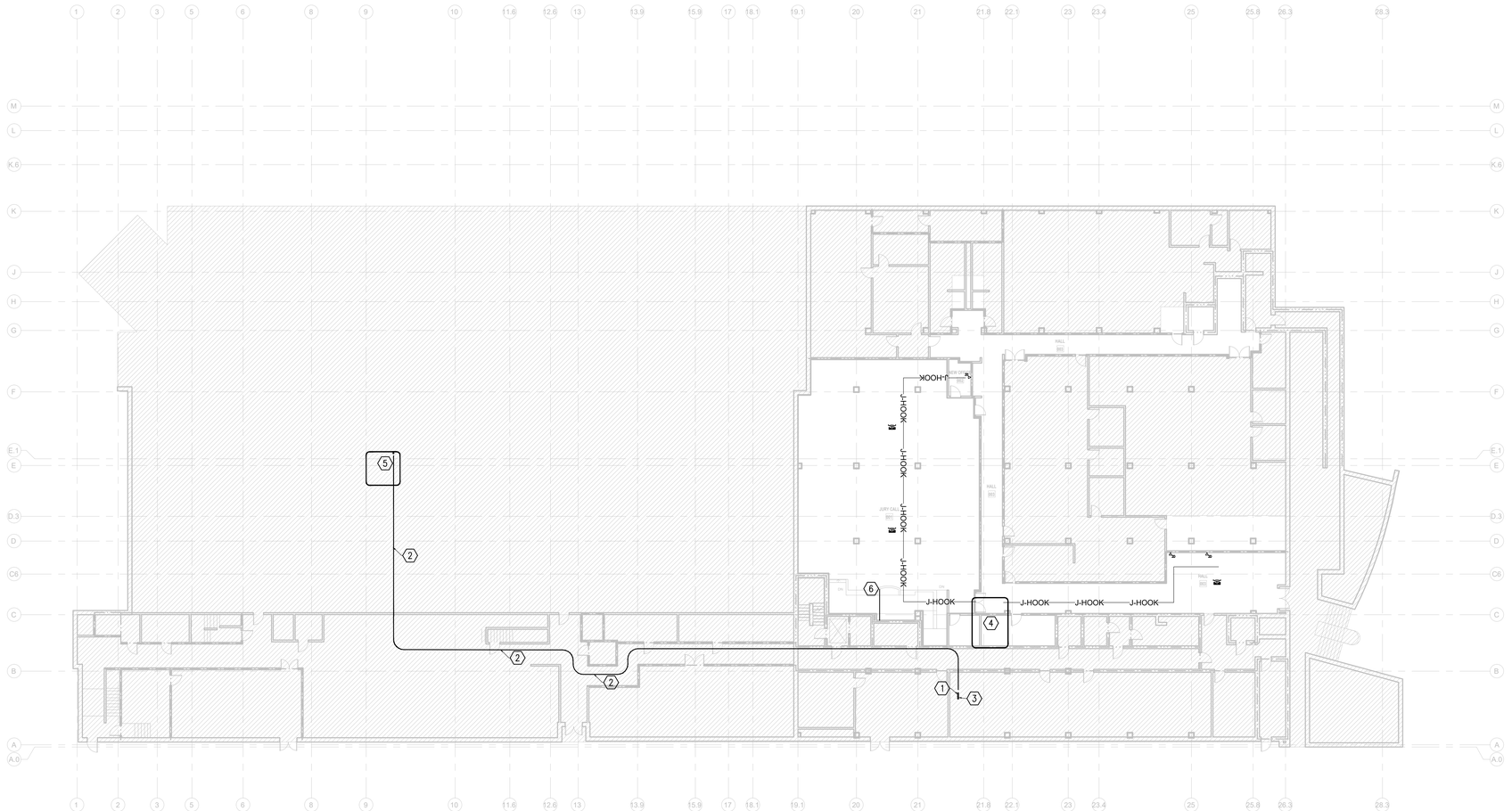

PLAN NORTH / TRUE NORTH

1 BASEMENT OVERALL FLOOR PLAN - COMMUNICATIONS
SCALE: 1/16" = 1'-0"

REGISTERED COMMUNICATIONS DISTRIBUTION DESIGNER
Bicsi
John Rob Hicks
BICSI ID # 200774
EXPIRES 12-31-22
RCDD
John Rob Hicks

studio steinbomer
ARCHITECTURE & INTERIORS
1400 S CONGRESS AVE. SUITE B202
AUSTIN, TX 78704
T: 512.479.0022
F: 512.477.4468
www.steinbomer.com

A RENOVATION FOR THE
WILLIAMSON CO. JUSTICE CTR
405 MARTIN LUTHER KING DRIVE,GEORGETOWN, TEXAS. 78626

100% CONSTRUCTION DOCUMENTS

DATE:	02.28.2020
DRAWN:	RC
SCALE:	AS NOTED

No.	Description	Date

BASEMENT OVERALL FLOOR PLAN - COMMUNICATIONS

T-101

© 2020 DataCom Design Group.

DATACOM DESIGN GROUP
voice | data | audio | video | security | acoustics
1007 Slaughter Lane, Austin, Texas 78748
P: (512) 478-6001 F: (512) 478-2777

Who: Joshua Soto
When: Jul 21, 2020 - 02:36pm
Where: N:\Projects\2020\20006\Sheets\Cad\ SUPPORT\Wilco Justice Center\T-101.dwg
This drawing and design is the intellectual property of DataCom Design Group, and its clients.
No reproduction may be made without prior written consent of DataCom Design Group. The DataCom Design Group. This drawing shall not be used for purposes other than as intended for this project. © 2020

DocuSign Envelope ID: BD1DD069-6BDB-4467-BAD0-FCE7745DF3ED

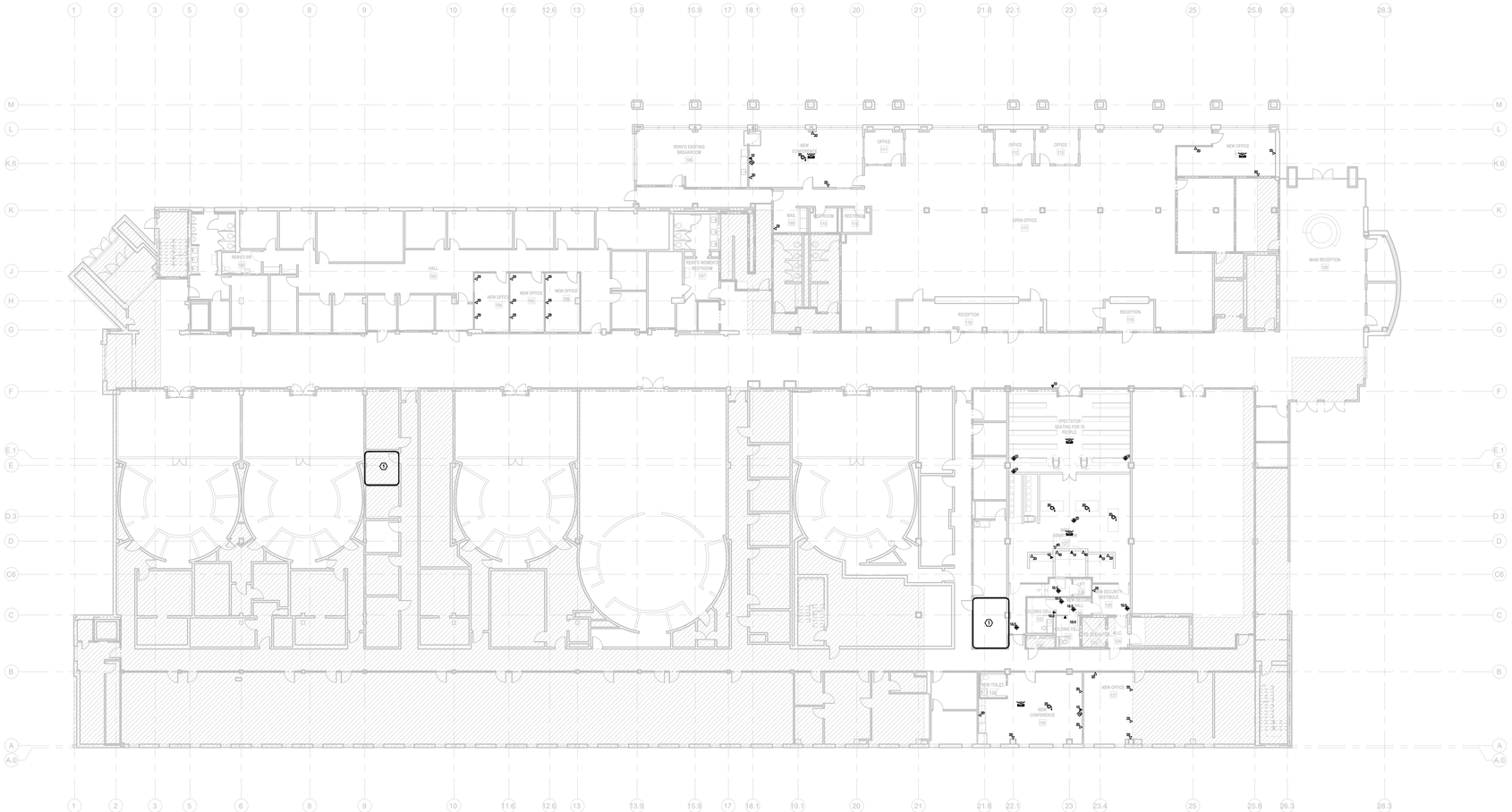

PLAN NORTH

TRUE NORTH

1 LEVEL 1 OVERALL FLOOR PLAN - COMMUNICATIONS
SCALE: 1/16" = 1'-0"

REGISTERED COMMUNICATIONS DISTRIBUTION DESIGNER
Bicsi
John Rob Hicks
BICSI ID # 200774
EXPIRES 12-31-22
RCDD
John Rob Hicks

studio | steinbomer
ARCHITECTURE & INTERIORS
1400 S CONGRESS AVE. SUITE B202
AUSTIN, TX 78704
T: 512.479.0022
F: 512.477.4688
www.steinbomer.com

A RENOVATION FOR THE
WILLIAMSON CO. JUSTICE CTR
405 MARTIN LUTHER KING DRIVE,GEORGETOWN, TEXAS. 78626

100% CONSTRUCTION DOCUMENTS

DATE:	02.28.2020
DRAWN:	RC
SCALE:	AS NOTED

No.	Description	Date

LEVEL 1 OVERALL FLOOR PLAN - COMMUNICATIONS

T-102

© 2020 DataCom Design Group.

DATACOM DESIGN GROUP
voice | data | audio | video | security | acoustics
AUSTIN
P: (512) 478-6001 F: (512) 478-2771

Who: Joshua Soto
When: Jul 21, 2020 - 02:36pm
Where: C:\Users\joshua.soto\Desktop\CAD SUPPORT\Wilco Justice Center\T-102.dwg
This drawing and design is the intellectual property of DataCom Design Group, and its clients.
No entity/person shall make copies and/or modifications to this file without written permission by DataCom Design Group. This drawing shall not be used for purposes other than as intended for this project. © 2020

DocuSign Envelope ID: BD1DD069-6BDB-4467-BAD0-FCE7745DF3ED

GENERAL NOTES:

1.) UTILIZE EXISTING PATHWAY WHENEVER POSSIBLE.

KEYED NOTES:

(1) APPROXIMATE LOCATIONS OF CONDUITS INTO SERVER ROOM.

(2) APPROXIMATE LOCATION OF IDF ROOM.

REGISTERED COMMUNICATIONS DISTRIBUTION DESIGNER
Bicsi
John Rob Hicks
BICSI ID # 200774
EXPIRES 12-31-22
RCDD

studio | steinbomer
ARCHITECTURE & INTERIORS
1400 S CONGRESS AVE. SUITE B202
AUSTIN, TX 78704
T: 512.479.0022
F: 512.477.4668
www.steinbomer.com

A RENOVATION FOR THE

WILLIAMSON CO. JUSTICE CTR

405 MARTIN LUTHER KING DRIVE,GEORGETOWN, TEXAS. 78626

PLAN NORTH N TRUE NORTH

1 LEVEL 2 OVERALL FLOOR PLAN - COMMUNICATIONS
SCALE: 1/16" = 1'-0"

DATACOM DESIGN GROUP
voice | data | audio | video | security | acoustics
AUSTIN | SAN ANTONIO | HOUSTON | DALLAS
P: (512) 478-6001 F: (512) 478-2771

Who: Joshua.Soto
When: Jul 21, 2020 - 02:36pm
Where:C:\Users\joshua.soto\Desktop\CAD SUPPORT\Wilco Justice Center\T-103.dwg

This drawing and design is the intellectual property of DataCom Design Group, and its clients.
No entity/person shall make copies and/or modifications to this file without written permission by DataCom Design Group. This drawing shall not be used for purposes other than as intended for this project. © 2020

100% CONSTRUCTION DOCUMENTS

DATE:	02.28.2020
DRAWN:	RC
SCALE:	AS NOTED

No.	Description	Date

LEVEL 2 OVERALL FLOOR PLAN - COMMUNICATIONS

T-103

© 2020 DataCom Design Group.

DocuSign Envelope ID: BD1DD069-6BDB-4467-BAD0-FCE7745DF3ED

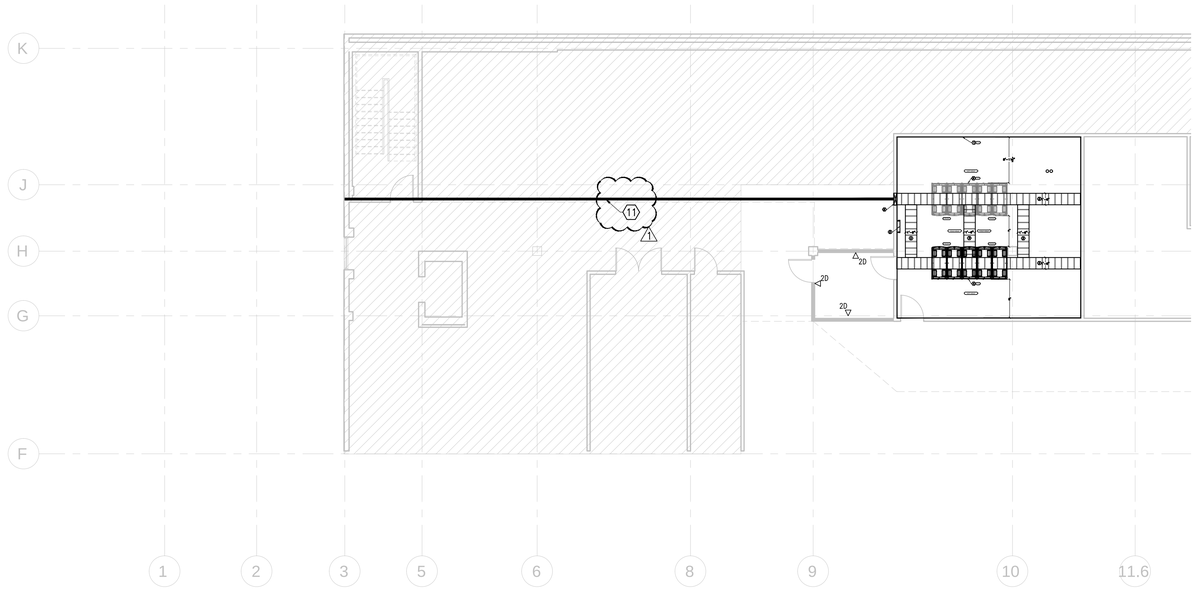

KEYED NOTES:

1. ¾" WALL MOUNTED PLYWOOD. (SEE NOTES PAGE)
2. PRIMARY BUSBAR (BY DIV 26)
3. HORIZONTAL CABLE RUNWAY/LADDER RACK. (AS INDICATED)
4. NEW SERVER RACKS.
5. EXISTING SERVER RACKS TO BE RELOCATED UPON RENOVATION.
6. APPROXIMATE LOCATION OF EXISTING 19" X 7' STANDING RACK.
7. EXISTING FLOOR CORES.
8. THREE (3) NEW 4"ø FLOOR CORES.
9. VERTICAL WALL MOUNTED CABLE RUNWAY/LADDER RACK.
10. FRAME AND FINISH WALL PENETRATION.
11. 4"ø COMMUNICATIONS CONDUIT TO EXISTING WALL MOUNTED PULL BOX.

1

PLAN NORTH / TRUE NORTH

1 LEVEL 3 - ATTIC FLOOR PLAN -NEW CONSTRUCTION - COMMUNICATIONS

SCALE: 1/8" = 1'-0"

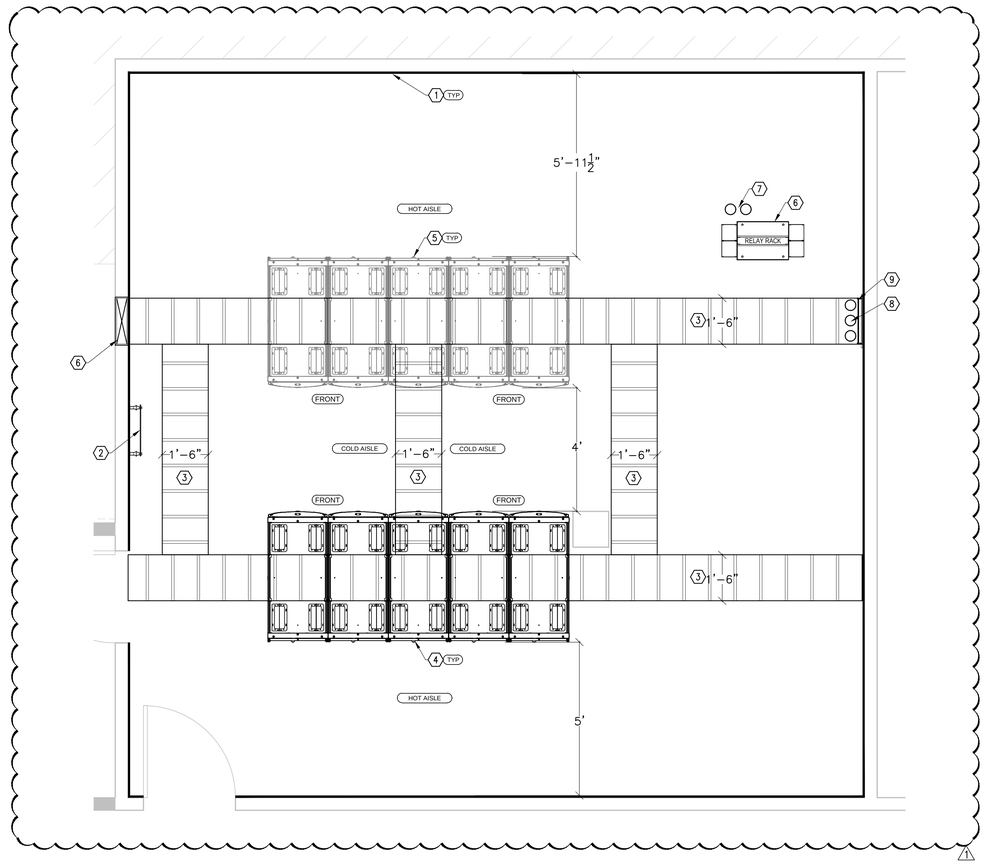

PLAN NORTH / TRUE NORTH

3 LEVEL 3 - SERVER ROOM - COMMUNICATIONS

SCALE: 1/2" = 1'-0"

REGISTERED COMMUNICATIONS DISTRIBUTION DESIGNER
Bicsi
John Rob Hicks
BICSI ID # 200774
EXPIRES 12-31-22
RCDD
John Rob Hicks

studio steinbomer
ARCHITECTURE & INTERIORS
1400 S CONGRESS AVE. SUITE B202
AUSTIN, TX 78704
T: 512.479.0022
F: 512.477.4468
www.steinbomer.com

A RENOVATION FOR THE

WILLIAMSON CO. JUSTICE CTR

405 MARTIN LUTHER KING DRIVE,GEORGETOWN, TEXAS. 78626

100% CONSTRUCTION DOCUMENTS

DATE:	02.28.2020
DRAWN:	RC
SCALE:	AS NOTED

No.	Description	Date
1	Addendum 1	8.25.20

ATTIC OVERALL FLOOR PLAN - COMMUNICATIONS

T-104

© 2020 DataCom Design Group.

DATACOM DESIGN GROUP
voice | data | audio | video | security | acoustics
1014 W. 10th St. Austin, TX 78703
P: (512) 478-6001 F: (512) 478-2777

Who: Randy Cottingham
When: Aug 25, 2020 - 03:11pm
Where: R:\Projects\2020 Projects\Williamson County Justice Center\Datacom-Communications\T-104.dwg
This drawing and design is the intellectual property of DataCom Design Group, and its clients.
No alterations, reproductions or distribution of this drawing may be made without permission from DataCom Design Group. This drawing shall not be used for purposes other than as intended for this project. © 2020

DocuSign Envelope ID: BD1DD069-6BDB-4467-BAD0-FCE7745DF3ED

KEYED NOTES:

(1) APPROXIMATE LOCATION OF TELECOM ROOM ABOVE. BASEMENT LEVEL UTP CABLING TO BE ROUTED HERE.

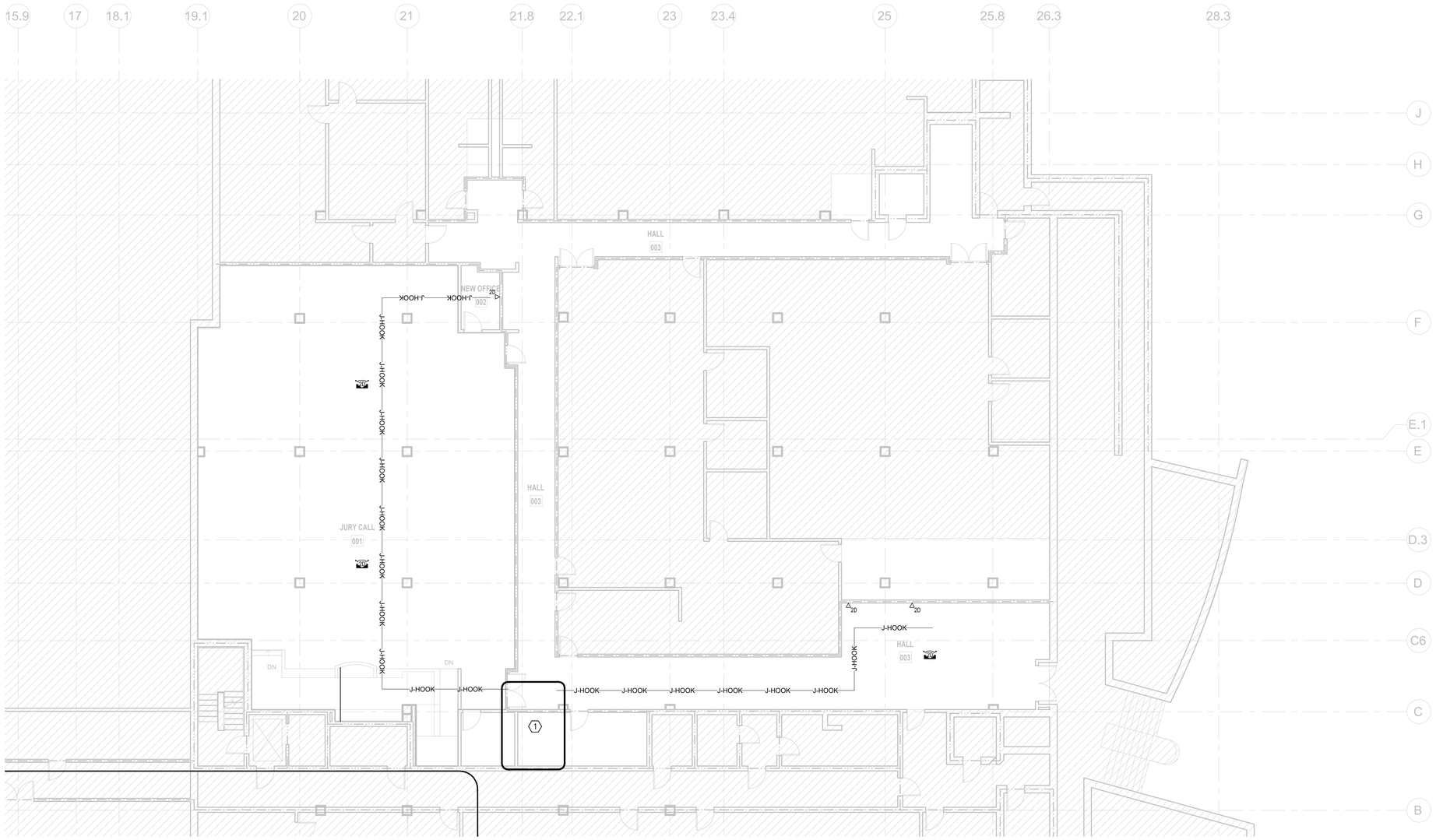

1 BASEMENT - JURY CALL NEW CONSTRUCTION
SCALE: 1/8" = 1'-0"

PLAN NORTH / TRUE NORTH

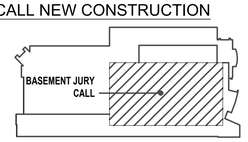

KEY PLAN

REGISTERED COMMUNICATIONS DISTRIBUTION DESIGNER
Bicsi
John Rob Hicks
BICSI ID # 200774
EXPIRES 12-31-22
RCDD
John Rob Hicks

studio | steinbomer ARCHITECTURE & INTERIORS
1405 S. CONGRESS AVE. SUITE B202
AUSTIN, TX 78704
T: 512.479.0022
F: 512.477.4468
www.steinbomer.com

A RENOVATION FOR THE
WILLIAMSON CO. JUSTICE CTR
405 MARTIN LUTHER KING DRIVE,GEORGETOWN, TEXAS. 78626

100% CONSTRUCTION DOCUMENTS

DATE:	02.28.2020
DRAWN:	RC
SCALE:	AS NOTED

No.	Description	Date

ENLARGED PLANS - COMMUNICATIONS

T-108

© 2020 DataCom Design Group.

DATACOM DESIGN GROUP
voice | data | audio | video | security | passcess
1020 Main St.
Pflugerville, Texas 78660
P: (512) 478-6001 F: (512) 478-2777

Who: Joshua Soto
When: Jul 21, 2020 - 02:37pm
Where: C:\Users\joshua.soto\Desktop\CAD SUPPORT\Wilco Justice Center\T-101.dwg
This drawing and design is the intellectual property of DataCom Design Group, and its clients. The reproduction, alteration or use of this drawing without the express written consent of DataCom Design Group, is forbidden. This drawing shall not be used for purposes other than as intended for this project. © 2020

DocuSign Envelope ID: BD1DD069-6BDB-4467-BAD0-FCE7745DF3ED

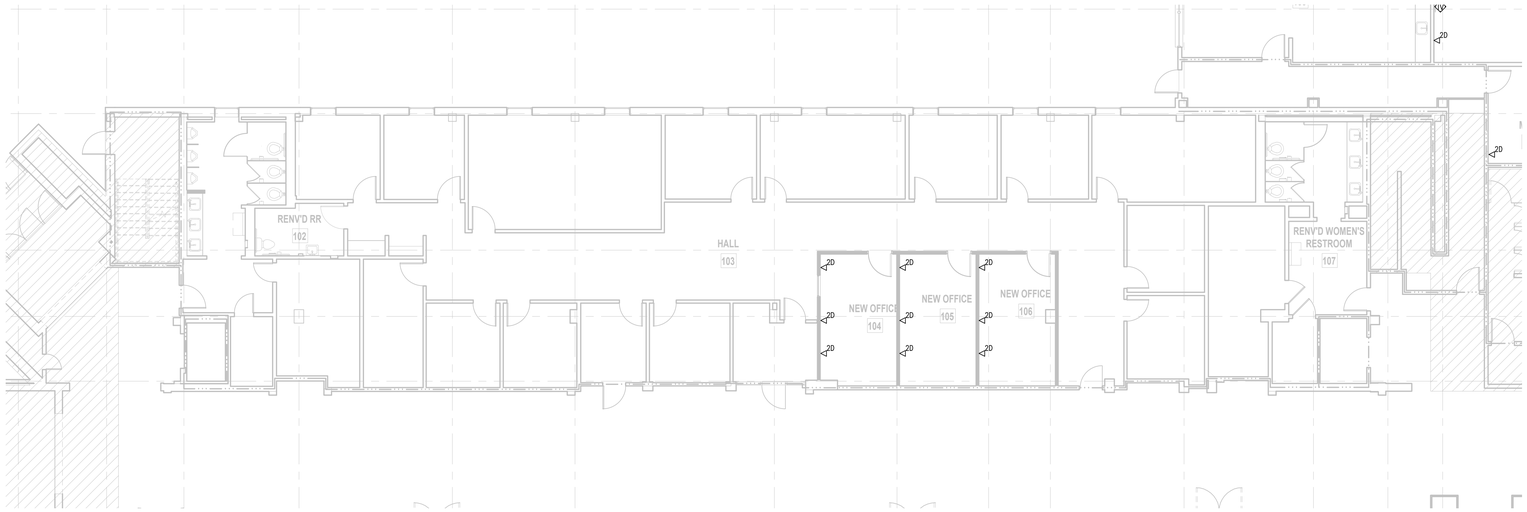

PLAN NORTH

TRUE NORTH

1 ENLARGED PLANS - COMMUNICATIONS
SCALE: 1/8" = 1'-0"

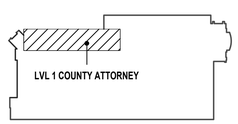

KEY PLAN

DATACOM DESIGN GROUP
voice | data | audio | video | security | acoustics
1005 Slaughter Lane
Austin, Texas 78748
P: (512) 478-6001 F: (512) 478-2777

Who: Joshua Sisto
When: Jul 21, 2020 - 02:37pm
Where: C:\Users\joshua.sisto\Desktop\slaterkin\CAD SUPPORT\Wilco Justice Center\T-102.dwg
This drawing and design is the intellectual property of DataCom Design Group, and its clients.
No alteration or reproduction, electronic or otherwise, may be made without the written permission of DataCom Design Group. This drawing shall not be used for purposes other than as intended for this project. © 2020

REGISTERED COMMUNICATIONS DISTRIBUTION DESIGNER
Bicsi
John Rob Hicks
BICSI ID # 200774
EXPIRES 12-31-22
RCDD

studio | steinbomer
ARCHITECTURE & INTERIORS
1405 S CONGRESS AVE. SUITE B202
AUSTIN, TX 78704
T: 512.479.0022
F: 512.477.4468
www.steinbomer.com

A RENOVATION FOR THE

WILLIAMSON CO. JUSTICE CTR

405 MARTIN LUTHER KING DRIVE,GEORGETOWN, TEXAS. 78626

100% CONSTRUCTION DOCUMENTS

DATE:	02.28.2020
DRAWN:	RC
SCALE:	AS NOTED

No.	Description	Date

ENLARGED PLANS - COMMUNICATIONS

T-109

© 2020 DataCom Design Group.

DocuSign Envelope ID: BD1DD069-6BDB-4467-BAD0-FCE7745DF3ED

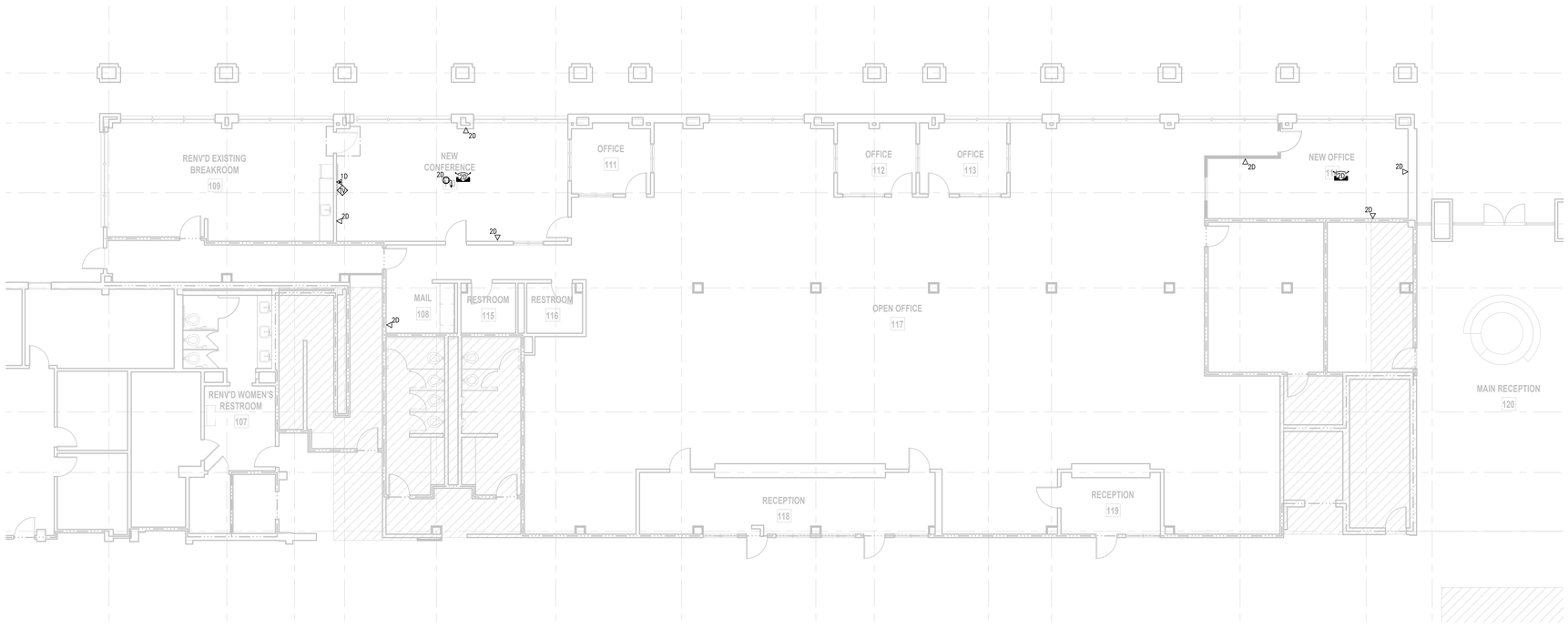

PLAN NORTH

TRUE NORTH

1 ENLARGED PLANS - COMMUNICATIONS
SCALE: 1/8" = 1'-0"

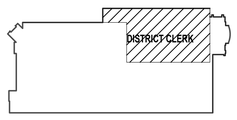

KEY PLAN

A RENOVATION FOR THE
WILLIAMSON CO. JUSTICE CTR
405 MARTIN LUTHER KING DRIVE,GEORGETOWN, TEXAS. 78626

100% CONSTRUCTION DOCUMENTS

DATE:	02.28.2020
DRAWN:	RC
SCALE:	AS NOTED

No.	Description	Date

ENLARGED PLANS - COMMUNICATIONS

T-110

studio steinbomer
ARCHITECTURE & INTERIORS
1400 S CONGRESS AVE. SUITE B202
AUSTIN, TX 78704
T: 512.479.0022
F: 512.477.4688
www.steinbomer.com

REGISTERED COMMUNICATIONS DISTRIBUTION DESIGNER
Bicsi
John Rob Hicks
BICSI ID # 200774
EXPIRES 12-31-22
RCDD

DATACOM DESIGN GROUP
voice | data | audio | video | security | acoustics
AUSTIN
P: (512) 478-6001 F: (512) 478-2771

Who: Joshua Soto
When: Jul 21, 2020 - 02:37pm
Where: C:\Users\joshua.soto\Desktop\CAD SUPPORT\Wilco Justice Center\T-102.dwg
This drawing and design is the intellectual property of DataCom Design Group, and its clients. No entity/person shall make copies and/or modifications to this file without written permission by DataCom Design Group. This drawing shall not be used for purposes other than as intended for this project. © 2020

© 2020 DataCom Design Group.

DocuSign Envelope ID: BD1DD069-6BDB-4467-BAD0-FCE7745DF3ED

GENERAL NOTES:

1.) ROUTE ALL UTP CABLING TO NEAREST TELECOM ROOM.

2.) UTILIZE EXISTING CABLE PATHWAYS WHEN AVAILABLE.

3.) PLACE NEW J-HOOK PATHWAYS AS REQUIRED.

4.) COORDINATE OUTLET MOUNTING HEIGHTS AND FINISHES WITH ARCHITECTURAL ELEVATIONS

KEYED NOTES:

(1) APPROXIMATE LOCATION OF TELECOM ROOM.

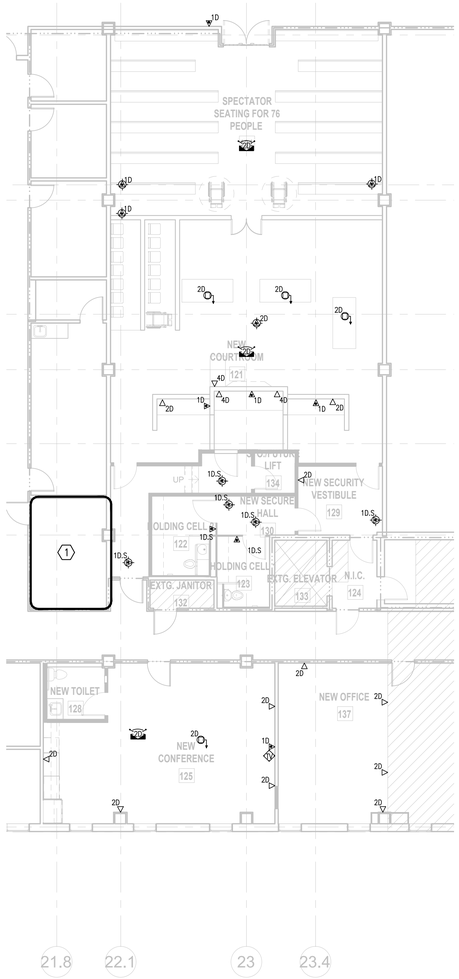

PLAN NORTH

TRUE NORTH

1 ENLARGED PLANS - COMMUNICATIONS
SCALE: 1/8" = 1'-0"

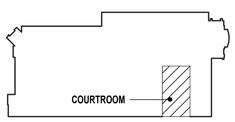

KEY PLAN

REGISTERED COMMUNICATIONS DISTRIBUTION DESIGNER
Bicsi
John Rob Hicks
BICSI ID # 200774
EXPIRES 12-31-22
RCDD
John Rob Hicks

studio steinbomer ARCHITECTURE & INTERIORS
1405 S CONGRESS AVE. SUITE B202
AUSTIN, TX 78704
T: 512.479.0022
F: 512.477.4468
www.steinbomer.com

A RENOVATION FOR THE
WILLIAMSON CO. JUSTICE CTR
405 MARTIN LUTHER KING DRIVE,GEORGETOWN, TEXAS. 78626

100% CONSTRUCTION DOCUMENTS

DATE:	02.28.2020
DRAWN:	RC
SCALE:	AS NOTED

No.	Description	Date

ENLARGED PLANS - COMMUNICATIONS

T-111

© 2020 DataCom Design Group.

DATACOM DESIGN GROUP
voice | data | audio | video | security | acoustics
1005 W. 7th St.
P: (512) 478-6001 F: (512) 478-2277

Who: Joshua Sisto
When: Jul 21, 2020 - 02:37pm
Where: C:\Revit Projects\2020\Breaker\CAD SUPPORT\Wilco Justice Center\T-102.dwg
This drawing and design is the intellectual property of DataCom Design Group, and its clients.
No alteration or reproduction may be made without the written permission of DataCom Design Group.
Any unauthorized use or modification of this drawing shall be at the user's sole risk and without liability to DataCom Design Group. This drawing shall not be used for purposes other than as intended for this project. © 2020

DocuSign Envelope ID: BD1DD069-6BDB-4467-BAD0-FCE7745DF3ED

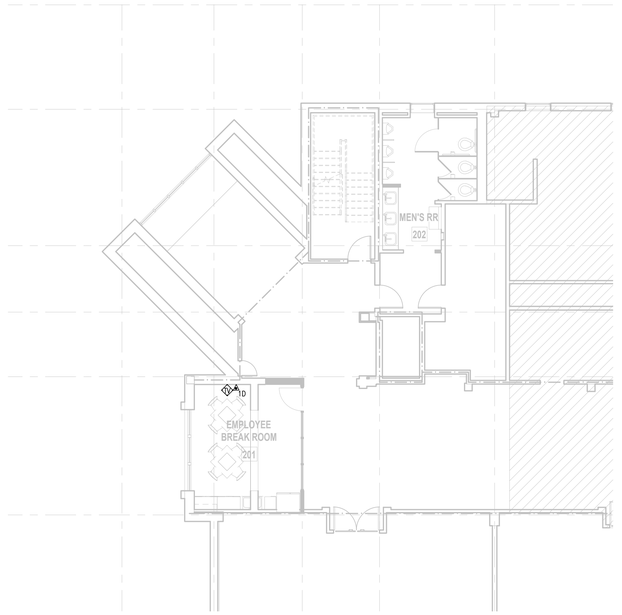

PLAN NORTH
TRUE NORTH

2 LEVEL 2 - DISTRICT ATTORNEY SOUTH NEW CONSTRUCTION - COMMUNICATIONS
SCALE: 1/8" = 1'-0"

PLAN NORTH
TRUE NORTH

1 LEVEL 2 - DISTRICT ATTORNEY NORTH NEW CONSTRUCTION - COMMUNICATIONS
SCALE: 1/8" = 1'-0"

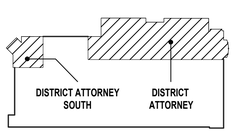

KEY
PLAN

REGISTERED COMMUNICATIONS DISTRIBUTION DESIGNER
Bicsi
John Rob Hicks
BICSI ID # 200774
EXPIRES 12-31-22
RCDD

studio | steinbomer
ARCHITECTURE & INTERIORS
1400 S CONGRESS AVE. SUITE B202
AUSTIN, TX 78704
T: 512.479.0022
F: 512.477.4668
www.steinbomer.com

A RENOVATION FOR THE
WILLIAMSON CO. JUSTICE CTR
405 MARTIN LUTHER KING DRIVE, GEORGETOWN, TEXAS. 78626

100%
CONSTRUCTION
DOCUMENTS

DATE:	02.28.2020
DRAWN:	RC
SCALE:	AS NOTED

No.	Description	Date

ENLARGED PLANS -
COMMUNICATIONS

T-112

© 2020 DataCom Design Group.

DATACOM
DESIGN GROUP
voice | data | audio | video | security | acoustics
AUSTIN
P: (512) 478-6001 F: (512) 478-2771

Who: Joshua Soto
When: Jul 21, 2020 - 02:37pm
Where: C:\Users\joshua.soto\Desktop\CAD SUPPORT\Wilco Justice Center\T-103.dwg
This drawing and design is the intellectual property of DataCom Design Group, and its clients.
No entity/person shall make copies and/or modifications to this file without written permission by DataCom Design Group. This drawing shall not be used for purposes other than as intended for this project. © 2020

DocuSign Envelope ID: BD1DD069-6BDB-4467-BAD0-FCE7745DF3ED

1 NOT USED
Not to Scale

2 NOT USED
Not to Scale

GENERAL NOTES:

1.) REFER TO ARCHITECTURAL REFLECTED CEILING PLANS FOR LOCATION/AREAS WITH EXTENDED OR RAISED CEILINGS WHICH REQUIRE THIS CONDITION TO BE EMPLOYED.

KEYED NOTES:

1. INSULATED BUSHING.
2. DECK.
3. 1¼"ø (MIN.) EMPTY CONDUIT WITH PULL STRING.
4. BACK BOX AS INDICATED ON SYMBOL SCHEDULE. (TYP)
5. WALL
6. ACCESSIBLE CEILING.
7. J-HOOK CABLE SUPPORT.
8. COMMUNICATION CABLES.

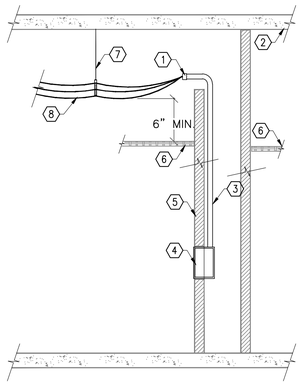

2 COMMUNICATIONS OUTLET DETAIL
Not to Scale

4 NOT USED
Not to Scale

GENERAL NOTES:

1.) SLEEVES ARE NOT REQUIRED TO HAVE MAXCELL FLEXIBLE TEXTILE INNERDUCT.

KEYED NOTES:

1. CONDUIT.
2. BUSHING.
3. CONDUIT SPILLWAY.

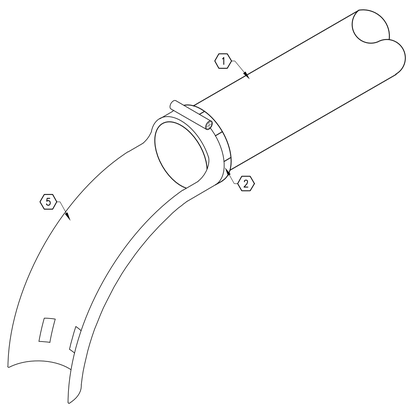

5 CONDUIT DROPOUT
Not to Scale

KEYED NOTES:

1. INSTALL 1¼"ø CONDUIT FROM BOX TO CABLE TRAY (CFCI).
2. STAINLESS STEEL FACEPLATE (CFCI).
3. CEILING GRID/LAY IN CEILING.
4. HORIZONTAL SURFACE MOUNTED WIRELESS ANTENNA BY OWNER (OFOI).
5. COORDINATE PLENUM RATED PATCH CORD LENGTH WITH OWNER (OFOI).

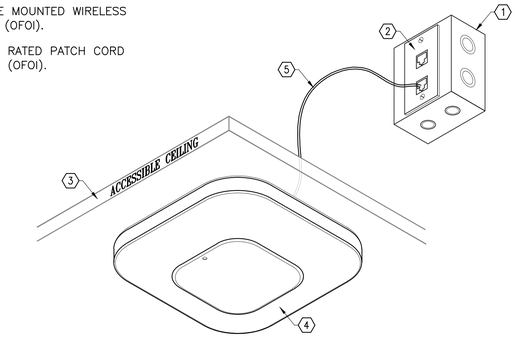

6 OMNI DIRECTIONAL WIRELESS ANTENNA DETAIL
Not to Scale

7 NOT USED
Not to Scale

GENERAL NOTES:

1.) ROTATE FACE PLATE 90° CLOCKWISE FOR HORIZONTAL CONFIGURATION.

2.) PLASTIC FACE PLATE SHALL BE USED IN ALL SURFACE MOUNT, OVERHEAD, AND LAB TABLE RACEWAY OUTLETS. COORDINATE COLOR W/ARCHITECT.

3.) FACE PLATE PLASTIC-COORDINATE COLOR W/OWNER

4.) ALL COMMUNICATIONS OUTLETS, TERMINATIONS BLOCKS AND PASSIVE CONNECTION DEVICES SHALL BE CONFIGURED TO TIA/EIA T568B WIRING STANDARDS.

CONNECTOR PIN ASSIGNMENTS	
8 PIN MODULE JACK PIN No.	DATA CONNECTION COLOR CODE
1	WHITE/ORANGE
2	ORANGE
3	WHITE/GREEN
4	BLUE
5	WHITE/BLUE
6	GREEN
7	WHITE/BROWN
8	BROWN

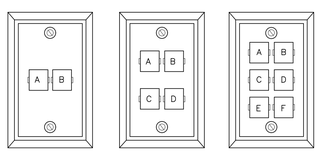

2-HOLE 4-HOLE 6-HOLE

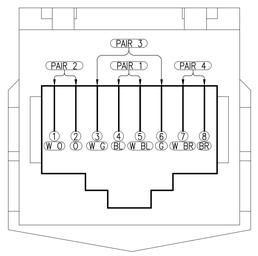

JACK POSITIONS

8 T568B CONNECTOR WIRING DETAIL
Not to Scale

KEYED NOTES:

1. RECESSED DOUBLE GANG BOX (4½"X4½"X2⅜") WITH SINGLE GANG REDUCTION PLATE. (BY DIV 26)
2. 1¼"ø CONDUIT WITH 200 LBS ¼" POLYLINE PULL STRING. (BY DIV 26)
3. END OF CONDUIT DEBURRED AND FITTED WITH PROTECTIVE GROMMET. (BY DIV 26)
4. STRUCTURED CABLING, OUTLETS, COVER PLATES, AND JACKS SUPPLIED AND INSTALLED BY COMMUNICATION CONTRACTOR. COORDINATE COVERPLATES COLOR WITH ARCHITECT.
5. PROVIDE RJ-45 JACK FOR EACH CABLE.
6. FILL UNUSED POSITIONS WITH BLANKS.
7. COORDINATE EXACT MOUNTING HEIGHT AND DISTANCE WITH ARCHITECT/GC.
8. REFER TO ELECTRICAL DRAWINGS AND SPECIFICATIONS FOR BOX, FACEPLATE, AND CONDUIT REQUIREMENTS.

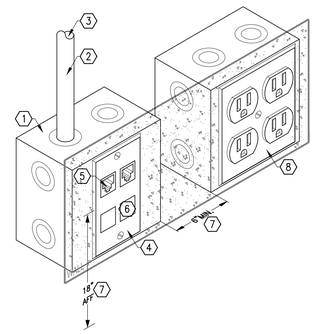

9 POWER AND DATA OUTLET DETAIL
Not to Scale

DATACOM DESIGN GROUP
voice | data | audio | video | security | acoustics
2435 Kramer Lane, Austin, Texas 78758
P: (512) 478-5051 F: (512) 478-2771

Who: Joshua Soto
When: Jul 21, 2020 - 02:37pm
Where: C:\Revit Local Models\Backup\CAD SUPPORT\Wilco Justice Center\T-401.dwg
This drawing and design is the intellectual property of DataCom Design Group, and its clients. Reproduction or publication of this drawing, design, or concept in whole or in part without the written permission of DataCom Design Group. This drawing shall not be used for purposes other than as intended for this project. © 2020

steinbomer
ARCHITECTURE | INTERIORS
studio
1400 S CONGRESS AVE. SUITE B202
AUSTIN, TX 78704
T: 512.479.0022
F: 512.477.4468
www.steinbomer.com

A RENOVATION FOR THE
WILLIAMSON CO. JUSTICE CTR
405 MARTIN LUTHER KING DRIVE, GEORGETOWN, TEXAS. 78626

100%
CONSTRUCTION
DOCUMENTS

DATE: 02.28.2020
DRAWN: RC
SCALE: AS NOTED

No.	Description	Date

GENERAL DETAILS - COMMUNICATIONS

T-401

© 2020 DataCom Design Group.

DocuSign Envelope ID: BD1DD069-6BDB-4467-BAD0-FCE7745DF3ED

SECURITY BLOCK DIAGRAM

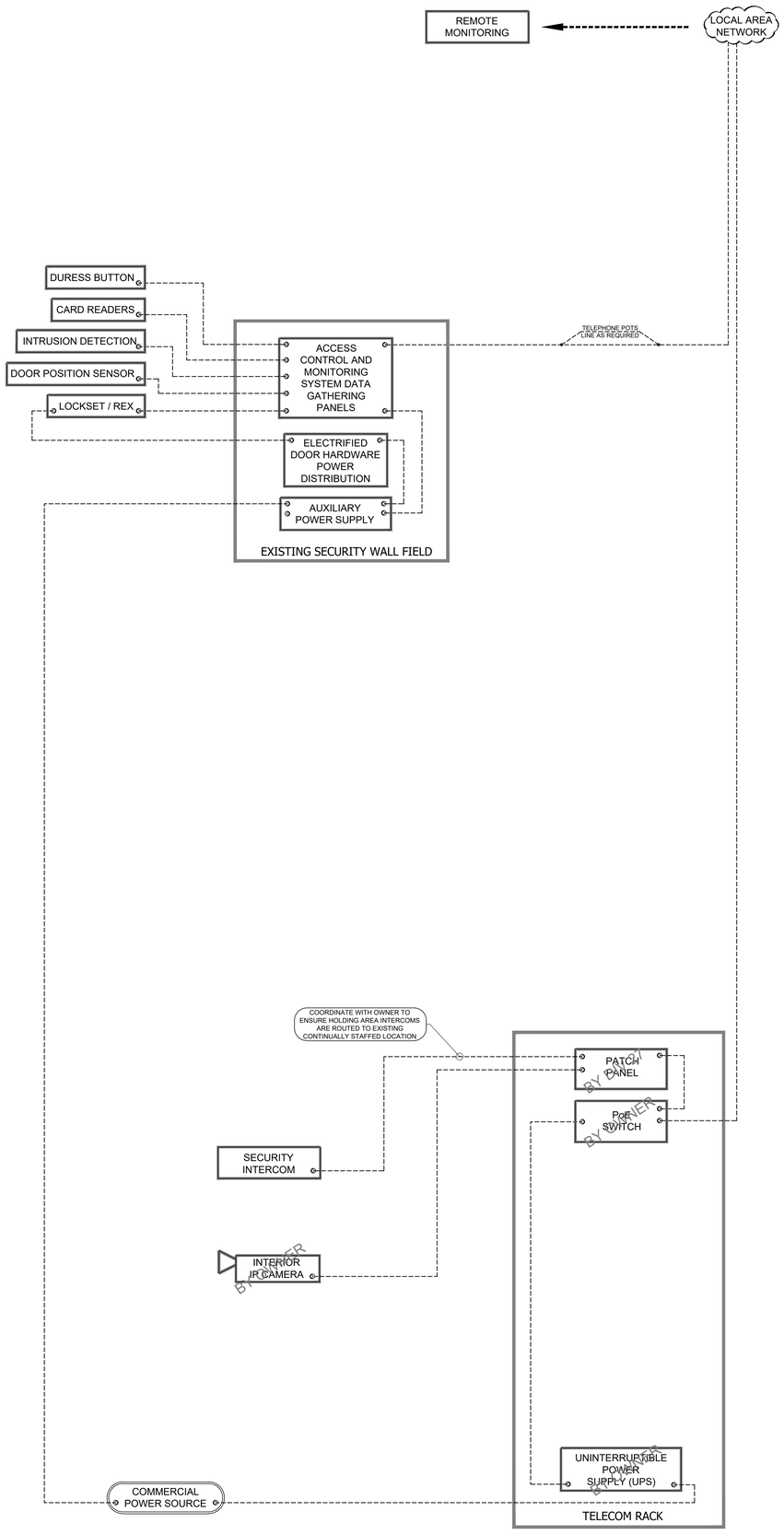

SECURITY NOTES

GENERAL CONTRACTOR NOTES:

1.) THE GENERAL CONTRACTOR IS RESPONSIBLE TO ENSURE THAT ALL DIVISIONS AND TRADES ARE AWARE OF WORK REQUIRED TO SUPPORT THE INSTALLATION OF RELATED SYSTEMS AND SUB-SYSTEMS. CONTRACTORS ARE RESPONSIBLE TO REVIEW ALL RELATED SPECIFICATIONS AND DRAWINGS.

2.) THE GENERAL CONTRACTOR SHALL CORRECT ANY EXISTING NON-COMPLAINT CONDITIONS WITHIN SCOPE AREAS.

3.) ALL WORK WITHIN SCOPE AREAS SHALL BE COMPLIANT WITH STATE JAIL STANDARDS.

SECURITY NOTES:

1.) THE SECURITY INTEGRATOR (SUBCONTRACTOR) SHALL REVIEW ALL CONSTRUCTION DOCUMENTS FOR RELATED SECTIONS, WHICH MAKE UP THE CONTRACT DOCUMENTS AND SHALL COORDINATE ALL ELECTRONIC SECURITY WORK ON THE ELECTRONIC SECURITY PLANS WITH ANY ELECTRONIC SECURITY SECTIONS OF RELATED DRAWINGS AND SPECIFICATIONS.

A.) ELECTRONIC SECURITY REQUIREMENTS FOR THE PROJECT ARE THE RESPONSIBILITY OF THE SECURITY INTEGRATOR (SUBCONTRACTOR) UNLESS OTHERWISE NOTED. COORDINATE WITH ALL TRADES THAT APPLY. REFER TO MEP AND COMMUNICATIONS SHEETS FOR ADDITIONAL CABLING REQUIREMENTS.

2.) ALL COMPONENTS AND DEVICES SHOWN ON THESE DRAWINGS ARE FOR APPROXIMATE LOCATION AND POSITIONING ONLY. VERIFY EXACT LOCATIONS WITH THE OWNER OR G.C. PRIOR TO INSTALLATION.

3.) ALL PRIMARY SECURITY WIRING PATHWAYS OUTSIDE OF SECURITY ROOMS SHALL BE BY ELECTRICAL CONTRACTOR. ALL CONDUIT RUNS SHALL BE FROM THE INSTALLED SECURITY DEVICE LOCATION TO THE NEAREST ACCESSIBLE CEILING SPACE.

4.) CONTRACTOR SHALL COORDINATE WITH TELECOMMUNICATIONS CONTRACTOR AND CONSULT THE TELECOMMUNICATIONS DRAWINGS. INSTALL J-HOOKS AS REQUIRED TO SUPPORT SECURITY CABLING.

5.) PROVIDE ALL NECESSARY MEANS TO PROTECT ALL SECURITY CABLING AND CONNECTORS FROM MECHANICAL DAMAGE, DUST AND DIRT DURING CONSTRUCTION.

6.) FIRE PANEL CONNECTIVITY AND PROGRAMMING BY FIRE ALARM CONTRACTOR.

7.) SECURITY INTEGRATOR SHALL COORDINATE ANY INSTALLATION IN TELECOM ROOMS WITH OWNER IT DEPARTMENT.

8.) THE SECURITY INTEGRATOR SHALL CORRECT ANY EXISTING NON-COMPLAINT CONDITIONS WITHIN SCOPE AREAS.

9.) SHIELDED AND SCREENED CABLES SHALL HAVE THEIR SHIELD'S GROUNDED PER MANUFACTURER'S INSTRUCTION. WHEN SHIELD GROUNDS ARE REQUIRED AT ONE END ONLY, THEY SHALL BE GROUNDED AT THE DGP (MASTER PANEL WHEN REMOTE PANELS ARE USED), WITH THE OTHER END OF THE CABLE, INSULATED TO PREVENT SHIELD GROUNDING.

9.) ALL METALLIC DATA, SIGNALING AND POWER CONDUCTORS FOR ROOF, FENCE AND POLE/TOWER MOUNTED DEVICES/SENSORS SHALL HAVE SURGE SUPPRESSORS WITH MANUFACTURER RECOMMENDED GROUNDING AT BOTH THE DEVICE AND TERMINATION ENDS.

10.) ALL POWER SUPPLIES NOT FED FROM A UPS SHALL HAVE EXTERNAL SURGE SUPPRESSORS WITH MANUFACTURER RECOMMENDED GROUNDING.

ELECTRICAL CONTRACTOR NOTES:

1.) ELECTRICAL CONTRACTOR IS RESPONSIBLE TO PROVIDE THE FOLLOWING FOR SECURITY INFRASTRUCTURE: CONDUIT, SLEEVES, WALL, AND FLOOR BOXES. REFER TO ELECTRICAL AND TELECOMMUNICATIONS DRAWINGS.

A.) PROVIDE AND INSTALL WALL MOUNTED ¾" FIRE RETARDANT PLYWOOD FOR ALL SECURITY PANEL LOCATIONS. APPLY WHITE OR LIGHT COLORED PAINT TO ALL SIDES OF PLYWOOD PRIOR TO INSTALLATION. (BY ELECTRICAL CONTRACTOR, OR AS DESIGNATED BY C.M.)

B.) REFER TO ARCHITECTURAL DRAWINGS TO COORDINATE WALL AND CABINETRY BOX LOCATIONS.

C.) ALL BOXES INSTALLED FOR SECURITY SHALL HAVE CONDUITS INSTALLED FROM BACK BOX TO NEAREST ACCESSIBLE CEILING SPACE AT A POINT THAT ALLOWS ADEQUATE VERTICAL WORK ROOM.

2.) CONTRACTOR SHALL PROVIDE RACEWAY INSTALLATION IN A MANNER THAT WILL PROTECT ALL SECURITY CABLING FROM MECHANICAL DAMAGE. INSTALL CONDUITS FOR SECURITY WITH LONG RADIUS BENDS AND BUSHED ENDS.

3.) PROVIDE DEDICATED RECEPTACLE CIRCUITS LOCATED ON OR NEAR EACH EQUIPMENT RACK LOCATED IN THE SECURITY ROOMS. SEE DRAWINGS FOR EXACT LOCATIONS.

4.) CONTRACTOR SHALL INSTALL A TIED OFF NYLON PULL STRING IN ALL CONDUITS.

5.) THE ELECTRICAL CONTRACTOR SHALL CORRECT ANY EXISTING NON-COMPLAINT CONDITIONS WITHIN SCOPE AREAS.

6.) IDENTIFICATION:

A.) SPRAY ALL BOXES AND CONDUIT FOR SECURITY WITH A DISTINCTIVE COLOR FOR EASY IDENTIFICATION. COLOR SHALL BE DIFFERENT FROM OTHER TRADES.

LEGEND

- HID R-40/15 iCLASS SE CARD READER. RE-USE EXISTING COMPONENTS AS APPLICABLE
- DOOR POSITION SENSOR. RE-USE EXISTING COMPONENTS AS APPLICABLE
- REQUEST TO EXIT. (REX) (BY DIV 08)
- DOOR/OPENING CALLOUT. REFER TO DESIGNATED DETAIL.
- OWNER FURNISHED, OWNER INSTALLED INTERIOR DOME CAMERA. CAMERAS WITHIN HOLDING CELLS SHALL INCLUDE ELECTRONIC MASKING.
- SECURITY INTERCOM. INTERCOMS SHALL TIE TO EXISTING CISCO CALL MANAGER SYSTEM. PROVIDE DETENTION GRADE FASTENERS.
- CONCEALED PERSONNEL DURESS BUTTON.

ABBREVIATIONS

AC:	ACCESS CONTROL
APS:	ACCESS CONTROL SYSTEM POWER SUPPLY
CCTV:	CLOSED CIRCUIT TELEVISION
CPS:	CAMERA POWER SUPPLY
CPU:	CENTRAL PROCESSING UNIT
CR:	CARD READER
DGP:	DATA GATHERING PANEL
DVR:	DIGITAL VIDEO RECORDER
DIV 01:	GENERAL REQUIREMENTS
DIV 08:	OPENINGS
DIV 26:	ELECTRICAL
DIV 27:	COMMUNICATIONS
DP:	DOOR POSITION SENSOR
FOV:	FIELD OF VIEW – CAMERA PICTURE
ID:	INTRUSION DETECTION
KVM:	KEYBOARD-VIDEO-MOUSE SWITCH
KP:	INTRUSION DETECTION KEYPAD
LPS:	LOCK POWER SUPPLY
MD:	MOTION DETECTOR
MP:	MEGAPIXEL – CAMERA RESOLUTION
NVR:	NETWORK VIDEO RECORDER
OFCI:	OWNER FURNISHED, CONTRACTOR INSTALLED
OFOI:	OWNER FURNISHED, OWNER INSTALLED
PoE:	POWER OVER ETHERNET
PP:	TELECOMMUNICATIONS PATCH PANEL
TR:	TELECOMMUNICATIONS ROOM
TCP/IP:	TRANSFER CONTROL/INTERNET PROTOCOL
UPS:	UNINTERRUPTIBLE POWER SUPPLY
UTP:	UNSHIELDED TWISTED PAIR
VMS:	VIDEO MANAGEMENT SYSTEM

DRAWING LIST

SC-001	LEGEND AND NOTES – SECURITY
SC-111	ENLARGED PLANS – SECURITY
SC-112	ENLARGED PLANS – SECURITY
SC-401	GENERAL DETAILS – SECURITY

DATACOM DESIGN GROUP
voice | data | audio | video | security | acoustics
7373 Broadway, Suite 300, San Antonio, Texas 78209
P: (512) 478-6001 F: (512) 478-2771

Who: Joshua Soto
When: Jul 21, 2020 - 02:35pm
Where: C:\Users\joshua.soto\Desktop\CAD SUPPORT\Wilco Justice Center\SC-001.dwg
This drawing and design is the intellectual property of DataCom Design Group, and its clients. Non-exclusive reuse rights are granted to clients for projects for which DataCom Design Group is employed. Any other use, reuse, or modification without the written permission of DataCom Design Group. This drawing shall not be used for purposes other than as intended for this project. © 2020

BICSI REGISTERED COMMUNICATIONS DISTRIBUTION DESIGNER
Bicsi
Sean Doyle
BICSI ID # 163919
EXPIRES 12-31-22
RCDD

studio steinbomer ARCHITECTURE & INTERIORS
1405 S CONGRESS AVE. SUITE B202
AUSTIN, TX 78704
T: 512.479.0022
F: 512.477.4468
www.steinbomer.com

A RENOVATION FOR THE

WILLIAMSON CO. JUSTICE CTR

405 MARTIN LUTHER KING DRIVE,GEORGETOWN, TEXAS. 78626

100% CONSTRUCTION DOCUMENTS

DATE:	02.28.2020
DRAWN:	RC
SCALE:	AS NOTED

No.	Description	Date

LEGEND AND NOTES - SECURITY

SC-001

© 2020 DataCom Design Group.

DocuSign Envelope ID: BD1DD069-6BDB-4467-BAD0-FCE7745DF3ED

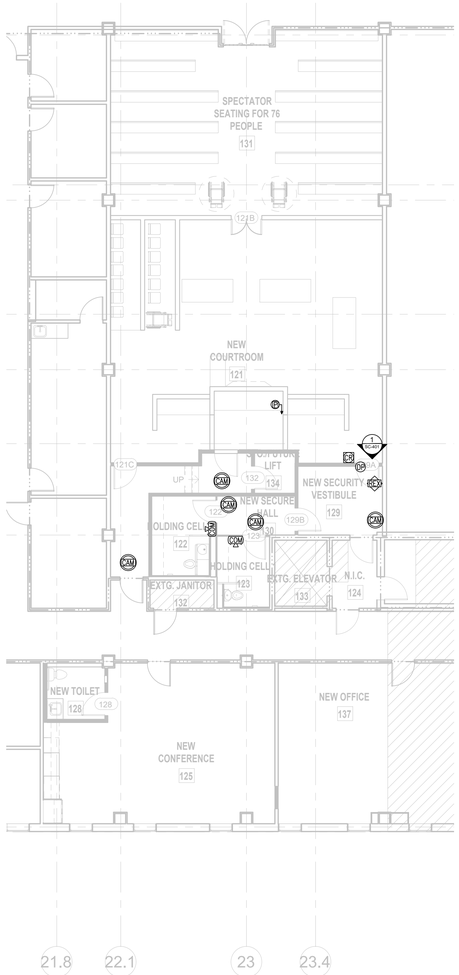

PLAN NORTH

TRUE NORTH

1 ENLARGED PLANS - SECURITY
SCALE: 1/8" = 1'-0"

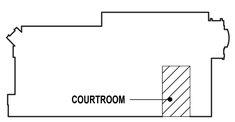

KEY PLAN

studio steinbomer
ARCHITECTURE & INTERIORS
1400 S CONGRESS AVE. SUITE B202
AUSTIN, TX 78704
T: 512.479.0022
F: 512.477.4688
www.steinbomer.com

A RENOVATION FOR THE

WILLIAMSON CO. JUSTICE CTR

405 MARTIN LUTHER KING DRIVE,GEORGETOWN, TEXAS. 78626

100% CONSTRUCTION DOCUMENTS

DATE:	02.28.2020
DRAWN:	RC
SCALE:	AS NOTED

No.	Description	Date

ENLARGED PLANS - SECURITY

SC-111

© 2020 DataCom Design Group.

DATACOM DESIGN GROUP
voice | data | audio | video | security | acoustics
Wilson, Jeffrey Scott
P: (512) 478-6001 F: (512) 478-2771

Who: Joshua Soto
When: Jul 21, 2020 - 02:35pm
Where: C:\Users\joshua.soto\Desktop\CAD SUPPORT\Wilson Justice Center\SC-102.dwg
This drawing and design is the intellectual property of DataCom Design Group, and its clients.
No entity/person shall make copies and/or modifications to this file without written permission by DataCom Design Group. This drawing shall not be used for purposes other than as intended for this project. © 2020

DocuSign Envelope ID: BD1DD069-6BDB-4467-BAD0-FCE7745DF3ED

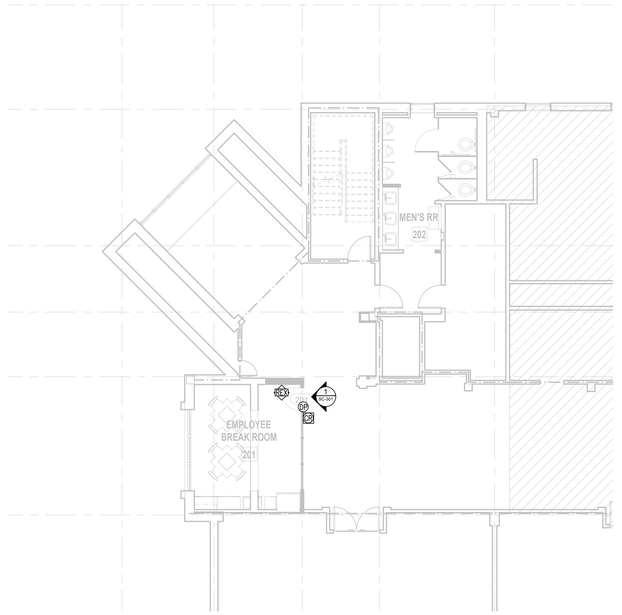

PLAN NORTH / TRUE NORTH

2 LEVEL 2 - DISTRICT ATTORNEY SOUTH NEW CONSTRUCTION - SECURITY
SCALE: 1/8" = 1'-0"

PLAN NORTH / TRUE NORTH

1 LEVEL 2 - DISTRICT ATTORNEY NORTH NEW CONSTRUCTION - SECURITY
SCALE: 1/8" = 1'-0"

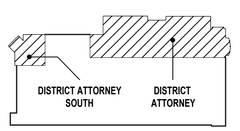

KEY PLAN

DATACOM DESIGN GROUP
voice | data | audio | video | security | acoustics
1400 Centre Pkwy, Suite 202 Round Rock, Texas 78664
P: (512) 478-6001 F: (512) 478-2771

Who: Joshua Soto
When: Jul 21, 2020 - 02:36pm
Where: C:\Users\joshua.soto\Documents\Revit\central\CAD SUPPORT\Wilco Justice Center\SC-103.dwg
This drawing and design is the intellectual property of DataCom Design Group, and its clients.
No alteration or addition to this drawing shall be made without the written permission of DataCom Design Group. This drawing shall not be used for purposes other than as intended for this project. © 2020

REGISTERED COMMUNICATIONS DISTRIBUTION DESIGNER
Bicsi
Sean Doyle
BICSI ID # 163919
EXPIRES 12-31-22
RCDD

studio steinbomer
ARCHITECTURE & INTERIORS
1400 S. CONGRESS AVE. SUITE B202
AUSTIN, TX 78704
T: 512.479.4022
F: 512.477.4468
www.steinbomer.com

A RENOVATION FOR THE WILLIAMSON CO. JUSTICE CTR
405 MARTIN LUTHER KING DRIVE, GEORGETOWN, TEXAS. 78626

100% CONSTRUCTION DOCUMENTS

DATE:	02.28.2020
DRAWN:	RC
SCALE:	AS NOTED

No.	Description	Date

ENLARGED PLANS - SECURITY

SC-112

© 2020 DataCom Design Group.

DocuSign Envelope ID: BD1DD069-6BDB-4467-BAD0-FCE7745DF3ED

KEYED NOTES:

1. ¾"ø CONDUIT TO ACCESSIBLE CEILING FOR PATHWAY AND WIRING TO SECURITY CONTROL LOCATION. (BY DIV 26)
2. CONCEALED 6" X 8" X 4" COVERED JUNCTION BOX LOCATED NEAR DOOR ABOVE CEILING ACCESSIBLE TO SECURE SIDE. (BY DIV 26)
3. CONCEALED DOOR POSITION SENSOR. PROVIDE ¾"ø CONDUIT AND REQUIRED FRAME AND PATHWAY PREPARATION.
4. POWER TRANSFER FOR WIRE ROUTING TO J-BOX. (BY DIV 08)
5. PROVIDE ¾"ø CONDUIT, REQUIRED FRAME, AND PATHWAY PREPARATION FOR WIREWAY THROUGH DOOR.
6. ELECTRIFIED LOCKSET WITH INTEGRAL REX SWITCH. (BY DIV 08)
7. SINGLE GANG JUNCTION BOX AND ¾"ø CONDUIT FOR CARD READER. (BY DIV 26)
8. MOUNT CARD READER ON UNSECURE SIDE 42" AFF AND 6" OPTIMUM FROM DOOR.
9. COORDINATE WITH DIVISION 08 DOOR AND HARDWARE SPECIFICATIONS/DRAWINGS.

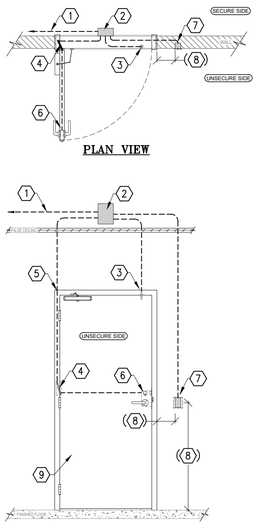

1 SINGLE ELEC. LOCK CARD READER DOOR
SCALE: Not to Scale

2 NOT USED - SECURITY
SCALE: Not to Scale

KEYED NOTES:

1. ¾"ø CONDUIT C/W POLYLINE PULL STRING.
2. TO SECURITY FIELD PANELS.
3. CONCEALED 6" X 8" X 4" COVERED JUNCTION BOX.
4. CONCEALED DOOR POSITION SENSOR.
5. POWER TRANSFER.
6. ELECTRIFIED LOCKSET WITH INTEGRAL REX SWITCH.
7. RECESSED SINGLE GANG BACK BOX.
8. CARD READER.

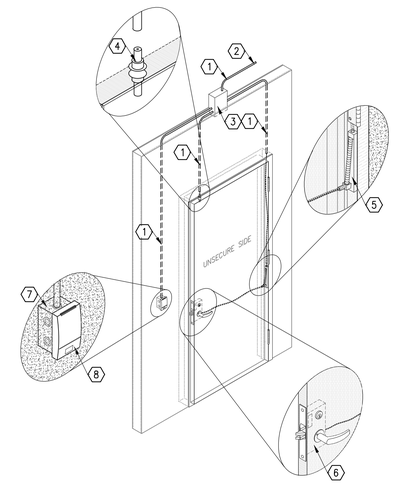

3 TYPICAL INTERIOR CARD READER DOOR
SCALE: Not to Scale

KEYED NOTES:

1. CONCEALED 6" X 8" X 4" COVERED JUNCTION BOX LOCATED NEAR DOOR ABOVE CEILING ACCESSIBLE TO SECURE SIDE. (BY DIV 26)
2. ¾"ø CONDUIT C/W PULL STRING. (BY DIV 26)
3. MAXIMUM OF 2" GAP WITH CLEAR WIRING PATH TO SWITCH.
4. 6" OPTIMAL FROM OUTSIDE EDGE OF HEADER.
5. DOOR. (BY DIV 08)
6. DOOR FRAME. (BY DIV 01 & 08)
7. DOOR POSITION SWITCH (1"ø) WITH DPDT CONTACTS.
8. DOOR MOUNTED MAGNET (1"ø).

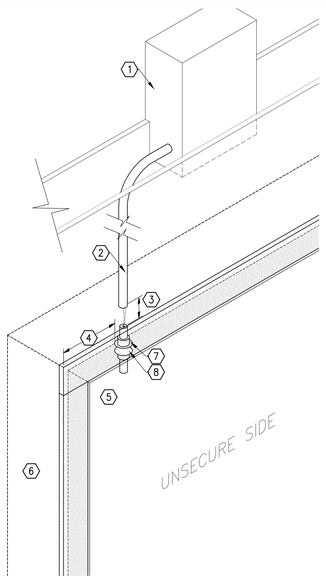

4 MONITORED DOOR POSITION SENSOR (DPS)
SCALE: Not to Scale

KEYED NOTES:

1. DOUBLE GANG BACK BOX.
2. ¾"ø CONDUIT C/W POLYLINE PULL STRING TO ACCESSIBLE CEILING SPACE FOR DATA CONNECTIVITY. (BY DIV 26)
3. COORDINATE EXACT MOUNTING HEIGHT WITH ARCHITECT/GC.
4. PANEL FOR FLUSH MOUNTED EMERGENCY PHONE.
5. PROVIDE DETENTION GRADE FASTENERS.

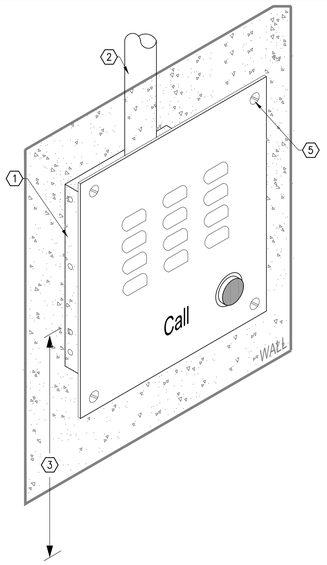

5 SECURITY INTERCOM (SCM)
SCALE: Not to Scale

KEYED NOTES:

1. RECESSED SINGLE GANG BACK BOX.
2. ¾"ø CONDUIT C/W PULL STRING TO ACCESSIBLE CEILING SPACE. (BY DIV 26)
3. COORDINATE EXACT MOUNTING HEIGHT WITH ARCHITECT/GC.
4. DOOR MULLION.
5. COORDINATE WIRE ROUTING WITH DIV 08.

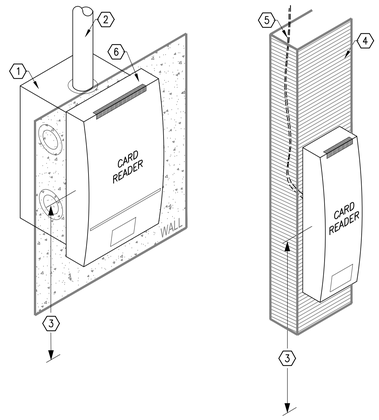

6 TYPICAL CARD READER DETAIL (CR)
SCALE: Not to Scale

KEYED NOTES:

1. HOMERUN BACK TO NEAREST TELECOM ROOM. (BY DIV 27)
2. UTP CABLE. PROVIDE A 10' SERVICE LOOP IN ACCESSIBLE CEILING SPACE NEAR IP CAMERA. (BY DIV 27)
3. FREE FLOATING BISCUIT WITH RJ-45 JACK. PLACE IN SUCH A MANNER AS TO MAXIMIZE PROTECTION FROM INCIDENTAL CONTACT AFTER INSTALLATION. (BY DIV 27)
4. PATCH CABLES MUST BE FACTORY MADE.
5. CAMERA BY OWNER.
6. SCHEDULED CEILING.

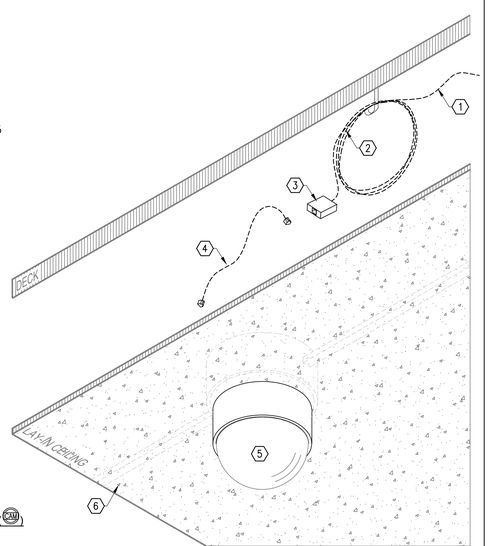

7 CEILING MOUNTED IP CAMERA DETAIL (CIW)
SCALE: Not to Scale

KEYED NOTES:

1. ¾" FIRE RETARDANT PLYWOOD PAINTED FLAT WHITE. (COORDINATED BY GENERAL CONTRACTOR)
2. WIREWAY. (AS REQUIRED)
3. LOCK POWER SUPPLY WITH TAMPER SWITCH.
4. SECURITY DEVICE DATA GATHERING PANELS (DGP) WITH TAMPER SWITCH.
5. SECURITY DEVICE POWER SUPPLY WITH TAMPER SWITCH.
6. EACH PANEL REQUIRES A DEDICATED 120VAC CIRCUIT WITH DEDICATED GROUND ON 24 HOUR EMERGENCY POWER. (BY DIV 26)
7. EACH DGP REQUIRES ONE VOICE AND ONE DATA CIRCUIT. (BY DIV 27)
8. FIRE ALARM INTERFACE.

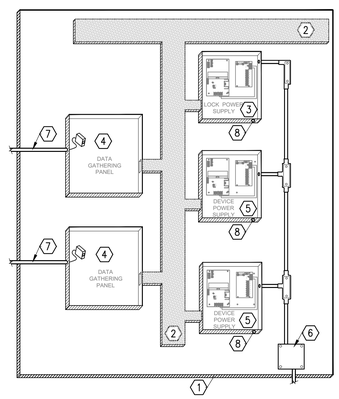

8 TYPICAL SECURITY WALL FIELD (EXISTING)
SCALE: Not to Scale

KEYED NOTES:

1. RELAY RACK. (BY DIV 27)
2. VERTICAL WIRE MANAGEMENT. (BY DIV 27)
3. HORIZONTAL WIRE MANAGEMENT. (BY DIV 27)
4. PATCH PANEL. (PATCH PANEL AND CABLE TERMINATION BY DIV 27)
5. PoE SWITCH BY OWNER.
6. UPS BY OWNER

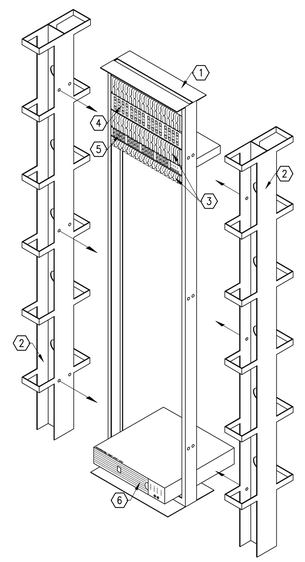

9 TYPICAL IDF TELECOM RACK
SCALE: Not to Scale

DATACOM DESIGN GROUP
voice | data | audio | video | security | pacadvice
www.datacomdesigngroup.com
P: (512) 478-6001 F: (512) 478-2777

Who: Joshua Soto
When: Jul 21, 2020 - 02:36pm
Where: C:\Revit Projects\Williamson County\Revit Tasks\CAD SUPPORT\Wilco Justice Center\SC-401.dwg
This drawing and design is the intellectual property of DataCom Design Group, and its clients. It is not to be used in whole or in part, for any project other than the one for which it was prepared by DataCom Design Group. This drawing shall not be used for purposes other than as intended for this project. © 2020

RECISTERED COMMUNICATIONS DISTRIBUTION DESIGNER
Bicsi
Sean Doyle
BICSI ID # 163919
EXPIRES 12-31-22
RCDD

studio steinbomer
ARCHITECTURE & INTERIORS
1405 S CONGRESS AVE. SUITE B202
AUSTIN, TX 78704
T: 512.479.0022
F: 512.477.4468
www.steinbomer.com

A RENOVATION FOR THE
WILLIAMSON CO. JUSTICE CTR
405 MARTIN LUTHER KING DRIVE,GEORGETOWN, TEXAS. 78626

100% CONSTRUCTION DOCUMENTS

DATE:	02.28.2020
DRAWN:	RC
SCALE:	AS NOTED

No.	Description	Date

GENERAL DETAILS - SECURITY

SC-401

© 2020 DataCom Design Group.

DocuSign Envelope ID: BD1DD069-6BDB-4467-BAD0-FCE7745DF3ED

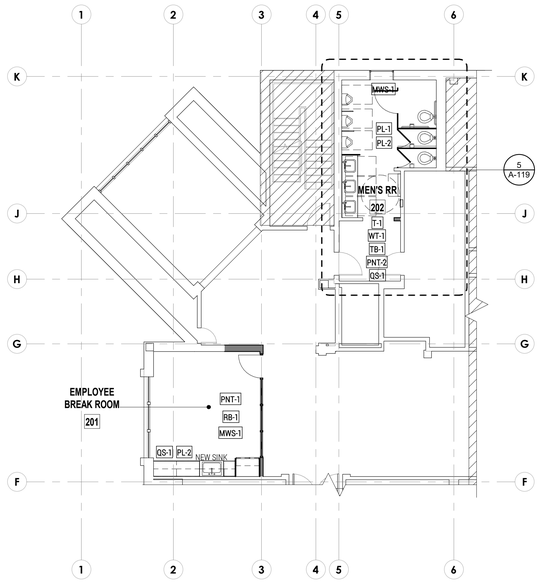

2 LEVEL 2 - BRK ROOM & MEN'S ROOM FINISH PLAN
SCALE: 1/8" = 1'-0"

PLAN NORTH / TRUE NORTH

LEGEND

- EXISTING WALL
- NEW WALL
- NOT IN SCOPE OF WORK
- 1 HOUR FIREWALL
- 2 HOUR FIREWALL
- X — NEW CONSTRUCTION KEYED NOTE
- X — PARTITION TYPES - REF. A-501

	FINISH MATERIALS							
MARK	TYPE	LOCATION	MANUFACTURER	COLLECTION/ STYLE	STYLE #/ SIZE	COLOR /FINSH	COLOR #	NOTE
	FLOOR SURFACES							
CPT-1	CARPET TILE	JURY CALL/JUDGE QTR/OFFICES/HALLS/COURTROOMS	CITY CENTRAL LINE	EARTHY	5T175	EARTHY	72761	
T-1	PORCELAIN TILE	RESTROOMS	DALTILE	ASSEMBLE STONE ATTACHE	COLORBODY	MAGISTRATE	A511	
LVT-1	LUXURY VINYL PLANK	BREAKROOM/NEW CONFERENCE	PATCRAFT	WOOD PLANX		AGED MAPLE	#00540	
EXY-1	PAINTED EPOXY	HOLDING CELLS/SERVER ROOM					TBD	PROVIDE SAMPLES
	PAINT AND WALL FINISHES							
PNT-0	EXISTING TO REMAIN	REPAINT/ TOUCH UP AS NEEDED						
PNT-1	PAINT	COURTROOMS/OFFICES/HALLS/HOLDING CELLS/ADJ. SURFACES	SW	REPOSE GREY OR MINDFUL GREY		SATIN FINISH	7015, 7016	PROVIDE SAMPLES
PNT-2	PAINT	RESTROOMS	SW	PEDIMENT		SATIN FINISH	7634	
WT-1	CERAMIC WALL TILE	RESTROOMS	DALTILE	KEYSTONES	MOSAIC	WHEAT BLEND	DK11	
WP-1	WOOD PANELS	COURTROOMS	REFER TO INTERIOR/DETAILS			WHITE OAK, STAINED TO MATCH EXISTING		PROVIDE SAMPLES
RB-1	VINYL BASE	COURTROOMS/OFFICES/HALLS	ROPPE				TBD	
WB-1	STAINED WOOD BASE	COURTROOMS	REFER TO INTERIOR/DETAILS			WHITE OAK, STAINED TO MATCH EXISTING		PROVIDE SAMPLES
TB-1	TILE BASE	RESTROOMS	DALTILE	KEYSTONES	BUILD UP BASE - MB5	DESERT GRAY - 5x12	D014	
AWC-1	ACOUSTIC WALL COVERING	COURTROOMS	GILFORD OF MAINE				TBD	
	SURFACES							
PL-1	COMPACT LAMINATE	RESTROOM TOILET PARTITIONS	WILSONART	STANDARD LAMINATE	4878-38	PEWTER MESH	FINE VELVET FINISH	
PL-2	PLASTIC LAMINATE	MILLWORK FRONTS	WILSONART	WOODGRAINS	7921-38	TUSCAN WALNUT	FINE VELVET FINISH	
QS-1	QUARTZ SURFACE	MILLWORK COUNTER TOPS	WILSONART	HAIDA	Q4008	QUARTZ		
SS-1	SOLID SURFACE	JURY CALL BENCH/JUDGE'S BENCH	WILLSONART	HOT STONE	9201GS	SOLID SURFACE		
	FURNISHINGS							
CT-1	COUNSEL TABLES (3 QTY)	COURTROOM	REFER TO INTERIOR ELEVS					
CP-1	COURTROOM PEWS	COURTROOM	SAUDER	WORSHIP		AMBER ON SOLID RED OAK W/ LORNA I-CLEAN CEDAR	74	
CH-1	JURY SEATING	COURTROOM	SAUDER		532-1001	RED OAK OR EUROPEAN BEECH		
PWS-1	POWERED WINDOW SHADE	BREAKROOM/CONFERENCE AREA	DRAPER	MOTORIZED FLEX SHADE I/O AC				
MWS-1	MANUAL WINDOW SHADE	OFFICES/GENRAL AREA	DRAPER	CLUTCH OPERATED FLEX SHADE NEXD				
DB-1	MAGNETIC GLASS DRY ERASE BOARD	DISTRICT CLERK		QUARTET	WHITE			



1 LEVEL 2 - DISTRICT ATTORNEY NORTH FINISH PLAN
SCALE: 1/8" = 1'-0"

PLAN NORTH / TRUE NORTH

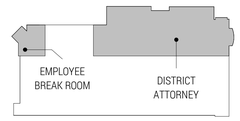

LEVEL 2 KEY PLAN

studio steinbomer
ARCHITECTURE & INTERIORS
1400 S CONGRESS AVE. SUITE B202
AUSTIN, TX 78704
T: 512.479.4022
F: 512.477.4868
www.steinbomer.com

VARIOUS REMODELS FOR THE
WILLIAMSON CO. JUSTICE CTR
405 MARTIN LUTHER KING DRIVE,GEORGETOWN, TEXAS. 78626

ASI-3 - 02.09.2021

DATE:	07.21.20
DRAWN:	JV, JD, WL, MG
SCALE:	AS NOTED

No.	Description	Date
3	ASI -3	02.09.2021

ENLARGED FINISH PLANS

A-705

DocuSign Envelope ID: BD1DD069-6BDB-4467-BAD0-FCE7745DF3ED

	FINISH MATERIALS							
MARK	**TYPE**	**LOCATION**	**MANUFACTURER**	**COLLECTION/ STYLE**	**STYLE #/ SIZE**	**COLOR /FINSH**	**COLOR #**	**NOTE**
	FLOOR SURFACES							
CPT-1	CARPET TILE	JURY CALL/JUDGE QTR/OFFICES/HALLS/COURTROOMS	CITY CENTRAL LINE	EARTHY	5T175	EARTHY	72761	
T-1	PORCELAIN TILE	RESTROOMS	DALTILE	ASSEMBLE STONE ATTACHE	COLORBODY	MAGISTRATE	AS11	
LVT-1	LUXURY VINYL PLANK	BREAKROOM/NEW CONFERENCE	PATCRAFT	WOOD PLANX		AGED MAPLE	#00540	
EXY-1	PAINTED EPOXY	HOLDING CELLS/SERVER ROOM					TBD	PROVIDE SAMPLES
	PAINT AND WALL FINISHES							
PNT-0	EXISTING TO REMAIN	REPAINT/ TOUCH UP AS NEEDED						
PNT-1	PAINT	COURTROOMS/OFFICES/HALLS/HOLDING CELLS/ADJ. SURFACES	SW	REPOSE GREY OR MINDFUL GREY		SATIN FINISH	7015, 7016	PROVIDE SAMPLES
PNT-2	PAINT	RESTROOMS	SW	PEDIMENT		SATIN FINISH	7634	
WT-1	CERAMIC WALL TILE	RESTROOMS	DALTILE	KEYSTONES	MOSAIC	WHEAT BLEND	DK11	
WP-1	WOOD PANELS	COURTROOMS	REFER TO INTERIOR/DETAILS			WHITE OAK, STAINED TO MATCH EXISTING		PROVIDE SAMPLES
RB-1	VINYL BASE	COURTROOMS/OFFICES/HALLS	ROPPE				TBD	
WB-1	STAINED WOOD BASE	COURTROOMS	REFER TO INTERIOR/DETAILS			WHITE OAK, STAINED TO MATCH EXISTING		PROVIDE SAMPLES
TB-1	TILE BASE	RESTROOMS	DALTILE	KEYSTONES	BUILD UP BASE - MB5	DESERT GRAY - 5x12	D014	
AWC-1	ACOUSTIC WALL COVERING	COURTROOMS	GILFORD OF MAINE				TBD	
	SURFACES							
PL-1	COMPACT LAMINATE	RESTROOM TOILET PARTITIONS	WILSONART	STANDARD LAMINATE	4878-38	PEWTER MESH	FINE VELVET FINISH	
PL-2	PLASTIC LAMINATE	MILLWORK FRONTS	WILSONART	WOODGRAINS	7921-38	TUSCAN WALNUT	FINE VELVET FINISH	
QS-1	QUARTZ SURFACE	MILLWORK COUNTER TOPS	WILSONART	HAIDA	Q4008	QUARTZ		
SS-1	SOLID SURFACE	JURY CALL BENCH/JUDGE'S BENCH	WILLSONART	HOT STONE	9201GS	SOLID SURFACE		
	FURNISHINGS							
CT-1	COUNSEL TABLES (3 QTY)	COURTROOM	REFER TO INTERIOR ELEVS					
CP-1	COURTROOM PEWS	COURTROOM	SAUDER	WORSHIP		AMBER ON SOLID RED OAK W/ LORNA I-CLEAN CEDAR	74	
CH-1	JURY SEATING	COURTROOM	SAUDER		532-1001	RED OAK OR EUROPEAN BEECH		
PWS-1	POWERED WINDOW SHADE	BREAKROOM/CONFERENCE AREA	DRAPER	MOTORIZED FLEX SHADE I/O AC				
MWS-1	MANUAL WINDOW SHADE	OFFICES/GENRAL AREA	DRAPER	CLUTCH OPERATED FLEX SHADE NEXD				
DB-1	MAGNETIC GLASS DRY ERASE BOARD	DISTRICT CLERK		QUARTET	WHITE			

LEGEND

- EXISTING WALL
- NEW WALL
- NOT IN SCOPE OF WORK
- 1 HOUR FIREWALL
- 2 HOUR FIREWALL
- X — NEW CONSTRUCTION KEYED NOTE
- X — PARTITION TYPES - REF. A-501

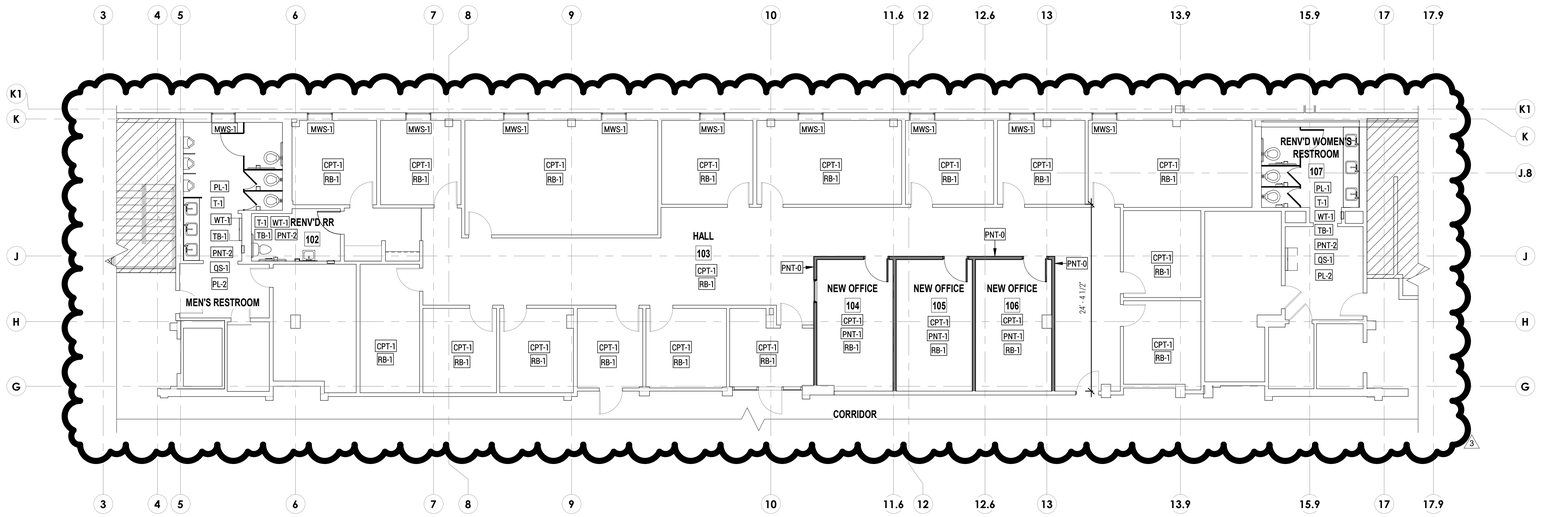

PLAN NORTH / TRUE NORTH

1 LEVEL 1 - COUNTY ATTORNEY FINISH PLAN
SCALE: 1/8" = 1'-0"

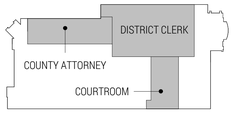

LEVEL 1 KEY PLAN

studio steinbomer
ARCHITECTURE & INTERIORS
1400 S CONGRESS AVE. SUITE B202
AUSTIN, TX 78704
P: 512.479.4022
F: 512.477.4498
www.steinbomer.com

VARIOUS REMODELS FOR THE
WILLIAMSON CO. JUSTICE CTR
405 MARTIN LUTHER KING DRIVE,GEORGETOWN, TEXAS. 78626

ASI-3 - 02.09.2021

DATE:	07.21.20
DRAWN:	JV, JD, WL, MG
SCALE:	AS NOTED

No.	Description	Date
3	ASI -3	02.09.2021

ENLARGED FINISH PLANS

A-702

DocuSign Envelope ID: BD1DD069-6BDB-4467-BAD0-FCE7745DF3ED

2 TYPICAL INTERIOR DOOR PLACEMENT
SCALE: 1/2" = 1'-0"

GLASS TYPE LEGEND	
ABBREVIATION	TYPE
TG	CLEAR, TEMPERED, SINGLE-GLAZED - 1/4" THICK
SG	SECURITY GLAZING- LAMINATED POLYCARBONATE
IG	DOUBLE GLAZED INSULATED GLASS = TOTAL 1" THICK, SOUND SEALED BOTH SIDES
FG	FIRE GLASS

12 - EXISTING FLUSH SOLID CORE WOOD DOOR EXISTING FINISH FURNISH W/ .25" THICK, CLEAR VIEW LITE IN METAL FRAME

11 - ALUMINUM AND GLASS STOREFRONT

10 - METAL DETENTION SECURITY DOOR - PAINTED STEEL FRAME

9 - METAL DETENTION SECURITY DOOR W/ DETENTION GLASS VIEW LITE

8 - METAL DETENTION SECURITY DOOR W/ HALF LITE

7 - METAL DETENTION SECURITY DOOR

6 - WOOD DOUBLE SLIDING DOOR

5 - SINGLE DIRECTION SWING WOOD HALF DOUBLE DOOR

4 - SOLID CORE WOOD DOUBLE DOOR

3 - SOLID CORE WOOD DOOR W/VIEW LITE

2 - SOLID CORE WOOD DOOR W/ FULL LITE

1 - SINGLE SWING SOLID CORE WOOD DOOR

1 DOOR TYPES
SCALE: 3/8" = 1'-0"

HARDWARE FINISHES TO MATCH ADJACENT DOORS IN THE AREA. CONTRACTOR TO CONFIRM FINISHES OF THE HARDWARE WITH EXISTING FIELD CONDITIONS.

HARDWARE GROUP NO. 000
FOR USE ON DOOR #(S):

204	205	206	207	208	212
213	214	220	221	222	223
224	225	226	234	235	236
237	238	239	244	245	246
247	248	249	250	255	256
257	259	260			

PROVIDE EACH DOOR(S) WITH THE FOLLOWING:
QTY DESCRIPTION CATALOG NUMBER MFR
EXISTING HARDWARE TO REMAIN
GENERAL CONTRACTOR TO VERIFY IN FIELD PRIOR TO BID DATE THAT ALL EXISTING HARDWARE OPERATES PROPERLY. IF ANY OF THE EXISTING HARDWARE DOES NOT OPERATE PROPERLY INCLUDE PRICE IN PROPOSAL TO REPLACE. NOTIFY ARCHITECT IMMEDIATELY OF ANY DEFICIENCY. IN SUBMITTAL PROVIDE NAME, COMPANY AND DATE OF FIELD VERIFICATION

HARDWARE GROUP NO. 001
FOR USE ON DOOR #(S):
122 123 127D 127E 127G 129A
129B
PROVIDE EACH DOOR(S) WITH THE FOLLOWING:
QTY DESCRIPTION CATALOG NUMBER MFR
ALL HARDWARE BY DETENTION DOOR AND FRAME MANUFACTURER.
7 10120AE SOLENOID OPERATED ELEC-MECH DEADLATCH (OR SIMILAR) SOUTHERN FOLGER

HARDWARE GROUP NO. 002
FOR USE ON DOOR #(S):
121B
PROVIDE EACH DOOR(S) WITH THE FOLLOWING:

QTY		DESCRIPTION	CATALOG NUMBER	MFR
4	EA	SPRING HINGE	3SP1 4.5 X 4.5	IVE

HARDWARE GROUP NO. 101
FOR USE ON DOOR #(S):
301A 301B
PROVIDE EACH DOOR(S) WITH THE FOLLOWING:

QTY		DESCRIPTION	CATALOG NUMBER	MFR
3	EA	HINGE	5BB1 4.5 X 4.5	IVE
1	EA	OFFICE LOCK	45H-7-A-16H	BES
1	EA	SURFACE CLOSER	4040XP RW/PA AS REQ	LCN
1	EA	KICK PLATE	8400 10" X 2" LDW B-CS	IVE
1	EA	WALL STOP	WS406/407CCV	IVE
3	EA	SILENCER	SR64	IVE

HARDWARE GROUP NO. 101F
FOR USE ON DOOR #(S):
127F
PROVIDE EACH DOOR(S) WITH THE FOLLOWING:

QTY		DESCRIPTION	CATALOG NUMBER	MFR
3	EA	HINGE	5BB1 4.5 X 4.5 NRP	IVE
1	EA	OFFICE LOCK	45H-7-A-16H	BES
1	EA	SURFACE CLOSER	4040XP RW/PA AS REQ	LCN
1	EA	KICK PLATE	8400 10" X 2" LDW B-CS	IVE
1	EA	FLOOR STOP	FS410	IVE
3	EA	SILENCER	SR64	IVE

HARDWARE GROUP NO. 101FR
FOR USE ON DOOR #(S):
125B
PROVIDE EACH DOOR(S) WITH THE FOLLOWING:

QTY		DESCRIPTION	CATALOG NUMBER	MFR
3	EA	HINGE	5BB1 4.5 X 4.5	IVE
1	EA	OFFICE LOCK	45H-7-A-16H	BES
1	EA	SURFACE CLOSER	4040XP RW/PA AS REQ	LCN
1	EA	KICK PLATE	8400 10" X 2" LDW B-CS	IVE
1	EA	FLOOR STOP	FS410	IVE
1	EA	GASKETING	188S H & J	ZER

HARDWARE GROUP NO. 101R
FOR USE ON DOOR #(S):
125
PROVIDE EACH DOOR(S) WITH THE FOLLOWING:

QTY		DESCRIPTION	CATALOG NUMBER	MFR
3	EA	HINGE	5BB1 4.5 X 4.5	IVE
1	EA	OFFICE LOCK	45H-7-A-16H	BES
1	EA	SURFACE CLOSER	4040XP RW/PA AS REQ	LCN
1	EA	KICK PLATE	8400 10" X 2" LDW B-CS	IVE
1	EA	WALL STOP	WS406/407CCV	IVE
1	EA	GASKETING	188S H & J	ZER

HARDWARE GROUP NO. 103
FOR USE ON DOOR #(S):

104	105	106	127A	127B	127C
203	209	211	218	219	254
254					

PROVIDE EACH DOOR(S) WITH THE FOLLOWING:

QTY		DESCRIPTION	CATALOG NUMBER	MFR
3	EA	HINGE	5BB1 4.5 X 4.5	IVE
1	EA	OFFICE LOCK	45H-7-A-16H	BES
1	EA	WALL STOP	WS406/407CCV	IVE
3	EA	SILENCER	SR64	IVE

HARDWARE GROUP NO. 103A
FOR USE ON DOOR #(S):
210
PROVIDE EACH DOOR(S) WITH THE FOLLOWING:

QTY		DESCRIPTION	CATALOG NUMBER	MFR
3	EA	HINGE	5BB1 4.5 X 4.5	IVE
1	EA	OFFICE LOCK	45H-7-A-16H	BES
1	EA	WALL STOP	WS406/407CCV	IVE

HARDWARE GROUP NO. 103F
FOR USE ON DOOR #(S):
110 114
PROVIDE EACH DOOR(S) WITH THE FOLLOWING:

QTY		DESCRIPTION	CATALOG NUMBER	MFR
3	EA	HINGE	5BB1 4.5 X 4.5	IVE
1	EA	OFFICE LOCK	45H-7-A-16H	BES
1	EA	FLOOR STOP	FS410	IVE
3	EA	SILENCER	SR64	IVE

HARDWARE GROUP NO. 203
FOR USE ON DOOR #(S):
132
PROVIDE EACH DOOR(S) WITH THE FOLLOWING:

QTY		DESCRIPTION	CATALOG NUMBER	MFR
3	EA	HINGE	5BB1 4.5 X 4.5	IVE
1	EA	STOREROOM LOCK	45H-7-D-16H	BES
1	EA	WALL STOP	WS406/407CCV	IVE
3	EA	SILENCER	SR64	IVE

HARDWARE GROUP NO. 212S
FOR USE ON DOOR #(S):
231
PROVIDE EACH DOOR(S) WITH THE FOLLOWING:

QTY		DESCRIPTION	CATALOG NUMBER	MFR
6	EA	HINGE	5BB1 4.5 X 4.5 NRP	IVE
1	SET	CONST LATCHING BOLT	FB51P/FB61P AS REQ	IVE
1	EA	DUST PROOF STRIKE	DP2	IVE
1	EA	STOREROOM LOCK	45H-7-D-16H	BES
2	EA	OH STOP	90S X SIZE AS REQ	GLY

HARDWARE GROUP NO. 303
FOR USE ON DOOR #(S):
128
PROVIDE EACH DOOR(S) WITH THE FOLLOWING:

QTY		DESCRIPTION	CATALOG NUMBER	MFR
3	EA	HINGE	5BB1 4.5 X 4.5	IVE
1	EA	PRIVACY LOCK	45H-0-L-16H	BES
1	EA	WALL STOP	WS406/407CCV	IVE
3	EA	SILENCER	SR64	IVE

HARDWARE GROUP NO. 341
FOR USE ON DOOR #(S):
102 230 232
PROVIDE EACH DOOR(S) WITH THE FOLLOWING:

QTY		DESCRIPTION	CATALOG NUMBER	MFR
3	EA	HINGE	5BB1 4.5 X 4.5	IVE
1	EA	PRIVACY LOCK	45H-0-L-16H-VIT	BES
1	EA	SURFACE CLOSER	4040XP RW/PA AS REQ	LCN
1	EA	KICK PLATE	8400 10" X 2" LDW B-CS	IVE
1	EA	WALL STOP	WS406/407CCV	IVE
1	EA	GASKETING	188S H & J	ZER

HARDWARE GROUP NO. 401R
FOR USE ON DOOR #(S):
230B
PROVIDE EACH DOOR(S) WITH THE FOLLOWING:

QTY		DESCRIPTION	CATALOG NUMBER	MFR
3	EA	HINGE	5BB1 4.5 X 4.5	IVE
1	EA	PASSAGE LATCH	45H-0-N-16H	BES
1	EA	SURFACE CLOSER	4040XP RW/PA AS REQ	LCN
1	EA	KICK PLATE	8400 10" X 2" LDW B-CS	IVE
1	EA	WALL STOP	WS406/407CCV	IVE
1	EA	GASKETING	188S H & J	ZER

HARDWARE GROUP NO. 501A
FOR USE ON DOOR #(S):
201
PROVIDE EACH DOOR(S) WITH THE FOLLOWING:

QTY		DESCRIPTION	CATALOG NUMBER	MFR
3	EA	HINGE	5BB1 4.5 X 4.5	IVE
1	EA	CLASSROOM LOCK	45H-7-R-16H	BES
1	EA	SURFACE CLOSER	4040XP RW/PA AS REQ	LCN
1	EA	WALL STOP	WS406/407CCV	IVE

HARDWARE GROUP NO. 501R
FOR USE ON DOOR #(S):
261
PROVIDE EACH DOOR(S) WITH THE FOLLOWING:

QTY		DESCRIPTION	CATALOG NUMBER	MFR
3	EA	HINGE	5BB1 4.5 X 4.5	IVE
1	EA	CLASSROOM LOCK	45H-7-R-16H	BES
1	EA	SURFACE CLOSER	4040XP RW/PA AS REQ	LCN
1	EA	KICK PLATE	8400 10" X 2" LDW B-CS	IVE
1	EA	WALL STOP	WS406/407CCV	IVE
1	EA	GASKETING	188S H & J	ZER

HARDWARE GROUP NO. 701T
FOR USE ON DOOR #(S):
121C
PROVIDE EACH DOOR(S) WITH THE FOLLOWING:

QTY		DESCRIPTION	CATALOG NUMBER	MFR
4	EA	HINGE	5BB1HW 4.5 X 4.5 NRP	IVE
1	EA	PANIC HARDWARE	98-L-07	VON
1	EA	RIM CYLINDER	1E72	BES
1	EA	SURFACE CLOSER	4040XP RW/PA AS REQ	LCN
1	EA	KICK PLATE	8400 10" X 2" LDW B-CS	IVE
1	EA	WALL STOP	WS406/407CCV	IVE
4	EA	SILENCER	SR64	IVE

HARDWARE GROUP NO. 903
FOR USE ON DOOR #(S):
126
PROVIDE EACH DOOR(S) WITH THE FOLLOWING:

QTY		DESCRIPTION	CATALOG NUMBER	MFR
1	SET	BYPASS DOOR HARDWARE	138F X SIZE AS REQ	JOH
2	EA	ADA FLUSH PULL	BF97	ROC

DOOR SCHEDULE

DOOR NO.	TYPE	Description	UNIT SIZE	FRAME TYPE	FINISH	Hardware	COMMENTS
COUNTY ATTORNEY							
102	1	SOLID CORE WOOD DOOR	3' - 0" X 7' - 0"	HM	MATCH EXISTING	341	
104	2	SOLID CORE WOOD DOOR W/ FULL LITE	3' - 0" X 7' - 0"	HM	MATCH EXISTING	103	
105	2	SOLID CORE WOOD DOOR W/ FULL LITE	3' - 0" X 7' - 0"	HM	MATCH EXISTING	103	
106	2	SOLID CORE WOOD DOOR W/ FULL LITE	3' - 0" X 7' - 0"	HM	MATCH EXISTING	103	
DISTRICT CLERK							
110	3	SOLID CORE WOOD DOOR W/ VIEW LITE	3' - 0" X 7' - 0"	HM	MATCH EXISTING	103F	
114	1	SOLID CORE WOOD DOOR	3' - 0" X 7' - 0"	HM	MATCH EXISTING	103F	
COURT							
121B	5	SINGLE DIRECTION SWING WOOD HALF DOUBLE DOOR	5' - 8" X 3' - 0"		MATCH EXISTING	002	
121C	1	SOLID CORE WOOD DOOR	3' - 0" X 8' - 0"	HM		701T	
122	10	METAL SECURITY DOOR	3' - 0" X 7' - 0"	HM		001	DETENTION DOOR & HARDWARE
123	10	METAL SECURITY DOOR	3' - 0" X 7' - 0"	HM		001	DETENTION DOOR & HARDWARE
127D	8	METAL SECURITY DOOR W/ HALF LITE	3' - 0" X 7' - 0"	HM		001	90 MIN. RATED DETENTION DOOR & HARDWARE
127E	9	METAL SECURITY DOOR W/ VIEW LITE	3' - 0" X 7' - 0"	HM		001	45 MIN. FIRE RATED DETENTION DOOR & HARDWARE
127F	1	SOLID CORE WOOD DOOR	3' - 0" X 6' - 10"	HM		101F	CONCEALED HINGE & HW FROM COURT ROOM SIDE
127G	9	METAL SECURITY DOOR W/ VIEW LITE	3' - 0" X 7' - 0"	HM		001	45 MIN. FIRE RATED DETENTION DOOR & HARDWARE
128	1	SOLID CORE WOOD DOOR	3' - 0" X 7' - 0"	HM	MATCH EXISTING	303	
129A	7	METAL SECURITY DOOR	3' - 0" X 8' - 0"	HM		001	90 MIN. RATED DETENTION DOOR & HARDWARE
129B	8	METAL SECURITY DOOR W/ HALF LITE	3' - 0" X 7' - 0"	HM		001	DETENTION DOOR & HARDWARE
132	1	SOLID CORE WOOD DOOR	3' - 0" X 7' - 0"	HM	MATCH EXISTING	203	
DISTRICT ATTORNEY							
201	11	ALUMINUM & GLASS STOREFRONT DOOR	3' - 0" X 7' - 10"			501A	
203	2	SOLID CORE WOOD DOOR W/ FULL LITE	3' - 0" X 7' - 0"	HM	MATCH EXISTING	103	
204	12	EXISTING	3' - 0" X 7' - 0"		EXISTING	000	EXISTING DOOR TO BE FITTED W/ LITE
205	12	EXISTING	3' - 0" X 7' - 0"		EXISTING	000	EXISTING DOOR TO BE FITTED W/ LITE
206	12	EXISTING	3' - 0" X 7' - 0"		EXISTING	000	EXISTING DOOR TO BE FITTED W/ LITE
207	12	EXISTING	3' - 0" X 7' - 0"		EXISTING	000	EXISTING DOOR TO BE FITTED W/ LITE
208	12	EXISTING	3' - 0" X 7' - 0"		EXISTING	000	EXISTING DOOR TO BE FITTED W/ LITE
209	12	EXISTING	3' - 0" X 7' - 0"		EXISTING	103	EXISTING DOOR TO BE FITTED W/ LITE
210	11	ALUMINUM & GLASS STOREFRONT DOOR	3' - 0" X 7' - 0 1/32"			103A	
211	12	EXISTING	3' - 0" X 7' - 0"		EXISTING	103	EXISTING DOOR TO BE FITTED W/ LITE
212	12	EXISTING	3' - 0" X 7' - 0"		EXISTING	000	EXISTING DOOR TO BE FITTED W/ LITE
213	12	EXISTING	3' - 0" X 7' - 0"		EXISTING	000	EXISTING DOOR TO BE FITTED W/ LITE
214	12	EXISTING	3' - 0" X 7' - 0"		EXISTING	000	EXISTING DOOR TO BE FITTED W/ LITE
218	12	EXISTING	3' - 0" X 7' - 0"		EXISTING	103	EXISTING DOOR TO BE FITTED W/ LITE
219	12	EXISTING	3' - 0" X 7' - 0"		EXISTING	103	EXISTING DOOR TO BE FITTED W/ LITE
220	12	EXISTING	3' - 0" X 7' - 0"		EXISTING	000	EXISTING DOOR TO BE FITTED W/ LITE
221	12	EXISTING	3' - 0" X 7' - 0"		EXISTING	000	EXISTING DOOR TO BE FITTED W/ LITE
222	12	EXISTING	3' - 0" X 7' - 0"		EXISTING	000	EXISTING DOOR TO BE FITTED W/ LITE
223	12	EXISTING	3' - 0" X 7' - 0"		EXISTING	000	EXISTING DOOR TO BE FITTED W/ LITE
224	12	EXISTING	3' - 0" X 7' - 0"		EXISTING	000	EXISTING DOOR TO BE FITTED W/ LITE
225	12	EXISTING	3' - 0" X 7' - 0"		EXISTING	000	EXISTING DOOR TO BE FITTED W/ LITE
226	12	EXISTING	3' - 0" X 7' - 0"		EXISTING	000	EXISTING DOOR TO BE FITTED W/ LITE
230	1	SOLID CORE WOOD DOOR	3' - 0" X 7' - 0"	HM	MATCH EXISTING	341	
230B	1	SOLID CORE WOOD DOOR	3' - 0" X 7' - 0"	HM	MATCH EXISTING	401R	
231	4	SOLID CORE WOOD DOUBLE DOOR	5' - 0" X 7' - 0"	HM	MATCH EXISTING	212S	
232	1	SOLID CORE WOOD DOOR	3' - 0" X 7' - 0"	HM	MATCH EXISTING	341	
234	12	EXISTING	3' - 0" X 7' - 0"		EXISTING	000	EXISTING DOOR TO BE FITTED W/ LITE
235	12	EXISTING	3' - 0" X 7' - 0"		EXISTING	000	EXISTING DOOR TO BE FITTED W/ LITE
236	12	EXISTING	3' - 0" X 7' - 0"		EXISTING	000	EXISTING DOOR TO BE FITTED W/ LITE
237	12	EXISTING	3' - 0" X 7' - 0"		EXISTING	000	EXISTING DOOR TO BE FITTED W/ LITE
238	12	EXISTING	3' - 0" X 7' - 0"		EXISTING	000	EXISTING DOOR TO BE FITTED W/ LITE
239	12	EXISTING	3' - 0" X 7' - 0"		EXISTING	000	EXISTING DOOR TO BE FITTED W/ LITE
244	12	EXISTING	3' - 0" X 7' - 0"		EXISTING	000	EXISTING DOOR TO BE FITTED W/ LITE
245	12	EXISTING	3' - 0" X 7' - 0"		EXISTING	000	EXISTING DOOR TO BE FITTED W/ LITE
246	12	EXISTING	3' - 0" X 7' - 0"		EXISTING	000	EXISTING DOOR TO BE FITTED W/ LITE
247	12	EXISTING	3' - 0" X 7' - 0"		EXISTING	000	EXISTING DOOR TO BE FITTED W/ LITE
248	12	EXISTING	3' - 0" X 7' - 0"		EXISTING	000	EXISTING DOOR TO BE FITTED W/ LITE
249	12	EXISTING	3' - 0" X 7' - 0"		EXISTING	000	EXISTING DOOR TO BE FITTED W/ LITE
250	12	EXISTING	3' - 0" X 7' - 0"		EXISTING	000	EXISTING DOOR TO BE FITTED W/ LITE
253	12	EXISTING	3' - 0" X 7' - 0"		EXISTING	103	EXISTING DOOR TO BE FITTED W/ LITE
254	12	EXISTING	3' - 0" X 7' - 0"		EXISTING	103	EXISTING DOOR TO BE FITTED W/ LITE
255	12	EXISTING	3' - 0" X 7' - 0"		EXISTING	000	EXISTING DOOR TO BE FITTED W/ LITE
256	12	EXISTING	3' - 0" X 7' - 0"		EXISTING	000	EXISTING DOOR TO BE FITTED W/ LITE
257	12	EXISTING	3' - 0" X 7' - 0"		EXISTING	000	EXISTING DOOR TO BE FITTED W/ LITE
259	12	EXISTING	3' - 0" X 7' - 0"		EXISTING	000	EXISTING DOOR TO BE FITTED W/ LITE
260	12	EXISTING	3' - 0" X 7' - 0"		EXISTING	000	EXISTING DOOR TO BE FITTED W/ LITE
261	1	SOLID CORE WOOD DOOR	3' - 0" X 7' - 0"	HM		501R	45 MIN. FIRE RATED
MAIN DISTRIBUTION FRAME							
301A	1	SOLID CORE WOOD DOOR	3' - 0" X 7' - 0"	HM	MATCH EXISTING	101	CLOSER
301B	1	SOLID CORE WOOD DOOR	3' - 0" X 7' - 0"	HM	MATCH EXISTING	101	CLOSER

3

studio | steinbomer
ARCHITECTURE & INTERIORS
1400 S CONGRESS AVE. SUITE B202
AUSTIN, TX 78704
T: 512.479.0022
F: 512.477.4668
www.steinbomer.com

VARIOUS REMODELS FOR THE
WILLIAMSON CO. JUSTICE CTR
405 MARTIN LUTHER KING DRIVE,GEORGETOWN, TEXAS. 78626

ASI-3 - 02.09.2021

DATE: 07.21.20
DRAWN: JV, JD, WL, MG
SCALE: AS NOTED

No.	Description	Date
3	ASI -3	02.09.2021

DOOR SCHEDULE

A-601

DocuSign Envelope ID: BD1DD069-6BDB-4467-BAD0-FCE7745DF3ED

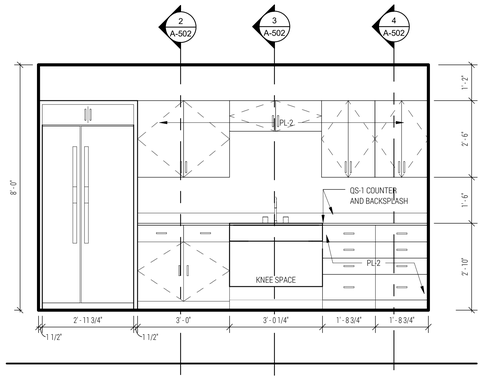

8 NEW CONFERENCE SOUTH
SCALE: 1/2" = 1'-0"

7 NOT USED

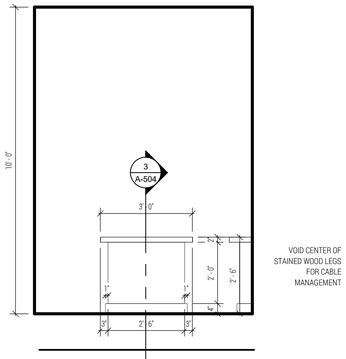

6 COUNCIL DESK- COURTROOM EAST
SCALE: 1/2" = 1'-0"

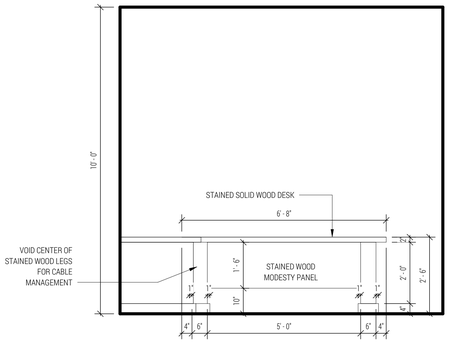

5 COUNCIL DESK- COURTROOM NORTH
SCALE: 1/2" = 1'-0"

4 NOT USED

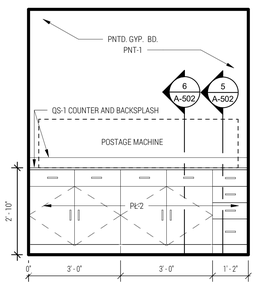

3 LVL 1- DISTRICT CLERK - WORK ROOM NORTH
SCALE: 1/2" = 1'-0"

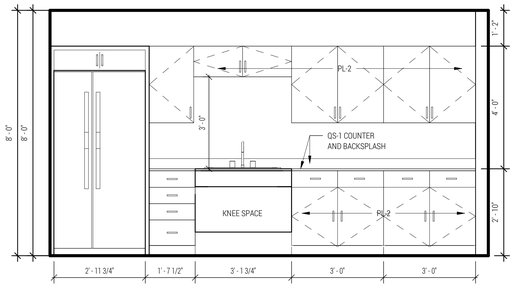

2 LVL 2 BREAKROOM EAST
SCALE: 1/2" = 1'-0"

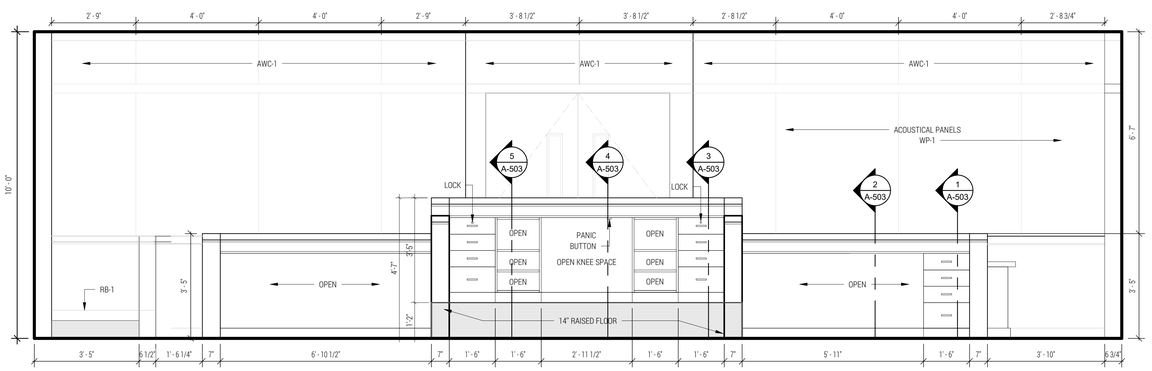

NOTE: CONSTRUCT MOCK-UP OF JUDGE'S BENCH TO VERIFY SIGHT LINES

NOTE: CONTRACTOR TO PROVIDE MOCK-UP OF JUDGE'S BENCH FOR REVIEW AND APPROVAL PRIOR TO FINAL INSTALLATION

1 LVL 1 - NEW COURTROOM JUDGE'S BENCH WEST
SCALE: 1/2" = 1'-0"

studio | steinbomer
ARCHITECTURE & INTERIORS
1400 S CONGRESS AVE. SUITE B202
AUSTIN, TX 78704
T: 512.479.0022
F: 512.477.4498
www.steinbomer.com

VARIOUS REMODELS FOR THE

WILLIAMSON CO. JUSTICE CTR

405 MARTIN LUTHER KING DRIVE,GEORGETOWN, TEXAS. 78626

ASI-3 - 02.09.2021

DATE:	07.21.20
DRAWN:	JV, JD, WL, MG
SCALE:	AS NOTED

No.	Description	Date
1	ASI-1	10.29.2020
3	ASI -3	02.09.2021

INTERIOR ELEVATIONS

A-204

DocuSign Envelope ID: BD1DD069-6BDB-4467-BAD0-FCE7745DF3ED

CEILING GRID LEGEND

	NEW CEILING
	EXISTING CEILING TO REMAIN
	SUPPLY/ RETURN RE: TO MEP

CEILING TYPE LEGEND

ACT-1	24" X 48"	ARMSTRONG DUNE TEGULAR 1776 PRELUDE XL 15/16" SUSPENSION SYSTEM
ACT-2	24" X 24"	ARMSTRONG DUNE TEGULAR 1774 PRELUDE XL 15/16" SUSPENSION SYSTEM
PGB-1	N/A	PAINTED GYPSUM BOARD
PGB-2	N/A	PAINTED GYPSUM BOARD - SLOPE WITH ROOF DECK
TD-1	24" X 120"	TRUSSDEK METAL PLANK CEILING SYSTEM
E.T.R.		EXISTING TO REMAIN - REPAIR AND REPLACE WITH MATCHING CEILING TILES AS NEEDED

GENERAL NOTES

1. ALL LIGHTING FIXTURES TO BE REPLACED IN CURRENT LOCATION, U.N.O. CONTRACTOR TO NOTIFY A/E TEAM OF ANY DISCREPANCIES FOUND IN FIELD.
2. REFER TO MEP ELECTRICAL DRAWINGS FOR DETAILED LIGHT FIXTURE INFORMATION
3. REPLACE TILES TO MATCH EXISTING AS NEEDED

LIGHTING FIXTURE SCHEDULE

SYMBOL	TYPE	MANUFACTURER	CATALOG NUMBER	MOUNTING	VOLT	LAMP	REMARKS	NOTES
	A	LITHONIA	2BLT4-40L-ADSM-GZ10-LP835	RECESSED	UNV	32W LED	2X4 LED TROFFER, 4000 LUMEN OUTPUT & 35K LEDS	
	AE	LITHONIA	2BLT4-40L-ADSM-GZ10-LP835-ELT4L	RECESSED	UNV	32W LED	2X4 LED TROFFER, 4000 LUMEN OUTPUT, 35K LEDS & 1400 LUMEN BATTERY BACK-UP	3
	A2	LITHONIA	2BLT4-48L-ADSM-GZ1-LP835	RECESSED	UNV	37W LED	2X4 LED TROFFER, 4800 LUMEN OUTPUT & 35K LEDS	
	A2E	LITHONIA	2BLT4-48L-ADSM-GZ1-LP835-ELT4L	RECESSED	UNV	37W LED	2X4 LED TROFFER, 4800 LUMEN OUTPUT, 35K LEDS & 1400 LUMEN BATTERY BACK-UP	3
	B	LITHONIA	LDN6 35/20 L06AR SS MVOLT GZ10	RECESSED	UNV	23W LED	6" RECESSED LED DOWNLIGHT WITH 55 DEG OPTICS AND 10% DIMMING	
	BE	LITHONIA	LDN6 35/20 L06AR SS MVOLT GZ10 ELSD	RECESSED	UNV	23W LED	6" RECESSED LED DOWNLIGHT WITH 55 DEG OPTICS, 10% DIMMING AND SELF-TEST BATTERY BACK-UP	3
	B2	LITHONIA	LDN6 35/20 L06AR SS MVOLT GZ1	RECESSED	UNV	23W LED	6" RECESSED LED DOWNLIGHT WITH 55 DEG OPTICS AND 1% DIMMING	
	B2E	LITHONIA	LDN6 35/20 L06AR SS MVOLT GZ1 ELSD	RECESSED	UNV	23W LED	6" RECESSED LED DOWNLIGHT WITH 55 DEG OPTICS, 1% DIMMING AND SELF-TEST BATTERY BACK-UP	3
	B3	NUS RA SW 25LM 35K 80 D50 UNV 10V C WH WH	22CZ-LD5-25-UNV-L8-COLOR TEMP-CD1-U	RECESSED	UNV	20W LED	6" ADJUSTABLE LED DOWNLIGHT WITH 2000 LUMEN OUTPUT, 35K LEDS, 1% DIMMING & WHITE TRIM AND BEZEL	
	B3E	NUS RA SW 25LM 35K 80 D50 UNV 10V C WH WH EMT2	FSR-CEILING-D24-2-LD4-4LO-COLOR TEMP-80/84-EDD1	RECESSED	UNV	20W LED	6" ADJUSTABLE LED DOWNLIGHT WITH 2000 LUMEN OUTPUT, 35K LEDS, 1% DIMMING & WHITE TRIM & BEZEL WITH BATTERY BACK-UP	3
	C	LITHONIA	2BLT2 33L ADSM MVOLT GZ10 LP835	RECESSED	UNV	30W LED	2X2 LED TROFFER, 3300 LUMEN OUTPUT & 35K LEDS	
	CE	LITHONIA	2BLT2 33L ADSM MVOLT GZ10 LP835 ELT4L	RECESSED	UNV	30W LED	2X2 LED TROFFER, 3300 LUMEN OUTPUT , 35K LEDS & 1400 LUMEN BATTERY BACK-UP	3
	C2	LITHONIA	2BLT2 40L ADSM MVOLT GZ1 LP835	RECESSED	UNV	39W LED	2X2 LED TROFFER, 4200 LUMEN OUTPUT & 35K LEDS	

LIGHTING FIXTURE SCHEDULE

SYMBOL	TYPE	MANUFACTURER	CATALOG NUMBER	MOUNTING	VOLT	LAMP	REMARKS	NOTES
	C2E	LITHONIA	2BLT2 40L ADSM MVOLT GZ1 LP835 ELT4L	RECESSED	UNV	39W LED	2X2 LED TROFFER, 4200 LUMEN OUTPUT, 35K LEDS & 1400 LUMEN BATTERY BACK-UP	
	D	LITHONIA	WL4 40L MVOLT GZ10 LP835 MSD7	SURFACE	UNV	32W LED	4' LED WALL BRACKET FIXTURE WITH ACRYLIC LENS, 4000 LUMEN, 35K LEDS AND INTEGRAL SENSOR	1
	F	KENALL	RMCD TG 1/4 4SL35K DCC DV 1/G 1	RECESSED	UNV	46W LED	2X2 LED, 16 GA HOUSING & DOOR, ACRYLIC & POLYCARBONATE LENS & TORK FASTNERS	
	FE	KENDALL	RMCD TG 1/4 4SL35K DCC DV 1/G 1 LEL	RECESSED	UNV	46W LED	2X2 LED, 16 GA HOUSING & DOOR, ACRYLIC & POLYCARBONATE LENS, TORK FASTNERS & BACK-UP BATTERY	3
	G	LITHONIA	ZL1D L48 SMR 5000LM FST MVOLT 3500K 80 CRI WH ZACVH	SUSPENDED	UNV	41W LED	4' LED STRIP WITH 5000 LUMEN OUTPUT, 35K LEDS & ACC HANGERS	2

NOTES:

1. FIXTURE TO HAVE PIR INTEGRAL OCCUPANCY SENSOR.
2. FIELD VERIFY MOUNTING REQUIREMENTS PRIOR TO ORDER.
3. FIXTURES WITH THE SUFFIX 'E' ARE TO HAVE FIXTURE COMPATIBLE BATTERY BACK-UP.
4. FIELD VERIFY CHEVRON CONFIGURATION PRIOR TO ANY WORK.

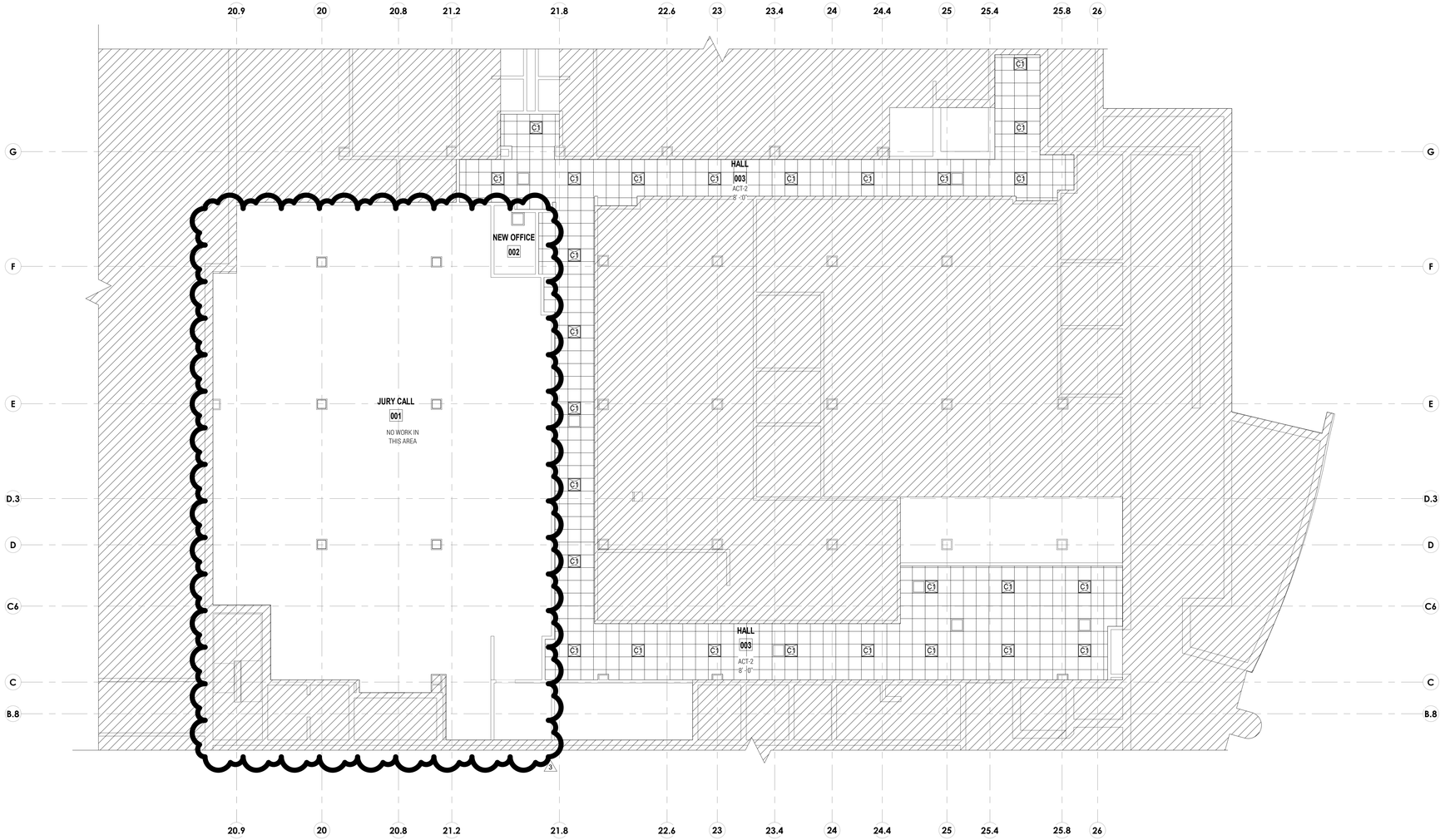

PLAN NORTH / TRUE NORTH

1 BASEMENT - RCP - JURY CALL
SCALE: 1/8" = 1'-0"

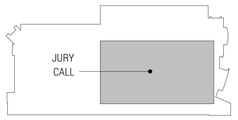

BASEMENT KEY PLAN

studio steinbomer
ARCHITECTURE & INTERIORS
1400 S CONGRESS AVE. SUITE B202
AUSTIN, TX 78704
T: 512.479.0022
F: 512.477.4498
www.steinbomer.com

VARIOUS REMODELS FOR THE WILLIAMSON CO. JUSTICE CTR

405 MARTIN LUTHER KING DRIVE,GEORGETOWN, TEXAS. 78626

ASI-3 - 02.09.2021

DATE:	07.21.20
DRAWN:	JV, JD, WL, MG
SCALE:	AS NOTED

No.	Description	Date
3	ASI -3	02.09.2021

ENLARGED RCP

A-120

DocuSign Envelope ID: BD1DD069-6BDB-4467-BAD0-FCE7745DF3ED

LEGEND

- EXISTING WALL
- NEW WALL
- NOT IN SCOPE OF WORK
- 1 HOUR FIREWALL
- 2 HOUR FIREWALL
- X — NEW CONSTRUCTION KEYED NOTE
- X — PARTITION TYPES - REF. A-501

NEW CONSTRUCTION KEYED NOTES

1. PROVIDE NEW WALLS AND DOORS/HARDWARE (TO MATCH EXISTING) AS SHOWN; REFER TO A-501 FOR TYPICAL PARTITION TYPES
2. PROVIDE NEW CEILING TILE AND GRID
3. PROVIDE NEW FLOORING; REFER TO FINISH SCHEDULE
4. PROVIDE NEW LIGHT FIXTURES; REFER TO MEP DRAWINGS
5. PROVIDE NEW ELECTRICAL AND DATA OUTLETS; REFER TO MEP DRAWINGS
6. PAINT ALL NEW WALLS TO MATCH EXISTING, ADJACENT WALLS; PATCH AND REPAIR/ REPAINT EXISTING WALLS AS NECESSARY IF AFFECTED BY CONSTRUCTION
7. PROVIDE NEW DOORS; REFER TO DOOR SCHEDULE
8. NEW OR RENNOVATED RESTROOM:
   - PROVIDE NEW WALLS AND DOORS/HARDWARE (TO MATCH EXISTING) AS SHOWN; REFER TO A-501 FOR TYPICAL PARTITION TYPES
   - PROVIDE NEW TOILET PARTITIONS (IF APPLICABLE)
   - PROVIDE NEW PLUMBING FIXTURES; REFER TO MEP DRAWINGS
   - PROVIDE NEW TILE FLOORING AND WAINSCOT
   - PROVIDE NEW LIGHT FIXTURES; REFER TO MEP DRAWINGS
   - PROVIDE NEW TOILET ACCESSORIES
   - PROVIDE NEW GYPSUM BOARD CEILINGS
   - PROVIDE NEW EXHAUST FANS; REFER TO MEP DRAWINGS
   - PAINT ALL WALLS AND CEILINGS, NEW AND EXISTING
9. PROVIDE NEW STOREFRONT GLASS IN WALL
10. COURTROOM:
    - PROVIDE NEW SOUND WALLS TO DECK WITH ACOUSTICAL BATTS AND ACOUSTICAL CAULK AT JOINTS; REFER A-501
    - PROVIDE NEW BUILT-IN (RAISED) JUDGE'S BENCH, WITNESS STAND, COURT REPORTER DESK, COURT ADMINISTRATOR DESK, BAYLIFF'S DESK, AND JURY BOX AS SHOWN
    - PROVIDE NEW CARPET TILE; REFER TO FINISH SCHEDULE
    - PROVIDE NEW LIGHT FIXTURES; REFER TO MEP DRAWINGS
    - PROVIDE NEW ELECTRICAL AND DATA OUTLETS; REFER TO MEP DRAWINGS
    - PROVIDE NEW WALLS AND DOORS/HARDWARE (TO MATCH EXISTING) AS SHOWN; REFER TO A-501 FOR TYPICAL PARTITION TYPES
    - PROVIDE NEW CEILING TILE AND GRID; REFER TO CEILING LEGEND
    - PROVIDE BULLET-PROOFING AND SECURITY/DURESS BUTTON AT JUDGE'S BENCH
    - PROVIDE NEW PAINT AT STO./ FUTURE LIFT 127
11. PROVIDE NEW BUILT-IN CABINETS AND COUNTERS AS SHOWN:
    - CABINETS SHALL BE PLYWOOD CORES WITH PLASTIC LAMINATE FINISH; REFER TO FINISH SCHEDULE
    - COUNTERS SHALL BE QUARTZ; REFER TO FINISH SCHEDULE
12. REPAIR AND PATCH FLOOR AS NECESSARY TO MATCH ADJACENT FLOOR
13. N/A
14. PROVIDE CARD READERS AT DOORS TO MATCH EXISTING
15. PROVIDE NEW LIGHTING, NEW CEILING GRID, AND NEW CEILING TILES, NEW CARPET, NEW RUBBER BASE, AND PAINT
16. PROVIDE NEW WINDOW; REFER TO WINDOW SCHEDULE
17. PROVIDE NEW LED FIXTURES IN EXISTING LOCATIONS; REFER TO MEP
18. PROVIDE NEW CARPET THROUGHOUT; REFER TO FINISH SCHEDULE
19. REPAINT ALL WALLS THROUGHOUT AND PROVIDE NEW RUBBER BASE THROUGHOUT
20. CLEAN CONCRETE FLOOR AND PAINT WITH EPOXY
21. CONTRACTOR TO VERIFY ANY EXISTING BULLET RESISTANT PANELS BUILT INTO JUDGE'S BENCH. IF NONE FOUND, THEN INSTALL PROTECTION LEVEL 3 BULLET RESISTANT PANELS
22. INSTALL RAISED PLATFORM TO BE EASILY REMOVED IN PREPARATION FOR FUTURE WHEEL CHAIR LIFT

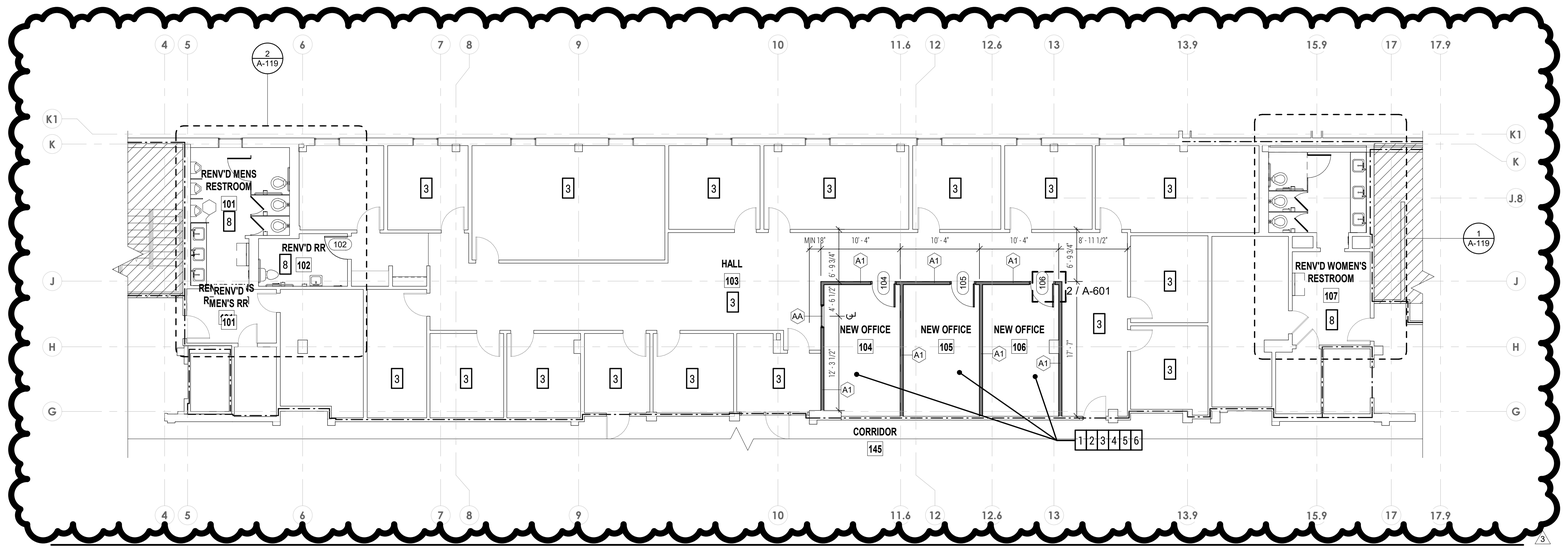

PLAN NORTH / TRUE NORTH

1 LEVEL 1 - COUNTY ATTORNEY - NEW CONSTRUCTION
SCALE: 1/8" = 1'-0"

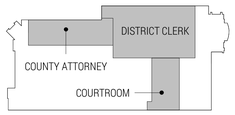

LEVEL 1 KEY PLAN

studio | steinbomer
ARCHITECTURE & INTERIORS
4400 S CONGRESS AVE. SUITE B202
AUSTIN, TX 78744
P: 512.479.0022
F: 512.477.4498
www.steinbomer.com

VARIOUS REMODELS FOR THE WILLIAMSON CO. JUSTICE CTR

405 MARTIN LUTHER KING DRIVE,GEORGETOWN, TEXAS. 78626

ASI-3 - 02.09.2021

DATE:	07.21.20
DRAWN:	JV, JD, WL, MG
SCALE:	AS NOTED

No.	Description	Date
3	ASI -3	02.09.2021

ENLARGED PLANS

A-115

DocuSign Envelope ID: BD1DD069-6BDB-4467-BAD0-FCE7745DF3ED

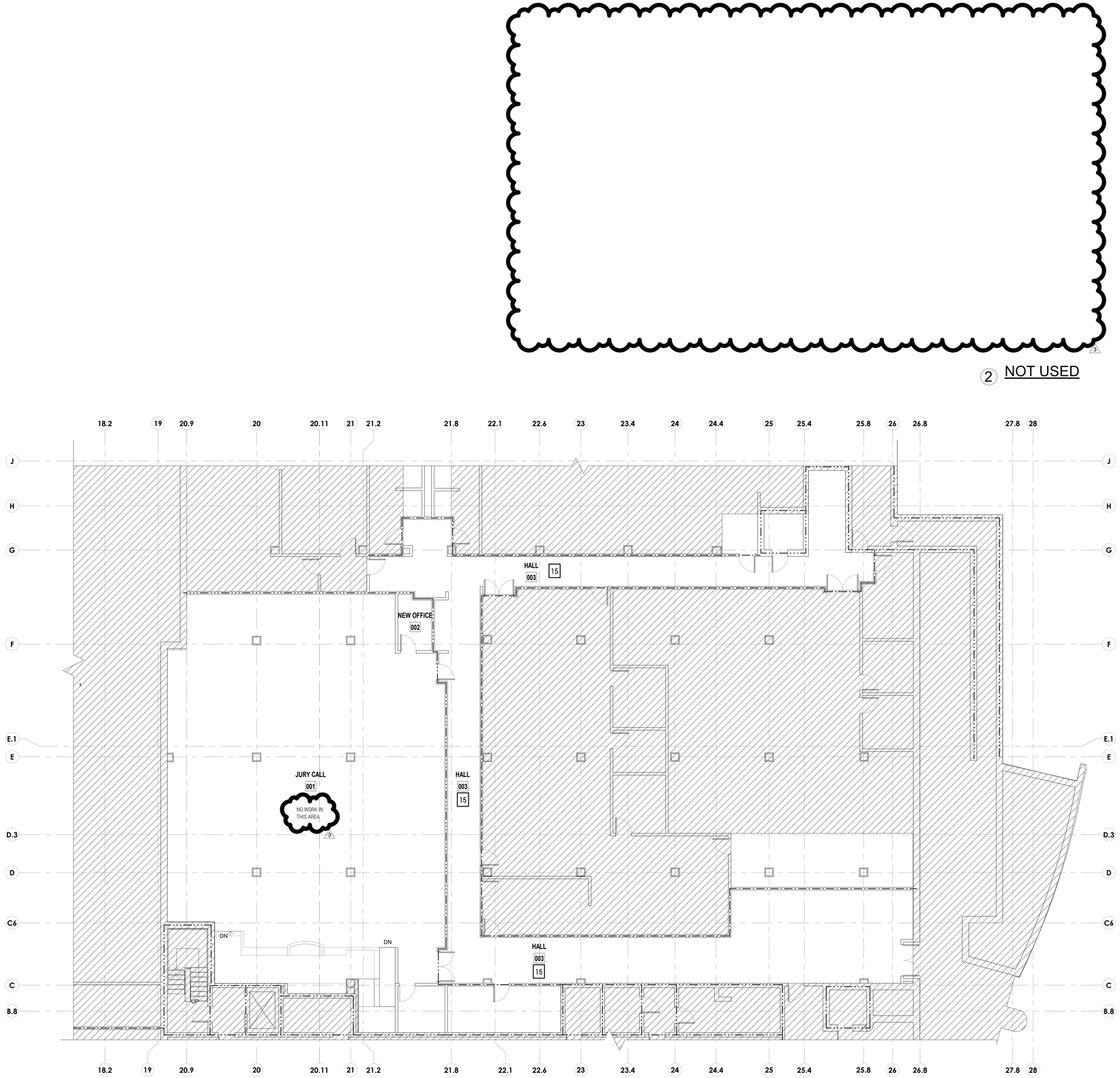

2 NOT USED

1 BASEMENT - JURY CALL NEW CONSTRUCTION
SCALE: 1/8" = 1'-0"

PLAN NORTH / TRUE NORTH

LEGEND

- EXISTING WALL
- NEW WALL
- NOT IN SCOPE OF WORK
- 1 HOUR FIREWALL
- 2 HOUR FIREWALL
- X — NEW CONSTRUCTION KEYED NOTE
- X — PARTITION TYPES - REF. A-501

NEW CONSTRUCTION KEYED NOTES

1. PROVIDE NEW WALLS AND DOORS/HARDWARE (TO MATCH EXISTING) AS SHOWN; REFER TO A-501 FOR TYPICAL PARTITION TYPES
2. PROVIDE NEW CEILING TILE AND GRID
3. PROVIDE NEW FLOORING; REFER TO FINISH SCHEDULE
4. PROVIDE NEW LIGHT FIXTURES; REFER TO MEP DRAWINGS
5. PROVIDE NEW ELECTRICAL AND DATA OUTLETS; REFER TO MEP DRAWINGS
6. PAINT ALL NEW WALLS TO MATCH EXISTING, ADJACENT WALLS; PATCH AND REPAIR/ REPAINT EXISTING WALLS AS NECESSARY IF AFFECTED BY CONSTRUCTION
7. PROVIDE NEW DOORS; REFER TO DOOR SCHEDULE
8. NEW OR RENNOVATED RESTROOM:
   - PROVIDE NEW WALLS AND DOORS/HARDWARE (TO MATCH EXISTING) AS SHOWN; REFER TO A-501 FOR TYPICAL PARTITION TYPES
   - PROVIDE NEW TOILET PARTITIONS (IF APPLICABLE)
   - PROVIDE NEW PLUMBING FIXTURES; REFER TO MEP DRAWINGS
   - PROVIDE NEW TILE FLOORING AND WAINSCOT
   - PROVIDE NEW LIGHT FIXTURES; REFER TO MEP DRAWINGS
   - PROVIDE NEW TOILET ACCESSORIES
   - PROVIDE NEW GYPSUM BOARD CEILINGS
   - PROVIDE NEW EXHAUST FANS; REFER TO MEP DRAWINGS
   - PAINT ALL WALLS AND CEILINGS, NEW AND EXISTING
9. PROVIDE NEW STOREFRONT GLASS IN WALL
10. COURTROOM:
    - PROVIDE NEW SOUND WALLS TO DECK WITH ACOUSTICAL BATTS AND ACOUSTICAL CAULK AT JOINTS; REFER A-501
    - PROVIDE NEW BUILT-IN (RAISED) JUDGE'S BENCH, WITNESS STAND, COURT REPORTER DESK, COURT ADMINISTRATOR DESK, BAYLIFF'S DESK, AND JURY BOX AS SHOWN
    - PROVIDE NEW CARPET TILE; REFER TO FINISH SCHEDULE
    - PROVIDE NEW LIGHT FIXTURES; REFER TO MEP DRAWINGS
    - PROVIDE NEW ELECTRICAL AND DATA OUTLETS; REFER TO MEP DRAWINGS
    - PROVIDE NEW WALLS AND DOORS/HARDWARE (TO MATCH EXISTING) AS SHOWN; REFER TO A-501 FOR TYPICAL PARTITION TYPES
    - PROVIDE NEW CEILING TILE AND GRID; REFER TO CEILING LEGEND
    - PROVIDE BULLET-PROOFING AND SECURITY/DURESS BUTTON AT JUDGE'S BENCH
    - PROVIDE NEW PAINT AT STO./ FUTURE LIFT 127
11. PROVIDE NEW BUILT-IN CABINETS AND COUNTERS AS SHOWN:
    - CABINETS SHALL BE PLYWOOD CORES WITH PLASTIC-LAMINATE FINISH; REFER TO FINISH SCHEDULE
    - COUNTERS SHALL BE QUARTZ; REFER TO FINISH SCHEDULE
12. REPAIR AND PATCH FLOOR AS NECESSARY TO MATCH ADJACENT FLOOR
13. N/A 3
14. PROVIDE CARD READERS AT DOORS TO MATCH EXISTING
15. PROVIDE NEW LIGHTING, NEW CEILING GRID, AND NEW CEILING TILES, NEW CARPET, NEW RUBBER BASE, AND PAINT
16. PROVIDE NEW WINDOW; REFER TO WINDOW SCHEDULE
17. PROVIDE NEW LED FIXTURES IN EXISTING LOCATIONS; REFER TO MEP
18. PROVIDE NEW CARPET THROUGHOUT; REFER TO FINISH SCHEDULE
19. REPAINT ALL WALLS THROUGHOUT AND PROVIDE NEW RUBBER BASE THROUGHOUT
20. CLEAN CONCRETE FLOOR AND PAINT WITH EPOXY
21. CONTRACTOR TO VERIFY ANY EXISTING BULLET RESISTANT PANELS BUILT INTO JUDGE'S BENCH. IF NONE FOUND, THEN INSTALL PROTECTION LEVEL 3 BULLET RESISTANT PANELS
22. INSTALL RAISED PLATFORM TO BE EASILY REMOVED IN PREPARATION FOR FUTURE WHEEL CHAIR LIFT

studio steinbomer ARCHITECTURE & INTERIORS
1400 S CONGRESS AVE. SUITE B202
AUSTIN, TX 78704
P: 512.479.0022
F: 512.477.4498
www.steinbomer.com

VARIOUS REMODELS FOR THE
WILLIAMSON CO. JUSTICE CTR
405 MARTIN LUTHER KING DRIVE,GEORGETOWN, TEXAS. 78626

ASI-3 - 02.09.2021

DATE:	07.21.20
DRAWN:	JV, JD, WL, MG
SCALE:	AS NOTED

No.	Description	Date
3	ASI -3	02.09.2021

ENLARGED PLANS

A-114

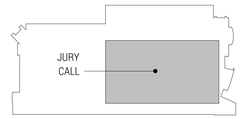

BASEMENT KEY PLAN

DocuSign Envelope ID: BD1DD069-6BDB-4467-BAD0-FCE7745DF3ED

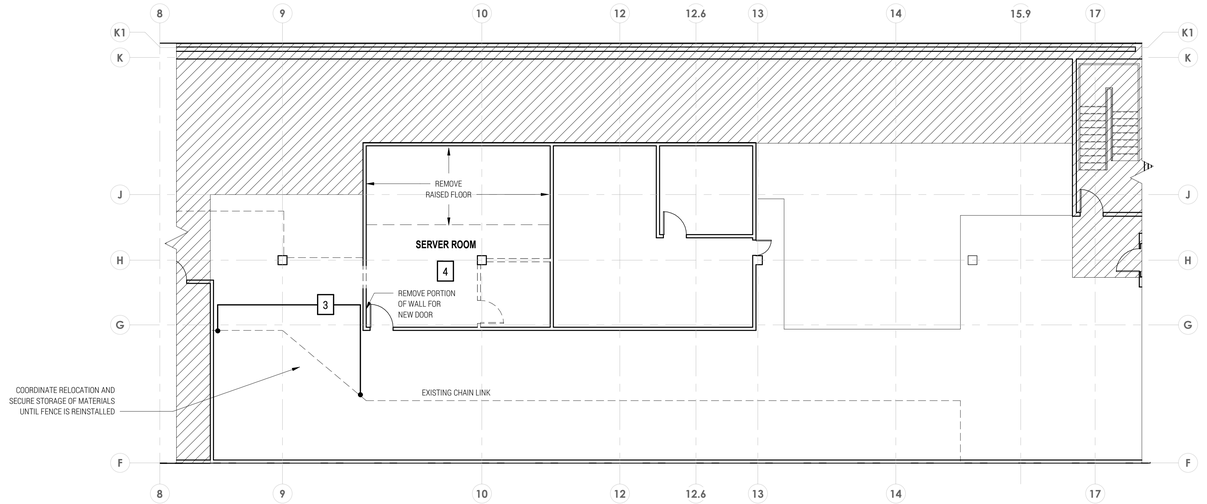

2 LEVEL 3 - SERVER ROOM DEMOLITION PLAN
SCALE: 1/8" = 1'-0"

PLAN NORTH / TRUE NORTH

DEMOLITION LEGEND

- WALL OR ITEM TO BE DEMOLISHED
- EXISTING WALL
- NEW WALL
- EXISTING NOT IN SCOPE
- 1 HOUR FIREWALL
- 2 HOUR FIREWALL
- 1 / A101 SIM — CALLOUT TAG - REFER TO SHEET A-XXX
- X — DEMOLITION KEYED NOTES

DEMOLITION KEYED NOTES

1. (NOT USED)
2. HALLWAY:
   - REMOVE EXISTING TILE, GRID AND LIGHT FIXTURES AND PREPARE FOR NEW
   - REMOVE EXISTING FLOORING AND PREP FOR NEW
3. REMOVE PORTION OF EXISTING CHAIN LINK FENCE AS NECESSARY TO ACCOMMODATE NEW OFFICE LOCATION, REINSTALL FENCING FOR SECURED STORAGE
4. REMOVE EXISTING CEILING TILE, GRID, LIGHT FIXTURES AND VCT, AND PREPARE FOR NEW

3

studio steinbomer ARCHITECTURE & INTERIORS
1400 S CONGRESS AVE. SUITE B202
AUSTIN, TX 78704
P: 512.479.0022
F: 512.477.4498
www.steinbomer.com

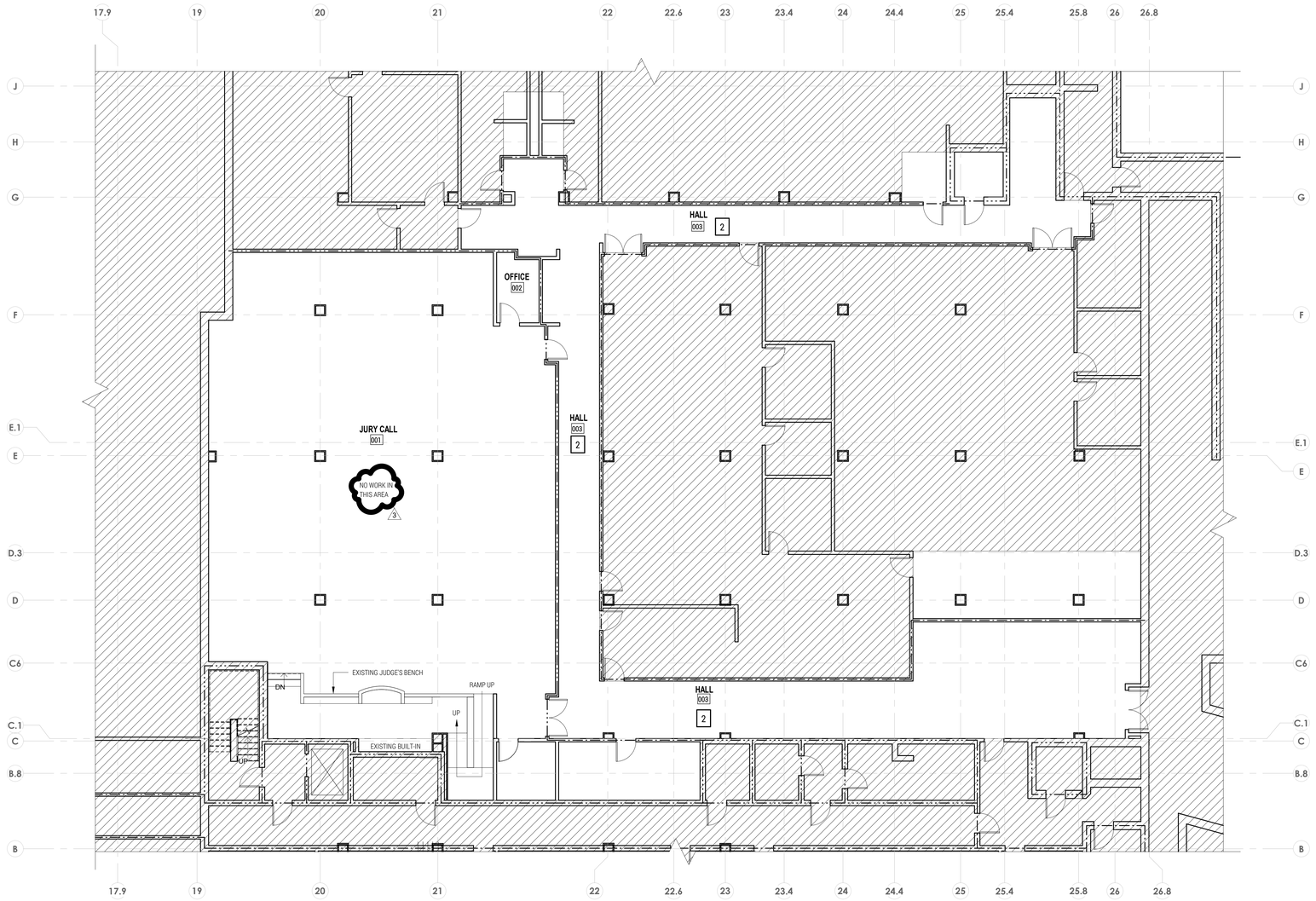

1 BASEMENT - JURY CALL - DEMOLITION PLAN
SCALE: 1/8" = 1'-0"

PLAN NORTH / TRUE NORTH

VARIOUS REMODELS FOR THE WILLIAMSON CO. JUSTICE CTR

405 MARTIN LUTHER KING DRIVE,GEORGETOWN, TEXAS. 78626

ASI-3 - 02.09.2021

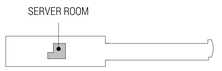

ATTIC KEY PLAN

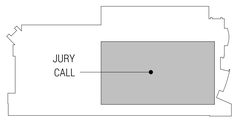

BASEMENT KEY PLAN

DATE:	07.21.20
DRAWN:	JV, JD, WL, MG
SCALE:	AS NOTED

No.	Description	Date
2	ASI-2	12.16.2020
3	ASI -3	02.09.2021

BASEMENT & ATTIC DEMOLITION PLANS

A-109

DocuSign Envelope ID: BD1DD069-6BDB-4467-BAD0-FCE7745DF3ED

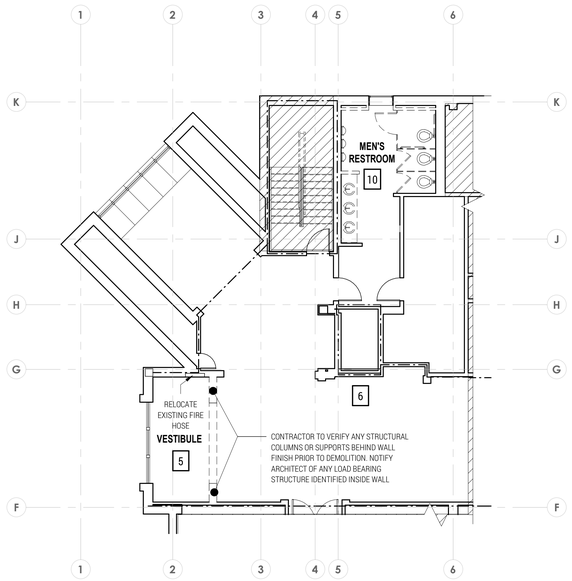

PLAN NORTH / TRUE NORTH

3 LEVEL 2 - VESTIBULE - DEMOLITION PLAN
SCALE: 1/8" = 1'-0"

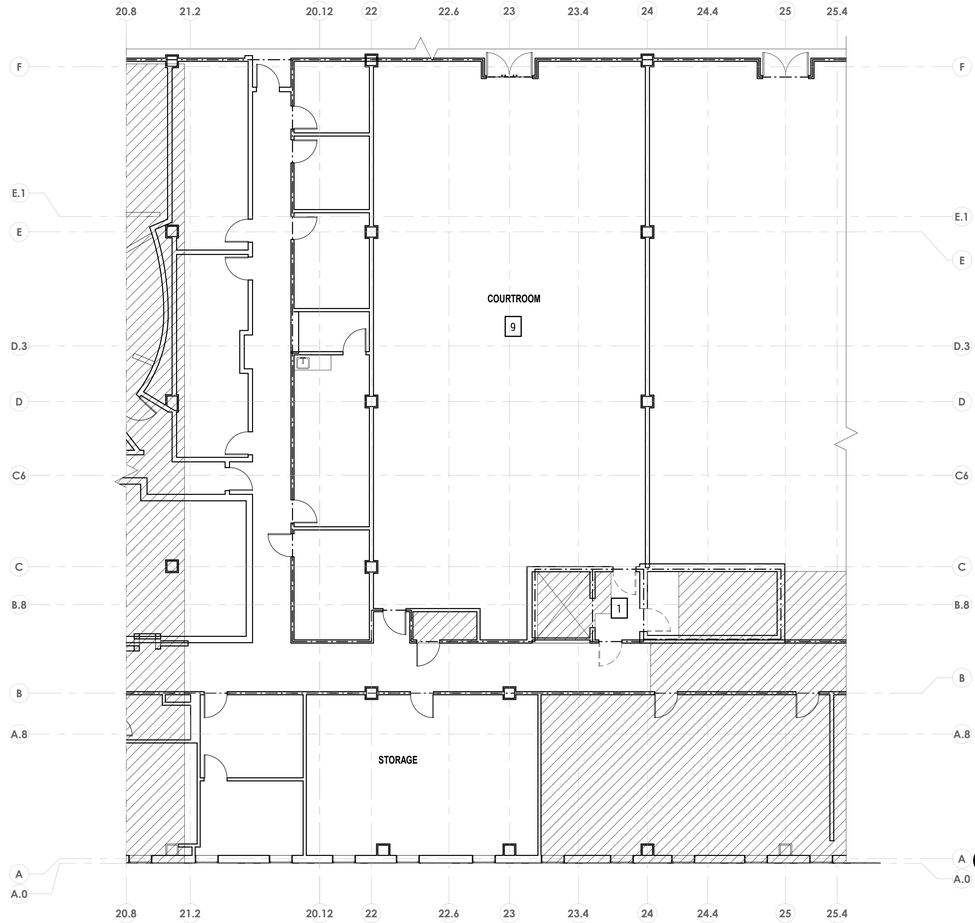

PLAN NORTH / TRUE NORTH

2 LEVEL 1 - COURTROOM - DEMOLITION PLAN
SCALE: 1/8" = 1'-0"

DEMOLITION LEGEND

- WALL OR ITEM TO BE DEMOLISHED
- EXISTING WALL
- NEW WALL
- EXISTING NOT IN SCOPE
- 1 HOUR FIREWALL
- 2 HOUR FIREWALL
- 1 / A101 SIM — CALLOUT TAG - REFER TO SHEET A-XXX
- X — DEMOLITION KEYED NOTES

DEMOLITION KEYED NOTES

1. REMOVE EXISTING DOORS AS INDICATED AND PREP FOR NEW IN EXISTING OPENING
2. DISTRICT ATTORNEY OFFICE:
   - REMOVE DOORS AND WALLS AS INDICATED AND PREP FOR OFFICE EXPANSION
   - REMOVE EXISTING LIGHT FIXTURES AND CARPET AND PREP FOR NEW
3. DISTRICT ATTORNEY CONFERENCE & SECRETARY:
   - REMOVE WALLS AS INDICATED AND PREP FOR SPACE REDUCTION
   - REMOVE EXISTING LIGHT FIXTURES
   - REMOVE CARPET AND PREP FOR NEW
4. WOMEN'S RESTROOM:
   - REMOVE PARTITIONS, TILE, DOORS, FIXTURES, CEILINGS, FLOORING, AND WALLS AS SHOWN AND PREP FOR NEW RESTROOM CONFIGURATION
5. VESTIBULE:
   - REMOVE EXISTING LIGHT FIXTURES, WING WALLS AND FUR DOWN AS SHOWN; PROVIDE TEMPORARY SHORING AT FURDOWN IF NECESSARY. REMOVE CEILING TILES AND LIGHTING AND PREP FOR NEW ENCLOSED BREAKROOM. VERIFY STRUCTURAL SYSTEMS BEHIND EXISTING FINISHES REMOVAL. REPORT STRUCTURAL FINDINGS TO ARCHITECT
6. PREPARE FOR NEW FIRE HOSE LOCATION
7. REMOVE EXISTING CARPET AND EXISTING LIGHT FIXTURES AND PREP FOR NEW
8. REMOVE EXISTING CEILING, GRID, AND REGISTERS AND PREP FOR NEW COURTROOM CONFIGURATION. CONTRACTOR TO SALVAGE ALL EXISTING LIGHT FIXTURES AND COORDINATE TRANSFER BACK TO WILLIAMSON COUNTY
9. RESTROOMS:
   - REMOVE EXISTING TOILET PARTITIONS, FLOOR TILE, WALL TILE, PLUMBING FIXTURES, LIGHTING AND RESTROOM ACCESSORIES IN PREPARATION FOR RESTROOM RENOVATION
10. REMOVE EXISTING LIGHT FIXTURES AND PREP FOR NEW (EXISTING FLOORING TO REMAIN)

PLAN NORTH / TRUE NORTH

1 LEVEL 2 - DISTRICT ATTORNEY - DEMOLITION PLAN
SCALE: 1/8" = 1'-0"

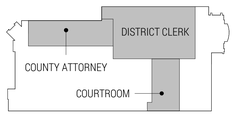

LEVEL 1 KEY PLAN

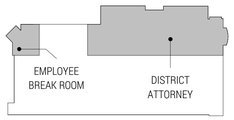

LEVEL 2 KEY PLAN

studio steinbomer ARCHITECTURE & INTERIORS
1400 S CONGRESS AVE. SUITE B202
AUSTIN, TX 78704
P: 512.479.0022
F: 512.477.4498
www.steinbomer.com

VARIOUS REMODELS FOR THE

WILLIAMSON CO. JUSTICE CTR

405 MARTIN LUTHER KING DRIVE,GEORGETOWN, TEXAS. 78626

ASI-3 - 02.09.2021

DATE:	07.21.20
DRAWN:	JV, JD, WL, MG
SCALE:	AS NOTED

No.	Description	Date
3	ASI -3	02.09.2021

ENLARGED DEMOLITION PLANS

A-106

DocuSign Envelope ID: BD1DD069-6BDB-4467-BAD0-FCE7745DF3ED

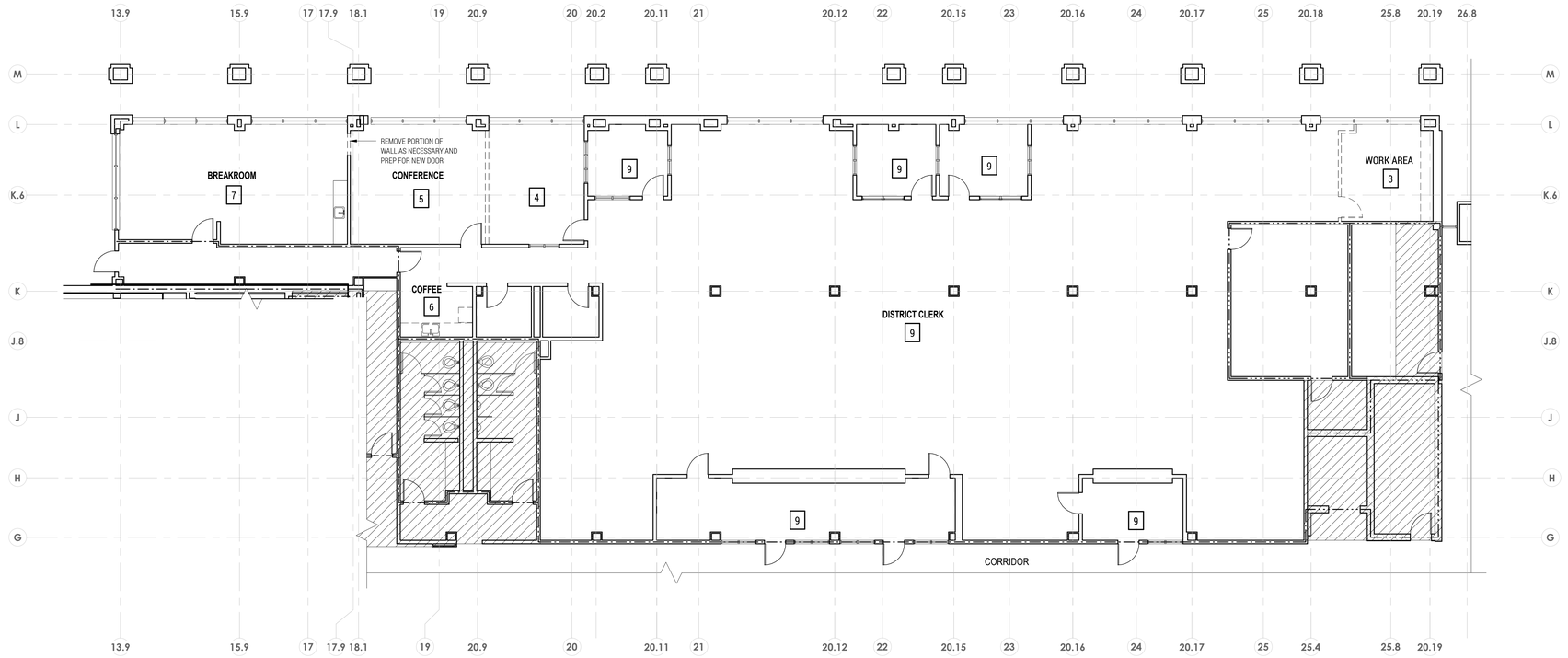

PLAN NORTH / TRUE NORTH

2 LEVEL 1 - DISTRICT CLERK - DEMOLITION PLAN
SCALE: 1/8" = 1'-0"

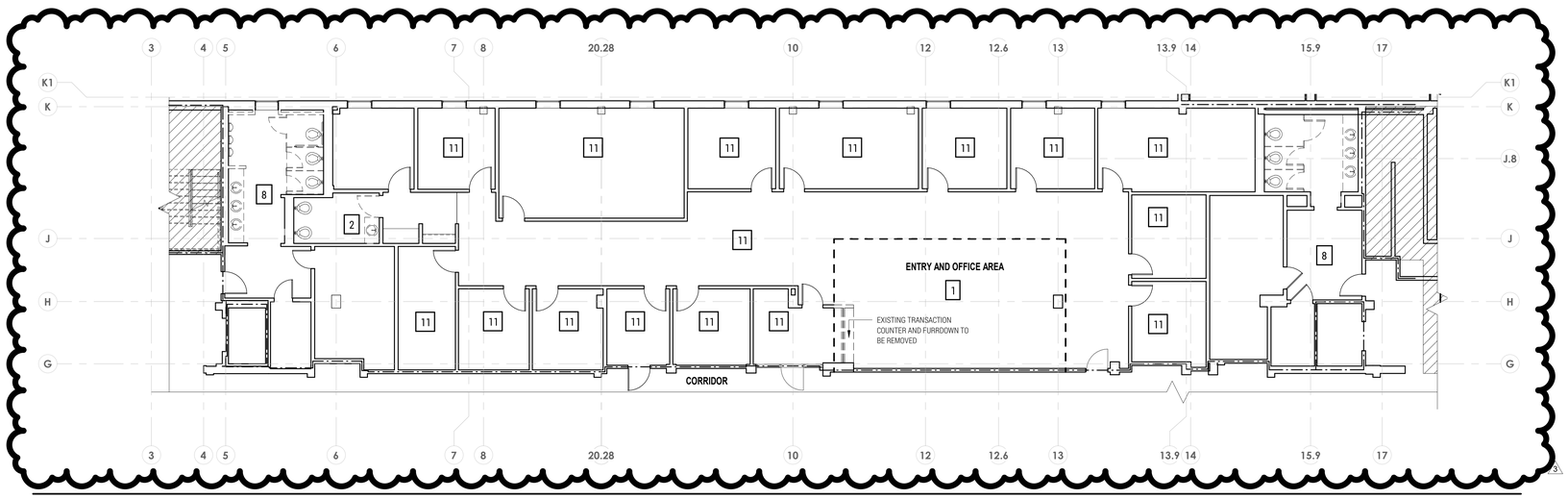

PLAN NORTH / TRUE NORTH

1 LEVEL 1 - COUNTY ATTORNEY - DEMOLITION PLAN
SCALE: 1/8" = 1'-0"

DEMOLITION LEGEND

- WALL OR ITEM TO BE DEMOLISHED
- EXISTING WALL
- NEW WALL
- EXISTING NOT IN SCOPE
- 1 HOUR FIREWALL
- 2 HOUR FIREWALL
- SIM / A101 — CALLOUT TAG - REFER TO SHEET A-XXX
- X — DEMOLITION KEYED NOTES

DEMOLITION KEYED NOTES

NOTE: CONFIRM AND COORDINATE ALL LIMITS OF DEMOLITION WITH NEW FLOOR PLANS, TYP.

1 COUNTY ATTORNEY EXISTING ENTRY AND CUBICLE OFFICE AREA:
- REMOVE CUBICLE STATIONS
- REMOVE/EXISTING LIGHT FIXTURES AND PREPARE FOR NEW
- REMOVE EXISTING CEILING TILE AND GRID AND PREP FOR NEW
- REMOVE EXISTING CARPET AND PREPARE FOR NEW
- REMOVE TRANSACTION COUNTER MILLWORK, GLAZING AND FUR DOWN
- COORDINATE EXACT LIMITS OF DEMOLITION WITH NEW FLOOR PLAN

2 COUNTY ATTORNEY TOILET:
- REMOVE EXISTING TOILET PARTITIONS, DOORS, AND LIGHT FIXTURES; AND PREP FOR NEW FLOOR-TO-CEILING WALLS, NEW DOORS AND NEW LIGHT FIXTURES
- REMOVE EXISTING SHEETROCK CEILING AND PREPARE FOR NEW
- REMOVE EXISTING FLOOR AND WALL TILE AND PREPARE FOR NEW

3 DISTRICT CLERK WORK AREA:
- REMOVE WALLS, CABINETS, CARPET, LIGHT FIXTURES AND DOOR AS SHOWN AND PREP FOR NEW PRIVATE OFFICE

4 DISTRICT CLERK OFFICE:
- REMOVE WALLS, CARPET, AND LIGHT FIXTURES AS SHOWN, AND PREP FOR NEW OPEN OFFICE SPACE

5 DISTRICT CLERK CONFERENCE ROOM:
- REMOVE WALLS, CARPET, LIGHT FIXTURES AND DOOR AS SHOWN AND PREP FOR NEW OPEN OFFICE SPACE

6 DISTRICT CLERK COFFEE BAR:
- REMOVE EXISTING SINK, COUNTERS, MILLWORK, CARPET, AND LIGHT FIXTURES; AND PREP FOR NEW MILLWORK, COUNTER AND FINISHES

7 BREAK ROOM:
- REMOVE PORTION OF NORTH WALL AS SHOWN AND PREP FOR NEW DOOR LOCATION
- REMOVE EXISTING LIGHT FIXTURES AND PREPARE FOR NEW
- REMOVE EXISTING FLOORING AND PREPARE FOR NEW LVT

8 RESTROOMS:
- REMOVE EXISTING TOILET PARTITIONS, FLOOR TILE, WALL TILE, PLUMBING FIXTURES, LIGHTING AND RESTROOM ACCESSORIES IN PREPARATION FOR RESTROOM RENOVATION

9 DISTRICT CLERK OPEN OFFICE
- REMOVE EXISTING CARPET AND LIGHT FIXTURES THROUGHOUT AND PREP FOR NEW LIGHT FIXTURES IN EXISTING LOCATIONS, AND NEW CARPET

10 EXISTING COURTROOMS
- REMOVE ALL EXISTING LIGHTING FIXTURES, REPAIR AND REPLACE ALL EXISTING CEILING TILES AS NECESSARY - MATCH EXISTING ACOUSTICAL CEILING TILES

11 REMOVE EXISTING FLOORING AND PREPARE FOR NEW

studio steinbomer ARCHITECTURE & INTERIORS
4400 S CONGRESS AVE. SUITE B202
AUSTIN, TX 78744
T: 512.479.0022
F: 512.477.4498
www.steinbomer.com

VARIOUS REMODELS FOR THE

WILLIAMSON CO. JUSTICE CTR

405 MARTIN LUTHER KING DRIVE,GEORGETOWN, TEXAS. 78626

ASI-3 - 02.09.2021

DATE:	07.21.20
DRAWN:	JV, JD, WL, MG
SCALE:	AS NOTED

No.	Description	Date
3	ASI -3	02.09.2021

ENLARGED DEMOLITION PLANS

A-105

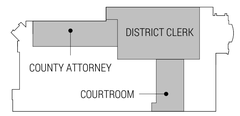

LEVEL 1 KEY PLAN

DocuSign Envelope ID: BD1DD069-6BDB-4467-BAD0-FCE7745DF3ED

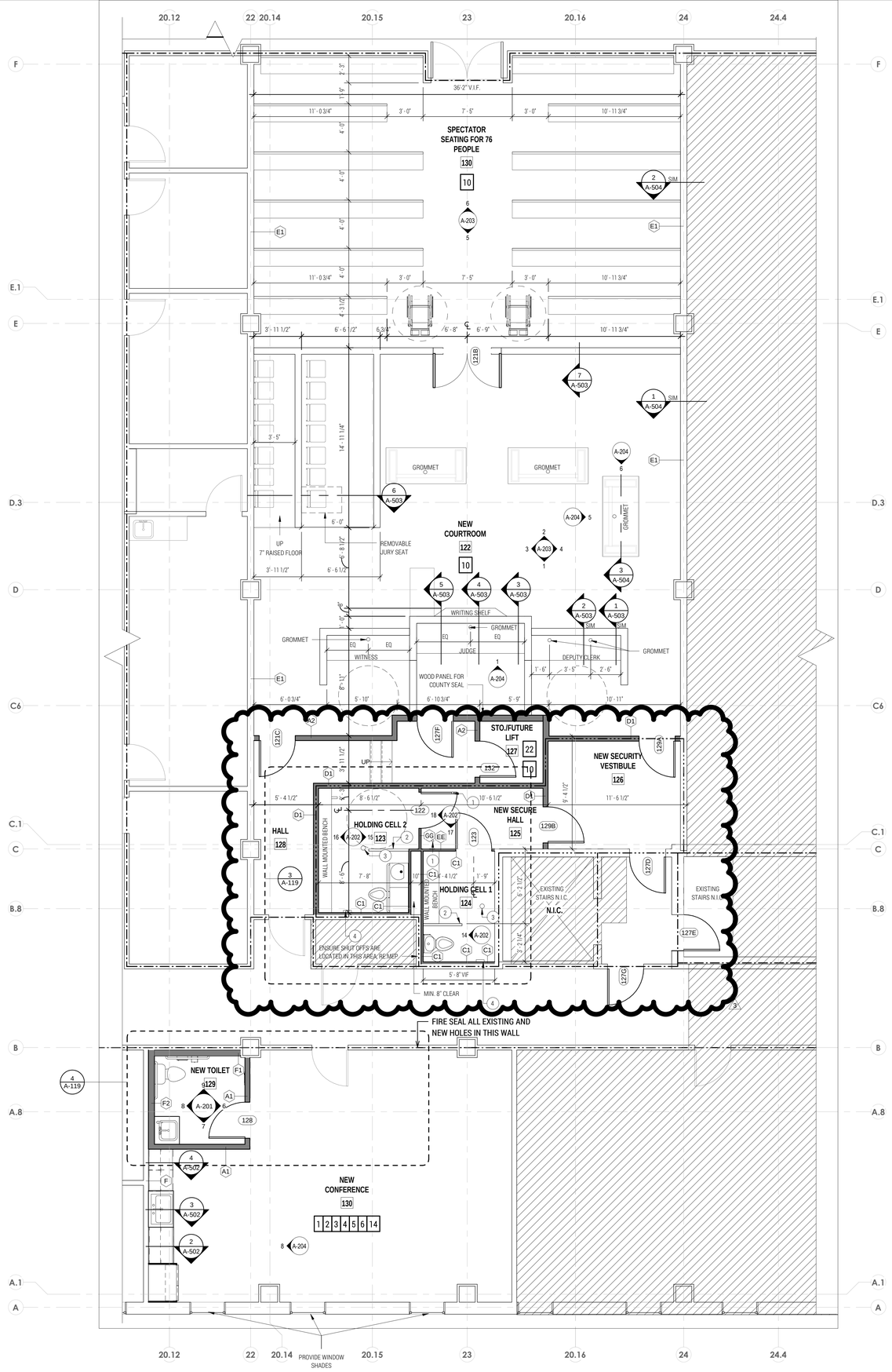

1 LEVEL 1 - COURTROOM NEW CONSTRUCTION
SCALE: 1/4" = 1'-0"

PLAN NORTH / TRUE NORTH

LEGEND

- EXISTING WALL
- NEW WALL
- NOT IN SCOPE OF WORK
- 1 HOUR FIREWALL
- 2 HOUR FIREWALL
- X — NEW CONSTRUCTION KEYED NOTE
- X — PARTITION TYPES - REF. A-501

NEW CONSTRUCTION KEYED NOTES

1. PROVIDE NEW WALLS AND DOORS/HARDWARE (TO MATCH EXISTING) AS SHOWN; REFER TO A-501 FOR TYPICAL PARTITION TYPES
2. PROVIDE NEW CEILING TILE AND GRID
3. PROVIDE NEW FLOORING; REFER TO FINISH SCHEDULE
4. PROVIDE NEW LIGHT FIXTURES; REFER TO MEP DRAWINGS
5. PROVIDE NEW ELECTRICAL AND DATA OUTLETS; REFER TO MEP DRAWINGS
6. PAINT ALL NEW WALLS TO MATCH EXISTING, ADJACENT WALLS; PATCH AND REPAIR/ REPAINT EXISTING WALLS AS NECESSARY IF AFFECTED BY CONSTRUCTION
7. PROVIDE NEW DOORS; REFER TO DOOR SCHEDULE
8. NEW OR RENNOVATED RESTROOM:
   - PROVIDE NEW WALLS AND DOORS/HARDWARE (TO MATCH EXISTING) AS SHOWN; REFER TO A-501 FOR TYPICAL PARTITION TYPES
   - PROVIDE NEW TOILET PARTITIONS (IF APPLICABLE)
   - PROVIDE NEW PLUMBING FIXTURES; REFER TO MEP DRAWINGS
   - PROVIDE NEW TILE FLOORING AND WAINSCOT
   - PROVIDE NEW LIGHT FIXTURES; REFER TO MEP DRAWINGS
   - PROVIDE NEW TOILET ACCESSORIES
   - PROVIDE NEW GYPSUM BOARD CEILINGS
   - PROVIDE NEW EXHAUST FANS; REFER TO MEP DRAWINGS
   - PAINT ALL WALLS AND CEILINGS, NEW AND EXISTING
9. PROVIDE NEW STOREFRONT GLASS IN WALL
10. COURTROOM:
    - PROVIDE NEW SOUND WALLS TO DECK WITH ACOUSTICAL BATTS AND ACOUSTICAL CAULK AT JOINTS; REFER A-501
    - PROVIDE NEW BUILT-IN (RAISED) JUDGE'S BENCH, WITNESS STAND, COURT REPORTER DESK, COURT ADMINISTRATOR DESK, BAYLIFF'S DESK, AND JURY BOX AS SHOWN
    - PROVIDE NEW CARPET TILE; REFER TO FINISH SCHEDULE
    - PROVIDE NEW LIGHT FIXTURES; REFER TO MEP DRAWINGS
    - PROVIDE NEW ELECTRICAL AND DATA OUTLETS; REFER TO MEP DRAWINGS
    - PROVIDE NEW WALLS AND DOORS/HARDWARE (TO MATCH EXISTING) AS SHOWN; REFER TO A-501 FOR TYPICAL PARTITION TYPES
    - PROVIDE NEW CEILING TILE AND GRID; REFER TO CEILING LEGEND
    - PROVIDE BULLET-PROOFING AND SECURITY/DURESS BUTTON AT JUDGE'S BENCH
    - PROVIDE NEW PAINT AT STO./ FUTURE LIFT 127
11. PROVIDE NEW BUILT-IN CABINETS AND COUNTERS AS SHOWN:
    - CABINETS SHALL BE PLYWOOD CORES WITH PLASTIC-LAMINATE FINISH; REFER TO FINISH SCHEDULE
    - COUNTERS SHALL BE QUARTZ; REFER TO FINISH SCHEDULE
12. REPAIR AND PATCH FLOOR AS NECESSARY TO MATCH ADJACENT FLOOR
13. N/A
14. PROVIDE CARD READERS AT DOORS TO MATCH EXISTING
15. PROVIDE NEW LIGHTING, NEW CEILING GRID, AND NEW CEILING TILES, NEW CARPET, NEW RUBBER BASE, AND PAINT
16. PROVIDE NEW WINDOW; REFER TO WINDOW SCHEDULE
17. PROVIDE NEW LED FIXTURES IN EXISTING LOCATIONS; REFER TO MEP
18. PROVIDE NEW CARPET THROUGHOUT; REFER TO FINISH SCHEDULE
19. REPAINT ALL WALLS THROUGHOUT AND PROVIDE NEW RUBBER BASE THROUGHOUT
20. CLEAN CONCRETE FLOOR AND PAINT WITH EPOXY
21. CONTRACTOR TO VERIFY ANY EXISTING BULLET RESISTANT PANELS BUILT INTO JUDGE'S BENCH. IF NONE FOUND, THEN INSTALL PROTECTION LEVEL 3 BULLET RESISTANT PANELS
22. INSTALL RAISED PLATFORM TO BE EASILY REMOVED IN PREPARATION FOR FUTURE WHEEL CHAIR LIFT

NOTE

CONSTRUCT MOCK-UP OR JUDGE, DEPUTY CLERK, AND WITNESS STANDS PRIOR TO INSTALL FOR USERS TO VERIFY SIGHT LINES.

HOLDING CELL NOTES

1. DOOR STOP - HOLD 6" OFF WALL SECURED INTO CONCRETE FLOOR
2. PNTD. STEEL PRIVACY PARTITION SECURED INTO CONCRETE FLOOR
3. FLOOR DRAIN - DETENTION GRADE W/ VANDAL RESISTENT SCREWS
4. TWO WAY COMMUNICATION INTERCOM W/ DETENTION GRADE FASTENERS - ROUTED TO STAFF LOCATION

HOLDING CELL GENERAL NOTES

- PROVIDE SMOKE DETECTORS WITHIN HOLDING CELLS - DETECTION WITHIN 60 SECONDS OF SMOKE
- PROVIDE EMERGENCY ELECTRICAL POWER FOR ALL LIFE SAFETY SYSTEMS
- PROVIDE FIRE EXTINGUISHERS AS REQUIRED IN ACCORDANCE TO NFPA 101
- PROVIDE SELF CONTAINED BREATHING APARATUS NEAR FACILITY CONTROL STATION

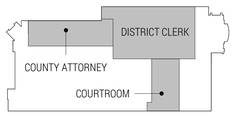

LEVEL 1 KEY PLAN

studio steinbomer
ARCHITECTURE & INTERIORS
1405 S CONGRESS AVE. SUITE B202
AUSTIN, TX 78704
P: 512.479.0022
F: 512.477.4468
www.steinbomer.com

VARIOUS REMODELS FOR THE WILLIAMSON CO. JUSTICE CTR

405 MARTIN LUTHER KING DRIVE,GEORGETOWN, TEXAS. 78626

ASI-3 - 02.09.2021

DATE:	07.21.20
DRAWN:	JV, JD, WL, MG
SCALE:	AS NOTED

No.	Description	Date
3	ASI -3	02.09.2021

ENLARGED PLANS

A-117

DocuSign Envelope ID: BD1DD069-6BDB-4467-BAD0-FCE7745DF3ED

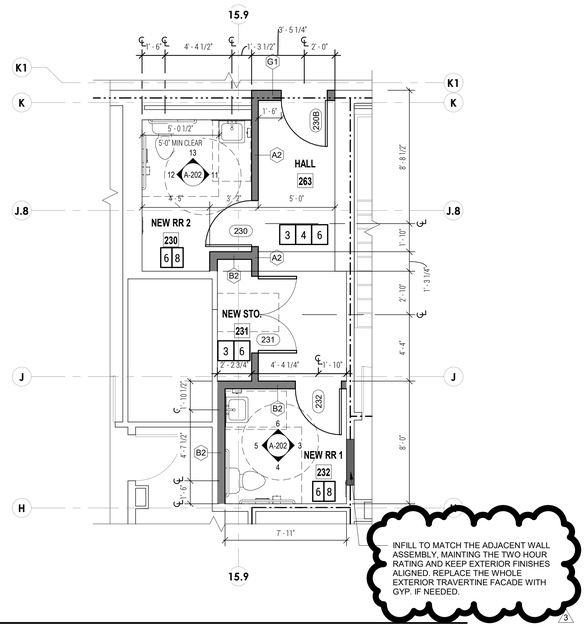

6 LEVEL 2 - DISTRICT ATTORNEY - NEW RESTROOMS
SCALE: 1/4" = 1'-0"

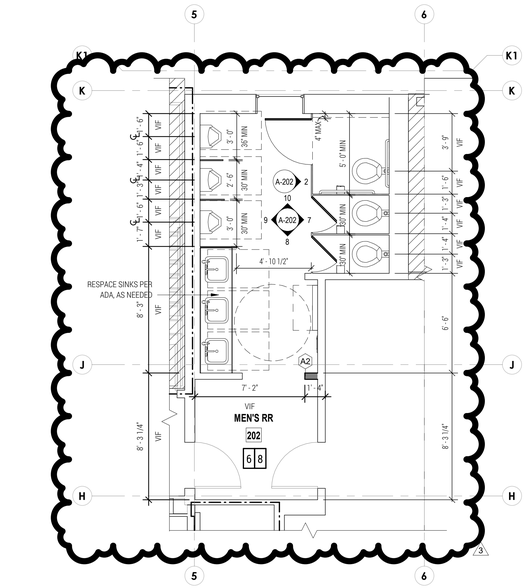

5 LEVEL 2 - RENOVATED PUBLIC MEN'S RESTROOM
SCALE: 1/4" = 1'-0"

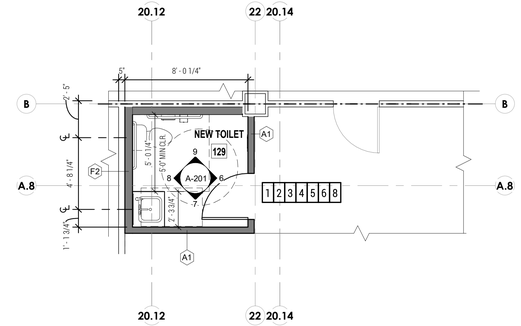

4 LEVEL 1 - NEW CONFERENCE ROOM RESTROOM
SCALE: 1/4" = 1'-0"

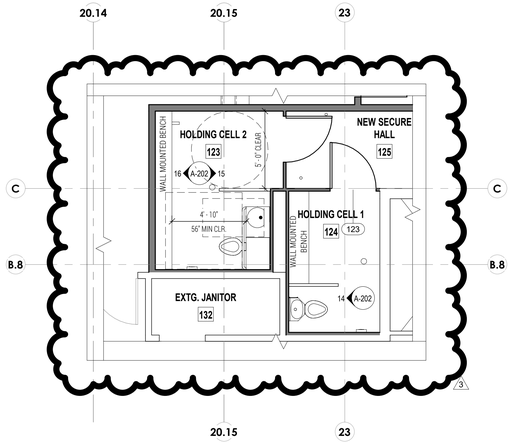

3 LEVEL 1 - HOLDING CELL RESTROOMS NEW CONSTRUCTION
SCALE: 1/4" = 1'-0"

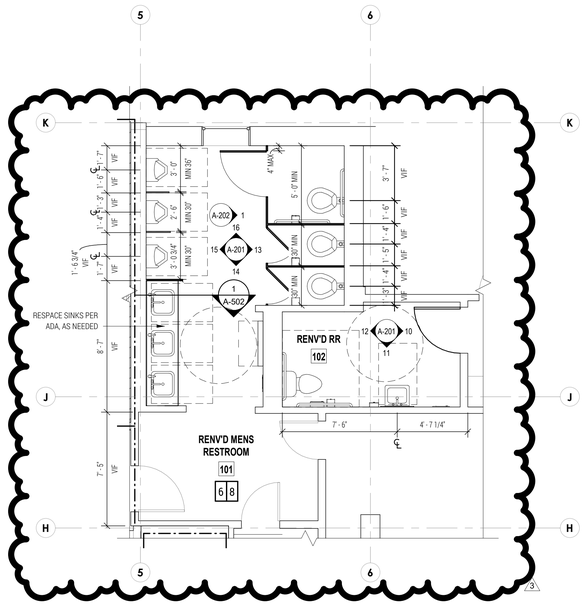

2 LEVEL 1 - RENOVATED PUBLIC - MEN'S RR & COUNTRY ATTORNEY RR
SCALE: 1/4" = 1'-0"

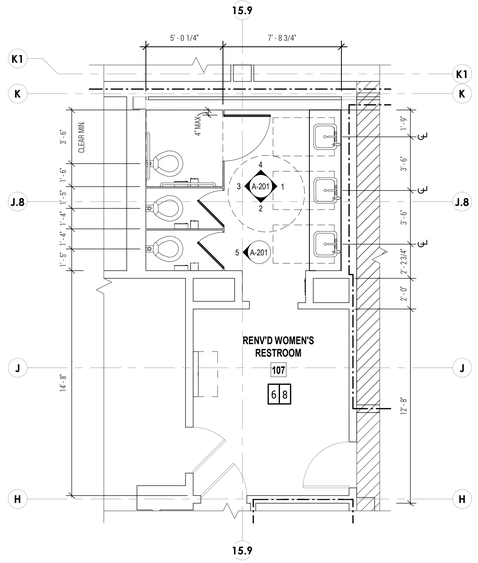

1 LEVEL 1 - RENOVATED PUBLIC WOMEN'S RESTROOM
SCALE: 1/4" = 1'-0"

LEGEND

- EXISTING WALL
- NEW WALL
- NOT IN SCOPE OF WORK
- 1 HOUR FIREWALL
- 2 HOUR FIREWALL
- X — NEW CONSTRUCTION KEYED NOTE
- X — PARTITION TYPES - REF. A-501

NEW CONSTRUCTION KEYED NOTES

1. PROVIDE NEW WALLS AND DOORS/HARDWARE (TO MATCH EXISTING) AS SHOWN; REFER TO A-501 FOR TYPICAL PARTITION TYPES
2. PROVIDE NEW CEILING TILE AND GRID
3. PROVIDE NEW FLOORING; REFER TO FINISH SCHEDULE
4. PROVIDE NEW LIGHT FIXTURES; REFER TO MEP DRAWINGS
5. PROVIDE NEW ELECTRICAL AND DATA OUTLETS; REFER TO MEP DRAWINGS
6. PAINT ALL NEW WALLS TO MATCH EXISTING, ADJACENT WALLS; PATCH AND REPAIR/ REPAINT EXISTING WALLS AS NECESSARY IF AFFECTED BY CONSTRUCTION
7. PROVIDE NEW DOORS; REFER TO DOOR SCHEDULE
8. NEW OR RENNOVATED RESTROOM:
   - PROVIDE NEW WALLS AND DOORS/HARDWARE (TO MATCH EXISTING) AS SHOWN; REFER TO A-501 FOR TYPICAL PARTITION TYPES
   - PROVIDE NEW TOILET PARTITIONS (IF APPLICABLE)
   - PROVIDE NEW PLUMBING FIXTURES; REFER TO MEP DRAWINGS
   - PROVIDE NEW TILE FLOORING AND WAINSCOT
   - PROVIDE NEW LIGHT FIXTURES; REFER TO MEP DRAWINGS
   - PROVIDE NEW TOILET ACCESSORIES
   - PROVIDE NEW GYPSUM BOARD CEILINGS
   - PROVIDE NEW EXHAUST FANS; REFER TO MEP DRAWINGS
   - PAINT ALL WALLS AND CEILINGS, NEW AND EXISTING
9. PROVIDE NEW STOREFRONT GLASS IN WALL
10. COURTROOM:
    - PROVIDE NEW SOUND WALLS TO DECK WITH ACOUSTICAL BATTS AND ACOUSTICAL CAULK AT JOINTS; REFER A-501
    - PROVIDE NEW BUILT-IN (RAISED) JUDGE'S BENCH, WITNESS STAND, COURT REPORTER DESK, COURT ADMINISTRATOR DESK, BAYLIFF'S DESK, AND JURY BOX AS SHOWN
    - PROVIDE NEW CARPET TILE; REFER TO FINISH SCHEDULE
    - PROVIDE NEW LIGHT FIXTURES; REFER TO MEP DRAWINGS
    - PROVIDE NEW ELECTRICAL AND DATA OUTLETS; REFER TO MEP DRAWINGS
    - PROVIDE NEW WALLS AND DOORS/HARDWARE (TO MATCH EXISTING) AS SHOWN; REFER TO A-501 FOR TYPICAL PARTITION TYPES
    - PROVIDE NEW CEILING TILE AND GRID; REFER TO CEILING LEGEND
    - PROVIDE BULLET-PROOFING AND SECURITY/DURESS BUTTON AT JUDGE'S BENCH
    - PROVIDE NEW PAINT AT STO./ FUTURE LIFT 127
11. PROVIDE NEW BUILT-IN CABINETS AND COUNTERS AS SHOWN:
    - CABINETS SHALL BE PLYWOOD CORES WITH PLASTIC-LAMINATE FINISH; REFER TO FINISH SCHEDULE
    - COUNTERS SHALL BE QUARTZ; REFER TO FINISH SCHEDULE
12. REPAIR AND PATCH FLOOR AS NECESSARY TO MATCH ADJACENT FLOOR
13. N/A
14. PROVIDE CARD READERS AT DOORS TO MATCH EXISTING
15. PROVIDE NEW LIGHTING, NEW CEILING GRID, AND NEW CEILING TILES, NEW CARPET, NEW RUBBER BASE, AND PAINT
16. PROVIDE NEW WINDOW; REFER TO WINDOW SCHEDULE
17. PROVIDE NEW LED FIXTURES IN EXISTING LOCATIONS; REFER TO MEP
18. PROVIDE NEW CARPET THROUGHOUT; REFER TO FINISH SCHEDULE
19. REPAINT ALL WALLS THROUGHOUT AND PROVIDE NEW RUBBER BASE THROUGHOUT
20. CLEAN CONCRETE FLOOR AND PAINT WITH EPOXY
21. CONTRACTOR TO VERIFY ANY EXISTING BULLET RESISTANT PANELS BUILT INTO JUDGE'S BENCH. IF NONE FOUND, THEN INSTALL PROTECTION LEVEL 3 BULLET RESISTANT PANELS
22. INSTALL RAISED PLATFORM TO BE EASILY REMOVED IN PREPARATION FOR FUTURE WHEEL CHAIR LIFT

REGISTERED ARCHITECT
DAVID E. DUNN
17923
STATE OF TEXAS

studio steinbomer
ARCHITECTURE & INTERIORS
1400 S CONGRESS AVE. SUITE B202
AUSTIN, TX 78704
T: 512.479.0022
F: 512.477.4698
www.steinbomer.com

VARIOUS REMODELS FOR THE WILLIAMSON CO. JUSTICE CTR

405 MARTIN LUTHER KING DRIVE,GEORGETOWN, TEXAS. 78626

ASI-3 - 02.09.2021

DATE:	07.21.20
DRAWN:	JV, JD, WL, MG
SCALE:	AS NOTED

No.	Description	Date
2	ASI-2	12.16.2020
3	ASI -3	02.09.2021

ENLARGED RESTROOM PLANS

A-119

DocuSign Envelope ID: BD1DD069-6BDB-4467-BAD0-FCE7745DF3ED

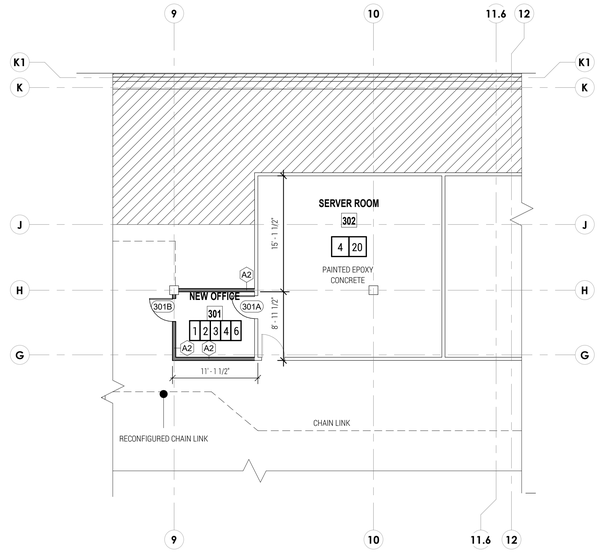

PLAN NORTH / TRUE NORTH

3 LEVEL 3 - ATTIC FLOOR PLAN -NEW CONSTRUCTION
SCALE: 1/8" = 1'-0"

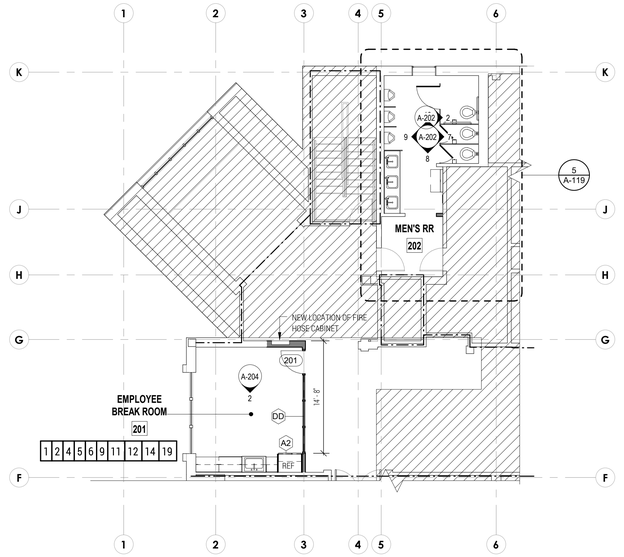

PLAN NORTH / TRUE NORTH

2 LEVEL 2 - EMPLOYEE BREAKROOM NEW CONSTRUCTION
SCALE: 1/8" = 1'-0"

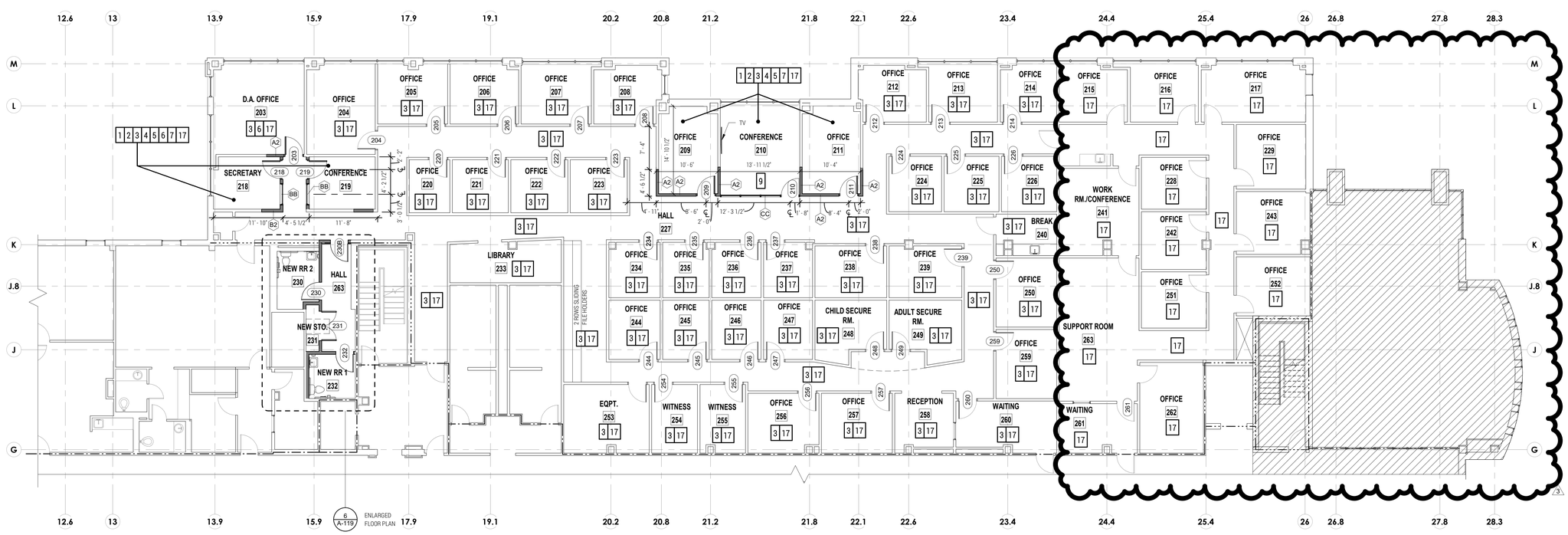

PLAN NORTH / TRUE NORTH

1 LEVEL 2 - DISTRICT ATTORNEY NEW CONSTRUCTION
SCALE: 1/8" = 1'-0"

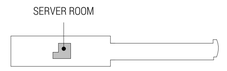

ATTIC KEY PLAN

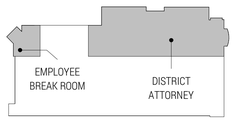

LEVEL 2 KEY PLAN

LEGEND

- EXISTING WALL
- NEW WALL
- NOT IN SCOPE OF WORK
- 1 HOUR FIREWALL
- 2 HOUR FIREWALL
- X — NEW CONSTRUCTION KEYED NOTE
- X — PARTITION TYPES - REF. A-501

NEW CONSTRUCTION KEYED NOTES

1. PROVIDE NEW WALLS AND DOORS/HARDWARE (TO MATCH EXISTING) AS SHOWN; REFER TO A-501 FOR TYPICAL PARTITION TYPES
2. PROVIDE NEW CEILING TILE AND GRID
3. PROVIDE NEW FLOORING; REFER TO FINISH SCHEDULE
4. PROVIDE NEW LIGHT FIXTURES; REFER TO MEP DRAWINGS
5. PROVIDE NEW ELECTRICAL AND DATA OUTLETS; REFER TO MEP DRAWINGS
6. PAINT ALL NEW WALLS TO MATCH EXISTING, ADJACENT WALLS; PATCH AND REPAIR/ REPAINT EXISTING WALLS AS NECESSARY IF AFFECTED BY CONSTRUCTION
7. PROVIDE NEW DOORS; REFER TO DOOR SCHEDULE
8. NEW OR RENNOVATED RESTROOM:
   - PROVIDE NEW WALLS AND DOORS/HARDWARE (TO MATCH EXISTING) AS SHOWN; REFER TO A-501 FOR TYPICAL PARTITION TYPES
   - PROVIDE NEW TOILET PARTITIONS (IF APPLICABLE)
   - PROVIDE NEW PLUMBING FIXTURES; REFER TO MEP DRAWINGS
   - PROVIDE NEW TILE FLOORING AND WAINSCOT
   - PROVIDE NEW LIGHT FIXTURES; REFER TO MEP DRAWINGS
   - PROVIDE NEW TOILET ACCESSORIES
   - PROVIDE NEW GYPSUM BOARD CEILINGS
   - PROVIDE NEW EXHAUST FANS; REFER TO MEP DRAWINGS
   - PAINT ALL WALLS AND CEILINGS, NEW AND EXISTING
9. PROVIDE NEW STOREFRONT GLASS IN WALL
10. COURTROOM:
    - PROVIDE NEW SOUND WALLS TO DECK WITH ACOUSTICAL BATTS AND ACOUSTICAL CAULK AT JOINTS; REFER A-501
    - PROVIDE NEW BUILT-IN (RAISED) JUDGE'S BENCH, WITNESS STAND, COURT REPORTER DESK, COURT ADMINISTRATOR DESK, BAYLIFF'S DESK, AND JURY BOX AS SHOWN
    - PROVIDE NEW CARPET TILE, REFER TO FINISH SCHEDULE
    - PROVIDE NEW LIGHT FIXTURES; REFER TO MEP DRAWINGS
    - PROVIDE NEW ELECTRICAL AND DATA OUTLETS; REFER TO MEP DRAWINGS
    - PROVIDE NEW WALLS AND DOORS/HARDWARE (TO MATCH EXISTING) AS SHOWN; REFER TO A-501 FOR TYPICAL PARTITION TYPES
    - PROVIDE NEW CEILING TILE AND GRID; REFER TO CEILING LEGEND
    - PROVIDE BULLET-PROOFING AND SECURITY/DURESS BUTTON AT JUDGE'S BENCH
    - PROVIDE NEW PAINT AT STO./ FUTURE LIFT 127
11. PROVIDE NEW BUILT-IN CABINETS AND COUNTERS AS SHOWN:
    - CABINETS SHALL BE PLYWOOD CORES WITH PLASTIC-LAMINATE FINISH; REFER TO FINISH SCHEDULE
    - COUNTERS SHALL BE QUARTZ; REFER TO FINISH SCHEDULE
12. REPAIR AND PATCH FLOOR AS NECESSARY TO MATCH ADJACENT FLOOR
13. N/A
14. PROVIDE CARD READERS AT DOORS TO MATCH EXISTING
15. PROVIDE NEW LIGHTING, NEW CEILING GRID, AND NEW CEILING TILES, NEW CARPET, NEW RUBBER BASE, AND PAINT
16. PROVIDE NEW WINDOW; REFER TO WINDOW SCHEDULE
17. PROVIDE NEW LED FIXTURES IN EXISTING LOCATIONS; REFER TO MEP
18. PROVIDE NEW CARPET THROUGHOUT; REFER TO FINISH SCHEDULE
19. REPAINT ALL WALLS THROUGHOUT AND PROVIDE NEW RUBBER BASE THROUGHOUT
20. CLEAN CONCRETE FLOOR AND PAINT WITH EPOXY
21. CONTRACTOR TO VERIFY ANY EXISTING BULLET RESISTANT PANELS BUILT INTO JUDGE'S BENCH. IF NONE FOUND, THEN INSTALL PROTECTION LEVEL 3 BULLET RESISTANT PANELS
22. INSTALL RAISED PLATFORM TO BE EASILY REMOVED IN PREPARATION FOR FUTURE WHEEL CHAIR LIFT

REGISTERED ARCHITECT
JED E. DUNN
17923
STATE OF TEXAS

studio steinbomer
ARCHITECTURE | INTERIORS
1400 S. CONGRESS AVE. SUITE B202
AUSTIN, TX 78704
P: 512.477.4022
F: 512.477.4998
www.steinbomer.com

VARIOUS REMODELS FOR THE WILLIAMSON CO. JUSTICE CTR

405 MARTIN LUTHER KING DRIVE, GEORGETOWN, TEXAS. 78626

ASI-3 - 02.09.2021

DATE:	07.21.20
DRAWN:	JV, JD, WL, MG
SCALE:	AS NOTED

No.	Description	Date
1	ASI-1	10.29.2020
3	ASI -3	02.09.2021

ENLARGED PLANS

A-118

DocuSign Envelope ID: BD1DD069-6BDB-4467-BAD0-FCE7745DF3ED

NOTES

ALL FINISHES, PARTITIONS, MILLWORK, FIXTURES, AND ACCESSORIES ARE NEW, UNLESS NOTED.

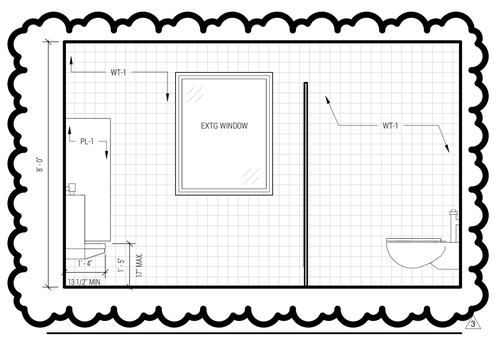

16 LVL 1 MEN'S ROOM - WEST
SCALE: 1/2" = 1'-0"

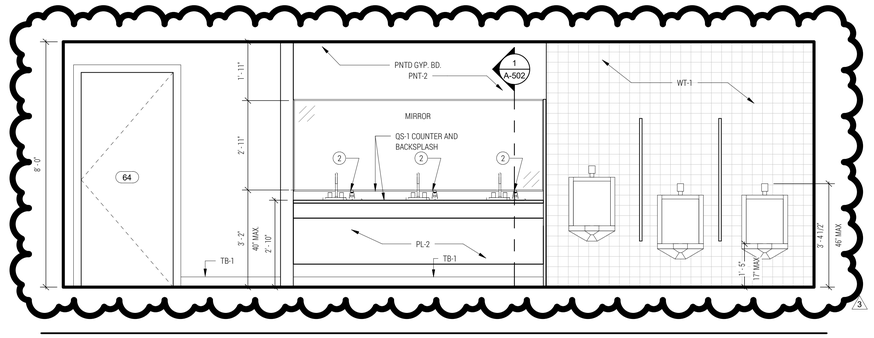

15 LVL 1 MEN'S ROOM - SOUTH
SCALE: 1/2" = 1'-0"

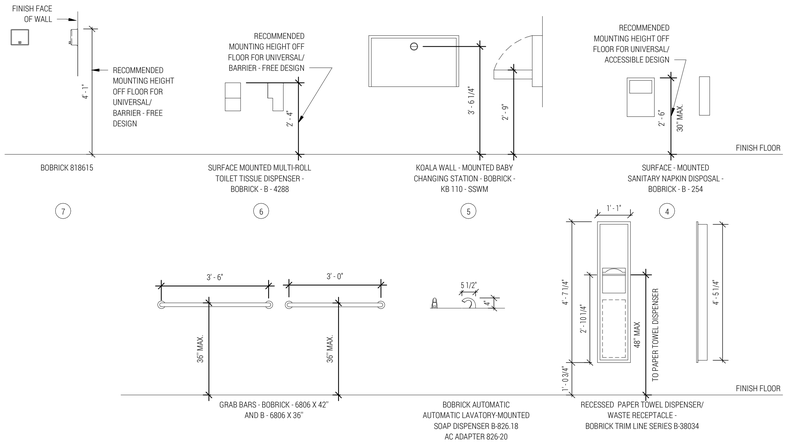

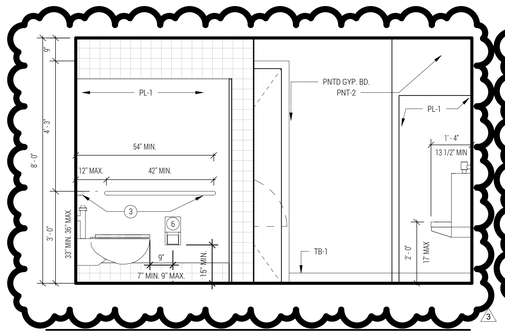

14 LVL 1 MEN'S ROOM - EAST
SCALE: 1/2" = 1'-0"

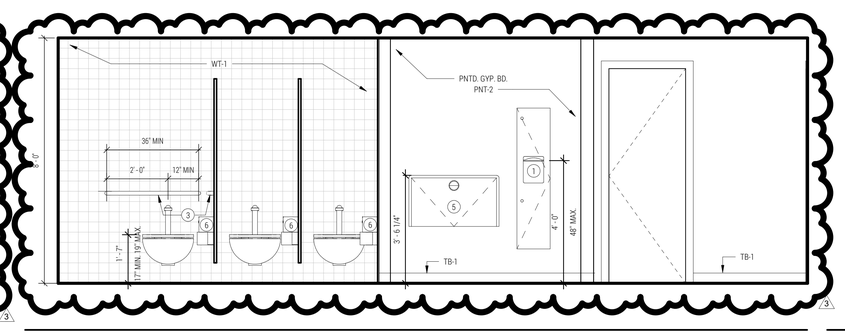

13 LVL 1 MEN'S ROOM - NORTH
SCALE: 1/2" = 1'-0"

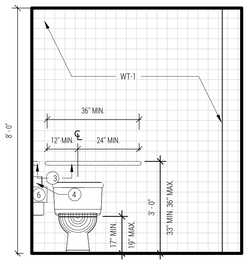

12 LVL1 RENOVATED RR - SOUTH
SCALE: 1/2" = 1'-0"

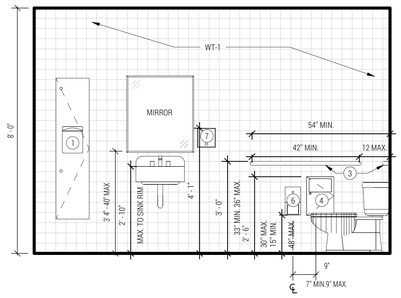

11 LVL1 RENOVATED RR - EAST
SCALE: 1/2" = 1'-0"

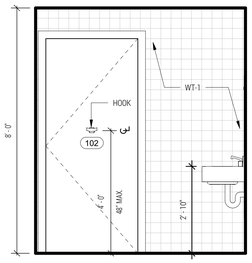

10 LVL1 RENOVATED RR - NORTH
SCALE: 1/2" = 1'-0"

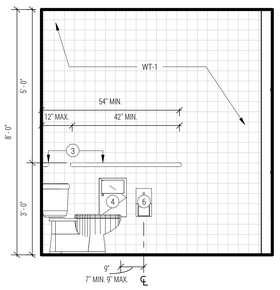

9 LVL 1 JUDGE'S RR - WEST
SCALE: 1/2" = 1'-0"

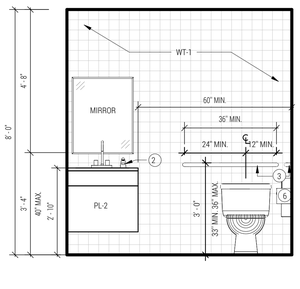

8 LVL 1 JUDGE'S RR - SOUTH
SCALE: 1/2" = 1'-0"

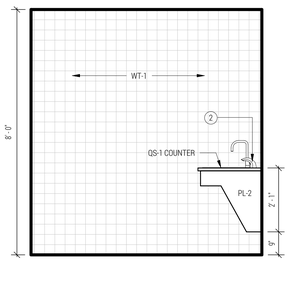

7 LVL 1 JUDGE'S RR - EAST
SCALE: 1/2" = 1'-0"

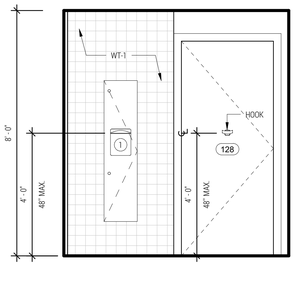

6 LVL1 JUDGE'S RR - NORTH
SCALE: 1/2" = 1'-0"

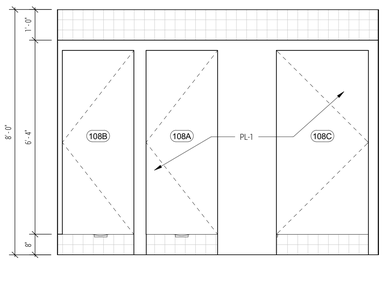

5 LVL 1 - RENOVATED WOMEN'S RR PARTITIONS
SCALE: 1/2" = 1'-0"

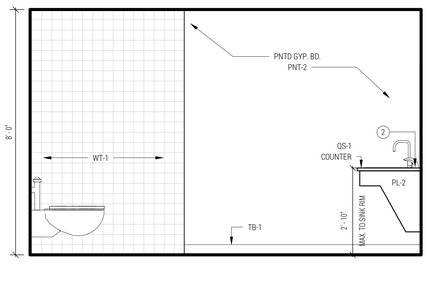

4 LVL 1 WOMEN'S RR - WEST
SCALE: 1/2" = 1'-0"

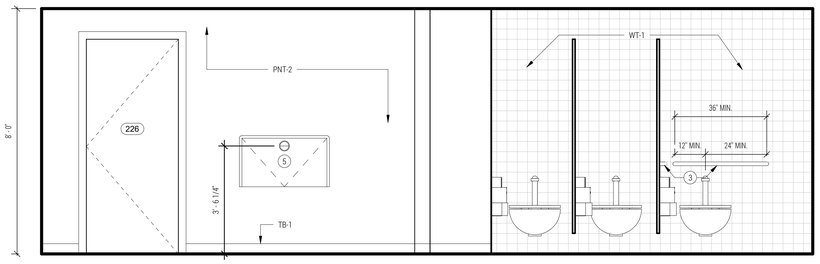

3 LVL 1 WOMEN'S RR - SOUTH
SCALE: 1/2" = 1'-0"

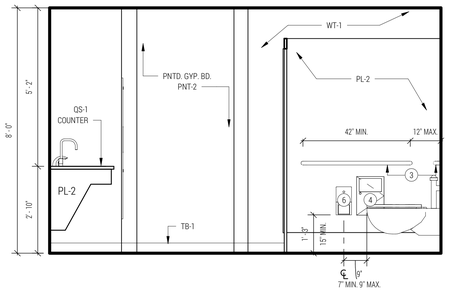

2 LVL 1 WOMEN'S RR - EAST
SCALE: 1/2" = 1'-0"

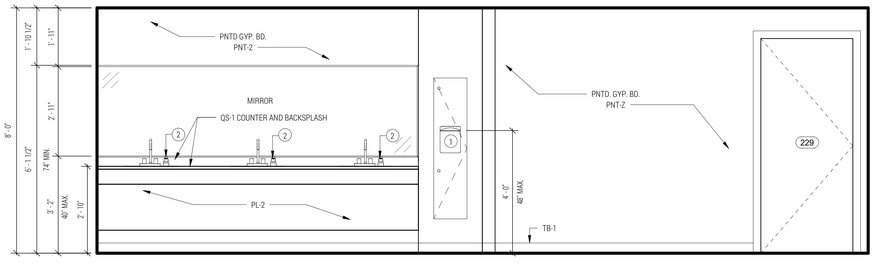

1 LVL 1 WOMEN'S RR - NORTH
SCALE: 1/2" = 1'-0"

studio steinbomer ARCHITECTURE & INTERIORS
1400 S CONGRESS AVE. SUITE B202
AUSTIN, TX 78704
T: 512.479.0022
F: 512.479.0668
www.steinbomer.com

REGISTERED ARCHITECT
JOHN E. DUNN
17923
STATE OF TEXAS

WILLIAMSON CO. JUSTICE CTR

405 MARTIN LUTHER KING DRIVE,GEORGETOWN, TEXAS. 78626

VARIOUS REMODELS FOR THE

ASI-3 - 02.09.2021

DATE:	07.21.20
DRAWN:	JV, JD, WL, MG
SCALE:	AS NOTED

No.	Description	Date
3	ASI -3	02.09.2021

INTERIOR ELEVATIONS

A-201

DocuSign Envelope ID: BD1DD069-6BDB-4467-BAD0-FCE7745DF3ED

NOTES

ALL FINISHES, PARTITIONS, MILLWORK, FIXTURES, AND ACCESSORIES ARE NEW, UNLESS NOTED.

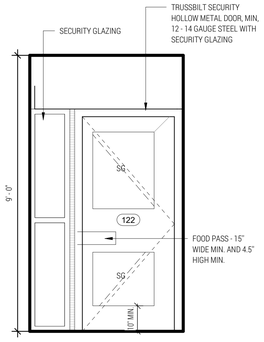

18 LVL 1 NEW SECURE HALL - SOUTH
SCALE: 1/2" = 1'-0"

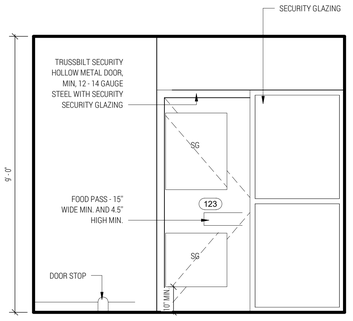

17 LVL 1 NEW SECURE HALL - EAST
SCALE: 1/2" = 1'-0"

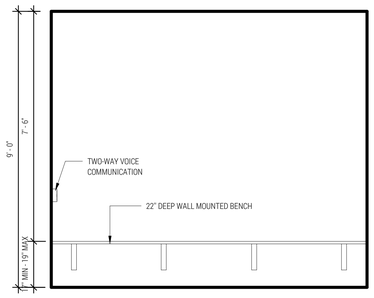

16 LVL1 HOLDING CELL 2 - SOUTH
SCALE: 1/2" = 1'-0"

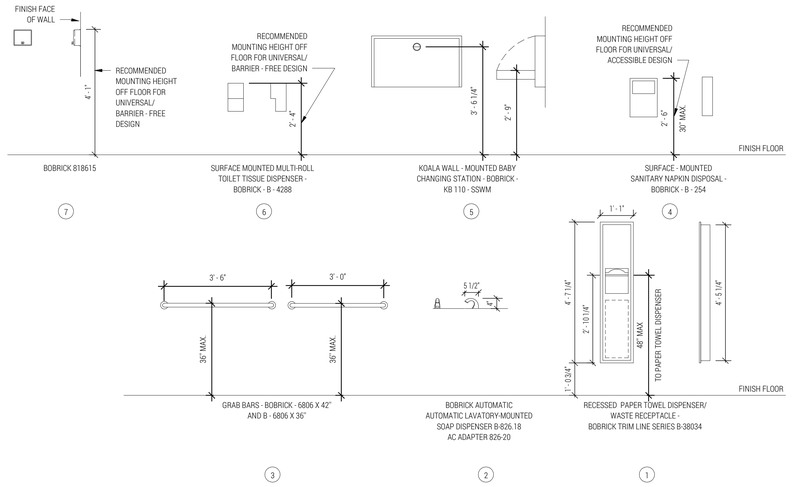

REGISTERED ARCHITECT
JED E. DUNN
17923
STATE OF TEXAS

studio steinbomer
ARCHITECTURE & INTERIORS
1486 S CONGRESS AVE. SUITE B202
AUSTIN, TX 78704
T: 512.479.0022
F: 512.479.0858
www.steinbomer.com

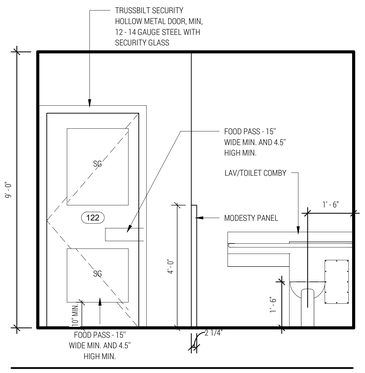

15 LVL 1 HOLDING CELL 2 -NORTH
SCALE: 1/2" = 1'-0"

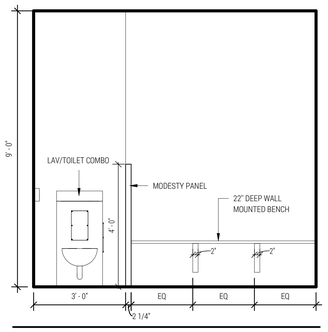

14 LVL 1 HOLDING CELL 1 - SOUTH
SCALE: 1/2" = 1'-0"

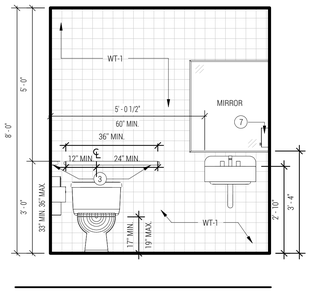

13 LVL 2 NEW RR2 - WEST
SCALE: 1/2" = 1'-0"

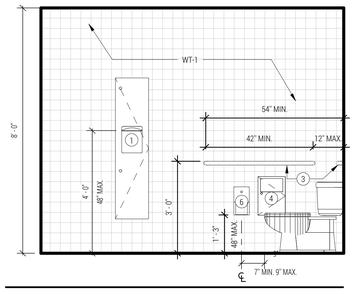

12 LVL 2 NEW RR - SOUTH
SCALE: 1/2" = 1'-0"

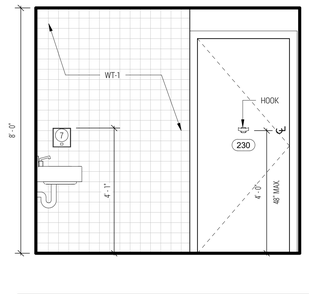

11 LVL 2 NEW RR2 - NORTH
SCALE: 1/2" = 1'-0"

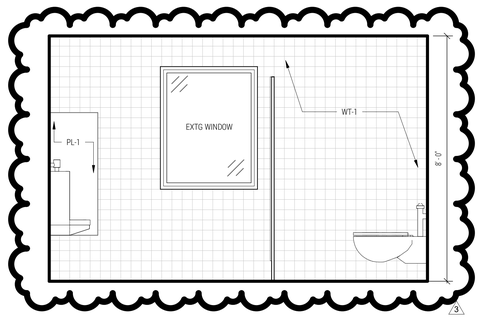

10 LVL 2 MEN'S RR - WEST
SCALE: 1/2" = 1'-0"

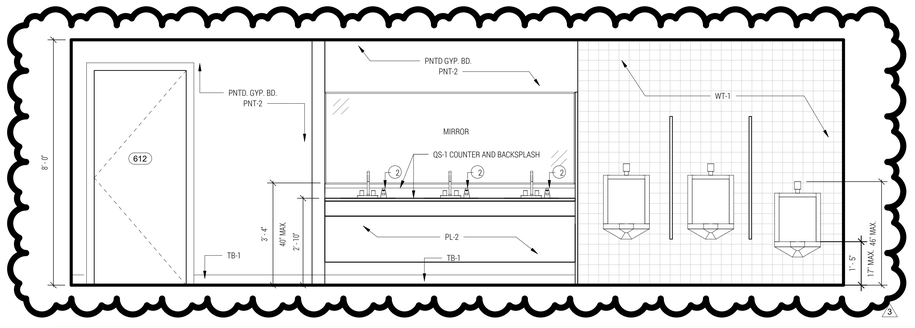

9 LVL 2 MEN'S RR - SOUTH
SCALE: 1/2" = 1'-0"

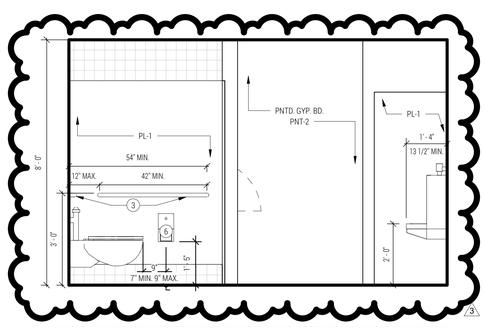

8 LVL 2 MEN'S RR EAST
SCALE: 1/2" = 1'-0"

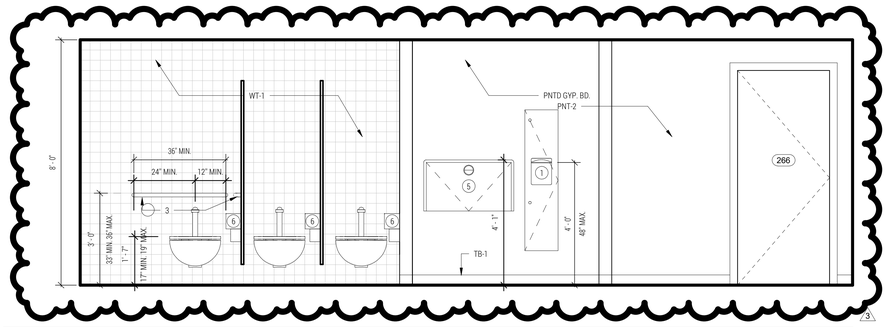

7 LVL 2 MEN'S RR - NORTH
SCALE: 1/2" = 1'-0"

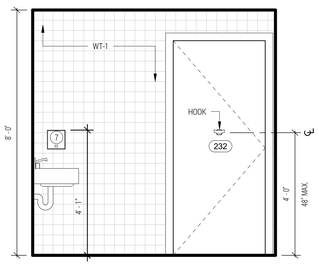

6 LVL 2 NEW RR1 - WEST
SCALE: 1/2" = 1'-0"

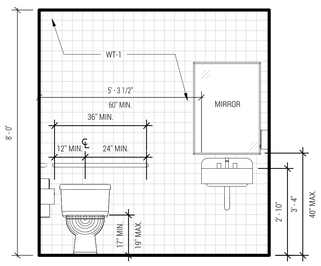

5 LVL 2 NEW RR1 - SOUTH
SCALE: 1/2" = 1'-0"

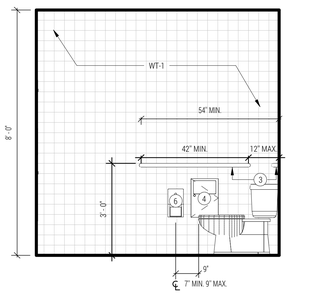

4 LVL 2 NEW RR 1 - EAST
SCALE: 1/2" = 1'-0"

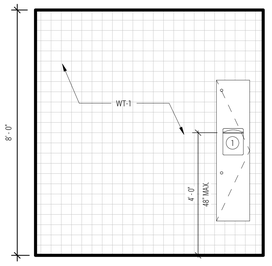

3 LVL 2 NEW RR1 - NORTH
SCALE: 1/2" = 1'-0"

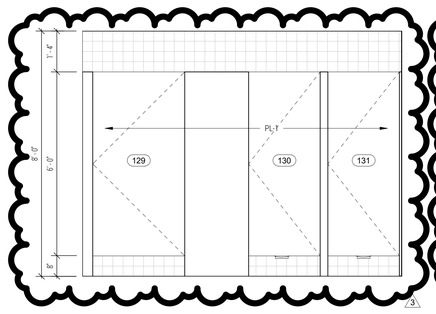

2 LVL 2 MEN'S RR - PARTITIONS
SCALE: 1/2" = 1'-0"

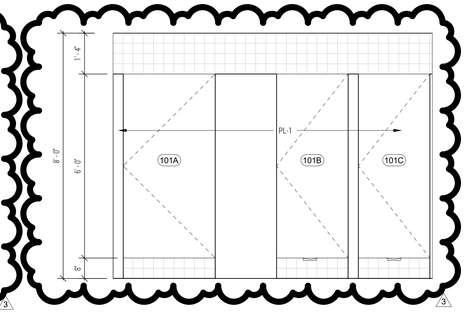

1 LVL 1 MEN'S RR - PARTITIONS
SCALE: 1/2" = 1'-0"

VARIOUS REMODELS FOR THE
WILLIAMSON CO. JUSTICE CTR
405 MARTIN LUTHER KING DRIVE,GEORGETOWN, TEXAS. 78626

ASI-3 - 02.09.2021

DATE:	07.21.20
DRAWN:	JV, JD, WL, MG
SCALE:	AS NOTED

No.	Description	Date
1	ASI-1	10.29.2020
2	ASI-2	12.16.2020
3	ASI -3	02.09.2021

INTERIOR ELEVATIONS

A-202

DocuSign Envelope ID: BD1DD069-6BDB-4467-BAD0-FCE7745DF3ED

MARK	FINISH MATERIALS TYPE	LOCATION	MANUFACTURER	COLLECTION/ STYLE	STYLE #/ SIZE	COLOR /FINSH	COLOR #	NOTE
	FLOOR SURFACES							
CPT-1	CARPET TILE	JURY CALL/JUDGE QTR/OFFICES/HALLS/COURTROOMS	CITY CENTRAL LINE	EARTHY	5T175	EARTHY	72761	
T-1	PORCELAIN TILE	RESTROOMS	DALTILE	ASSEMBLE STONE ATTACHE	COLORBODY	MAGISTRATE	AS11	
LVT-1	LUXURY VINYL PLANK	BREAKROOM/NEW CONFERENCE	PATCRAFT	WOOD PLANX		AGED MAPLE	#00540	
EXY-1	PAINTED EPOXY	HOLDING CELLS/SERVER ROOM					TBD	PROVIDE SAMPLES
	PAINT AND WALL FINISHES							
PNT-0	EXISTING TO REMAIN	REPAINT/ TOUCH UP AS NEEDED						
PNT-1	PAINT	COURTROOMS/OFFICES/HALLS/HOLDING CELLS/ADJ. SURFACES	SW	REPOSE GREY OR MINDFUL GREY		SATIN FINISH	7015, 7016	PROVIDE SAMPLES
PNT-2	PAINT	RESTROOMS	SW	PEDIMENT		SATIN FINISH	7634	
WT-1	CERAMIC WALL TILE	RESTROOMS	DALTILE	KEYSTONES	MOSAIC	WHEAT BLEND	DK11	
WP-1	WOOD PANELS	COURTROOMS	REFER TO INTERIOR/DETAILS			WHITE OAK, STAINED TO MATCH EXISTING		PROVIDE SAMPLES
RB-1	VINYL BASE	COURTROOMS/OFFICES/HALLS	ROPPE				TBD	
WB-1	STAINED WOOD BASE	COURTROOMS	REFER TO INTERIOR/DETAILS			WHITE OAK, STAINED TO MATCH EXISTING		PROVIDE SAMPLES
TB-1	TILE BASE	RESTROOMS	DALTILE	KEYSTONES	BUILD UP BASE - MB5	DESERT GRAY - 5x12	D014	
AWC-1	ACOUSTIC WALL COVERING	COURTROOMS	GILFORD OF MAINE				TBD	
	SURFACES							
PL-1	COMPACT LAMINATE	RESTROOM TOILET PARTITIONS	WILSONART	STANDARD LAMINATE	4878-38	PEWTER MESH	FINE VELVET FINISH	
PL-2	PLASTIC LAMINATE	MILLWORK FRONTS	WILSONART	WOODGRAINS	7921-38	TUSCAN WALNUT	FINE VELVET FINISH	
QS-1	QUARTZ SURFACE	MILLWORK COUNTER TOPS	WILSONART	HAIDA	Q4008	QUARTZ		
SS-1	SOLID SURFACE	JURY CALL BENCH/JUDGE'S BENCH	WILLSONART	HOT STONE	9201GS	SOLID SURFACE		
	FURNISHINGS							
CT-1	COUNSEL TABLES (3 QTY)	COURTROOM	REFER TO INTERIOR ELEVS					
CP-1	COURTROOM PEWS	COURTROOM	SAUDER	WORSHIP		AMBER ON SOLID RED OAK W/ LORNA I-CLEAN CEDAR	74	
CH-1	JURY SEATING	COURTROOM	SAUDER		532-1001	RED OAK OR EUROPEAN BEECH		
PWS-1	POWERED WINDOW SHADE	BREAKROOM/CONFERENCE AREA	DRAPER	MOTORIZED FLEX SHADE I/O AC				
MWS-1	MANUAL WINDOW SHADE	OFFICES/GENRAL AREA	DRAPER	CLUTCH OPERATED FLEX SHADE NEXD				
DB-1	MAGNETIC GLASS DRY ERASE BOARD	DISTRICT CLERK		QUARTET	WHITE			

LEGEND

- EXISTING WALL
- NEW WALL
- NOT IN SCOPE OF WORK
- 1 HOUR FIREWALL
- 2 HOUR FIREWALL
- X — NEW CONSTRUCTION KEYED NOTE
- X — PARTITION TYPES - REF. A-501

1 BASEMENT - JURY CALL FINISH PLAN
SCALE: 1/8" = 1'-0"

PLAN NORTH / TRUE NORTH

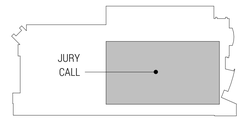

BASEMENT KEY PLAN

REGISTERED ARCHITECT
JED E. DUNN
17923
STATE OF TEXAS

studio steinbomer
ARCHITECTURE & INTERIORS
1405 S CONGRESS AVE. SUITE B202
AUSTIN, TX 78704
P: 512.479.0022
F: 512.477.4498
www.steinbomer.com

VARIOUS REMODELS FOR THE

WILLIAMSON CO. JUSTICE CTR

405 MARTIN LUTHER KING DRIVE,GEORGETOWN, TEXAS. 78626

ASI-3 - 02.09.2021

DATE:	07.21.20
DRAWN:	JV, JD, WL, MG
SCALE:	AS NOTED

No.	Description	Date
3	ASI -3	02.09.2021

ENLARGED FINISH PLANS

A-701

DocuSign Envelope ID: BD1DD069-6BDB-4467-BAD0-FCE7745DF3ED

LAVATORY/SINK MIXING VALVE DETAIL

NTS

GENERAL PLUMBING NOTES

1. ALL WORK SHALL BE DONE IN ACCORDANCE WITH 2015 INTERNATIONAL PLUMBING CODE AND APPLICABLE CODES. TO THE BEST OF THE ENGINEER'S KNOWLEDGE, ALL DRAWINGS AND SPECIFICATIONS COMPLY WITH MINIMUM EXISTING CODES.
2. CONTRACTOR SHALL PROVIDE ALL WORK CUSTOMARILY INCLUDED IF NOT SPECIFICALLY CALLED FOR ON THE PLANS. ALL WORK SHALL BE IN ACCORDANCE WITH BASE BUILDING PLANS AND SPECIFICATIONS.
3. CONTRACTOR SHALL VISIT THE SITE AND FAMILIARIZE HIMSELF WITH ALL DETAILS OF THE WORK AND EXISTING CONDITIONS. THE INTENT OF THESE NOTES AND MECHANICAL NOTES ON DRAWINGS IS TO CLARIFY THE SCOPE OF WORK AND ALERT CONTRACTOR OF EXISTING CONDITIONS.
4. THE GENERAL CONTRACTOR IS RESPONSIBLE FOR ALL TRADES INSTALLATION SCHEDULES. FIXED WORK SUCH AS PLUMBING SHALL BE INSTALLED PRIOR TO ANY TRADE WORK THAT CAN BE EASILY RELOCATED OR OFFSET SUCH AS ELECTRICAL CONDUITS AND SMALL WATER LINES, ETC.
5. CONTRACTOR SHALL REVIEW STRUCTURAL DRAWINGS BEFORE INSTALLATION TO AVOID ANY BEAM CONFLICTS AND COORDINATE PIPING ACCORDINGLY.
6. ROUTE ALL PIPING CONCEALED ABOVE CEILING, WITHIN WALLS OR IN CHASES EXCEPT AS SPECIFICALLY NOTED. PATCH ALL EXISTING SURFACES AFFECTED TO MATCH ADJACENT SURFACES.
7. SEE ARCHITECTURAL DRAWINGS FOR FIXTURE LOCATIONS AND MOUNTING HEIGHTS.
8. SLEEVE AND FIRE STOP ALL PENETRATIONS OF RATED WALLS, CEILINGS, ETC., INCLUDING ROOF. FLASH AND COUNTERFLASH ROOF PENETRATIONS.
9. FIELD VERIFY EXISTING INSTALLATIONS OF ALL TRADES. MODIFY EXISTING PLUMBING SYSTEMS, WHICH ARE TO REMAIN ACTIVE, TO FACILITATE RECONNECTION AND EXTENSION UNDER THE NEW WORK.
10. UTILITIES AND SERVICES INDICATED ARE TAKEN FROM VARIOUS OLD AND NEW SURVEYS, AS-BUILT RECORDS, AND FIELD INVESTIGATION. IT IS TO BE UNDERSTOOD THAT UNFORESEEN CONDITIONS PROBABLY EXIST AND NEW WORK MAY NOT BE FIELD LOCATED EXACTLY AS SHOWN ON DRAWINGS.
11. PIPE ROUTING IS SCHEMATIC AND IS NOT INTENDED TO INDICATE EXACT ROUTING OR ANY ADDITIONAL OFFSETS OR FITTINGS REQUIRED FOR PROPER INSTALLATION AND CLEARANCES. CONTRACTOR TO VERIFY STRUCTURAL, MECHANICAL, ELECTRICAL INSTALLATIONS AND OBSTRUCTIONS OF ALL TRADES AND ROUTE PIPING TO AVOID ANY INTERFERENCES.
12. DOMESTIC WATER PIPING SHALL BE TYPE "L" COPPER ABOVE SLAB AND TYPE "K" BELOW SLAB.
13. SANITARY AND VENT PIPING SHALL BE CAST IRON (UNO)..
14. WATER HAMMER ARRESTORS SHALL BE INSTALLED WHERE QUICK-CLOSING VALVES ARE UTILIZED.
15. ALL DOMESTIC WATER PIPING ROUTED IN UNHEATED SPACES SHALL BE INSULATED WITH A MINIMUM 1" CLOSED CELL POLYMER INSULATION.
16. CORRECT ANY NON-COMPLIANT CONDITIONS WITHIN THE SCOPE AREAS.

PLUMBING LEGEND

Symbol	Description
————	WASTE PIPING
– – – – –	VENT PIPING
—— – ——	COLD WATER PIPING
—— – – ——	HOT WATER PIPING HW– 140°
—— – – ——	TEPID WATER PIPING TW – 110°
——SD——	STORM PIPING
——C——	CONDENSATE PIPING
W	WASTE
V	VENT
VTR	VENT THRU ROOF
CW	COLD WATER
HW	HOT WATER
HWR	HOT WATER RETURN
WH	WALL HYDRANT
HB	HOSE BIBB
RD	ROOF DRAIN
RL	RAIN LEADER
SA	SHOCK ARRESTOR
TP	TRAP PRIMER
CO	CLEAN OUT
(symbol)	GAS COCK
(symbol)	BALL VALVE

PLUMBING FIXTURE AND CONNECTION SCHEDULE

PNO	FIXTURE DESCRIPTION	MOUNTING HEIGHT	MIN. CONNECTIONS WASTE	CW	HW	SPECIFICATION MANUFACTURER	FIXTURE	TRIM	WASTE	TRAP	SUPPLY	NOTES
P1	ADA WATER CLOSET FLOOR MOUNTED FLUSHOMETER(WIRED) 1.28 GAL/FLUSH	FLOOR TO RIM 16 1/2"	4"	1/2"	---	AMERICAN-STAND.	EQUIVALENT	EQUIVALENT	---	---	---	SEAT BY BEMIS 1955SSCT OR CHURCH EQUIVALENT, WHITE, ELONGATED, PLASTIC. PROVIDE WITH WALL CARRIER BY JOSAM. WALL SENSOR SHALL BE 1.28 GPH, HARD-WIRED IN WALL (NO BATTERIES ARE ALLOWED). BRUSHED STAINLESS FINISH.
						SLOAN	ST-2469	CX 8158-1.28-SF-OR	---	---	---	
						KOHLER	EQUIVALENT	EQUIVALENT	---	---	---	
P2	ADA WATER CLOSET WALL MOUNTED FLUSH VALVE 1.28 GAL/FLUSH	FLOOR TO RIM 16 1/2"	4"	1/2"	---	AMERICAN-STAND.	EQUIVALENT	EQUIVALENT	---	---	---	SEAT BY BEMIS 1955SSCT OR CHURCH EQUIVALENT, WHITE, ELONGATED, PLASTIC. PROVIDE WITH WALL CARRIER BY JOSAM. WALL SENSOR SHALL BE 1.28 GPH, HARD-WIRED IN WALL (NO BATTERIES ARE ALLOWED). BRUSHED STAINLESS FINISH.
						SLOAN	ST-2029	CX 8158-1.28-SF-OR	---	---	---	
						KOHLER	EQUIVALENT	EQUIVALENT	---	---	---	
P3	ADA LAVATORY WALL HUNG 20-1/2"X18-1/4" SINGLE CENTER HOLE VITREOUS CHINA	FLOOR TO BOTTOM OF APRON MIN. 29"	1 1/4"	1/2"	1/2"	AMERICAN-STAND.	EQUIVALENT	---	EQUIVALENT	EQUIVALENT	EQUIVALENT	PROVIDE WALL CARRIER BY JOSAM. PROVIDE PREMOLDED PREINSULATED COVER FOR TRAP & SUPPLIES PROVIDE REAR DRAIN OFFSET TO PROVIDE HANDICAP CLEARANCE PROVIDE MANUAL FAUCET, "EVA" MODEL 6400, ONE-HANDLE, HIGH ARC, CHROME FINISH. LEVER HANDLE MEETS ADA. WATERSENSE LISTED.
						SLOAN	SS-3103	---	M9534450020A	McGuire 8872C	McGuire LFST07	
						KOHLER	EQUIVALENT	---	EQUIVALENT	EQUIVALENT	EQUIVALENT	
						MOEN FAUCET	---	6400 (EVA)	---	---	---	
						CHICAGO FAUCET	---	EQUIVALENT	---	---	---	
P4	LAVATORY COUNTERTOP 18-1/2"X16-1/2" RECT. SINGLE CENTER HOLE VITREOUS CHINA	UNDER MOUNT	1 1/4"	1/2"	1/2"	AMERICAN STAND.	EQUIVALENT	---	EQUIVALENT	EQUIVALENT	EQUIVALENT	PROVIDE PREMOLDED PREINSULATED COVER FOR TRAP & SUPPLIES PROVIDE REAR DRAIN OFFSET TO PROVIDE HANDICAP CLEARANCE PROVIDE 1 1/2" PTRAPS AND 3/8" SUPPLY STOP PROVIDE MANUAL FAUCET, "EVA" MODEL 6400, ONE-HANDLE, HIGH ARC, CHROME FINISH. LEVER HANDLE MEETS ADA. WATERSENSE LISTED.
						SLOAN	SS-3021	---	M9534450020A	McGuire 8872C	McGuire LFST07	
						KOHLER	EQUIVALENT	---	EQUIVALENT	EQUIVALENT	EQUIVALENT	
						MOEN FAUCET	---	6400 (EVA)	---	---	---	
						CHICAGO FAUCET	---	EQUIVALENT	---	---	---	
P5	STAINLESS STEEL SINK 21-1/2"X18-1/2"X5-3/8" DEEP SINGLE COMPT. SINGLE CENTER FAUCET HOLE	DUAL MOUNT	1 1/2"	1/2"	1/2"	ELKAY	ELUHAD191655	---	---	McGuire 8912	McGuire LFST07	PROVIDE 1 1/2" CAST BRASS P-TRAP AND 3/8" SUPPLY STOPS. PROVIDE DRAIN REAR OFFSET AT HANDICAP LOCATIONS PROVIDE "SLEEK" MANUAL FAUCET, PULL-DOWN, ONE-HANDLE, HIGH ARC, CHROME FINISH. LEVER HANDLE MEETS ADA. 1.5 GPM FAUCET.
						JUST	EQUIVALENT	---	---	EQUIVALENT	EQUIVALENT	
						DELTA FAUCETS	---	EQUIVALENT	---	---	---	
						MOEN FAUCETS	---	7864 SERIES	---	---	---	
P6	STAINLESS STEEL SINK 27"X22"X8" DEEP SINGLE COMPT. SINGLE CENTER FAUCET HOLE	DUAL MOUNT	1 1/2"	1/2"	1/2"	ELKAY	LSR27222PD	---	---	McGuire 8912	McGuire LFST07	PROVIDE 1 1/2" CAST BRASS P-TRAP AND 3/8" SUPPLY STOPS. PROVIDE DRAIN REAR OFFSET AT HANDICAP LOCATIONS PROVIDE "SLEEK" MANUAL FAUCET, PULL-DOWN, ONE-HANDLE, HIGH ARC, CHROME FINISH. LEVER HANDLE MEETS ADA. 1.5 GPM FAUCET.
						JUST	EQUIVALENT	---	---	EQUIVALENT	EQUIVALENT	
						DELTA FAUCETS	---	EQUIVALENT	---	---	---	
						MOEN FAUCETS	---	7864 SERIES	---	---	---	
P7	THERMOSTATIC MIXING VALVE	---	---	3/8"	3/8"	WATTS	LFUSG-B-M2	---	---	---	---	PROVIDE THERMOMETER IN DISCHARGE PIPE 3/8"CW/HW INLET 3/8"TW OUTLET SHALL BE ASSE 1070 COMPLAINT
						LEONARD	EQUIVALENT	---	---	---	---	
						SYMMONS	EQUIVALENT	---	---	---	---	
P8	URINAL WALL HUNG FLUSH VALVE 0.125 GAL/FLUSH	REFER TO ARCHICTECTURAL DRAWING FOR MOUNTING HEIGHTS	2"	3/4"	---	AMERICAN-STAND.	EQUIVALENT	EQUIVALENT	---	---	---	PROVIDE WALL CARRIER BY JOSAM, WADE, OR ZURN IF MOUNTED ON STUD WALL. ADA COMPLIANT = 16.5" RIM HEIGHT OR LESS. WALL SENSOR SHALL BE 0.125 GPF, HARD-WIRED IN WALL (NO BATTERIES ARE ALLOWED). BRUSHED STAINLESS FINISH.
						SLOAN	SU-1019	CX 8198-0.125 SF-OR	---	---	---	
						KOHLER	EQUIVALENT	---	---	---	---	
P9	RECESSED WATER BOX	RECESSED IN WALL	-	-	1/2"	WATER TITE	AB9700	---	---	---	---	PROVIDE WITH APPROVED ASSE 1022 BACKFLOW PREVENTER. COORDINATION EXACT LOCATION WITH EQUIPMENT PROVIDE.
						GUY GRAY	EQUIVALENT	---	---	---	---	
						---	EQUIVALENT	---	---	---	---	
P10	SECURITY WATERCLOSET/LAV	FLOOR MOUNT WITH WALL OUTLETS	4" 1-1/2"	1-1/4"	1/2"	ACORN	1449A-2	---	---	---	---	PROVIDE FLOOR MOUNT WITH WALL OUTLETS. 1.28 GPF ELECTRONIC FLUSH VALVE, ELECTRONIC LAVATORY, BUBBLER, AUTO RESET TOILET OVER FLOW, ELECTRONIC OVER FLOW PREVENTER.
						WILLOUGHBY	EQUIVALENT	---	---	---	---	
							---	---	---	---	---	
P11	SECURITY WATERCLOSET/LAV	FLOOR MOUNT WITH WALL OUTLETS	4" 1-1/2"	1-1/4"	1/2"	ACORN	1418FA	---	---	---	---	PROVIDE REAR MOUNT, LIGATURE RESISTANT, ADA COMPLIANT COMBY WTIH OFFSET TOILET AND D-SHAPED LAVATORY BOWL. REFER TO ARCHITECTURAL DRAWINGS FOR CORRECT ORIENTATION.
						WILLOUGHBY	EQUIVALENT	---	---	---	---	
							---	---	---	---	---	

CLEANOUT SCHEDULE

MARK	OUTLET SIZE	STRAINER SIZE	MANUFACTURER'S NUMBERS JOSAM	WADE	ZURN	NOTES
WCO	SEE PLANS	---	58912	EQUIVALENT	EQUIVALENT	STAINLESS STEEL WALL ACCESS COVER
FD1	3"	6" ROUND	EQUIVALENT	A-6A-2-VP	Z355 PRISON CELL FLOOR DRAIN	SATIN FINISH BRONZE TOP PROVIDE W/PRECISION PLUMBING "OREGON #1" TRAP PRIMER.
TP	PRECISION PLUMBING "OREGON #1" TRAP PRIMER WITH 1/2" CW ROUTED BELOW SLAB TO FLOOR DRAIN/SINK.					

PROVIDE REQUIRED RESEARCH/REPAIR AND MAINTENANCE TO THE PLUMBING ISSUES AT THE SOUTH END OF THE BASEMENT TO ASSURE PROPER OPERATION. INFORM OWNER IF ANY DEFICIENCIES.

STATE OF TEXAS
MELISSA B. COAD
93852
REGISTERED PROFESSIONAL ENGINEER
02/03/21

studio | steinbomer
ARCHITECTURE & INTERIORS
1400 S CONGRESS AVE. SUITE B202
AUSTIN, TX 78704
T: 512.479.0022
F: 512.477.4668
www.steinbomer.com

A RENOVATION FOR THE
WILLIAMSON COUNTY JUSTICE CENTER
405 MARTIN LUTHER KING DRIVE,GEORGETOWN, TEXAS. 78626

100% Construction Documents

DATE:	07.21.2020
DRAWN:	W&G
SCALE:	AS NOTED

No.	Description	Date
1	Addendum #3	9.4.20
2	ASI #1	10.26.20
3	Review Comments	11.24.20
4	ASI #3	02.03.21

TBPE Firm #19701
WILSON & GIRGENTI, LLC
MEP Consulting Engineers
13785 Research Blvd., Suite 125
Austin, TX. 78750
P.O. Box 1377
Safety Harbor, FL 34695
Office: 813·855·3330
Fax: 727·726·2070

PLUMBING SCHEDULES AND DETAILS

P-001

DocuSign Envelope ID: BD1DD069-6BDB-4467-BAD0-FCE7745DF3ED

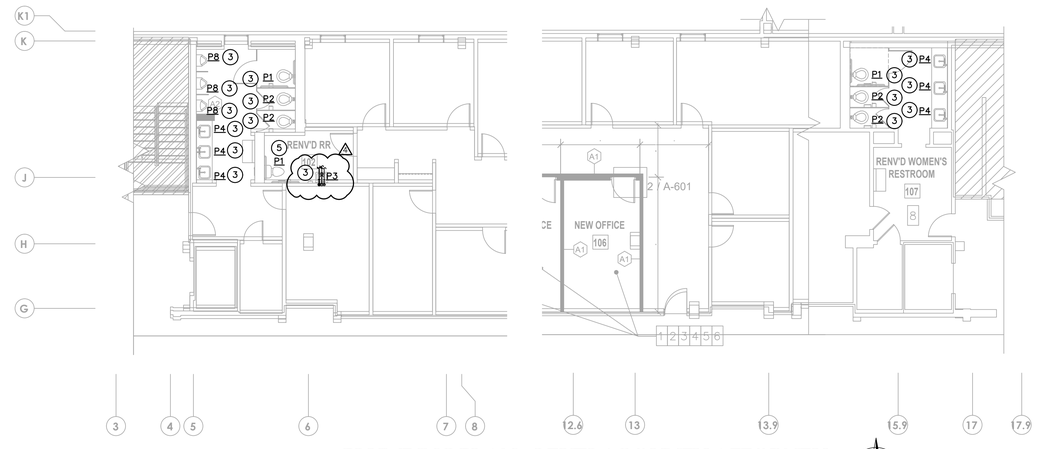

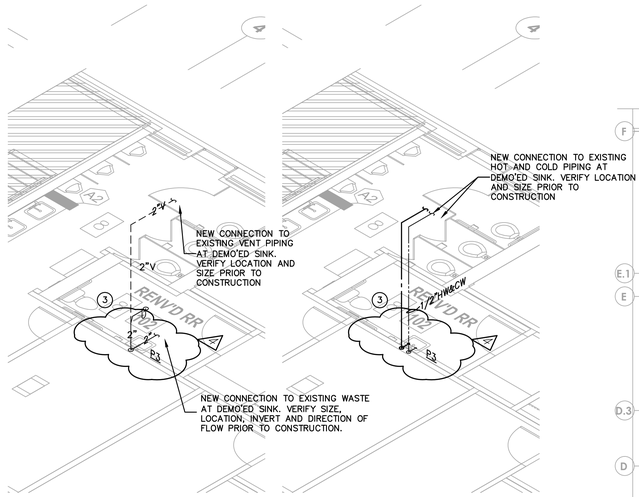

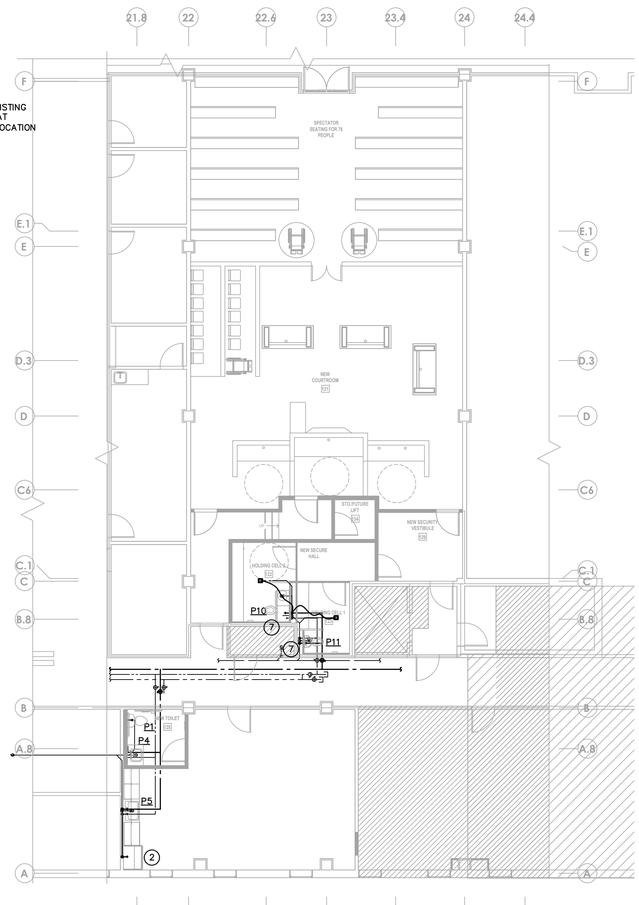

PLUMBING PLAN - LEVEL 1 COUNTY ATTORNEY

SCALE: 1/8" = 1'-0"

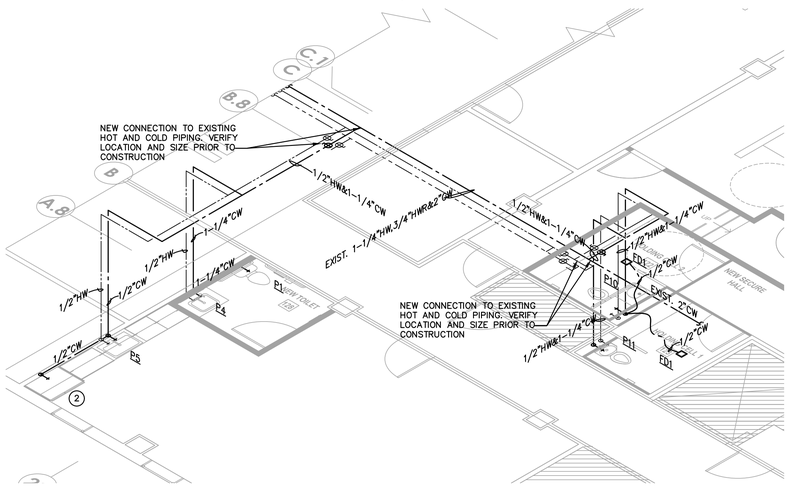

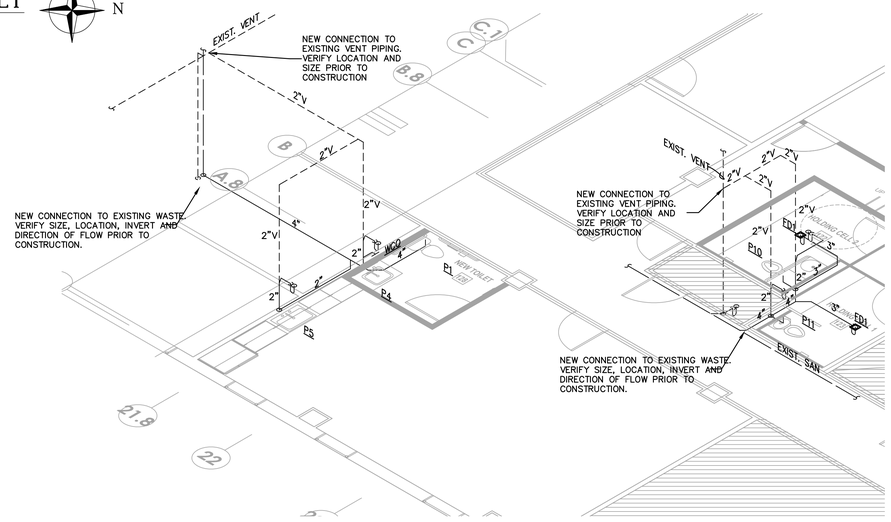

PLUMBING PLAN - LEVEL 1 COURTROOM

SCALE: 1/8" = 1'-0"

WATER RISER

SCALE: NTS

SANITARY RISER

SCALE: NTS

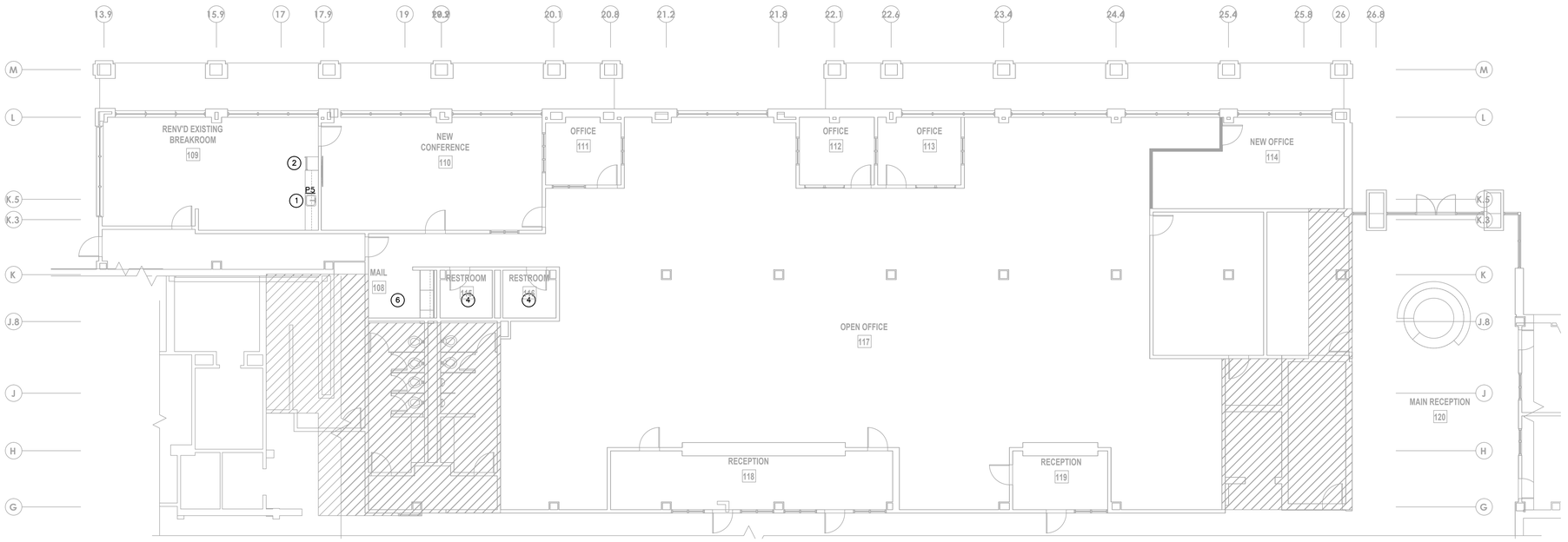

PLUMBING PLAN - LEVEL 1 DISTRICT CLERK

SCALE: 1/8" = 1'-0"

REFER TO P-001 FOR PLUMBING LEGEND, SCHEDULES AND DETAILS.

SPECIAL PLUMBING NOTES

1. EXISTING SINK AND FAUCET TO REMAIN. PROTECT DURING CONSTRUCTION.
2. REFRIGERATOR ICE MAKER – PROVIDE 3/8" COLD WATER SUPPLY STOP IN WALL EQUIVALENT TO WATER TITE AB9700. PROVIDE WITH APPROVED ASSE 1022 BACKFLOW PREVENTER. COORDINATION EXACT LOCATION WITH EQUIPMENT PROVIDE. EXTEND AND CONNECT TO WATER SERVING SINK.
3. REMOVE EXISTING PLUMBING FIXTURE AND REPLACE WITH NEW AS SCHEDULED. EXTEND AND CONNECT TO EXISTING WATER WASTE AND VENT AS REQUIRED.
4. EXISTING RESTROOM FIXTURES TO REMAIN. PROTECT DURING CONSTRUCTION. PROVIDE REQUIRED MAINTENANCE AND REPAIRS TO ASSURE PROPER OPERATION.INFORM OWNER IF ANY DEFICIENCIES.
5. REMOVE EXISTING WATERCLOSET AND ALL UNUSED WATER WASTE AND VENT PIPING BACK TO MAIN AND CAP.
6. REMOVE EXISTING PLUMBING FIXTURE AND ALL UNUSED WATER WASTE AND VENT PIPING BACK TO MAIN AND CAP.
7. PROVIDE MEANS VIA 24"X24" ACCESS PANEL ACCESSIBLE FROM JANITOR'S CLOSET 1047 TO SHUT-OFF WATER VALVES TO HOLDING ROOM PLUMBING FIXTURES AT PLUMBING CHASES.

PLUMBING DEMOLITION NOTES:

1. REFER TO ARCHITECTURAL DRAWING FOR PLUMBING AREA BEING DEMOLISHED. ALL UNUSED WATER, WASTE AND VENT PIPING SHALL BE REMOVE BACK TO MAIN AND CAPPED.

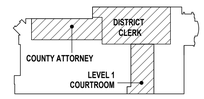

TBPE Firm #19701
WILSON & GIRGENTI, LLC
MEP Consulting Engineers
13785 Research Blvd, Suite 125
Austin, TX 78750
P.O. Box 1377
Safety Harbor, FL 34695
Office: 813-855-3330
Fax: 727-726-2070

STATE OF TEXAS
MELISSA B. COAD
93852
REGISTERED
PROFESSIONAL ENGINEER
12/31/21

studio | steinbomer
ARCHITECTURE & PLANNING
1405 S CONGRESS AVE. SUITE B202
AUSTIN, TX 78704
T: 512.479.0022
F: 512.477.6468
www.steinbomer.com

A RENOVATION FOR THE

WILLIAMSON COUNTY JUSTICE CENTER

405 MARTIN LUTHER KING DRIVE, GEORGETOWN, TEXAS. 78626

100% Construction Documents

DATE:	07.21.2020
DRAWN:	W&G
SCALE:	AS NOTED

No.	Description	Date
1	Addendum #3	9.4.20
2	ASI #1	10.26.20
3	Review Comments	11.24.20
4	ASI #3	02.03.21

ENLARGED PLUMBING PLANS

P-101

DocuSign Envelope ID: BD1DD069-6BDB-4467-BAD0-FCE7745DF3ED

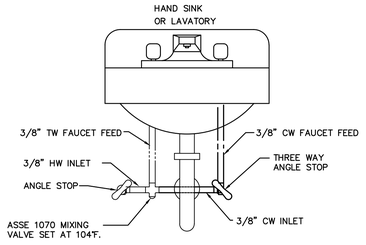

LAVATORY/SINK MIXING VALVE DETAIL

NTS

GENERAL PLUMBING NOTES

1. ALL WORK SHALL BE DONE IN ACCORDANCE WITH 2015 INTERNATIONAL PLUMBING CODE AND APPLICABLE CODES. TO THE BEST OF THE ENGINEER'S KNOWLEDGE, ALL DRAWINGS AND SPECIFICATIONS COMPLY WITH MINIMUM EXISTING CODES.
2. CONTRACTOR SHALL PROVIDE ALL WORK CUSTOMARILY INCLUDED IF NOT SPECIFICALLY CALLED FOR ON THE PLANS. ALL WORK SHALL BE IN ACCORDANCE WITH BASE BUILDING PLANS AND SPECIFICATIONS.
3. CONTRACTOR SHALL VISIT THE SITE AND FAMILIARIZE HIMSELF WITH ALL DETAILS OF THE WORK AND EXISTING CONDITIONS. THE INTENT OF THESE NOTES AND MECHANICAL NOTES ON DRAWINGS IS TO CLARIFY THE SCOPE OF WORK AND ALERT CONTRACTOR OF EXISTING CONDITIONS.
4. THE GENERAL CONTRACTOR IS RESPONSIBLE FOR ALL TRADES INSTALLATION SCHEDULES. FIXED WORK SUCH AS PLUMBING SHALL BE INSTALLED PRIOR TO ANY TRADE WORK THAT CAN BE EASILY RELOCATED OR OFFSET SUCH AS ELECTRICAL CONDUITS AND SMALL WATER LINES, ETC.
5. CONTRACTOR SHALL REVIEW STRUCTURAL DRAWINGS BEFORE INSTALLATION TO AVOID ANY BEAM CONFLICTS AND COORDINATE PIPING ACCORDINGLY.
6. ROUTE ALL PIPING CONCEALED ABOVE CEILING, WITHIN WALLS OR IN CHASES EXCEPT AS SPECIFICALLY NOTED. PATCH ALL EXISTING SURFACES AFFECTED TO MATCH ADJACENT SURFACES.
7. SEE ARCHITECTURAL DRAWINGS FOR FIXTURE LOCATIONS AND MOUNTING HEIGHTS.
8. SLEEVE AND FIRE STOP ALL PENETRATIONS OF RATED WALLS, CEILINGS, ETC., INCLUDING ROOF. FLASH AND COUNTERFLASH ROOF PENETRATIONS.
9. FIELD VERIFY EXISTING INSTALLATIONS OF ALL TRADES. MODIFY EXISTING PLUMBING SYSTEMS, WHICH ARE TO REMAIN ACTIVE, TO FACILITATE RECONNECTION AND EXTENSION UNDER THE NEW WORK.
10. UTILITIES AND SERVICES INDICATED ARE TAKEN FROM VARIOUS OLD AND NEW SURVEYS, AS-BUILT RECORDS, AND FIELD INVESTIGATION. IT IS TO BE UNDERSTOOD THAT UNFORESEEN CONDITIONS PROBABLY EXIST AND NEW WORK MAY NOT BE FIELD LOCATED EXACTLY AS SHOWN ON DRAWINGS.
11. PIPE ROUTING IS SCHEMATIC AND IS NOT INTENDED TO INDICATE EXACT ROUTING OR ANY ADDITIONAL OFFSETS OR FITTINGS REQUIRED FOR PROPER INSTALLATION AND CLEARANCES. CONTRACTOR TO VERIFY STRUCTURAL, MECHANICAL, ELECTRICAL INSTALLATIONS AND OBSTRUCTIONS OF ALL TRADES AND ROUTE PIPING TO AVOID ANY INTERFERENCES.
12. DOMESTIC WATER PIPING SHALL BE TYPE "L" COPPER ABOVE SLAB AND TYPE "K" BELOW SLAB.
13. SANITARY AND VENT PIPING SHALL BE CAST IRON (UNO)..
14. WATER HAMMER ARRESTORS SHALL BE INSTALLED WHERE QUICK-CLOSING VALVES ARE UTILIZED.
15. ALL DOMESTIC WATER PIPING ROUTED IN UNHEATED SPACES SHALL BE INSULATED WITH A MINIMUM 1" CLOSED CELL POLYMER INSULATION.
16. CORRECT ANY NON-COMPLIANT CONDITIONS WITHIN THE SCOPE AREAS.

PLUMBING LEGEND

———	WASTE PIPING
- - - - -	VENT PIPING
—— - ——	COLD WATER PIPING
—— - - ——	HOT WATER PIPING HW= 140°
—— - - ——	TEPID WATER PIPING TW = 110°
——SD——	STORM PIPING
——C——	CONDENSATE PIPING
W	WASTE
V	VENT
VTR	VENT THRU ROOF
CW	COLD WATER
HW	HOT WATER
HWR	HOT WATER RETURN
WH	WALL HYDRANT
HB	HOSE BIBB
RD	ROOF DRAIN
RL	RAIN LEADER
SA	SHOCK ARRESTOR
TP	TRAP PRIMER
CO	CLEAN OUT
-▽-	GAS COCK
⌀	BALL VALVE

PLUMBING FIXTURE AND CONNECTION SCHEDULE

PNO	FIXTURE DESCRIPTION	MOUNTING HEIGHT	MIN. CONNECTIONS WASTE	CW	HW	SPECIFICATION MANUFACTURER	FIXTURE	TRIM	WASTE	TRAP	SUPPLY	NOTES
P1	ADA WATER CLOSET FLOOR MOUNTED FLUSHOMETER(WIRED) 1.28 GAL/FLUSH	FLOOR TO RIM 16 1/2"	4"	1/2"	---	AMERICAN-STAND.	EQUIVALENT	EQUIVALENT	---	---	---	SEAT BY BEMIS 1955SSCT OR CHURCH EQUIVALENT, WHITE, ELONGATED, PLASTIC. PROVIDE WITH WALL CARRIER BY JOSAM. WALL SENSOR SHALL BE 1.28 GPH, HARD-WIRED IN WALL (NO BATTERIES ARE ALLOWED). BRUSHED STAINLESS FINISH.
						SLOAN	ST-2469	CX 8158-1.28-SF-DR	---	---	---	
						KOHLER	EQUIVALENT	EQUIVALENT	---	---	---	
P2	ADA WATER CLOSET WALL MOUNTED FLUSH VALVE 1.28 GAL/FLUSH	FLOOR TO RIM 16 1/2"	4"	1/2"	---	AMERICAN-STAND.	EQUIVALENT	EQUIVALENT	---	---	---	SEAT BY BEMIS 1955SSCT OR CHURCH EQUIVALENT, WHITE, ELONGATED, PLASTIC. PROVIDE WITH WALL CARRIER BY JOSAM. WALL SENSOR SHALL BE 1.28 GPH, HARD-WIRED IN WALL (NO BATTERIES ARE ALLOWED). BRUSHED STAINLESS FINISH.
						SLOAN	ST-2029	CX 8158-1.28-SF-DR	---	---	---	
						KOHLER	EQUIVALENT	EQUIVALENT	---	---	---	
P3	ADA LAVATORY WALL HUNG 20-1/2"X18-1/4" SINGLE CENTER HOLE VITREOUS CHINA	FLOOR TO BOTTOM OF APRON MIN. 29"	1 1/4"	1/2"	1/2"	AMERICAN-STAND.	EQUIVALENT	---	EQUIVALENT	EQUIVALENT	EQUIVALENT	PROVIDE WALL CARRIER BY JOSAM. PROVIDE PREMOLDED PREINSULATED COVER FOR TRAP & SUPPLIES PROVIDE REAR DRAIN OFFSET TO PROVIDE HANDICAP CLEARANCE PROVIDE MANUAL FAUCET, "EVA" MODEL 6400, ONE-HANDLE, HIGH ARC, CHROME FINISH. LEVER HANDLE MEETS ADA. WATERSENSE LISTED.
						SLOAN	SS-3103	---	M9534450020A	McGuire 8872C	McGuire LFST07	
						KOHLER	EQUIVALENT	---	EQUIVALENT	EQUIVALENT	EQUIVALENT	
						MOEN FAUCET	---	6400 (EVA)	---	---	---	
						CHICAGO FAUCET	---	EQUIVALENT	---	---	---	
P4	LAVATORY COUNTERTOP 18-1/2"X16-1/2" RECT. SINGLE CENTER HOLE VITREOUS CHINA	UNDER MOUNT	1 1/4"	1/2"	1/2"	AMERICAN STAND.	EQUIVALENT	---	EQUIVALENT	EQUIVALENT	EQUIVALENT	PROVIDE PREMOLDED PREINSULATED COVER FOR TRAP & SUPPLIES PROVIDE REAR DRAIN OFFSET TO PROVIDE HANDICAP CLEARANCE PROVIDE 1 1/2" PTRAPS AND 3/8" SUPPLY STOP PROVIDE MANUAL FAUCET, "EVA" MODEL 6400, ONE-HANDLE, HIGH ARC, CHROME FINISH. LEVER HANDLE MEETS ADA. WATERSENSE LISTED.
						SLOAN	SS-3021	---	M9534450020A	McGuire 8872C	McGuire LFST07	
						KOHLER	EQUIVALENT	---	EQUIVALENT	EQUIVALENT	EQUIVALENT	
						MOEN FAUCET	----	6400 (EVA)	---	---	---	
						CHICAGO FAUCET	---	EQUIVALENT	---	---	---	
P5	STAINLESS STEEL SINK 21-1/2"X18-1/2"X6-3/8" DEEP SINGLE COMPT. SINGLE CENTER FAUCET HOLE	DUAL MOUNT	1 1/2"	1/2"	1/2"	ELKAY	ELUHAD191655	---	---	McGuire 8912	McGuire LFST07	PROVIDE 1 1/2" CAST BRASS P-TRAP AND 3/8" SUPPLY STOPS. PROVIDE DRAIN REAR OFFSET AT HANDICAP LOCATIONS PROVIDE "SLEEK" MANUAL FAUCET, PULL-DOWN, ONE-HANDLE, HIGH ARC, CHROME FINISH. LEVER HANDLE MEETS ADA. 1.5 GPM FAUCET.
						JUST	EQUIVALENT	---	---	EQUIVALENT	EQUIVALENT	
						DELTA FAUCETS	---	EQUIVALENT	---	---	---	
						MOEN FAUCETS	---	7864 SERIES	---	---	---	
P6	STAINLESS STEEL SINK 27"X22"X8" DEEP SINGLE COMPT. SINGLE CENTER FAUCET HOLE	DUAL MOUNT	1 1/2"	1/2"	1/2"	ELKAY	LSR27222PD	---	---	McGuire 8912	McGuire LFST07	PROVIDE 1 1/2" CAST BRASS P-TRAP AND 3/8" SUPPLY STOPS. PROVIDE DRAIN REAR OFFSET AT HANDICAP LOCATIONS PROVIDE "SLEEK" MANUAL FAUCET, PULL-DOWN, ONE-HANDLE, HIGH ARC, CHROME FINISH. LEVER HANDLE MEETS ADA. 1.5 GPM FAUCET.
						JUST	EQUIVALENT	---	---	EQUIVALENT	EQUIVALENT	
						DELTA FAUCETS	---	EQUIVALENT	---	---	---	
						MOEN FAUCETS	---	7864 SERIES	---	---	---	
P7	THERMOSTATIC MIXING VALVE	---	---	3/8"	3/8"	WATTS	LFUSG-B-M2	---	---	---	---	PROVIDE THERMOMETER IN DISCHARGE PIPE 3/8"CW/HW INLET 3/8"TW OUTLET SHALL BE ASSE 1070 COMPLIANT
						LEONARD	EQUIVALENT	---	---	---	---	
						STRMONS	EQUIVALENT	---	---	---	---	
P8	URINAL WALL HUNG FLUSH VALVE 0.125 GAL/FLUSH	REFER TO ARCHIECTURAL DRAWING FOR MOUNTING HEIGHTS	2"	3/4"	---	AMERICAN-STAND.	EQUIVALENT	EQUIVALENT	---	---	---	PROVIDE WALL CARRIER BY JOSAM, WADE, OR ZURN IF MOUNTED ON STUD WALL. ADA COMPLIANT = 16.5" RIM HEIGHT OR LESS. WALL SENSOR SHALL BE 0.125 GPF, HARD-WIRED IN WALL (NO BATTERIES ARE ALLOWED). BRUSHED STAINLESS FINISH.
						SLOAN	SU-1019	CX 8198-0.125-SF-DR	---	---	---	
						KOHLER	EQUIVALENT	---	---	---	---	
P9	RECESSED WATER BOX	RECESSED IN WALL	---	---	1/2"	WATER-TITE	AS0706	---	---	---	---	PROVIDE WITH APPROVED ASSE 1022 BACKFLOW PREVENTER. COORDINATE EXACT LOCATION WITH EQUIPMENT PROVIDE.
						GUY GRAY	EQUIVALENT	---	---	---	---	
						---	EQUIVALENT	---	---	---	---	
P10	SECURITY WATERCLOSET/LAV	FLOOR MOUNT WITH WALL OUTLETS	4" 1-1/2"	1-1/4"	1/2"	ACORN	1449A-2	---	---	---	---	PROVIDE FLOOR MOUNT WITH WALL OUTLETS. 1.28 GPF ELECTRONIC FLUSH VALVE, ELECTRONIC LAVATORY, BUBBLER, AUTO RESET TOILET OVER FLOW, ELECTRONIC OVER FLOW PREVENTER.
						WILLOUGHBY	EQUIVALENT	---	---	---	---	
							---	---	---	---	---	
P11	SECURITY WATERCLOSET/LAV	FLOOR MOUNT WITH WALL OUTLETS	4" 1-1/2"	1-1/4"	1/2"	ACORN	1418FA	---	---	---	---	PROVIDE REAR MOUNT, LIGATURE RESISTANT, ADA COMPLIANT COMBY WITH OFFSET TOILET AND D-SHAPED LAVATORY BOWL. REFER TO ARCHITECTURAL DRAWINGS FOR CORRECT ORIENTATION.
						WILLOUGHBY	EQUIVALENT	---	---	---	---	
							---	---	---	---	---	

CLEANOUT SCHEDULE

MARK	OUTLET SIZE	STRAINER SIZE	MANUFACTURER'S NUMBERS JOSAM	WADE	ZURN	NOTES
WCO	SEE PLANS	---	58912	EQUIVALENT	EQUIVALENT	STAINLESS STEEL WALL ACCESS COVER
FD1	3"	6" ROUND	EQUIVALENT	A-6A-2-VP	Z355 PRISON CELL FLOOR DRAIN	SATIN FINISH BRONZE TOP PROVIDE W/PRECISION PLUMBING "OREGON #1" TRAP PRIMER.
TP	PRECISION PLUMBING "OREGON #1" TRAP PRIMER WITH 1/2" CW ROUTED BELOW SLAB TO FLOOR DRAIN/SINK.					

PROVIDE REQUIRED RESEARCH/REPAIR AND MAINTENANCE TO THE PLUMBING ISSUES AT THE SOUTH END OF THE BASEMENT TO ASSURE PROPER OPERATION. INFORM OWNER IF ANY DEFICIENCIES.

STATE OF TEXAS
MELISSA B. COAD
93852
REGISTERED
PROFESSIONAL ENGINEER
07/07/21

studio | steinbomer
ARCHITECTURE & PLANNING
1405 S. CONGRESS AVE. SUITE B202
AUSTIN, TX 78704
T: 512.479.0022
F: 512.477.6488
www.steinbomer.com

A RENOVATION FOR THE

WILLIAMSON COUNTY JUSTICE CENTER

405 MARTIN LUTHER KING DRIVE, GEORGETOWN, TEXAS. 78626

100% Construction Documents

DATE:	07.21.2020
DRAWN:	W&G
SCALE:	AS NOTED

No.	Description	Date
1	Addendum #3	9.4.20
2	ASI #1	10.26.20
3	Review Comments	11.24.20
4	ASI #3	02.03.21

TBPE Firm #19701
WILSON & GIRGENTI, LLC
MEP Consulting Engineers
13785 Research Blvd, Suite 125
Austin, TX, 78750
P.O. Box 1377
Safety Harbor, FL 34695
Office: 813-855-3330
Fax: 727-726-9070

PLUMBING SCHEDULES AND DETAILS

P-001

DocuSign Envelope ID: BD1DD069-6BDB-4467-BAD0-FCE7745DF3ED

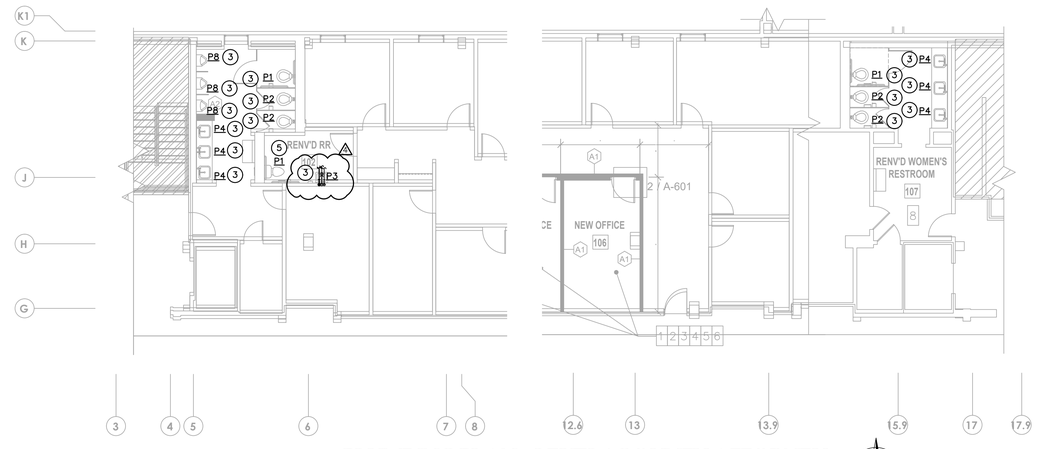

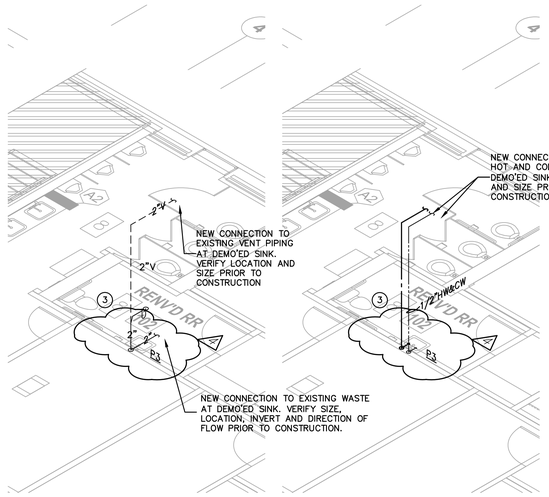

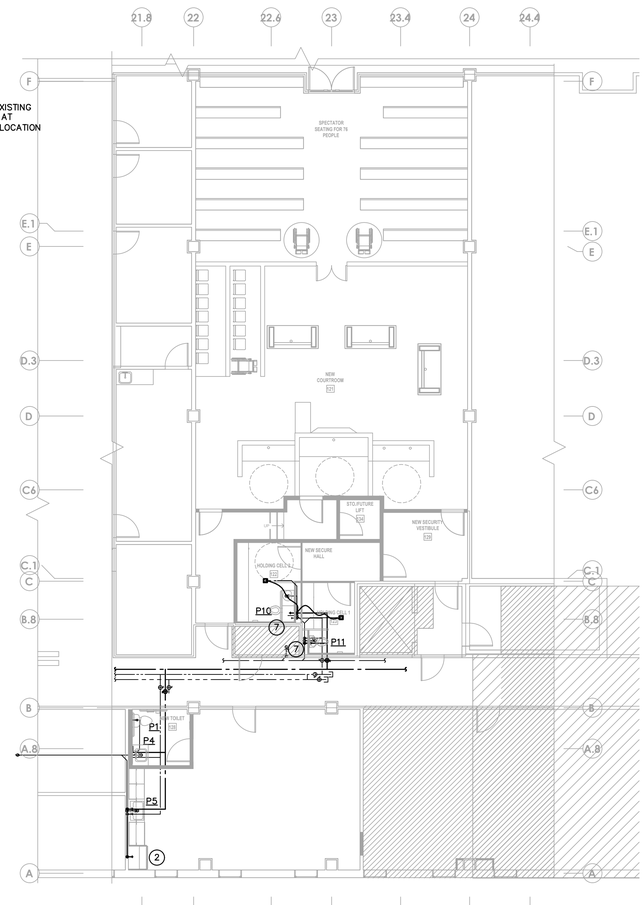

PLUMBING PLAN - LEVEL 1 COUNTY ATTORNEY

SCALE: 1/8" = 1'-0"

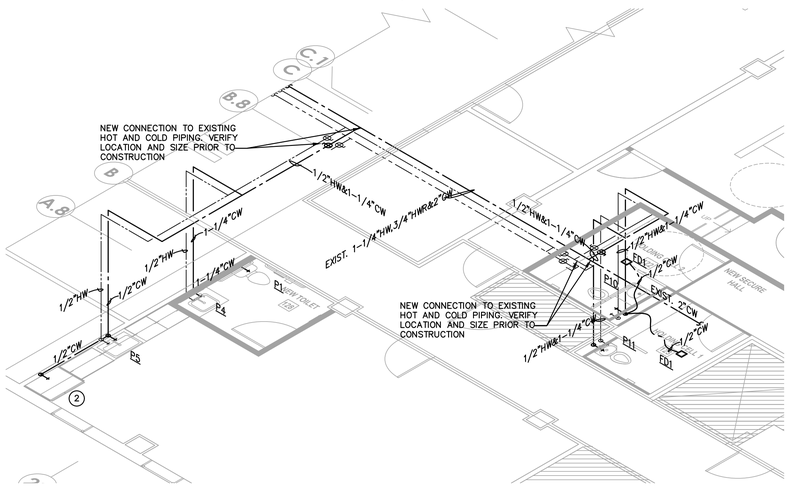

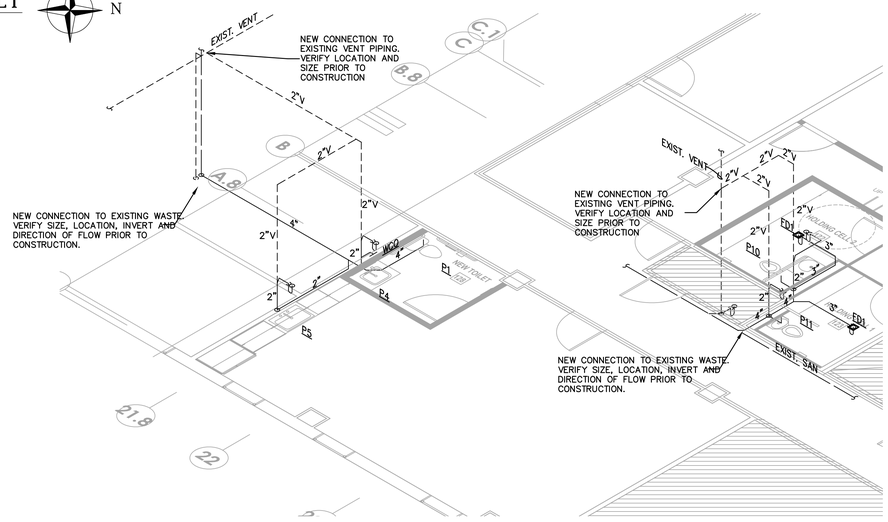

PLUMBING PLAN - LEVEL 1 COURTROOM

SCALE: 1/8" = 1'-0"

WATER RISER

SCALE: NTS

SANITARY RISER

SCALE: NTS

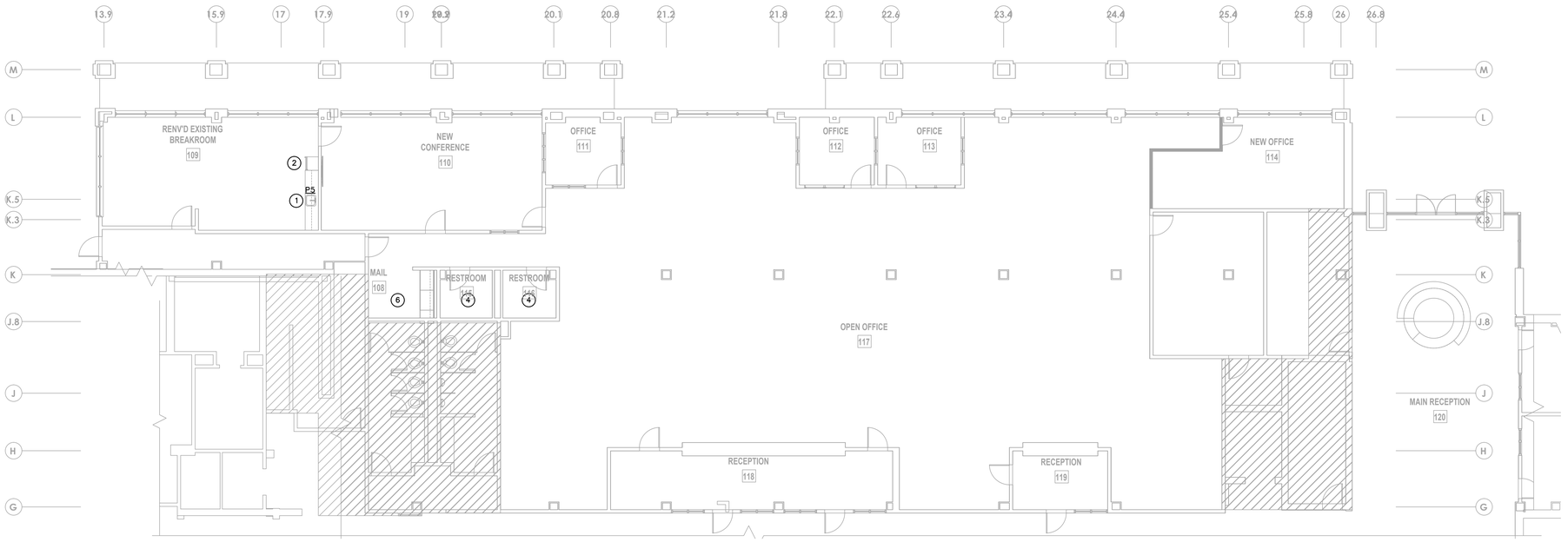

PLUMBING PLAN - LEVEL 1 DISTRICT CLERK

SCALE: 1/8" = 1'-0"

REFER TO P-001 FOR PLUMBING LEGEND, SCHEDULES AND DETAILS.

SPECIAL PLUMBING NOTES

1. EXISTING SINK AND FAUCET TO REMAIN. PROTECT DURING CONSTRUCTION.
2. REFRIGERATOR ICE MAKER – PROVIDE 3/8" COLD WATER SUPPLY STOP IN WALL EQUIVALENT TO WATER TITE AB9700. PROVIDE WITH APPROVED ASSE 1022 BACKFLOW PREVENTER. COORDINATION EXACT LOCATION WITH EQUIPMENT PROVIDE. EXTEND AND CONNECT TO WATER SERVING SINK.
3. REMOVE EXISTING PLUMBING FIXTURE AND REPLACE WITH NEW AS SCHEDULED. EXTEND AND CONNECT TO EXISTING WATER WASTE AND VENT AS REQUIRED.
4. EXISTING RESTROOM FIXTURES TO REMAIN. PROTECT DURING CONSTRUCTION. PROVIDE REQUIRED MAINTENANCE AND REPAIRS TO ASSURE PROPER OPERATION.INFORM OWNER IF ANY DEFICIENCIES.
5. REMOVE EXISTING WATERCLOSET AND ALL UNUSED WATER WASTE AND VENT PIPING BACK TO MAIN AND CAP.
6. REMOVE EXISTING PLUMBING FIXTURE AND ALL UNUSED WATER WASTE AND VENT PIPING BACK TO MAIN AND CAP.
7. PROVIDE MEANS VIA 24"X24" ACCESS PANEL ACCESSIBLE FROM JANITOR'S CLOSET 1047 TO SHUT-OFF WATER VALVES TO HOLDING ROOM PLUMBING FIXTURES AT PLUMBING CHASES.

PLUMBING DEMOLITION NOTES:

1. REFER TO ARCHITECTURAL DRAWING FOR PLUMBING AREA BEING DEMOLISHED. ALL UNUSED WATER, WASTE AND VENT PIPING SHALL BE REMOVE BACK TO MAIN AND CAPPED.

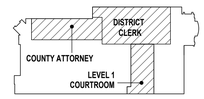

TBPE Firm #19701
WILSON & GIRGENTI, LLC
MEP Consulting Engineers
13785 Research Blvd., Suite 125
Austin, TX 78750
P.O. Box 1377
Safety Harbor, FL 34695
Office: 813-855-3330
Fax: 727-726-2070

STATE OF TEXAS
MELISSA B. COAD
93852
REGISTERED
PROFESSIONAL ENGINEER
12/03/21

studio | steinbomer
ARCHITECTURE & INTERIORS
1405 S CONGRESS AVE. SUITE B202
AUSTIN, TX 78704
T: 512.479.1022
F: 512.477.4468
www.steinbomer.com

A RENOVATION FOR THE

WILLIAMSON COUNTY JUSTICE CENTER

405 MARTIN LUTHER KING DRIVE, GEORGETOWN, TEXAS. 78626

100% Construction Documents

DATE:	07.21.2020
DRAWN:	W&G
SCALE:	AS NOTED

No.	Description	Date
1	Addendum #3	9.4.20
2	ASI #1	10.26.20
3	Review Comments	11.24.20
4	ASI #3	02.03.21

ENLARGED PLUMBING PLANS

P-101

DocuSign Envelope ID: BD1DD069-6BDB-4467-BAD0-FCE7745DF3ED

CONTRACTOR

Change Proposal Request (CPR)	NO. 46

Steinbomer
A/E

HCS Inc.
Contractor

1/28/21
Date of issuance

1499-2929
Project No.

installation of addtl outlets/rough ins
Interim Change Auth. No. (if any)

Williamson County Justice Renovation
Project Title

Contractor to provide below detailed cost breakdown for proposed modification(s) of the work as described in Part A of the COR. Breakdown to incorporate quantities, unit costs, and extensions for materials and labor, including allowable markups for all additions/deductions to/from contract sum. (Additional data necessary to support itemized figures must be attached and identified below.) Contractor to submit proposal to Architect/Engineer within ____ days, and in no case more than 15 days.

COST BREAKDOWN SUMMARY / OR COST BREAKDOWN BELOW:

Trades:	Amount		Amount		Amount	
M&C Electric	$4,255.00	HCS Inc. 10% O&P	$425.50	HCS Inc. 3% B&I	$127.65	$4,808.15
M&C Electric	$2,470.00	HCS Inc. 10% O&P	$247.00	HCS Inc. 3% B&I	$74.10	$2,470.00
		HCS Inc. 10% O&P	$0.00	HCS Inc. 3% B&I	$0.00	$0.00
			$0.00		$0.00	$0.00
			$0.00		$0.00	$0.00
			$0.00		$0.00	$0.00
			$0.00		$0.00	$0.00
			$0.00		$0.00	

	Hours	Rate				
HCS Inc. Supervision	0	$65	$0.00			
HCS Inc. Proj. Mgmt.	0	$85	$0.00			
HCS Subtotal:			$0.00	15% Markup	$0.00	$0.00
				3% B&I	$0.00	

PROPOSED TOTAL (ADDITION) (DELETION) TO **CONTRACT AMOUNT**. **$7,278.15**

PROPOSED REQUEST FOR (ADDITION) (DELETION) OF CALENDAR DAYS TO **CONTRACT TIME** **0**

The above proposal is submitted for consideration. The undersigned contractor understands and agrees that THIS IS A PROPOSAL and is validated only when included in a fully executed CHANGE ORDER to the Contract issued by Williamson County, and thereafter no additional time and/or amount adjustments to the Contract will be given for the Work covered by this COR beyond that shown above.

Luigi Canali
Contractor Name (typed or printed)

Luigi Canali
Contractor Signature

3/9/22
Date

DocuSigned by:
Thomas Crockett
C5C590AFBEE9483...

DocuSigned by:
110FE5F152B4412...

DocuSign Envelope ID: BD1DD069-6BDB-4467-BAD0-FCE7745DF3ED

M & C Electric Inc. Wilco Justice Ladder Rack Outlets

PO Box 231
Taylor, TX 76574
Office 512-906-0023
Fax 512-926-8022
TECL# 24004
1/11/22

General Contractor- HCS

Provide 3- L6 30a receptacles for ladder rack in attic

Four Thousand Two Hundred Fifty Five dollars ($4,255.00)

DocuSign Envelope ID: BD1DD069-6BDB-4467-BAD0-FCE7745DF3ED

M & C Electric Inc.

Wilco Justice Pre Trial Power and Data

PO Box 231
Taylor, TX 76574
Office 512-906-0023
Fax 512-926-8022
TECL# 24004
11/29/21

General Contractor- HCS

Provide 4 duplex receptacles and 4 data rough ins for Pre trial Services

Two Thousand Four Hundred Seventy dollars ($2,470.00)

DocuSign Envelope ID: BD1DD069-6BDB-4467-BAD0-FCE7745DF3ED

CONTRACTOR

Change Proposal REQUEST (CPR)	NO. 47

Steinbomer
A/E

HCS Inc.
Contractor

1499-2929
Project No.

2/23/22
Date of issuance

Stanley Credit
Interim Change Auth. No. (if any)

Williamson County Justice Renovation
Project Title

Contractor to provide below detailed cost breakdown for proposed modification(s) of the work as described in Part A of the COR. Breakdown to incorporate quantities, unit costs, and extensions for materials and labor, including allowable markups for all additions/deductions to/from contract sum. (Additional data necessary to support itemized figures must be attached and identified below.) Contractor to submit proposal to Architect/Engineer within ____ days, and in no case more than 15 days.

COST BREAKDOWN SUMMARY / OR COST BREAKDOWN BELOW:

Trades:	Amount		Amount		Amount	
Stanley Credit	-$1,716.00	HCS Inc. 10% O&P	$0.00	HCS Inc. 3% B&I	$0.00	-$1,716.00

	Hours	Rate				
HCS Inc. Supervision						
HCS Inc. Proj. Mgmt.			$0.00			
HCS Subtotal:				15% Markup	$0.00	$0.00
				3% B&I	$0.00	

PROPOSED TOTAL (ADDITION) (DELETION) TO **CONTRACT AMOUNT**. . . . . **-$1,716.00**

PROPOSED REQUEST FOR (ADDITION) (DELETION) OF CALENDAR DAYS TO **CONTRACT TIME** **0**

The above proposal is submitted for consideration. The undersigned contractor understands and agrees that THIS IS A PROPOSAL and is validated only when included in a fully executed CHANGE ORDER to the Contract issued by Williamson County, and thereafter no additional time and/or amount adjustments to the Contract will be given for the Work covered by this COR beyond that shown above.

Luigi Canali
DocuSigned by:
C3FEF43D73094FD...
ed)

2/23/22
Date

APPROVED
By Tom Stanfield at 8:16 am, Mar 01, 2022

DocuSign Envelope ID: BD1DD069-6BDB-4467-BAD0-FCE7745DF3ED

Amanda Frederick <amanda@hcs-gc.com>

RE: Williamson County Courthouse renovation

1 message

Rimmer, Randy <Randy.Rimmer@sbdinc.com> Wed, Feb 23, 2022 at 5:03 PM
To: Tom Stanfield <tom.stanfield@wilco.org>, Amanda Frederick <amanda@hcs-gc.com>
Cc: Luigi Canali <luigic@hcs-gc.com>, Michael Ballerino <mikeb@hcs-gc.com>, "Partin, Mindi" <Mindi.Partin@sbdinc.com>, "Downs, Bill" <Bill.Downs@sbdinc.com>

Tom,

You are correct with the information that can be stated in an email regarding a credit from Stanley to HCS. We have confirmed that the equipment not installed has been given to Nathan Pearl at Williamson County Access Control Department. Stanley would have applied 12 hours of labor to install this equipment. A billable hour of Stanley Labor is $143 which will result in a credit from Stanley to HCS in the amount of $1,716.00.

To date, I am not aware of any payments to Stanley from HCS or Williamson County for the Project - " WILLIAMSON COUNTY JUSTICE CENTER RENOVATIONS." This is a result of Stanley incorrectly billing Williamson County rather than HCS. We appreciate all parties patience and understanding while our Customer Service Department corrects this error.

Best Regards,

Randy Rimmer
Sr. Security Consultant-randy.rimmer@sbdinc.com

Stanley Security | Award-Winning Provider
4616 W. Howard Ln., Suite 110 | Austin, TX 78728 | United States
C: 210-551-5422 | www.stanleycss.com

From: Tom Stanfield <tom.stanfield@wilco.org>
Sent: Wednesday, February 23, 2022 3:49 PM
To: Amanda Frederick <amanda@hcs-gc.com>; Rimmer, Randy <Randy.Rimmer@sbdinc.com>
Cc: Luigi Canali <luigic@hcs-gc.com>; Michael Ballerino <mikeb@hcs-gc.com>
Subject: RE: Williamson County Courthouse renovation

!! CAUTION, EXTERNAL MESSAGE !!

Randy

Per our direct discussion….a simple email is all that is needed on mind end, for HCS to just as their backup

Thank you,

DocuSign Envelope ID: BD1DD069-6BDB-4467-BAD0-FCE7745DF3ED

Tom Stanfield

Senior Project Manager / Team Lead

WILLIAMSON COUNTY 1848 FACILITIES

3101 SE Inner Loop

Georgetown, TX 78626

512-943-1636 Office

512-818-4180 Mobile

Surveys can be completed at: Customer Feedback

Should you need Facility Maintenance Services please submit a work order at: http://service.wilco.org/request/default.aspx

NOTICE OF CONFIDENTIALITY: The information in this communication is confidential and intended only for the exclusive use of the addressee. The copying, distribution, or other use of this communication by the addressee or any other person or entity is prohibited. If you have received this communication by mistake, please notify the sender immediately and destroy all forms of this communication

---

From: Amanda Frederick <amanda@hcs-gc.com>
Sent: Wednesday, February 23, 2022 12:26 PM
To: Rimmer, Randy <Randy.Rimmer@sbdinc.com>
Cc: Luigi Canali <luigic@hcs-gc.com>; Michael Ballerino <mikeb@hcs-gc.com>; Tom Stanfield <tom.stanfield@wilco.org>
Subject: Re: Williamson County Courthouse renovation

EXTERNAL email: Exercise caution when opening.

Randy,

I am following up again on the credit due. Please get back to me as soon as possible

Thank you,

Amanda Frederick

Director of Operations Austin
HCS Inc - *Commercial General Contractor*

Georgetown Office - 500 Shell Stone Trail, Georgetown, TX 78628 | Cell: 512-914-2549 | Amanda@hcs-gc.com

Main Office - 365 Wayside Drive, Waco, TX 76705 | Office: 254-829-3200 | Fax: 254-829-3201 | www.hcs-gc.com | BIDS: bids@hcs-gc.com

Need to schedule a meeting with me? Use my calendly link

DocuSign Envelope ID: BD1DD069-6BDB-4467-BAD0-FCE7745DF3ED

CONTRACTOR

CHANGE PROPOSAL REQUEST (CPR)	NO. 45

Steinbomer
A/E

HCS Inc.
Contractor

1499-2929
Project No.

Southstone Dev Group
Interim Change Auth. No. (if any)

#####
Date of issuance

Williamson County Justice Renovation
Project Title

Contractor to provide below detailed cost breakdown for proposed modification(s) of the work as described in Part A of the COR. Breakdown to incorporate quantities, unit costs, and extensions for materials and labor, including allowable markups for all additions/deductions to/from contract sum. (Additional data necessary to support itemized figures must be attached and identified below.) Contractor to submit proposal to Architect/Engineer within ____ days, and in no case more than 15 days.

COST BREAKDOWN SUMMARY / OR COST BREAKDOWN BELOW:

Trades:	Amount		Amount		Amount	
Southstone Dev. Group	$4,670.00	HCS Inc. 10% O&P	$467.00	HCS Inc. 3% B&I	$140.10	$5,277.10
Southstone Dev. Group	$1,800.00	HCS Inc. 10% O&P	$180.00	HCS Inc. 3% B&I	$90.00	$2,070.00
Southstone Dev. Group	$2,094.20	HCS Inc. 10% O&P	$209.42	HCS Inc. 3% B&I	$104.71	$2,408.33
Southstone Dev. Group	$2,500.00	HCS Inc. 10% O&P	$250.00	HCS Inc. 3% B&I	$125.00	$2,875.00
Southstone Dev. Group	$3,285.80	HCS Inc. 10% O&P	$328.58	HCS Inc. 3% B&I	$164.29	$3,778.67
			$0.00		$0.00	$0.00
			$0.00		$0.00	$0.00
			$0.00		$0.00	$0.00

	Hours	Rate				
HCS Inc. Supervision	0	$65	$0.00			
HCS Inc. Proj. Mgmt.	0	$85	$0.00			
HCS Subtotal:			$0.00	15% Markup	$0.00	$0.00
				3% B&I	$0.00	

PROPOSED TOTAL (ADDITION) (DELETION) TO **CONTRACT AMOUNT**. **$16,409.10**

PROPOSED REQUEST FOR (ADDITION) (DELETION) OF CALENDAR DAYS TO **CONTRACT TIME** **0**

The above proposal is submitted for consideration. The undersigned contractor understands and agrees that THIS IS A PROPOSAL and is validated only when included in a fully executed CHANGE ORDER to the Contract issued by Williamson County, and thereafter no additional time and/or amount adjustments to the Contract will be given for the Work covered by this COR beyond that shown above.

Luigi Canali
Contractor Name (typed or printed)

Luigi Canali
Contractor Signature

2/1/22
Date

DocuSigned by:
Thomas Crockett
C5C590AFBEE9483...

3/11/2022 | 10:12 AM PST

DocuSigned by:

3/10/2022 | 2:34 PM PST

110EE5E152B4412...

DocuSign Envelope ID: BD1DD069-6BDB-4467-BAD0-FCE7745DF3ED

SOUTHSTONE DEVELOPMENT GROUP

PCO #012

Southstone Development Group, LLC
1914 East 6th St Unit 6339
Austin, Texas 78762
Phone: (512) 745-6598

Project: 200935 - WC Justice Center Renovations
405 Martin Luther King Jr St
Georgetown, Texas 78626

Prime Contract Potential Change Order #012: CE #CE#26 - Jury Room Area Remodel

TO:	HCS Inc. Commercial General Contractor 365 Wayside Dr. Waco, Texas 76705	**FROM:**	Southstone Development Group, LLC 1914 East 6th St Unit 6339 Austin, Texas 78762
PCO NUMBER/REVISION:	012 / 0	**CONTRACT:**	1 - WC Justice Center Renovations Prime Contract
REQUEST RECEIVED FROM:		**CREATED BY:**	Alexander Canalini **(Southstone Development Group, LLC)**
STATUS:	Pending - In Review	**CREATED DATE:**	12/27/2021
REFERENCE:		**PRIME CONTRACT CHANGE ORDER:**	#012 - CE #CE#26 - Jury Room Area Remodel
FIELD CHANGE:	No		
LOCATION:		**ACCOUNTING METHOD:**	Amount Based
SCHEDULE IMPACT:		**PAID IN FULL:**	No
EXECUTED:	No	**SIGNED CHANGE ORDER RECEIVED DATE:**	
		TOTAL AMOUNT:	$4,670.00

POTENTIAL CHANGE ORDER TITLE: CE #CE#26 - Jury Room Area Remodel

CHANGE REASON: Client Request

POTENTIAL CHANGE ORDER DESCRIPTION: *(The Contract Is Changed As Follows)*
CE #CE#26 - Jury Room Area Remodel
Patch, tape, float, match the texture and paint new jury room and adjacent areas affected by remodel.

Excludes Judges Chamber Area no information provided

ATTACHMENTS:

#	Budget Code	Description	Amount
1	Division 9-9001.C Painting / Pintura.Commitment		$4,670.00
		Grand Total:	**$4,670.00**

HCS Inc. Commercial General Contractor
365 Wayside Dr.
Waco, Texas 76705

Southstone Development Group, LLC
1914 East 6th St Unit 6339
Austin, Texas 78762

SIGNATURE	DATE	SIGNATURE	DATE	SIGNATURE	DATE

SOUTHSTONE DEVELOPMENT GROUP

PCCO #010

Southstone Development Group, LLC
1914 East 6th St Unit 6339
Austin, Texas 78762
Phone: (512) 745-6598

Project: 200935 - WC Justice Center Renovations
405 Martin Luther King Jr St
Georgetown, Texas 78626

Prime Contract Change Order #010: CE #CE#20 - Extra work at walls behind judges desk, doors and walls at restrooms

TO:	**HCS Inc. Commercial General Contractor** 365 Wayside Dr. Waco, Texas 76705	**FROM:**	**Southstone Development Group, LLC** 1914 East 6th St Unit 6339 Austin, Texas 78762
DATE CREATED:	10/26/2021	**CREATED BY:**	Alexander Canalini **(Southstone Development Group, LLC)**
CONTRACT STATUS:	Approved	**REVISION:**	0
DESIGNATED REVIEWER:		**REVIEWED BY:**	
DUE DATE:		**REVIEW DATE:**	01/06/2022
INVOICED DATE:		**PAID DATE:**	
SCHEDULE IMPACT:		**EXECUTED:**	No
REVISED SUBSTANTIAL COMPLETION DATE:		**SIGNED CHANGE ORDER RECEIVED DATE:**	
CONTRACT FOR:	1:WC Justice Center Renovations Prime Contract	**TOTAL AMOUNT:**	$1,800.00

DESCRIPTION:
CE #CE#20 - Extra work at walls behind judges desk, doors and walls at restrooms
Paint doors
Tape, float, and paint wall behind judges desk
tape, float, and paint walls outside of the restroom

Materials $500
Labor $1,300

ATTACHMENTS:

POTENTIAL CHANGE ORDERS IN THIS CHANGE ORDER:

PCO #	Title	Schedule Impact	Amount
010	CE #CE#20 - Extra work at walls behind judges desk, doors and walls at restrooms		$1,800.00
		Total:	$1,800.00

CHANGE ORDER LINE ITEMS:

PCO # 010: CE #CE#20 - Extra work at walls behind judges desk, doors and walls at restrooms

#	Budget Code	Description	Amount
1	Division 9-9001.C Painting / Pintura.Commitment		$1,800.00
		Grand Total:	**$1,800.00**

The original (Contract Sum)	$65,634.00
Net change by previously authorized Change Orders	$106,892.00
The contract sum prior to this Change Order was	$172,526.00
The contract sum will be increased by this Change Order in the amount of	$1,800.00
The new contract sum including this Change Order will be	$174,326.00
The contract time will not be changed by this Change Order.	

DocuSign Envelope ID: BD1DD069-6BDB-4467-BAD0-FCE7745DF3ED

SOUTHSTONE
DEVELOPMENT GROUP

PCCO #010

HCS Inc. Commercial General Contractor
365 Wayside Dr.
Waco, Texas 76705

Southstone Development Group, LLC
1914 East 6th St Unit 6339
Austin, Texas 78762

SIGNATURE	DATE	SIGNATURE	DATE	SIGNATURE	DATE

DocuSign Envelope ID: BD1DD069-6BDB-4467-BAD0-FCE7745DF3ED

SOUTHSTONE DEVELOPMENT GROUP

PCO #013

Southstone Development Group, LLC
1914 East 6th St Unit 6339
Austin, Texas 78762
Phone: (512) 745-6598

Project: 200935 - WC Justice Center Renovations
405 Martin Luther King Jr St
Georgetown, Texas 78626

Prime Contract Potential Change Order #013: CE #CE#27 - Tape, float and paint mew door opening and patch on strobe

TO:	HCS Inc. Commercial General Contractor 365 Wayside Dr. Waco, Texas 76705	**FROM:**	Southstone Development Group, LLC 1914 East 6th St Unit 6339 Austin, Texas 78762
PCO NUMBER/REVISION:	013 / 0	**CONTRACT:**	1 - WC Justice Center Renovations Prime Contract
REQUEST RECEIVED FROM:		**CREATED BY:**	Alexander Canalini (**Southstone Development Group, LLC**)
STATUS:	Pending - In Review	**CREATED DATE:**	1/11/2022
REFERENCE:		**PRIME CONTRACT CHANGE ORDER:**	#013 - CE #CE#27 - Tape, float and paint mew door opening and patch on strobe
FIELD CHANGE:	No		
LOCATION:		**ACCOUNTING METHOD:**	Amount Based
SCHEDULE IMPACT:		**PAID IN FULL:**	No
EXECUTED:	No	**SIGNED CHANGE ORDER RECEIVED DATE:**	
		TOTAL AMOUNT:	$2,094.20

POTENTIAL CHANGE ORDER TITLE: CE #CE#27 - Tape, float and paint mew door opening and patch on strobe

CHANGE REASON: Client Request

POTENTIAL CHANGE ORDER DESCRIPTION: *(The Contract Is Changed As Follows)*
CE #CE#27 - Tape, float and paint mew door opening and patch on strobe
Tape, float, and paint door opening
Paint frame
patch strobe in the small corridor behind judges bench

Protection and cleaning gincluded

ATTACHMENTS:

#	Budget Code	Description	Amount
1	Division 9-9001.C Painting / Pintura.Commitment		$2,094.20
		Grand Total:	**$2,094.20**

HCS Inc. Commercial General Contractor
365 Wayside Dr.
Waco, Texas 76705

Southstone Development Group, LLC
1914 East 6th St Unit 6339
Austin, Texas 78762

SIGNATURE	DATE	SIGNATURE	DATE	SIGNATURE	DATE

DocuSign Envelope ID: BD1DD069-6BDB-4467-BAD0-FCE7745DF3ED

SOUTHSTONE DEVELOPMENT GROUP

PCCO #011

Southstone Development Group, LLC
1914 East 6th St Unit 6339
Austin, Texas 78762
Phone: (512) 745-6598

Project: 200935 - WC Justice Center Renovations
405 Martin Luther King Jr St
Georgetown, Texas 78626

Prime Contract Change Order #011: CE #CE#21 - Hang drywall, insulation, tape and float and paint

TO:	**HCS Inc. Commercial General Contractor** 365 Wayside Dr. Waco, Texas 76705	**FROM:**	**Southstone Development Group, LLC** 1914 East 6th St Unit 6339 Austin, Texas 78762
DATE CREATED:	10/26/2021	**CREATED BY:**	Alexander Canalini **(Southstone Development Group, LLC)**
CONTRACT STATUS:	Approved	**REVISION:**	0
DESIGNATED REVIEWER:		**REVIEWED BY:**	
DUE DATE:		**REVIEW DATE:**	01/06/2022
INVOICED DATE:		**PAID DATE:**	
SCHEDULE IMPACT:		**EXECUTED:**	No
REVISED SUBSTANTIAL COMPLETION DATE:		**SIGNED CHANGE ORDER RECEIVED DATE:**	
CONTRACT FOR:	1:WC Justice Center Renovations Prime Contract	**TOTAL AMOUNT:**	$2,500.00

DESCRIPTION:
CE #CE#21 - Hang drywall, insulation, tape and float and paint
Provide and install drywall and hang
install insulation if needed
tape, float, and paint wall

Provide protection and clean-up

Materials $1,000
Labor $1,500

ATTACHMENTS:

POTENTIAL CHANGE ORDERS IN THIS CHANGE ORDER:

PCO #	Title	Schedule Impact	Amount
011	CE #CE#21 - Hang drywall, insulation, tape and float and paint		$2,500.00
		Total:	$2,500.00

CHANGE ORDER LINE ITEMS:

PCO # 011: CE #CE#21 - Hang drywall, insulation, tape and float and paint

#	Budget Code	Description	Amount
1	Division 9-9001.C Painting / Pintura.Commitment		$2,500.00
		Grand Total:	**$2,500.00**

The original (Contract Sum)	$65,634.00
Net change by previously authorized Change Orders	$108,692.00
The contract sum prior to this Change Order was	$174,326.00
The contract sum will be increased by this Change Order in the amount of	$2,500.00
The new contract sum including this Change Order will be	$176,826.00
The contract time will not be changed by this Change Order.	

SOUTHSTONE
DEVELOPMENT GROUP

PCCO #011

HCS Inc. Commercial General Contractor
365 Wayside Dr.
Waco, Texas 76705

Southstone Development Group, LLC
1914 East 6th St Unit 6339
Austin, Texas 78762

SIGNATURE	DATE	SIGNATURE	DATE	SIGNATURE	DATE

DocuSign Envelope ID: BD1DD069-6BDB-4467-BAD0-FCE7745DF3ED

SOUTHSTONE DEVELOPMENT GROUP

PCO #014

Southstone Development Group, LLC
1914 East 6th St Unit 6339
Austin, Texas 78762
Phone: (512) 745-6598

Project: 200935 - WC Justice Center Renovations
405 Martin Luther King Jr St
Georgetown, Texas 78626

Prime Contract Potential Change Order #014: CE #CE#28 - Tape float and paint both side for (3) doors frames

TO:	HCS Inc. Commercial General Contractor 365 Wayside Dr. Waco, Texas 76705	**FROM:**	Southstone Development Group, LLC 1914 East 6th St Unit 6339 Austin, Texas 78762
PCO NUMBER/REVISION:	014 / 0	**CONTRACT:**	1 - WC Justice Center Renovations Prime Contract
REQUEST RECEIVED FROM:		**CREATED BY:**	Alexander Canalini (**Southstone Development Group, LLC**)
STATUS:	Pending - In Review	**CREATED DATE:**	1/11/2022
REFERENCE:		**PRIME CONTRACT CHANGE ORDER:**	#014 - CE #CE#28 - Tape float and paint both side for (3) doors frames
FIELD CHANGE:	No		
LOCATION:		**ACCOUNTING METHOD:**	Amount Based
SCHEDULE IMPACT:		**PAID IN FULL:**	No
EXECUTED:	No	**SIGNED CHANGE ORDER RECEIVED DATE:**	
		TOTAL AMOUNT:	$3,285.80

POTENTIAL CHANGE ORDER TITLE: CE #CE#28 - Tape float and paint both side for (3) doors frames

CHANGE REASON: Client Request

POTENTIAL CHANGE ORDER DESCRIPTION: *(The Contract Is Changed As Follows)*
CE #CE#28 - Tape float and paint both side for (3) doors frames
Tape, float, paint, and texture walls where a new opening was installed.
Paint frames
Paint existing walls on the tenant side

Protection and clean-up included

ATTACHMENTS:

#	Budget Code	Description	Amount
1	Division 9-9001.C Painting / Pintura.Commitment		$3,285.80
		Grand Total:	**$3,285.80**

HCS Inc. Commercial General Contractor
365 Wayside Dr.
Waco, Texas 76705

Southstone Development Group, LLC
1914 East 6th St Unit 6339
Austin, Texas 78762

SIGNATURE	DATE	SIGNATURE	DATE	SIGNATURE	DATE

DocuSign Envelope ID: BD1DD069-6BDB-4467-BAD0-FCE7745DF3ED

CONTRACTOR

CHANGE PROPOSAL REQUEST (CPR)	NO. 49

Steinbomer
A/E

HCS Inc.
Contractor

1499-2929
Project No.

Credits and Glass
Interim Change Auth. No. (if any)

1/28/2021
Date of issuance

Williamson County Justice Renovation
Project Title

Contractor to provide below detailed cost breakdown for proposed modification(s) of the work as described in Part A of the COR. Breakdown to incorporate quantities, unit costs, and extensions for materials and labor, including allowable markups for all additions/deductions to/from contract sum. (Additional data necessary to support itemized figures must be attached and identified below.) Contractor to submit proposal to Architect/Engineer within ____ days, and in no case more than 15 days.

COST BREAKDOWN SUMMARY / OR COST BREAKDOWN BELOW:

Trades:	Amount		Amount		Amount	
Arch 8	$210.00	HCS Inc. 10% O&P	$21.00	HCS Inc. 3% B&I	$6.30	$237.30
Arch 8 Credit	-$4,570.00	HCS Inc. 10% O&P	$0.00	HCS Inc. 3% B&I	$0.00	-$4,570.00
Tax Credit Arch 8 CPR 31	-$813.45	HCS Inc. 10% O&P	-$81.35	HCS Inc. 3% B&I	-$24.40	-$919.20
P10 Credit	-$6,790.00	HCS Inc. 10% O&P	-$679.00	HCS Inc. 3% B&I	-$203.70	-$7,672.70

	Hours	Rate				
HCS Inc. Supervision	0	$65				
HCS Inc. Proj. Mgmt.	0	$85	$0.00			
HCS Subtotal:			$0.00	15% Markup	$0.00	$0.00
				3% B&I	$0.00	

APPROVED
By Tom Stanfield at 7:38 am, Feb 16, 2022

PROPOSED TOTAL (ADDITION) (DELETION) TO **CONTRACT AMOUNT**. . . . . **-$12,924.60**

PROPOSED REQUEST FOR (ADDITION) (DELETION) OF CALENDAR DAYS TO **CONTRACT TIME** **0**

The above proposal is submitted for consideration. The undersigned contractor understands and agrees that THIS IS A PROPOSAL and is validated only when included in a fully executed CHANGE ORDER to the Contract issued by Williamson County, and thereafter no additional time and/or amount adjustments to the Contract will be given for the Work covered by this COR beyond that shown above.

Luigi Canali
Contractor Name (typed or printed)

Contractor Signature

2/11/22
Date

DocuSign Envelope ID: BD1DD069-6BDB-4467-BAD0-FCE7745DF3ED

ARCHITECTURAL DIVISION 8

2425 Brockton St San Antonio Tx 78217
Phone: (210) 826-6616

DOORS • AUTOMATIC DOORS • FRAMES • HARDWARE SALES • REPAIRS • INSTALLATION

Date:	**08/13/2021**	**Change Proposal No:**	**5**
Customer:	**HCS Inc.**	**PAGES:**	**1**
Project Name:	**Williamson Co. Justice Center Remodel**		

Architectural Division 8 proposes to furnish the above listed party (Hereinafter called “Contractor”) the following materials and / or labor for the above listed structure for their consideration.

CHANGE PROPOSAL

CP# 5

-1	**Single Door #104**	**HALL 103 to NEW OFFICE 104**		**90 LH**
1	**Single Door #104**	**HALL 103 to NEW OFFICE 104**		**90 LH**
1	1/4" clear temper	19 1/4” X 63 1/4 " X 1/4" CLEAR TEMPER GLASS	CLG	
-1	**Single Door #105**	**HALL 103 to NEW OFFICE 105**		**90 LH**
1	**Single Door #105**	**HALL 103 to NEW OFFICE 105**		**90 LH**
1	1/4" clear temper	19 1/4” X 63 1/4 " X 1/4" CLEAR TEMPER GLASS	CLG	
-1	**Single Door #106**	**HALL 103 to NEW OFFICE 106**		**90 LH**
1	**Single Door #106**	**HALL 103 to NEW OFFICE 106**		**90 LH**
1	1/4" clear temper	19 1/4” X 63 1/4 " X 1/4" CLEAR TEMPER GLASS	CLG	
-1	**Single Door #110**	**REN'D EXISTING BREAKROOM 109 to NEW CONFERENCE 110**		**90 LH**
1	**Single Door #110**	**REN'D EXISTING BREAKROOM 109 to NEW CONFERENCE 110**		**90 LH**
1	1/4" clear temper	7 1/4” X 33 1/4 " X 1/4" CLEAR TEMPER GLASS	CLG	

Section Totals

Glass – Pricing Complete Line Glass (1-2 day lead time)	210.00
Grand Total	**210.00**

Terms: QUOTE VOID AFTER 30 DAYS

DocuSign Envelope ID: BD1DD069-6BDB-4467-BAD0-FCE7745DF3ED

ARCHITECTURAL DIVISION 8

2425 Brockton St San Antonio Tx 78217
Phone: (210) 826-6616

DOORS • AUTOMATIC DOORS • FRAMES • HARDWARE SALES • REPAIRS • INSTALLATION

Date:	**12/20/2021**	**Change Proposal No:**	**7**
Customer:	**HCS Inc.**	**PAGES:**	**2**
Project Name:	**Williamson Co. Justice Center Remodel**		

Architectural Division 8 proposes to furnish the above listed party (Hereinafter called "Contractor") the following materials and / or labor for the above listed structure for their consideration.

CHANGE PROPOSAL

CP# 7

-1	**Single Door #102-PTS**	**PRE-TRIAL AD. B006A to MANAGERS OFFICE B006B**	**90**	**LH**
1	**Single Door #102-PTS**	**PRE-TRIAL AD. B006A to MANAGERS OFFICE B006B**	**90**	**LH**

-1 3070 1 3/4 WD VFRE QM 90P RIWO N VFREFIRECORE OA18 LH (110; HN; LITE_CUTOUT; ML)
-1 SQ 16 A60 718 SGL 3070 Weld LH (45R; A01_MSZ1-; H1; PREP_MUTES; S)

-1	**Single Door #103-PTS**	**PRE-TRIAL ADMIN B006A to CON. ROOM B006C**	**90**	**RH**
1	**Single Door #103-PTS**	**PRE-TRIAL ADMIN B006A to CON. ROOM B006C**	**90**	**RH**

-1 3070 1 3/4 WD VFRE QM 90P RIWO N VFREFIRECORE OA18 RH (110; HN; LITE_CUTOUT; ML)
-1 SQ 16 A60 718 SGL 3070 Weld BU RH (45R; A01_MSZ1-; H1; PREP_MUTES; S)

-1	**Single Door #104-PTS**	**CONFERENCE ROOM B006C to SEC. STORAGE B006D**	**90**	**LH**
1	**Single Door #104-PTS**	**CONFERENCE ROOM B006C to SEC. STORAGE B006D**	**90**	**LH**

-1 3070 1 3/4 WD 5507 QM RIWO F STAVE OA18 LH (HN; ML)
-1 SQ 16 A60 578 SGL 3070 Weld LH (45R; A01_MSZ1-; PREP_MUTES; S)

-1	**Single Door #JURY**	**NEW COURTROOM 122 to JURY ROOM**	**90**	**RH**
1	**Single Door #JURY**	**NEW COURTROOM 122 to JURY ROOM**	**90**	**RH**

-1 3070 1 3/4 WD VFRE QM 90P RIWO F VFREFIRECORE OA18 RH (HN; ML)
-1 SQ 16 A60 534 SGL 3070 Weld BU RH (45R; A01_MSZ1-; H1; PREP_MUTES; S)

Section Totals

Hollow Metal Frames	(1,060.00)
Wood Doors	(3,510.00)
Grand Total	**- $ 4,570.00**

Terms: QUOTE VOID AFTER 30 DAYS

DocuSign Envelope ID: BD1DD069-6BDB-4467-BAD0-FCE7745DF3ED

INCLUDED TAX ON CPR 31

ARCHITECTURAL DIVISION 8

2425 Brockton St San Antonio Tx 78217
Phone: (210) 826-6616

DOORS • AUTOMATIC DOORS • FRAMES • HARDWARE SALES • REPAIRS • INSTALLATION

1 Single Door #JURY **NEW COURTROOM 122 to JURY ROOM** **90 RH**

1	3070 1 3/4 WD VFRE QM 90P RIWO F VFREFIRECORE OA18 RH (HN; ML)				
1	SQ 16 A60 534 SGL 3070 Weld BU RH (45R; A01_MSZ1-; H1; PREP_MUTES; S)				
3	Hinges	5BB1 4 1/2 x 4 1/2		652	IV
1	Lockset	45H-7A16H L/C	RH	626	BE
1	Closer	4040XP RWPA		AL	LC
1	Protection Plate	8400 10" x 34" B-CS		US32D	IV
1	Wall Stop	WS406/407CCV		US32D	IV
3	Door Silencer	SR64		GRY	IV

Section Totals

Finish Hardware	4,520.00
Hollow Metal Frames	1,060.00
Wood Doors	4,280.00
Pre-Tax Total	9,860.00
Tax – Total Credit Back >	813.45
Grand Total	**10,673.45**

Terms: QUOTE VOID AFTER 30 DAYS

DocuSign Envelope ID: BD1DD069-6BDB-4467-BAD0-FCE7745DF3ED

INCLUDED AND APPROVED ON CPR 26 ⊕ 29

Change Order #8

Date August 31, 2021

Contractor: P10 Floorscapes
11701 Bee Cave Rd. Suite 208
Austin, TX 78738

Client: HCS Inc.
500 Shell Stone Trail
Georgetown, TX 78628

Project: WILCO
405 Martin Luther King Dr.
Georgetown, TX 78626

Description: This proposal includes all materials and labor to complete the following scope of work unless otherwise specified:

WILCO
Change Order #8

Services to include:

ADD:	Basement Pre Trial Remodel 164 sy cpt & 240 lf base	$6,790.00

TOTAL $ **6,790.00**

Credit Back for double up

Respectfully Submitted By,

Nick Provopulos M: 512.801.7710

We look forward to doing business with you.
Please notify P10 Floorscapes in writing if we are to proceed with this work.

Sign X _____ Date_____
HCS Inc.
Authorized Signature

DocuSign Envelope ID: BD1DD069-6BDB-4467-BAD0-FCE7745DF3ED

CONTRACTOR

Change Proposal Request (CPR)	NO. 50

Steinbomer
A/E

HCS Inc.
Contractor

3/7/22
Date of issuance

1499-2929
Project No.

First Floor IT Room Receptacle
Interim Change Auth. No. (if any)

Williamson County Justice Renovation
Project Title

Contractor to provide below detailed cost breakdown for proposed modification(s) of the work as described in Part A of the COR. Breakdown to incorporate quantities, unit costs, and extensions for materials and labor, including allowable markups for all additions/deductions to/from contract sum. (Additional data necessary to support itemized figures must be attached and identified below.) Contractor to submit proposal to Architect/Engineer within ____ days, and in no case more than 15 days.

COST BREAKDOWN SUMMARY / OR COST BREAKDOWN BELOW:

Trades:	Amount		Amount		Amount	
M&C Electric	$550.00	HCS Inc. 10% O&P	$55.00	HCS Inc. 3% B&I	$16.50	$621.50
		HCS Inc. 10% O&P	$0.00	HCS Inc. 3% B&I	$0.00	$0.00
		HCS Inc. 10% O&P	$0.00	HCS Inc. 3% B&I	$0.00	$0.00
			$0.00		$0.00	$0.00
			$0.00		$0.00	$0.00
			$0.00		$0.00	$0.00
			$0.00		$0.00	$0.00
			$0.00		$0.00	$0.00

	Hours	Rate				
HCS Inc. Supervision	0	$65	$0.00			
HCS Inc. Proj. Mgmt.	0	$85	$0.00			
HCS Subtotal:			$0.00	15% Markup	$0.00	$0.00
				3% B&I	$0.00	

PROPOSED TOTAL (ADDITION) (DELETION) TO **CONTRACT AMOUNT**. **$621.50**

PROPOSED REQUEST FOR (ADDITION) (DELETION) OF CALENDAR DAYS TO **CONTRACT TIME** **0**

The above proposal is submitted for consideration. The undersigned contractor understands and agrees that THIS IS A PROPOSAL and is validated only when included in a fully executed CHANGE ORDER to the Contract issued by Williamson County, and thereafter no additional time and/or amount adjustments to the Contract will be given for the Work covered by this COR beyond that shown above.

Luigi Canali
Contractor Name (typed or printed)

Luigi Canali
Contractor Signature

3/7/22
Date

DocuSigned by:
110FE5F152B4412...

DocuSigned by:
Thomas Crockett

DocuSign Envelope ID: BD1DD069-6BDB-4467-BAD0-FCE7745DF3ED

M & C Electric Inc.

Wilco Justice Automated Logic Receptacle in 1st Flr IT Room

PO Box 231
Taylor, TX 76574
Office 512-906-0023
Fax 512-926-8022
TECL# 24004
2/25/22

General Contractor- HCS

Provide receptacle in 1st Flr IT room for automated logic

Five Hundred Fifty Five dollars ($550.00)