

SUPPLEMENTAL WORK AUTHORIZATION NO. 1
TO
WORK AUTHORIZATION NO. 15

WILLIAMSON COUNTY ROAD BOND PROJECT:
Utility Coordination for 2023 Road Bond Program

This Supplemental Work Authorization No. 1 to Work Authorization No. 15 is made pursuant to the terms and conditions of the Williamson County Contract for Engineering Services, being dated July 16, 2019 (“Contract”) and entered into by and between Williamson County, Texas, a political subdivision of the State of Texas, (the "County") and Cobb, Fendley & Associates, Inc. (the "Engineer").

WHEREAS, the County and the Engineer executed Work Authorization No. 15 dated effective November 21, 2024 (the “Work Authorization”);

WHEREAS, pursuant to Article 14 of the Contract, amendments, changes and modifications to a fully executed Work Authorization shall be made in the form of a Supplemental Work Authorization; and

WHEREAS, it has become necessary to amend, change and modify the Work Authorization.

AGREEMENT

NOW, THEREFORE, premises considered, the County and the Engineer agree that the Work Authorization shall be amended, changed and modified as follows:

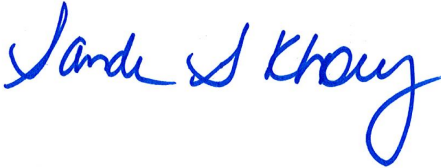
- I. The maximum amount payable for services under the Work Authorization is hereby increased from \$2,352,353.00 to \$4,361,472.00.
- II. The Work Authorization shall terminate on July 31, 2025. The Services to be Provided by the Engineer shall be fully completed on or before said date unless extended by an additional Supplemental Work Authorization. The revised Work Schedule is attached hereto as Attachment “C” (must be attached).

Except as otherwise amended by prior or future Supplemental Work Authorizations, all other terms of the Work Authorization are unchanged and will remain in full force and effect.

This Supplemental Work Authorization does not waive the parties’ responsibilities and obligations provided under the Contract.

IN WITNESS WHEREOF, the County and the Engineer have executed this Supplemental Work Authorization, to be effective as of the date of the last party's execution below.

ENGINEER:

By: 

Sandra G. Khoury, P.E.
Printed Name

Executive Vice President
Title

March 20, 2025
Date

COUNTY:

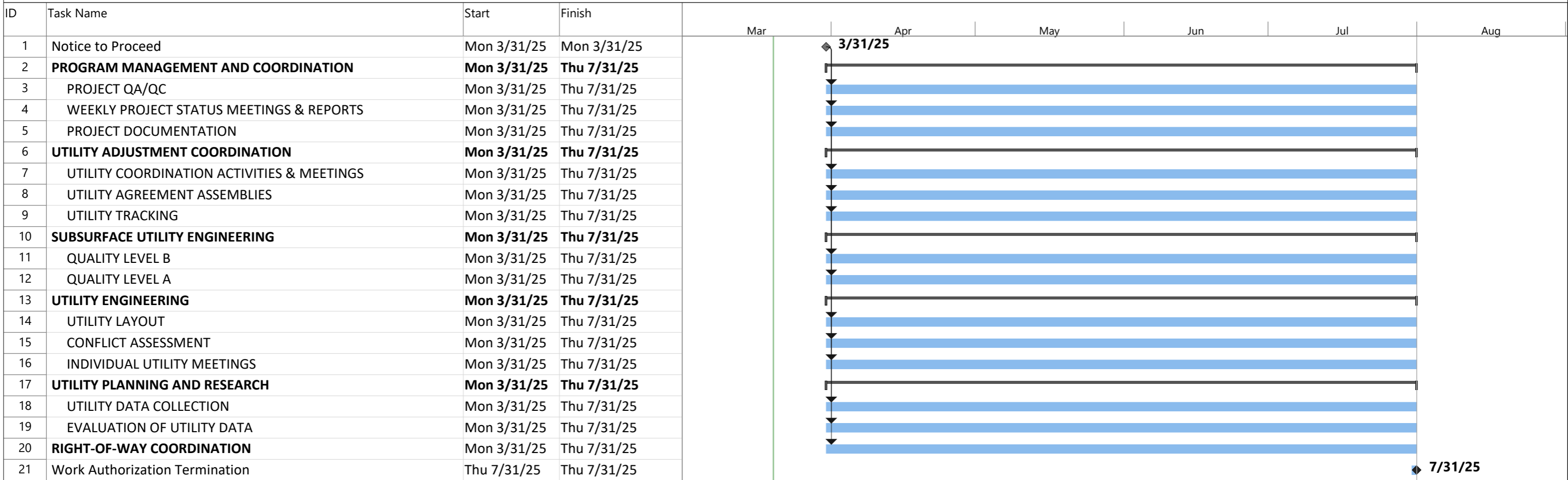
By: _____
Signature

Printed Name

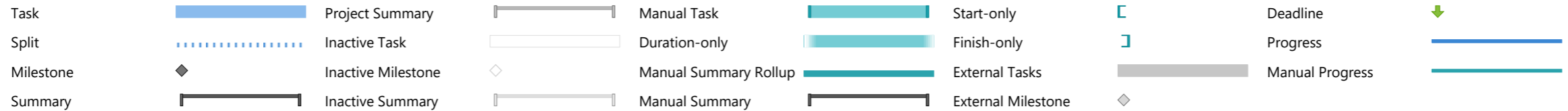
Title

Date

APPROVED
By Christen Eschberger at 12:21 pm, Mar 23, 2025



Williamson County
 2023 Road Bond Program
 WA 15 - Supplemental No. 1



Attachment D

Fee Schedule

Utility Coordination & Engineering Services

Description of Work Task	Senior Project Manager	Project Manager	Deputy Project Manager	Senior Engineer	Project Engineer III	Project Engineer II	Project Engineer I	Graduate Engineer II	Graduate Engineer I	Senior Utility Specialist	Utility Specialist	Jr Utility Specialist	Senior Technician	Technician III	Technician II	Technician I	Right-of-Way Project Manager	Right-of-Way Agent	Registered Professional Land Surveyor	2-Person Field Services Crew	1-Person Field Services Crew	Two-Man Designating Crew (4 hr min)	One-Man Designating Crew (4 hr min)	Vacuum Ex Truck w/ 2 Techs (Vac 3000 & 4000) (4 hr min)	Vacuum Ex Truck w/ 2 Techs (Vac 6000) (4 hr min)	Ground Penetrating Radar w/ 1 Tech (4 hr min)	Administrative	Clerical	Total Hours	Total Cost
	\$291.00	\$210.00	\$175.00	\$241.00	\$210.00	\$185.00	\$155.00	\$145.00	\$130.00	\$192.00	\$155.00	\$130.00	\$179.00	\$155.00	\$142.00	\$117.00	\$291.00	\$173.00	\$210.00	\$179.00	\$148.00	\$210.00	\$136.00	\$365.00	\$390.00	\$322.00	\$130.00	\$99.00		
PROJECT MANAGEMENT AND COORDINATION	20	250	350	0	100	0	0	0	0	60	0	0	100	0	0	0	0	0	0	0	0	0	0	0	0	0	15	15	910	\$ 173,425.00
UTILITY ADJUSTMENT COORDINATION	0	70	300	0	40	40	40	100	100	40	80	1,200	60	120	200	0	0	0	0	0	0	0	0	0	0	0	0	40	2,430	\$ 354,480.00
UTILITY ENGINEERING	0	70	300	60	60	60	80	1,000	400	0	0	180	80	150	200	300	0	0	0	0	0	0	0	0	0	0	0	0	2,940	\$ 439,230.00
UTILITY DESIGN	100	0	0	140	200	375	500	525	351	0	0	0	300	0	400	0	0	0	0	0	0	0	0	0	0	20	15	2,926	\$ 488,055.00	
RESEARCH - UTILITY DATA COLLECTION (PLANNING)	10	0	150	0	0	0	0	0	0	40	0	100	80	0	0	0	0	0	0	0	0	0	0	0	0	0	0	0	380	\$ 64,160.00
RIGHT-OF-WAY (ROW) COORDINATION	0	20	50	0	0	0	0	0	0	0	0	100	0	0	0	0	20	26	0	0	0	0	0	0	0	0	0	0	216	\$ 36,268.00
SUBSURFACE UTILITY ENGINEERING (SUE)	10	30	50	40	0	0	0	0	0	0	100	0	200	100	120	300	0	0	60	80	80	160	80	150	8	16	0	10	1,594	\$ 293,792.00
Total Hours	140	440	1,200	240	400	475	620	1,625	851	140	180	1,580	820	370	920	600	20	26	60	80	80	160	80	150	8	16	35	80	11,396	
Cost	\$40,740	\$92,400	\$210,000	\$57,840	\$84,000	\$87,875	\$96,100	\$235,625	\$110,630	\$26,880	\$27,900	\$205,400	\$146,780	\$57,350	\$130,640	\$70,200	\$5,620	\$4,498	\$12,600	\$14,320	\$11,840	\$33,600	\$10,880	\$54,750	\$3,120	\$5,152	\$4,550	\$7,920	\$	1,849,410.00

Other Direct Expenses

Description	Unit Cost	Units	CobbFendley	
			Quantity	Total
In-House Reproduction:				
Copies (up to 11"x17")	\$ 0.15	each	200	\$30.00
Color Prints (up to 11"x17")	\$ 1.50	each	200	\$300.00
Color Prints (Larger than 11"x17")	\$ 3.00	sq. ft.	202	\$606.00
Standard Postage (billed at cost - estimated cost shown)	\$ 0.58	each	100	\$58.00
Express Mail (billed at cost - estimated cost shown)	\$ 28.00	each	5	\$140.00
Local Deliveries (billed at cost - estimated cost shown)	\$ 35.00	each	5	\$175.00
Mileage (billed at IRS approved rate - estimated cost shown)	\$ 0.700	mile	10000	\$7,000.00
Outside Firm - SUE Support (Survwest, SOFTDIG, Badger Daylighting Corp, Clean Harbors Environmental Services) (billed at cost - estimated cost shown)	\$ 2,500,000	day	20	\$50,000.00
Outside Firm - Survey Support (Survwest, McGray & McGray Land Surveyors, Landmark Surveying) (billed at cost-estimated cost shown)	\$ 2,300,000	day	8	\$18,400.00
Outside Firm - Utility Coordination Support (GGE Design & Consulting,LLC) (billed at cost - estimated cost shown)	\$ 2,000,000	month	2	\$4,000.00
Outside Firm - Utility Field Verification & Monitoring (Anderson Infrastructure, Lonestar Program Controls Group, Texas Utility Coordinators) (billed at cost-estimated cost shown)	\$ 14,500,000	month	4	\$58,000.00
Outside Firm - Utility Design/Engineering (Aeparmia) (billed at cost-estimated cost shown)	\$ 5,000,000	month	0	\$0.00
Designation & Traffic Control Vehicle	\$ 3.50	mile	350	\$1,225.00
Location Vehicle (Vac Truck)	\$ 6.50	mile	350	\$2,275.00
Traffic Control (Lane Closures, etc.) (billed at cost - estimated cost shown)	\$ 1,500.00	each	10	\$15,000.00
Permits (Local, State, etc.) (billed at cost - estimated cost shown)	\$ 500.00	each	5	\$2,500.00
				\$159,709.00

Work Authorization Total \$ 2,009,119.00