






TREASURER'S REPORT ON THE WILLIAMSON COUNTY FINANCES

IN THE MATTER OF COUNTY FINANCES
IN THE HANDS OF JERRI L. JONES
TREASURER OF WILLIAMSON COUNTY, TEXAS

COMMISSIONERS COURT
WILLIAMSON COUNTY, TEXAS
IN REGULAR SESSION
FEBRUARY 2016

IN ACCORDANCE with Section 114.026, Local Government Code, we the undersigned, constituting the entire Commissioners Court of said County, certify that on the 2nd day of February, 2016, at the Regular term of Court, we compared and examined the monthly report of JERRI L. JONES, Treasurer of Williamson County, Texas, for **SEPTEMBER 2015**, and finding the same correct, entered an order in the Minutes approving said Report, which states total cash and other assets on hand as \$453,244,254.72.

| | | |
|---|--|---|
|  _____ Lisa Birkman, Commissioner Pct. 1 |  _____ Dan A. Gattis, County Judge |  _____ Cynthia Long, Commissioner Pct. 2 |
|  _____ Valerie Covey, Commissioner Pct. 3 | |  _____ Ron Morrison, Commissioner Pct. 4 |

SWORN TO AND SUBSCRIBED BEFORE ME, by Dan A. Gattis, County Judge, and County Commissioners of said Williamson County, each respectively, on this the _____ day _____, 2016.



Attest: Nancy E. Rister, County Clerk
Clerk of the Commissioners Court in and for
Williamson County, Texas

By: Deputy

AGENDA DATE 2-2-16 AGENDA NUMBER #10

WILLIAMSON COUNTY
Statement of Cash Receipts & Disbursements - Summary
Current Period: SEP-15

Currency: USD
Entity=01 (Williamson County)

| | Beginning Balance | Receipts | Disbursements | Ending Balance |
|--------------------------|----------------------|----------------|----------------|-------------------|
| General Operating | | | | |
| Cash | 39,439,317.83 | 317,861,014.79 | 349,737,025.99 | 7,563,306.63 |
| Investments - TexPool | 50,641,352.54 | 50,802,861.41 | 26,961,298.43 | 74,482,915.52 |
| Investments | 175,529,494.93 | 331,265,886.13 | 342,721,431.61 | 164,073,949.45 |
| Investments - TexStar | 14,671,755.38 | 16,388.26 | 3,793,091.00 | 10,895,052.64 |
| Investments - Logic | 193,176,760.21 | 79,915,659.37 | 73,998,699.40 | 189,093,720.18 |
| Total General Operating | 463,458,680.89 | 779,861,809.96 | 797,211,546.43 | 446,108,944.42 |
| Payroll Fund | | | | |
| Cash | 1,415,083.00 | 15,256,488.54 | 11,118,089.93 | 5,553,481.61 |
| Total Payroll Fund | 1,415,083.00 | 15,256,488.54 | 11,118,089.93 | 5,553,481.61 |
| SO Commissary Fund | | | | |
| Cash | | 1,075,914.67 | | 1,075,914.67 |
| Investments - Texpool | | 505,914.02 | | 505,914.02 |
| Total SO Commissary Fund | | 1,581,828.69 | | 1,581,828.69 |
| Grand Total | 464,873,763.89 | 796,700,127.19 | 808,329,636.36 | 453,244,254.72 |

WILLIAMSON COUNTY
Statement of Cash Receipts & Disbursements
Current Period: SEP-15

Currency: USD
Entity=01 (Williamson County)

| Object Fund | Beginning Balance | Receipts | Disbursements | Ending Balance |
|---|----------------------|----------------|----------------|-------------------|
| 101000 0100 GENERAL FUND | 27,005,725.94 | 107,934,157.62 | 136,446,047.04 | (1,506,163.48) |
| 101000 0200 ROAD & BRIDGE GENERAL FUND | 660,379.97 | 9,015,786.90 | 9,647,699.03 | 28,467.84 |
| 101000 0205 RD & BRIDGE SPECIAL PROJECTS | (16,604.44) | | | (16,604.44) |
| 101000 0250 PASS THRU FUNDING PROGRAM | 15,741.38 | | | |
| 101000 0310 WM-FUTURE ENVIRONMENTAL LIAB | 212,146.03 | 3,793,091.00 | 3,808,832.38 | |
| 101000 0311 WM-MASTER SITE DEVELOPMENT | 416,834.55 | | 212,146.03 | |
| 101000 0312 WM-COMMUNITY REC FACILITY | 448,593.91 | | | 416,834.55 |
| 101000 0313 WM-CITY OF HUTTO & HUTTO ISD | 592,033.94 | | 49,500.00 | 399,093.91 |
| 101000 0340 TOBACCO FUND | 401,079.89 | | 350,000.00 | 592,033.94 |
| 101000 0350 LAW LIBRARY FUND | 42,911.51 | 36,835.64 | 55,454.72 | 24,292.43 |
| 101000 0353 JP #3 TEEN COURT PROGRAM | 610.00 | | 12.07 | 597.93 |
| 101000 0355 COURT REPORTER SERVICE FUND | 447,723.72 | 18,285.86 | 413,838.88 | 52,170.70 |
| 101000 0360 COURTHOUSE SECURITY FUND | 135,278.31 | 37,350.87 | 47,559.07 | 125,070.11 |
| 101000 0361 JP SECURITY FUND | 114,925.61 | 3,232.14 | 1,657.30 | 116,500.45 |
| 101000 0365 CHILD SAFETY FUND | 489,930.70 | 118,575.98 | 596,293.38 | 12,213.30 |
| 101000 0366 CHILD ABUSE PREVENTION FUND | 34.07 | 22.34 | 11.17 | 45.24 |
| 101000 0367 JP #3 TRUANCY PROGRAM FD | 92,986.94 | 12,709.00 | 9,940.16 | 95,755.78 |
| 101000 0368 JP #2 TRUANCY PROGRAM FD | 58,306.04 | 1,812.42 | 1,815.38 | 58,303.08 |
| 101000 0369 JP #4 TRUANCY PROGRAM FD | 61,117.06 | 3,036.06 | 1,224.42 | 62,928.70 |
| 101000 0370 ALTERNATE DISPUTE RESOLUTION FUND | 58,101.22 | 3,657.16 | 4,532.00 | 57,226.38 |
| 101000 0371 JUV DELIQ PREV FD-GRAFFITI | 8,148.01 | 9.12 | 4.56 | 8,152.57 |
| 101000 0372 JUSTICE COURT TECHNOLOGY FUND | 40,478.29 | 12,950.64 | 16,378.82 | 37,090.11 |
| 101000 0373 JP #1 TRUANCY PROGRAM FD | 17,209.15 | 1,905.73 | 777.26 | 18,337.62 |
| 101000 0374 CTY & DIST CT TECHNOLOGY FUND | 66,543.90 | 1,856.88 | 928.44 | 67,472.34 |
| 101000 0375 ELECTION SVCS CONTRACT FD | 324,923.76 | 1,286.00 | 318,369.14 | 7,840.62 |
| 101000 0376 ELECTION DISCRETIONARY FD | 201,765.53 | 72,829.89 | 1,232.55 | 273,362.87 |
| 101000 0377 ELECTION CHAPTER 19 FUND | (12,180.15) | 2,700.00 | 2,585.64 | (12,065.79) |
| 101000 0378 ELECTION HAVA - TITLE II | 260,684.51 | 208,900.83 | | 469,585.34 |
| 101000 0380 PROBATE COURT FUND | 44,992.51 | 916.86 | 1,414.19 | 44,495.18 |
| 101000 0381 GUARDIANSHIP FUND | 106,606.74 | 3,787.48 | 1,893.74 | 108,500.48 |
| 101000 0382 SPECIALITY COURTS FUND | 127,145.30 | 9,907.88 | 3,552.65 | 133,500.53 |
| 101000 0384 RDS ARCHIVE FUND - CO CLERK | 371,242.94 | 94,870.00 | 73,678.34 | 392,434.60 |
| 101000 0385 RDS MGMT/PRSRV FD-CO CLERK | 1,125,093.42 | 198,826.84 | 1,258,219.93 | 65,700.33 |
| 101000 0386 RDS MGMT/PRSRV FD-DIST CLERK | 184,087.64 | 4,694.84 | 2,806.70 | 185,975.78 |
| 101000 0387 RDS TECHNOLOGY FUND-DIST CLERK | 202,159.21 | 9,209.10 | 4,514.55 | 206,853.76 |
| 101000 0388 COURT RDS PRESERVATION FUND | 398,390.59 | 12,990.16 | 6,410.08 | 404,970.67 |
| 101000 0390 RDS MGMT/PRSRV FD-CO WIDE | 51,776.26 | 18,173.74 | 42,763.41 | 27,186.59 |
| 101000 0399 STATE AGENCY FUND | 505,855.07 | 573,511.71 | 359,668.79 | 719,697.99 |
| 101000 0406 CO ATTY HOT CHECK FUND | 18,007.21 | 308.64 | 8,777.97 | 9,537.88 |
| 101000 0407 D/A WELFARE FRAUD FUND | 1,338.50 | | | 1,338.50 |
| 101000 0408 D/A ASSET FORFEITURES | 128,144.03 | 9,139.39 | 10,556.94 | 126,726.48 |
| 101000 0410 CO SHRP ASSET FORFEITURES | 673,855.90 | 35,177.14 | 30,110.51 | 678,922.53 |
| 101000 0490 EMPLOYEE FUND | 58,969.45 | 17.50 | 48.75 | 58,938.20 |
| 101000 0503 OUT OF ST/ICE INMATE BILL FD | 1,570,066.34 | 3,127,007.70 | 4,697,074.04 | 22,045.34 |
| 101000 0507 WC RADIO COMMUNICATION SYSTEM | (38,867.78) | 246,887.53 | 185,974.41 | 53,193.24 |
| 101000 0508 WMSN CO CONSERVATION FUND | 80,306.37 | | 27,113.13 | 39.26 |
| 101000 0512 AVAILABLE SCHOOL FUND | 39.26 | | | |
| 101000 0515 APPELLATE JUDICIAL SYS FD | 2,747.35 | 6,145.24 | 5,777.47 | 3,115.12 |

WILLIAMSON COUNTY
Statement of Cash Receipts & Disbursements
Current Period: SEP-15

Currency: USD

Entity=01 (Williamson County)

| Object Fund | Beginning Balance | Receipts | Disbursements | Ending Balance |
|---|----------------------|----------------|----------------|-------------------|
| 101000 0545 REGIONAL ANIMAL SHELTER | 240,471.53 | 252,292.29 | 259,205.15 | 233,558.67 |
| 101000 0571 JJAEP TIER II FUNDING | 278,963.37 | | 280.42 | 278,682.95 |
| 101000 0600 DEBT SERVICE-COUNTY WIDE | 1,323,398.92 | 3,998,442.17 | 5,301,960.22 | 19,880.87 |
| 101000 0636 WC HISTORICAL COMMISSION PROGRAM FUND | 11,273.19 | | 652.06 | 10,621.13 |
| 101000 0777 CAPITAL PROJECTS FUND | (818,740.12) | 183,404,476.03 | 181,082,226.84 | 1,503,509.07 |
| 101000 0852 AVERY RANCH FUND | 3,182.52 | 696.22 | 3,878.86 | (0.12) |
| 101000 0875 SO COMMISSARY FUND | | 1,075,914.67 | | 1,075,914.67 |
| 101000 0880 PAYROLL FUND | 1,415,083.00 | 15,256,488.54 | 11,118,089.93 | 5,553,481.61 |
| 101000 0882 FLEET MAINTENANCE | 712,911.65 | 261,327.95 | 343,013.16 | 631,226.44 |
| 101000 0885 WSMN CO BENEFITS FUND | 372,802.72 | 1,996,292.97 | 1,714,355.52 | 654,740.17 |
| 101000 0999 INDIRECT PROJECTS/GRANTS FD | (442,331.61) | 2,314,883.33 | 2,324,258.72 | (451,707.00) |
| Total Cash | 40,854,400.83 | 334,193,418.00 | 360,855,115.92 | 14,192,702.91 |
| 151000 0100 GENERAL FUND | 39,005.20 | 6.71 | | 39,011.91 |
| 151000 0200 ROAD & BRIDGE GENERAL FUND | 24,522.74 | 4,000,001.68 | 4,000,000.00 | 24,524.42 |
| 151000 0340 TOBACCO FUND | 8,430.89 | 0.60 | | 8,431.49 |
| 151000 0350 LAW LIBRARY FUND | 351,333.12 | 24.55 | | 351,357.67 |
| 151000 0355 COURT REPORTER SERVICE FUND | 687,881.20 | 400,050.14 | | 1,087,931.34 |
| 151000 0360 COURTHOUSE SECURITY FUND | 77,864.97 | 5.40 | | 77,870.37 |
| 151000 0365 CHILD SAFETY FUND | 65,584.73 | 537,007.38 | 3.98 | 602,588.13 |
| 151000 0370 ALTERNATE DISPUTE RESOLUTION FUND | 220,267.43 | 15.44 | | 220,282.87 |
| 151000 0372 JUSTICE COURT TECHNOLOGY FUND | 462,492.30 | 32.33 | | 462,524.63 |
| 151000 0384 RCDS ARCHIVE FUND - CO CLERK | 1,408,920.97 | 98.47 | | 1,409,019.44 |
| 151000 0385 RCDS MGMT/PRSRV FD-CO CLERK | 579,275.19 | 1,100,046.20 | | 1,679,321.39 |
| 151000 0390 RCDS MGMT/PRSRV FD-CO WIDE | 424,530.84 | 29.68 | | 424,560.52 |
| 151000 0408 D/A ASSET FORFEITURES | 122,981.78 | 8.63 | | 122,990.41 |
| 151000 0410 CO SHRF ASSET FORFEITURES | 354,853.29 | 24.80 | | 354,878.09 |
| 151000 0508 WMSN CO CONSERVATION FUND | 1,236,545.13 | 86.40 | | 1,236,631.53 |
| 151000 0600 DEBT SERVICE-COUNTY WIDE | 514,795.47 | 35.93 | | 514,831.40 |
| 151000 0875 SO COMMISSARY FUND | | 505,914.02 | | 505,914.02 |
| 151000 0999 INDIRECT PROJECTS/GRANTS FD | 1,241,528.71 | 86.46 | 10,512.89 | 1,231,102.28 |
| 151100 0100 GENERAL FUND | 18,383,410.25 | 27,005,004.82 | 18,000,000.00 | 27,388,415.07 |
| 151100 0200 ROAD & BRIDGE GENERAL FUND | 12,240,249.08 | 2,001,583.09 | 4,000,000.00 | 10,241,832.17 |
| 151100 0310 WM-FUTURE ENVIRONMENTAL LIAB | 753,525.16 | 212,246.46 | | 965,771.62 |
| 151100 0340 TOBACCO FUND | 1,517,578.58 | 350,201.47 | | 1,867,780.05 |
| 151100 0600 DEBT SERVICE-COUNTY WIDE | 30,506.18 | 5,193,261.48 | | 5,223,767.66 |
| 151100 0885 WSMN CO BENEFITS FUND | 2,303,576.78 | 301.22 | | 2,303,878.00 |
| 151160 0777 CAPITAL PROJECTS FUND | 985,589.74 | 68.04 | 572,349.25 | 413,308.53 |
| 151161 0777 CAPITAL PROJECTS FUND | 397,063.67 | 51.92 | | 397,115.59 |
| 151162 0777 CAPITAL PROJECTS FUND | 4,223,452.35 | 10,001,144.85 | 378,432.31 | 13,846,164.89 |
| 151163 0777 CAPITAL PROJECTS FUND | 944,502.65 | 123.50 | | 944,626.15 |
| 151762 0777 CAPITAL PROJECTS FUND | 562,427.88 | 39.27 | | 562,467.15 |
| 151902 0852 AVERY RANCH FUND | 478,656.26 | 1,274.49 | | 479,930.75 |
| Total TexPool/TexPool Prime | 50,641,352.54 | 51,308,775.43 | 26,961,298.43 | 74,988,829.54 |

WILLIAMSON COUNTY
Statement of Cash Receipts & Disbursements
Current Period: SEP-15

Currency: USD

Entity=01 (Williamson County)

| Object Fund | Beginning Balance | Receipts | Disbursements | Ending Balance |
|--|-------------------|----------------|----------------|----------------|
| 152000 0100 GENERAL FUND | 53,000,000.00 | 90,408,560.02 | 83,391,493.02 | 60,017,067.00 |
| 152000 0200 ROAD & BRIDGE GENERAL FUND | 9,000,000.00 | | 3,225.00 | 8,996,775.00 |
| 152000 0250 PASS THRU FUNDING PROGRAM | 7,000,000.00 | 3,605.00 | | 7,003,605.00 |
| 152000 0310 WM-FUTURE ENVIRONMENTAL LIAB | 0.01 | | 0.01 | |
| 152000 0340 TOBACCO FUND | 2,000,000.00 | | 756.00 | 1,999,244.00 |
| 152000 0777 CAPITAL PROJECTS FUND | | 76,391,493.02 | 76,391,493.02 | |
| 152162 0777 CAPITAL PROJECTS FUND | 15,000,000.01 | | 10,009,020.01 | 4,990,980.00 |
| 152180 0777 CAPITAL PROJECTS FUND | 79,529,494.91 | 164,450,518.10 | 172,925,444.55 | 71,054,568.46 |
| 152181 0777 CAPITAL PROJECTS FUND | 10,000,000.00 | 11,709.99 | | 10,011,709.99 |
| Total Investments | 175,529,494.93 | 331,265,886.13 | 342,721,431.61 | 164,073,949.45 |
| 154000 0250 PASS THRU FUNDING PROGRAM | 14,671,755.38 | 16,388.26 | 3,793,091.00 | 10,895,052.64 |
| Total TexStar | 14,671,755.38 | 16,388.26 | 3,793,091.00 | 10,895,052.64 |
| 153780 0777 CAPITAL PROJECTS FUND | 111,300,522.77 | 79,907,693.58 | 73,378,841.56 | 117,829,374.79 |
| 153781 0777 CAPITAL PROJECTS FUND | 8,685,248.82 | 932.25 | 619,857.84 | 8,066,323.23 |
| 153782 0777 CAPITAL PROJECTS FUND | 63,190,988.62 | 7,033.54 | | 63,198,022.16 |
| Total Logic | 183,176,760.21 | 79,915,659.37 | 73,998,699.40 | 189,093,720.18 |
| Grand Total | 464,873,763.89 | 796,700,127.19 | 808,329,636.36 | 453,244,254.72 |