



TREASURER'S REPORT ON THE WILLIAMSON COUNTY FINANCES

IN THE MATTER OF COUNTY FINANCES  
IN THE HANDS OF JERRI L. JONES  
TREASURER OF WILLIAMSON COUNTY, TEXAS

COMMISSIONERS' COURT  
WILLIAMSON COUNTY, TEXAS  
IN REGULAR SESSION  
OCTOBER TERM 2016

IN ACCORDANCE with Section 114.026, Local Government Code, we the undersigned, constituting the entire Commissioners Court of said County, certify that on the 4th day of October, 2016, at the Regular term of Court, we compared and examined the monthly report of JERRI L. JONES, Treasurer of Williamson County, Texas, for **AUGUST 2016**, and finding the same correct, entered an order in the Minutes approving said Report, which states total cash and other assets on hand as \$457,185,025.86.


  
Dan A. Gattis, County Judge

  
Lisa Birkman, Commissioner Pct. 1

  
Cynthia Long, Commissioner Pct. 2

  
Valerie Covey, Commissioner Pct. 3

SWORN TO AND SUBSCRIBED BEFORE ME, by Dan A. Gattis, County Judge, and County Commissioners of said Williamson County, each respectively, on this the \_\_\_\_\_ day \_\_\_\_\_, A.D., 2016.

  
Attest: Nancy E. Rister, County Clerk  
Clerk of the Commissioners Court in and for  
Williamson County, Texas

\_\_\_\_\_  
By: Deputy

AGENDA DATE \_\_\_\_\_ AGENDA NUMBER \_\_\_\_\_

WILLIAMSON COUNTY  
Statement of Cash Receipts & Disbursements - Summary  
Current Period: AUG-16

Currency: USD  
Entity=01 (Williamson County)

	Beginning Balance	Receipts	Disbursements	Ending Balance
General Operating				
Cash	4,212,981.17	131,196,536.93	135,465,276.61	(55,758.51)
Investments - TexPool	89,124,410.48	34,493,801.80	50,388,157.60	73,230,054.68
Investments	313,115,582.04	26,095,621.44	48,001,877.23	291,209,326.25
Investments - TexStar	5,933,310.17	1,683.78	1,750,000.00	4,184,993.95
Investments - Logic	77,014,199.73	31,137,239.91	26,743,735.22	81,407,704.42
Total General Operating	489,400,483.59	222,924,883.86	262,349,046.66	449,976,320.79
Payroll Fund				
Cash	1,448,983.96	15,507,192.24	11,329,299.82	5,626,876.38
Total Payroll Fund	1,448,983.96	15,507,192.24	11,329,299.82	5,626,876.38
SO Commissary Fund				
Cash	1,075,914.67			1,075,914.67
Investments - Texpool	505,914.02			505,914.02
Total SO Commissary Fund	1,581,828.69			1,581,828.69
Grand Total	492,431,296.24	238,432,076.10	273,678,346.48	457,185,025.86

WILLIAMSON COUNTY  
Statement of Cash Receipts & Disbursements  
Current Period: AUG-16

Currency: USD

Entity=01 (Williamson County)

Object Fund	Beginning Balance	Receipts	Disbursements	Ending Balance
101000 0100 GENERAL FUND	(3,346,653.09)	39,329,386.95	39,079,358.95	(3,096,625.09)
101000 0200 ROAD & BRIDGE GENERAL FUND	(3,498,860.86)	1,176,108.48	3,203,869.95	(5,526,622.33)
101000 0205 RD & BRIDGE SPECIAL PROJECTS	(13,625.68)	1,000.00	500.00	(13,125.68)
101000 0250 PASS THRU FUNDING PROGRAM	54,951.85	1,750,000.00	1,750,342.03	54,609.82
101000 0310 WM-FUTURE ENVIRONMENTAL LIAB	246,193.59			246,193.59
101000 0311 WM-MASTER SITE DEVELOPMENT	540,393.83			540,393.83
101000 0312 WM-COMMUNITY REC FACILITY	416,153.19		33,000.00	383,153.19
101000 0313 WM-CITY OF HUTTO & HUTTO ISD	388,227.53			388,227.53
101000 0340 TOBACCO FUND	69,922.36			69,922.36
101000 0350 LAW LIBRARY FUND	28,027.76	38,795.78	35,074.31	31,749.23
101000 0353 JP #3 TEEN COURT PROGRAM	135.16	3,100.00	1,550.00	1,685.16
101000 0355 COURT REPORTER SERVICE FUND	64,017.22	19,153.86	16,240.01	66,931.07
101000 0360 COURTHOUSE SECURITY FUND	62,139.96	38,875.10	40,458.91	60,556.15
101000 0361 JP SECURITY FUND	125,695.35	2,051.40	1,064.19	126,682.56
101000 0365 CHILD SAFETY FUND	182,473.06	135,054.24	67,585.96	249,941.34
101000 0366 CHILD ABUSE PREVENTION FUND	142.53	103.92	51.96	194.49
101000 0367 JP #3 TRUANCY PROGRAM FD	106,443.54	6,107.68	6,715.73	105,835.49
101000 0368 JP #2 TRUANCY PROGRAM FD	67,560.03	1,109.64	554.82	68,114.85
101000 0369 JP #4 TRUANCY PROGRAM FD	77,504.85	2,889.48	1,444.74	78,949.59
101000 0370 ALTERNATE DISPUTE RESOLUTION FUND	70,557.90	3,800.60	1,900.30	72,458.20
101000 0371 JUV DELIQ PREV PD-GEARFITI	8,169.67			8,169.67
101000 0372 JUSTICE COURT TECHNOLOGY FUND	3,084.15	8,222.82	9,234.72	2,072.25
101000 0373 JP #1 TRUANCY PROGRAM FD	24,195.83	807.20	401.10	24,601.93
101000 0374 CTY & DIST CT TECHNOLOGY FUND	70,852.50	2,140.24	1,070.12	71,922.62
101000 0375 ELECTION SRVS CONTRACT FD	114,646.79	102,227.68	53,976.85	162,897.62
101000 0376 SURPLUS ELECTIONS CONTRACT FUND	245,119.00		21,540.00	223,579.00
101000 0377 ELECTION CHAPTER 19 FUND	(1,650.00)	103,820.00	110,600.11	(8,430.11)
101000 0378 ELECTION HAVA - TITLE II	452,551.65			452,551.65
101000 0380 PROBATE COURT FUND	48,413.87	1,019.96	2,185.70	47,248.13
101000 0381 GUARDIANSHIP FUND	122,130.65	4,199.86	2,099.93	124,230.58
101000 0382 SPECIALTY COURTS FUND	144,240.53	1,212.20	1,237.04	144,215.69
101000 0384 RCDS ARCHIVE FUND - CO CLERK	174,376.49	116,200.00	118,427.45	172,149.04
101000 0385 RCDS MGMT/PRSRV PD-CO CLERK	84,810.02	242,189.92	194,133.70	132,866.24
101000 0386 RCDS MGMT/PRSRV PD-DIST CLERK	185,647.52	5,241.54	7,372.67	183,516.39
101000 0387 RCDS TECHNOLOGY FUND-DIST CLERK	248,421.55	9,790.22	4,895.11	253,316.66
101000 0388 COURT RCDS PRESERVATION FUND	455,179.92	13,708.88	6,854.44	462,034.36
101000 0390 RCDS MGMT/PRSRV PD-CO WIDE	91,251.02	20,237.52	20,449.55	91,038.99
101000 0399 STATE AGENCY FUND	253,850.55	496,010.34	248,112.27	501,748.62
101000 0406 CO ATTY HOT CHECK FUND	5,989.69	2,041.72	1,020.86	7,010.55
101000 0407 D/A WELFARE FUND	1,338.50			1,338.50
101000 0408 D/A ASSET FORFEITURES	117,245.90			114,675.95
101000 0410 CO SHRF ASSET FORFEITURES	438,272.33	24,864.02	17,435.68	445,700.67
101000 0490 EMPLOYEE FUND	60,468.56	251.01	89.00	60,630.57
101000 0503 OUT OF ST/ICE INMATE BILL FD	1,553,591.56	3,228,254.00	3,183,408.56	1,598,437.00
101000 0507 WC RADIO COMMUNICATION SYSTEM	220,829.77	232,064.18	264,015.01	188,878.94
101000 0508 WMSN CO CONSERVATION FUND	246,928.88		35,084.21	211,844.67
101000 0512 AVAILABLE SCHOOL FUND	39.26			39.26
101000 0515 APPELLATE JUDICIAL SYS FD	2,906.16	6,454.52	6,133.42	3,227.26

WILLIAMSON COUNTY  
Statement of Cash Receipts & Disbursements  
Current Period: AUG-16

Currency: USD

Entity=01 (Williamson County)

Object Fund	Beginning Balance	Receipts	Disbursements	Ending Balance
101000 0545 REGIONAL ANIMAL SHELTER	(94,598.36)	299,062.90	296,194.07	(91,729.53)
101000 0546 REG ANIMAL SHELTER DONATION FUND	333,715.08	32,960.52	30,320.97	336,354.63
101000 0571 JJAEP TIER II FUNDING	338,547.55	37,840.00	21,123.35	355,264.20
101000 0600 DEBT SERVICE-COUNTY WIDE	793,042.45	34,166,484.84	34,616,106.99	343,420.30
101000 0636 WC HISTORICAL COMMISSION PROGRAM FUND	8,552.94		105.00	8,447.94
101000 0777 CAPITAL PROJECTS FUND	2,341,465.86	43,492,217.32	45,779,386.94	54,296.24
101000 0852 AVERY RANCH FUND	1,393.26	2,105,893.24	2,106,644.12	642.38
101000 0853 PEARSON PLACE RD DIST OPERATING FUND			5,315.00	(5,315.00)
101000 0875 SO COMMISSARY FUND	1,075,914.67			1,075,914.67
101000 0880 PAYROLL FUND	1,448,983.96	15,507,192.24	11,329,299.82	5,626,876.38
101000 0882 FLEET MAINTENANCE	878,060.54	289,980.81	333,808.30	834,233.05
101000 0885 WSMN CO BENEFITS FUND	(262,163.29)	1,907,876.50	1,941,915.78	(296,202.57)
101000 0999 INDIRECT PROJECTS/GRANTS FD	(1,139,337.26)	1,735,725.84	1,782,296.78	(1,185,908.20)
Total Cash	6,737,879.80	146,703,729.17	146,794,576.43	6,647,032.54
151000 0100 GENERAL FUND	37,932.34	126.74		38,059.08
151000 0200 ROAD & BRIDGE GENERAL FUND	24,579.68	7.78		24,587.46
151000 0340 TOBACCO FUND	8,450.52	2.77		8,453.29
151000 0350 LAW LIBRARY FUND	302,090.41	95.89		302,186.30
151000 0355 COURT REPORTER SERVICE FUND	1,090,385.51	346.12		1,090,731.63
151000 0360 COURTHOUSE SECURITY FUND	128,091.94	40.66		128,132.60
151000 0365 CHILD SAFETY FUND	366,058.64	116.16		366,060.16
151000 0370 ALTERNATE DISPUTE RESOLUTION FUND	220,779.88	70.08	114.64	220,849.96
151000 0372 JUSTICE COURT TECHNOLOGY FUND	463,568.07	147.13		463,715.20
151000 0384 RCDS ARCHIVE FUND - CO CLERK	1,912,657.13	607.10		1,913,264.23
151000 0385 RCDS MGMT/PRSRV FD-CO CLERK	1,883,293.60	597.76		1,883,891.36
151000 0390 RCDS MGMT/PRSRV FD-CO WIDE	425,518.32	135.05		425,653.37
151000 0408 D/A ASSET FORFEITURES	123,267.76	39.14		123,306.90
151000 0410 CO SHRF ASSET FORFEITURES	355,678.60	112.85		355,791.45
151000 0508 WMSN CO CONSERVATION FUND	1,239,421.30	393.41		1,239,814.71
151000 0600 DEBT SERVICE-COUNTY WIDE	515,992.84	163.79		516,156.63
151000 0875 SO COMMISSARY FUND	505,914.02			505,914.02
151000 0999 INDIRECT PROJECTS/GRANTS FD	587,476.50	145.30	585,936.02	1,685.78
151100 0100 GENERAL FUND	25,934,240.54	17,599,693.03	15,500,000.00	28,033,933.57
151100 0200 ROAD & BRIDGE GENERAL FUND	13,321,261.40	6,903.02		13,328,164.42
151100 0310 WM-FUTURE ENVIRONMENTAL LIAB	969,154.22	502.20		969,656.42
151100 0340 TOBACCO FUND	1,741,750.12	902.58		1,742,652.70
151100 0600 DEBT SERVICE-COUNTY WIDE	20,984,187.46	15,822,367.52	31,602,125.90	5,204,429.08
151100 0852 AVERY RANCH FUND	8,404.11	4.36		8,408.47
151100 0885 WSMN CO BENEFITS FUND	3,614,776.83	1,873.13		3,616,649.96
151160 0777 CAPITAL PROJECTS FUND	249,796.10	129.45		249,925.55
151161 0777 CAPITAL PROJECTS FUND	398,506.44	206.52		398,712.96
151162 0777 CAPITAL PROJECTS FUND	10,649,352.84	5,465.67	512,583.52	10,142,234.99
151163 0777 CAPITAL PROJECTS FUND	371.28		371.28	
151762 0777 CAPITAL PROJECTS FUND	82,411.71	19.53	82,431.24	
151902 0852 AVERY RANCH FUND	1,484,954.39	1,052,587.06	2,104,595.00	432,946.45

WILLIAMSON COUNTY  
Statement of Cash Receipts & Disbursements  
Current Period: AUG-16

Currency: USD  
Entity=01 (Williamson County)

Object Fund	Beginning Balance	Receipts	Disbursements	Ending Balance
Total TexPool/TexPool Prime	89,630,324.50	34,493,801.80	50,388,157.60	73,735,968.70
152000 0100 GENERAL FUND	88,468,008.26	3,017,893.27	17,000,000.00	74,485,901.53
152000 0200 ROAD & BRIDGE GENERAL FUND	13,978,674.11	8,456.80		13,987,130.91
152000 0250 PASS THRU FUNDING PROGRAM	24,037,447.17		1,877.23	24,035,569.94
152000 0340 TOBACCO FUND	1,998,311.12	1,636.10		1,999,947.22
152000 0777 CAPITAL PROJECTS FUND		8,000,000.00	8,000,000.00	
152180 0777 CAPITAL PROJECTS FUND	136,658,621.86	15,046,253.77	23,000,000.00	128,704,875.63
152182 0777 CAPITAL PROJECTS FUND	47,974,519.52	21,381.50		47,995,901.02
Total Investments	313,115,582.04	26,095,621.44	48,001,877.23	291,209,326.25
154000 0250 PASS THRU FUNDING PROGRAM	5,933,310.17	1,683.78	1,750,000.00	4,184,993.95
Total TexStar	5,933,310.17	1,683.78	1,750,000.00	4,184,993.95
153780 0777 CAPITAL PROJECTS FUND	32,434,464.89	31,093,151.53	25,503,505.94	38,024,110.48
153781 0777 CAPITAL PROJECTS FUND	32,056,855.87	16,723.84	801,487.24	31,272,082.47
153782 0777 CAPITAL PROJECTS FUND	12,522,878.97	27,364.54	438,742.04	12,111,501.47
Total Logic	77,014,199.73	31,137,239.91	26,743,735.22	81,407,704.42
Grand Total	492,431,296.24	238,432,076.10	273,678,346.48	457,185,025.86