

THE STATE OF TEXAS §

COUNTY OF WILLIAMSON §

**SERVICES CONTRACT
FOR PURCHASE & INSTALLATION
OF TAB PRODUCTS
RECORDS SHELVING & STORAGE SYSTEM
(TX-MAS-14-71060)**

Important Notice: County Purchase Orders and Contracts constitute expenditures of public funds, and all vendors are hereby placed on notice that any quotes, invoices or any other forms that seek to unilaterally impose contractual or quasicontractual terms are subject to the extent authorized by Texas law, including but not limited to Tex. Const. art. XI, § 7, the Texas Government Code, the Texas Local Government Code, the Texas Transportation Code, the Texas Health & Safety Code, and Opinions of the Texas Attorney General relevant to local governmental entities.

THIS CONTRACT is made and entered into by and between **Williamson County, Texas** (hereinafter "The County"), a political subdivision of the State of Texas, acting herein by and through its governing body, and **TAB Products Co. LLC** (hereinafter "Service Provider"). The County agrees to engage Service Provider as an independent contractor, to assist in providing certain operational services pursuant to the following terms, conditions, and restrictions:

I.

Services: Service Provider shall provide services *as an independent contractor* pursuant to terms and policies of the Williamson County Commissioners Court. Service Provider expressly acknowledges that he, she or it is not an employee of The County. The services include, but are not limited to the following items in order to complete the project:

- A. November 15, 2016, which is marked as Exhibit "A" and incorporated herein as if copied in full; and
- B. Required insurance certificates.

Should The County choose to add services in addition to those described in above, such additional services shall be described in a separate written amendment to this Contract wherein the additional services shall be described and the parties shall set forth the amount of compensation to be paid by The County for the additional services. Service Provider shall not begin any additional services and The County shall not be obligated to pay for any additional services unless a written amendment to this Contract has been signed by both parties.

II.

No Agency Relationship & Indemnification: It is understood and agreed that Service Provider shall not in any sense be considered a partner or joint venturer with The County, nor shall Service Provider hold himself out as an agent or official representative of The County unless expressly authorized to do so by a majority of the Williamson County Commissioners Court. Service Provider shall be considered an independent contractor for the purpose of this agreement and shall in no manner incur any expense or liability on behalf of The County other than what may be expressly allowed under this agreement. The County will not be liable for any loss, cost, expense or damage, whether indirect, incidental, punitive, exemplary, consequential of any kind whatsoever for any acts by Service Provider or failure to act relating to the services being provided. Service Provider agrees to indemnify, hold harmless, and defend The County against any claim, demand, loss, injury, damages, action, or liability of any kind against The County resulting from any services Service Provider perform on behalf of The County.

III.

No Waiver of Sovereign Immunity or Powers: Nothing in this agreement will be deemed to constitute a waiver of sovereign immunity or powers of The County, the Williamson County Commissioners Court, or the Williamson County Judge.

IV.

No Assignment: Service Provider may not assign this contract.

V.

Compliance with All Laws: Service Provider agrees and will comply with any and all local, state or federal requirements with respect to the services rendered.

VI.

Consideration and Compensation: Service Provider will be compensated based on the attached Fee Proposals:

A. November 14, 2016, which is marked as Exhibit "A" and incorporated herein as if copied in full; and

B. Required insurance certificates.

The not-to-exceed amount under this agreement is \$92,087.22, unless amended by a change order and approved by the Williamson County Commissioners Court. Payment for goods and services shall be governed by Chapter 2251 of the Texas Government Code. An invoice shall be deemed overdue the 31st day after the later of (1) the date The County receives the goods under the contract; (2) the date the performance of the service under the contract is completed; or (3) the date the Williamson County Auditor receives an invoice for the goods or services. Interest charges for any overdue payments shall be paid by The County in accordance with Texas Government Code Section 2251.025. More specifically, the rate of interest that shall accrue on a late payment is the rate in effect on September 1 of The County's fiscal year in which the payment becomes due. The said rate in effect on September 1 shall be equal to the sum of one percent (1%); and (2) the prime rate published in the Wall Street Journal on the first day of July of the preceding fiscal year that does not fall on a Saturday or Sunday.

VI.

Insurance: Service Provider shall provide and maintain, until the services covered in this Contract is completed and accepted by The County, the minimum insurance coverage in the minimum amounts as described below. Coverage shall be written on an occurrence basis by companies authorized and admitted to do business in the State of Texas and rated A- or better by A.M. Best Company or otherwise acceptable to The County and name The County as an additional insured.

Type of Coverage		Limits of Liability
a.	Worker's Compensation	Statutory
b.	Employer's Liability	
	Bodily Injury by Accident	\$500,000 Ea. Accident
	Bodily Injury by Disease	\$500,000 Ea. Employee
	Bodily Injury by Disease	\$500,000 Policy Limit

- c. Comprehensive general liability including completed operations and contractual liability insurance for bodily injury, death, or property damages in the following amounts:

COVERAGE	PER PERSON	PER OCCURRENCE
Comprehensive General Liability (including premises, completed operations and contractual)	\$1,000,000	\$1,000,000
Aggregate policy limits:		\$2,000,000

- d. Comprehensive automobile and auto liability insurance (covering owned, hired, leased and non-owned vehicles):

COVERAGE	PER PERSON	PER OCCURRENCE
Bodily injury (including death)	\$1,000,000	\$1,000,000
Property damage	\$1,000,000	\$1,000,000
Aggregate policy limits		No aggregate limit

Service Provider, as an independent contractor, meets the qualifications of an "Independent Contractor" under Texas Worker's Compensation Act, Texas Labor Code, Section 406.141, and must provide its employees, agents and sub-subcontractors worker's compensation coverage. Contactor shall not be entitled to worker's compensation coverage or any other type of insurance coverage held by The County.

Upon execution of this Contract, Service Provider shall provide The County with insurance certificates evidencing compliance with the insurance requirements of this Contract.

VIII.

INDEMNIFICATION - EMPLOYEE PERSONAL INJURY CLAIMS: TO THE FULLEST EXTENT PERMITTED BY LAW, THE SERVICE PROVIDER SHALL INDEMNIFY, DEFEND (WITH COUNSEL OF THE COUNTY'S CHOOSING), AND HOLD HARMLESS THE COUNTY, AND THE COUNTY'S EMPLOYEES, AGENTS, REPRESENTATIVES, PARTNERS, OFFICERS, AND DIRECTORS (COLLECTIVELY, THE "INDEMNITEES") AND SHALL ASSUME ENTIRE RESPONSIBILITY AND

LIABILITY (OTHER THAN AS A RESULT OF INDEMNITEES' GROSS NEGLIGENCE) FOR ANY CLAIM OR ACTION BASED ON OR ARISING OUT OF THE PERSONAL INJURY, OR DEATH, OF ANY EMPLOYEE OF THE SERVICE PROVIDER, OR OF ANY SUBCONTRACTOR, OR OF ANY OTHER ENTITY FOR WHOSE ACTS THEY MAY BE LIABLE, WHICH OCCURRED OR WAS ALLEGED TO HAVE OCCURRED ON THE WORK SITE OR IN CONNECTION WITH THE PERFORMANCE OF THE WORK. SERVICE PROVIDER HEREBY INDEMNIFIES THE INDEMNITEES EVEN TO THE EXTENT THAT SUCH PERSONAL INJURY WAS CAUSED OR ALLEGED TO HAVE BEEN CAUSED BY THE SOLE, COMPARATIVE OR CONCURRENT NEGLIGENCE OF THE STRICT LIABILITY OF ANY INDEMNIFIED PARTY. THIS INDEMNIFICATION SHALL NOT BE LIMITED TO DAMAGES, COMPENSATION, OR BENEFITS PAYABLE UNDER INSURANCE POLICIES, WORKERS COMPENSATION ACTS, DISABILITY BENEFITS ACTS, OR OTHER EMPLOYEES BENEFIT ACTS.

INDEMNIFICATION - OTHER THAN EMPLOYEE PERSONAL INJURY CLAIMS: TO THE FULLEST EXTENT PERMITTED BY LAW, SERVICE PROVIDER SHALL INDEMNIFY, DEFEND (WITH COUNSEL OF THE COUNTY'S CHOOSING), AND HOLD HARMLESS THE COUNTY, AND THE COUNTY'S EMPLOYEES, AGENTS, REPRESENTATIVES, PARTNERS, OFFICERS, AND DIRECTORS (COLLECTIVELY, THE "INDEMNITEES") FROM AND AGAINST CLAIMS, DAMAGES, LOSSES AND EXPENSES, INCLUDING BUT NOT LIMITED TO ATTORNEYS' FEES, ARISING OUT OF OR ALLEGED TO BE RESULTING FROM THE PERFORMANCE OF THIS AGREEMENT OR THE WORK DESCRIBED HEREIN, TO THE EXTENT CAUSED BY THE NEGLIGENCE, ACTS, ERRORS, OR OMISSIONS OF SERVICE PROVIDER OR ITS SUBCONTRACTORS, ANYONE EMPLOYED BY THEM OR ANYONE FOR WHOSE ACTS THEY MAY BE LIABLE, REGARDLESS OF WHETHER OR NOT SUCH CLAIM, DAMAGE, LOSS OR EXPENSE IS CAUSED IN WHOLE OR IN PART BY A PARTY INDEMNIFIED HEREUNDER.

IX.

Good Faith Clause: Service Provider agrees to act in good faith in the performance of this agreement.

X.

Confidentiality: Service Provider expressly agrees that he or she will not use any incidental confidential information that may be obtained while working in a governmental setting for his or her own benefit, and agrees that he or she will not enter any unauthorized areas or access confidential information and he or she will not disclose any information to unauthorized third parties, and will take care to guard the security of the information at all times.

XI.

Termination: This agreement may be terminated at any time at the option of either party, without *future or prospective* liability for performance upon giving thirty (30) days written notice thereof.

XII.

Venue and Applicable Law: Venue of this contract shall be Williamson County, Texas, and the laws of the State of Texas shall govern all terms and conditions.

XIII.

Effective Date and Term: This contract shall be in full force and effect when signed by all parties and shall continue for a reasonable time period for the specific project and shall terminate upon project completion or when terminated pursuant to paragraph XI above.

XIV.

Severability: In case any one or more of the provisions contained in this agreement shall for any reason be held to be invalid, illegal, or unenforceable in any respect, such invalidity, illegality, or unenforceability shall not affect any other provision in this agreement and this agreement shall be construed as if such invalid, illegal, or unenforceable provision had never been contained in it.

XV.

Right to Audit: Service Provider agrees that The County or its duly authorized representatives shall, until the expiration of three (3) years after final payment under this Agreement, have access to and the right to examine and photocopy any and all books, documents, papers and records of Service Provider which are directly pertinent to the services to be performed under this Agreement for the purposes of making audits, examinations, excerpts, and transcriptions. Service Provider agrees that The County shall have access during normal working hours to all necessary Service Provider facilities and shall be provided adequate and appropriate work space in order to conduct audits in compliance with the provisions of this section. The County shall give Service Provider reasonable advance notice of intended audits.

XVI.

County Judge or Presiding Officer Authorized to Sign Contract: The presiding officer of The County's governing body who is authorized to execute this instrument by order duly recorded may execute this contract on behalf of The County.

WITNESS the signatures of all parties in duplicate originals this the 19th day of December, 2016.

WILLIAMSON COUNTY:


Authorized Signature

SERVICE PROVIDER:

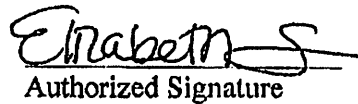

Authorized Signature

Exhibit "A"

(TAB invoice dated 11/15/16 and incorporated herein as if copied in full)



TAB

Space Planning Consultations, File Conversions and Relocations
 Bar-Code Tracking Systems and Color Label Systems
 Records and Document Management Software
 Color-Coded Filing and Custom Folders
 High Density Mobile Storage Systems

Williamson County Warehouse

Georgetown, TX

Attn: Otis Coufal, Tony Hill

DATE: 11-15-16

PHONE: 512.469.6309

MOBILE: 512.633.2446

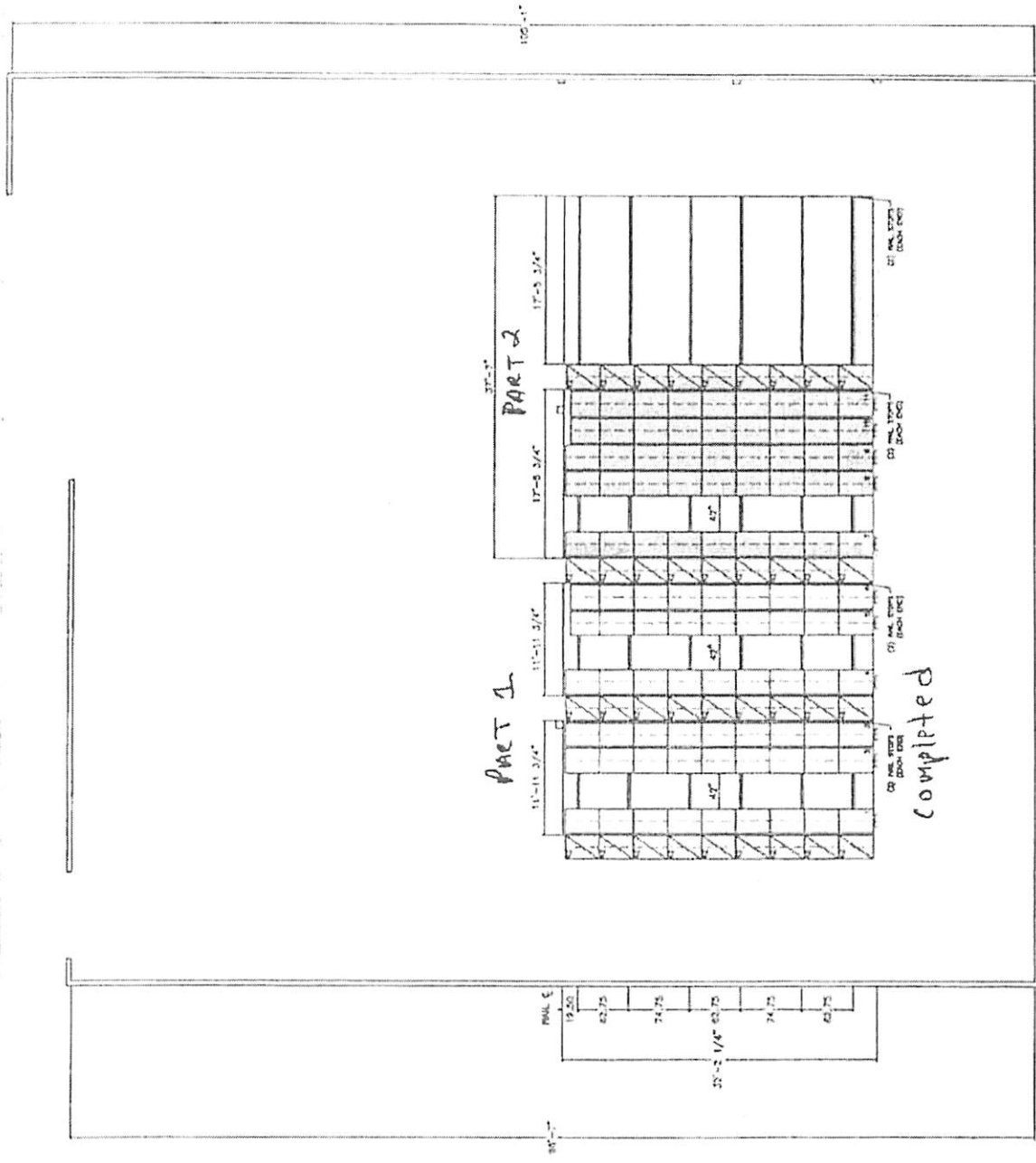
IN RESPONSE TO YOUR INQUIRY, WE SUBMIT THE FOLLOWING QUOTATION:

QUANTITY	DESCRIPTION	EACH	PRICE
	TXMAS CONTRACT # 14-71060		
1 Lot.	TAB Mobile Storage System with Steel Shelving for box storage. See drawing NB 2890-BR'1. The dimensions of the system are 37'7" w x 33' 2" d (6 sections in green) with special 9 sack grout filled in between the 6 tracks. This grout has been designed to support a lift weighing approximately 2600 to 2800 lbs. The capacity of the system is approx. 5,152 boxes +/- and can be expanded as shown for future capacity....6 more sections or 5184+/- boxes.		
	LIST OF COMPONENTS		
Mobile System	Description	Quantity	Model Number
	TRACK IN CONCRETE WITH GROUT	105	M683
	ANTI-TIP TRACK IN CONCRETE WITH GROUT	105	M684
	RAIL STOPS (PAIR)	4	M694
	ANTI-TIP BRACKET KIT	15	M915
	HIGH PROFILE MECHANICAL CARRIAGE	5	M6000-378-3025
	THREE SPOKE SAFETY HANDLE LOCKING	5	M913
	HP CHAIN GUARD COVER/END CAP	5	M904
	HP CARR FIX/MANUAL/NON-OE END CAP	5	M906
	*CONCRETE RAMP THRESHOLD	6	RFQ
	EXTENDED BUMPERS	4	M550
SHELVING			
	*UPRIGHT L CLOSED 30 X 173 1/4	10	30174LC
	*UPRIGHT T CLOSED 30 X 173 1/4	40	30174TC

	CENTER DIVIDER 42	416	CD-42
	CENTER DIVIDER 36	16	CD-36
	REINFORCEMENT HR 30	90	HR-30
	SUPPORT HD14 SINGLE RIVET 42	86	SHS-4214
	SUPPORT HD 14 SINGLE RIVET 36	4	SHS-3614
	SHELF TS22 42 X 30 UNSL	400	T2-4230
	SHELF TS22 36 X 30 UNSL	16	T2-3630
	REINFORCEMENT TR 30	774	TR-30
	SUPPORT TS11 42	714	TS-4211
	SUPPORT TS11 36	32	TS-3611
	Front base 42 X 4	18	FB-4204
	Front base 36 X 4	4	FB-3604
	*UPRIGHT L CLOSED 30 X 179 ¾	2	30180LC
	*UPRIGHT T CLOSED 30 X 179 ¾	8	30180TC
	List price of mobile/shelving	\$83,919.59	
	Less TXMAS of 48.1%	(\$ 40,365.32)	
	Net investment to client	\$ 43,554.27	
	*These five items are not on the TXMAS contract due to their length but same terms and conditions have been applied. (\$11,695.95 + \$36,837.00 = \$48,532.95)		
Other Services			
	Inside delivery, custom concrete form, installing tracks (6), cleaning and bonding, pouring special grout between the tracks (see 13.0), install mobile system and steel shelving.		
	Net investment to client after discount	\$36,837.00	
	TOTAL NET INVESTMENT TO CLIENT	\$92,087.22	
	Thank you for this opportunity! Rene' Drouin		
TERMS: Net 30		F.O.B.: Destination	10 to 12 weeks ARO to completion
PREPARED BY: Rene' Drouin (cell) 512-633-2446		ACCEPTED BY:	

PRICE HONORED FOR 40 DAYS


CONFIDENTIALITY NOTICE: This page and the accompanying documents contain information for a specific individual and purpose. This information is private and protected by law. Any disclosure, copying or distribution is strictly prohibited.



ALL DESIGNS REPRESENTED BY
DRAWING ARE CONFIDENTIAL AND
SHOULD NOT BE DISCLOSED
WITHOUT WRITTEN PERMISSION
FROM TAB.

TITLE	WILLIAMSON COUNTY	DWG NO	NB2890-BR1
OFFICE	OTIS COUFAL/ TONY HILL	SCALE	NONE
REP	TAB PRODUCTS	DATE	11/10/2016
	RENE DROUIN	REVISED	





TAB

Space Planning Consultations, File Conversions and Relocations
Bar-Code Tracking Systems and Color Label Systems
Records and Document Management Software
Color-Coded Filing and Custom Folders
High Density Mobile Storage Systems

Williamson County Warehouse

Attn: Otis Coufal

Drawing numbers

Specifications – Mobile System

DATE: 11-15-16

QUOTATION #:

PHONE: 512.469.6309

MOBILE: 512.633.2446

IN RESPONSE TO YOUR INQUIRY, WE SUBMIT THE FOLLOWING QUOTATION:

	DESCRIPTION		
	TAB-TRAC Mobile Systems 1000 pounds high profile mechanical assist mobile.		
UNIVERSAL TRACK			
	1.0 The Universal Track is constructed of 5/8" square, 1045 cold rolled steel, rail bar stock positioned in a 6063T5 "T" aluminum alloy track. Rails are machined on all sides.		
	1.1 Each track will have a minimum base width of 3 1/4".		
	1.2 Leveling screws are provided to facilitate proper leveling of track and to ensure smooth operation of the system.		
	1.3 Track is secured to the floor with Hilti type anchors and grouted in place.		
	1.4 Track sections are designed with tongue and groove overlap connections between each rail joint. This design provides horizontal and vertical continuity for a smooth rail surface providing ease of carriage operation.		
	1.5 The engineered space between the rail and aluminum housing is filled with a black neoprene material to provide a flush floor appearance and prevent debris from collecting thus affecting carriage movement.		
	1.6 Anti-tip and recessed track options are also available. Contact your local representative for "trough" drawings, details and specifications for all track options.		
CARRIAGE			
	2.0 Carriages are of 12 gauge welded steel construction, designed and manufactured to support 1000 lbs. per linear carriage foot. All carriages are painted and finished with powder coat paint in textured finishes.		
	2.1 Carriage splices are of a bolted (type) design to maintain proper unit alignment.		
	2.2 Carriage cross members are 12 gauge welded C-shaped steel channels.		

	2.3 Carriage construction allows shelving to be securely anchored to the carriages.		
	WHEELS		
	3.0 All wheels are a minimum of 5" in diameter, precision ground, balanced and constructed from solid steel for a smooth operation.		
	3.1 A minimum of four guide wheels are provided per movable carriage. Guide wheels are machined with flanges on both sides of the wheel.		
	3.2 Each drive wheel is fitted with two permanently sealed and shielded bearings housed in a self-aligning flanged pillow block.		
DRIVE SYSTEM			
	4.0 All mobile carriages are fitted with full-length drive shafts.		
	4.1 All drive shafts are a minimum of 1" solid stress proof steel and connect all wheels on drive side of carriage. With a 3/16" X 2" square keys and couplings. All axles are solid steel and support the full load of the carriage.		
	4.2 Complete drive shaft and wheel assemblies exhibit no play or looseness over the entire length of the carriage.		
	4.3 The mechanical assist handle shall be of a three spoke ergonomic design. The transfer of power from the handle to the drive shaft is chain driven.		
	4.4 The mechanical assist system is moved by means of a chain and sprocket reduction drive system.		
	4.5 The chain and sprockets are concealed for safety. The gearing mechanism is easily accessible and able to accept different sprockets depending on weight changes.		
DRIVE EFFORT			
	5.0 Gear ratio is to be determined by carriage length and weight; factory calculates correct drive effort for each system considering length, weight loads and number of carriages to be moved.		
	5.1 There is no 'play' in the drive handle at any time and the carriage will stop without drifting when operation of the handle is terminated on all leveled systems.		
	5.2 Steel chain guard covers (20 gauge) are supplied. The chain cover shall cover only the exposed chain drive mechanism.		
SAFETY FEATURES			
	6.0 The carriages are equipped with a push/pull safety handle parking lock as a standard feature. The lock, when engaged, utilizes a (reinforced) dual pin insertion concept that will expose a red indicator to show the carriage is in the lock down mode.		
	6.1 Carriage and end stops are provided for systems without stationary units.		
	6.2 A "safety space" is provided between end panels by the use of 1/4" carriage bumpers; this provides protection for the fingers of those using the system and provides a positive stop for all carriages.		
ATTACHMENT OF SHELVING			
	7.0 Carriage construction is designed to facilitate the secure anchoring of most all shelving styles to the carriages with high performance tek screws.		
SYSTEM ACCESSORY			

	8.0 Two cardholders (for 3 X 5 index cards) are included with each carriage.		
QUALITY CONTROL			
	9.0 All systems are checked at the factory prior to shipment, to ensure high quality and an uninterrupted field installation.		
	9.1 All necessary parts and fasteners are provided in shipment to ensure a proper and safe installation.		
	9.2 All mobile systems will be installed by factory-trained technicians.		
INSTALLATION STANDARDS			
	10.0 Install level and grout tracks directly to the concrete floor.		
	10.1 Install carriages, and shelving as shown on the drawings, complete and ready for owner use.		
CLEAN UP			
	11.0 All debris and excel materials resulting from installation will be removed and the construction area left in a broom clean condition.		
WARRANTY			
	12.0 See attached. See attached, 5 years free of defects in materials. 2 years in workmanship, balance of warranty the same.		
GROUT BETWEEN TRACKS			
	13.0 We will scrape/buff the existing concrete floor between the tracks as well as the front and back of the system then apply a special bonding agent (F-100). Then we will pour and level the special 9-sack grout between the tracks, front and back of system. See the two attach spec sheets. This will allow the use of a scissor lift in the future to repair overhead fire sprinkler system.		
PREPARED BY: <i>Rene' Drouin</i> (cell) 512-633-2446		ACCEPTED BY:	

PRICE HONORED FOR 40 DAYS

CONFIDENTIALITY NOTICE: This page and the accompanying documents contain information for a specific individual and purpose. This information is private and protected by law. Any disclosure, copying or distribution is strictly prohibited.



LIMITED WARRANTY

TAB will provide the following warranty for products sold under this agreement:

Scope of Warranty. TAB warrants that the product sold by TAB under this agreement (the "Product") will be free of defects in materials for five (5) years and free of defects in workmanship for two (2) years commencing thirty (30) days after the Product is shipped from TAB's facility (the "Warranty Period"). If the Product is found by TAB to be defective in material and in workmanship within the Warranty Period, TAB will at its option either (a) repair the defective Product or part thereof, (b) replace the defective Product or part thereof at no cost to the purchaser of the defective Product or part if cost in the form of a credit applicable to future purchases. The foregoing constitutes TAB's sole obligation and customer's sole remedy. In the case of units or parts purchased by TAB from a third-party supplier, TAB's obligation and customer's sole remedy against TAB shall not exceed the settlement which TAB is able to obtain from its supplier.

Limitations. OTHER THAN AS SET FORTH ABOVE, TAB SPECIFICALLY DISCLAIMS ALL EXPRESS AND IMPLIED WARRANTIES, INCLUDING, BUT NOT LIMITED TO, WARRANTIES OF MERCHANTABILITY, WARRANTIES OF FITNESS FOR A PARTICULAR PURPOSE OR USE AND WARRANTIES FROM LOSS OF DEALING OR USAGE OF TRADE. IN NO EVENT SHALL TAB BE LIABLE FOR CONSEQUENTIAL, SPECIAL, INCIDENTAL, EXEMPLARY, PUNITIVE OR OTHER DAMAGES, INCLUDING, BUT NOT LIMITED TO, DAMAGE TO PROPERTY, LOSS OF PROFITS, LOSS OF REVENUE OR LOSS OF BUSINESS OPPORTUNITIES. Furthermore, this Limited warranty does not extend to any Product or parts thereof which have been damaged by misuse, abuse, neglect, accident, improper storage, unusual stress, improper maintenance, improper installation, faulty operation or other causes not arising from defects in materials or workmanship.

Claims Administration. All warranty claims must be made in writing to TAB within the Warranty Period. At TAB's direction, customer shall make the defective Product or part available for inspection at customer's facility or return the defective Product or part thereof to the location designated by TAB for inspection and evaluation. TAB shall not be obligated to validate any warranty claims made after the Warranty Period unless otherwise provided in any TAB Extended Maintenance Service Contract purchased by customer.

Customer Name _____

ACK TO _____

Date _____

226000.2

Custom-Crete, Inc
 4433 Terry-O Lane
 Austin, TX 78745
 512-443-5787

CONCRETE MIX DESIGN ✓
DESIGN NO. 9 sk Grout
DATE: 5/20/2016

Client: TAB Products
Project: Grout between Tracks, Records Storage Warehouse

Design	Average Strengths:	7 Day	2500 psi
		28 Day	4000 psi
Summary: 9	Sacks Per Cubic Yard		
C.A.	0.0	Percent Course Aggregate	
F. A.	100.0	Percent Fine Aggregate	
Water	34.45	Gallons / Yard	0.678 W/C ratio
Additives:	Mid Range Water Reducing Admixtur		
	Calculated Unit Weight: (PCF)	146.2	
	Measured Unit Weight: (PCF)	0	
	Measured Slump	4" minimum	
	Measured Air Content:	2.00%	

Materials:

Cement:	Martin Marietta	Hunter, Texas
Flyash	VHSC Pozzoslagn	Jewitt, Texas Plant
C.A.		
F.A.	Martin Marietta Colorado River Sand	Garfield Plant
Additives:	Sika, 8100	ASTM C-260
	PolyPropelene Fibers	

Batch Proportions (one cubic yard)

Materials.	Weight: (lbs)		Absolute Volume
Cement	423	9 Sacks	2.1520
Fly Ash	423		2.5200
F.A.	1275	SSD 45%	7.7987
F. A.	1540	SSD 55%	9.4197
Water	287	34.45 gal	4.5994
Air (entrapped)		2	.5400
Fibers	1.5		.0000
	3948 Lbs	TOTAL	27.0298 Cu Ft

Design No. 9 sk Grout

SUMMARY OF RESULTS
Sieve Analysis

Fine Aggregates
Martin Marietta

Passing Sieve Size	Percent Passing	Specifications
3/8	100	100
#4	96.6	95-100
#8	81.8	80-100
#16	61.5	50-85
#30	38	25-65
#50	13.1	10-30
#100	2.5	0-10
Finer Than No. 200 Sieve:	0.40	Max 3.0
Fineness Modulus:	3.07	2.3-3.1
Specific Gravity:	2.62	
Absorption:	0.1	
Dry Rodded Wt:	100.0	