

Received

APR 28 2017

WILLIAMSON COUNTY, TEXAS

CHANGE ORDER NUMBER: 1

HNTB Corporation

Round Rock

1. CONTRACTOR: Jimmy Evans Construction
2. Change Order Work Limits: Sta. 30+00 to Sta. 98+00
3. Type of Change (on federal-aid non-exempt projects): Minor (Major/Minor)
4. Reasons: 4B (3 Max - in order of importance - Primary first)

Project:	<u>1607-102</u>
Roadway:	<u>Pearson Ranch Road Extension</u>
CSJ Number:	

5. Describe the work being revised:

4B: Third Party Accommodation. Third party requested work (reduction in scope). This Change Order revises the City of Austin (COA) water and wastewater (W&WW) work shown in the original plans. The COA requested that the installation of the 8" and 24" pipe and related items be deleted from the contract. The COA funded the water and wastewater work shown in the plans and will get the credit for the reduction in cost to the contract.

6. Work to be performed in accordance with Items: See attached.
7. New or revised plan sheet(s) are attached and numbered: C100 - C109, C501-C504
8. New Special Provisions/Specifications to the contract are attached: ☐ Yes ☒ No
9. New Special Provisions to Item N/A, No. N/A, Special Specification Item N/A are attached.

Each signatory hereby warrants that each has the authority to execute this Change Order (CO).

<p>The contractor must sign the Change Order and, by doing so, agrees to waive any and all claims for additional compensation due to any and all other expenses, additional changes for time, overhead and profit, or loss of compensation as a result of this change.</p> <p>THE CONTRACTOR Date <u>4/28/17</u></p> <p>By <u>[Signature]</u></p> <p>Typed/Printed Name <u>Ronnie Duanez</u></p> <p>Typed/Printed Title <u>const. mang. Estimator</u></p>	<p>The following information must be provided</p> <p>Time Ext. #: <u>N/A</u> Days added on this CO: <u>0</u></p> <p>Amount added by this change order: <u>(\$92,621.70)</u></p>
---	---

RECOMMENDED FOR EXECUTION:

[Signature] 5/1/17
Project Manager Date

N/A
Design Engineer Date

[Signature]
Program Manager Date

City Engineer Date

County Commissioner Precinct 1 Date
☐ APPROVED ☐ REQUEST APPROVAL

County Commissioner Precinct 2 Date
☐ APPROVED ☐ REQUEST APPROVAL

County Commissioner Precinct 3 Date
☐ APPROVED ☐ REQUEST APPROVAL

County Commissioner Precinct 4 Date
☐ APPROVED ☐ REQUEST APPROVAL

[Signature] 05-22-17
County Judge Date

Design Engineer's Seal:
see attached plan sheets

WILLIAMSON COUNTY, TEXAS

CHANGE ORDER NUMBER: 1Project # 1607-102

TABLE A: Force Account Work and Materials Placed into Stock

	LABOR	HOURLY RATE			HOURLY RATE

TABLE B: Contract Items:

ITEM	DESCRIPTION	UNIT	UNIT PRICE	ORIGINAL + PREVIOUSLY REVISED		ADD or (DEDUCT)	NEW		OVERRUN/UNDERRUN
				QUANTITY	ITEM COST	QUANTITY	QUANTITY	ITEM COST	
432SR-4	RECONSTRUCT CONCRETE SIDEWALKS TO 4-INCH THICKNESS, INCLUDING REMOVAL OF EXISTING SIDEWALK, COMPLETE AND IN PLACE	SF	\$9.50	382	\$3,629.00	(382.00)	0.00	\$0.00	(\$3,629.00)
506-MWW	STANDARD PRECAST MANHOLE W/PRE-CAST BASE, 48" DIAM., 4 FEET TO 8 FEET IN DEPTH, COMPLETE AND IN PLACE	EA	\$2,500.00	2	\$5,000.00	(2.00)	0.00	\$0.00	(\$5,000.00)
506S-EDMWW	EXTRA DEPTH OF MANHOLE, 4' DIA., COMPLETE IN PLACE	LVF	\$220.00	12	\$2,640.00	(12.00)	0.00	\$0.00	(\$2,640.00)
506S-4WW	MINOR MANHOLE HEIGHT ADJUSTMENT	EA	\$1,100.00	4	\$4,400.00	3.00	7.00	\$7,700.00	\$3,300.00
506S-DWW	DROP MANHOLE W/PRE-CAST BASE, 4' DIA.	EA	\$4,100.00	1	\$4,100.00	(1.00)	0.00	\$0.00	(\$4,100.00)
509S-1	TRENCH EXCAVATION SAFETY PROTECTION SYSTEMS (ALL DEPTHS)	LF	\$1.65	315	\$519.75	(198.00)	117.00	\$193.05	(\$326.70)
510-AWRJ-24	FACTORY RESTRAINED JOINT PIPE, 24 IN. DIA., CLASS 250 DUCTILE IRON (ALL DEPTHS), INCLUDING EXCAVATION AND BACKFILL	LF	\$238.00	50	\$11,900.00	(50.00)	0.00	\$0.00	(\$11,900.00)
510-AWW-8	PIPE, 8 IN. DIA., PVC SDR-26 (ALL DEPTHS), INCLUDING EXCAVATION AND BACKFILL	LF	\$67.00	148	\$9,916.00	(148.00)	0.00	\$0.00	(\$9,916.00)
510-IW 24"X6"	PRESSURE TAP, 24" DIA. X 6" DIA.	EA	\$17,000.00	1	\$17,000.00	(1.00)	0.00	\$0.00	(\$17,000.00)
510-JW 24" x 24"	WET CONNECTIONS, 24" DIA. X 24" DIA.	EA	\$7,700.00	1	\$7,700.00	(1.00)	0.00	\$0.00	(\$7,700.00)
510-KWW	DUCTILE IRON FITTINGS	TON	\$6,300.00	2.00	\$12,600.00	(1.70)	0.30	\$1,890.00	(\$10,710.00)
511S-A24GV	VALVES, GATE, 24" DIAMETER, WITH VAULT	EA	\$23,000.00	1	\$23,000.00	(1.00)	0.00	\$0.00	(\$23,000.00)
TOTALS					\$102,404.75			\$9,783.05	(\$92,621.70)

CHANGE ORDER REASON(S) CODE CHART

1. Design Error or Omission	1A. Incorrect PS&E 1B. Other
2. Differing Site Conditions (unforeseeable)	2A. Dispute resolution (expense caused by conditions and/or resulting delay) 2B. Unavailable material 2C. New development (conditions changing after PS&E completed) 2D. Environmental remediation 2E. Miscellaneous difference in site conditions (unforeseeable)(Item 9) 2F. Site conditions altered by an act of nature 2G. Unadjusted utility (unforeseeable) 2H. Unacquired Right-of-Way (unforeseeable) 2I. Additional safety needs (unforeseeable) 2J. Other
3. County Convenience	3A. Dispute resolution (not resulting from error in plans or differing site conditions) 3B. Public relations improvement 3C. Implementation of a Value Engineering finding 3D. Achievement of an early project completion 3E. Reduction of future maintenance 3F. Additional work desired by the County 3G. Compliance requirements of new laws and/or policies 3H. Cost savings opportunity discovered during construction 3I. Implementation of improved technology or better process 3J. Price adjustment on finished work (price reduced in exchange for acceptance) 3K. Addition of stock account or material supplied by state provision 3L. Revising safety work/measures desired by the County 3M. Other
4. Third Party Accommodation	4A. Failure of a third party to meet commitment 4B. Third party requested work 4C. Compliance requirements of new laws and/or policies (impacting third party) 4D. Other
5. Contractor Convenience	5A. Contractor exercises option to change the traffic control plan 5B. Contractor requested change in the sequence and/or method of work 5C. Payment for Partnering workshop 5D. Additional safety work/measures desired by the contractor 5E. Other
6. Untimely ROW/Utilities	6A. Right-of-Way not clear (third party responsibility for ROW) 6B. Right-of-Way not clear (County responsibility for ROW) 6C. Utilities not clear 6D. Other

Williamson County Road Bond Program

**Pearson Ranch Road Extension
Williamson County Project No. 1607-102**

Change Order No. 1

Reason for Change

This Change Order revises the City of Austin (COA) water and wastewater work shown in the original plans. The COA requested that the installation of the 8" and 24" pipe and related items be deleted from the contract. The COA funded the water and wastewater work shown in the plans and will get credit for the reduction in cost to the contract.

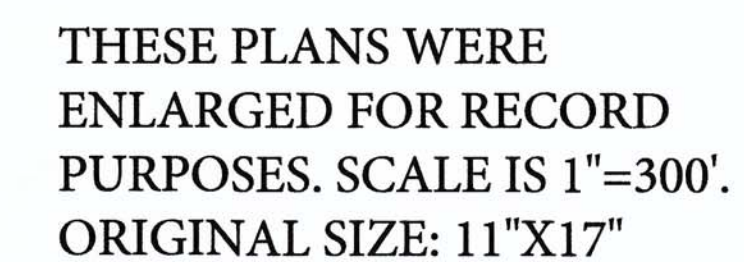
This Change Order results in a net decrease of \$92,621.70 to the Contract amount, for an adjusted Contract total of \$4,423,557.07. The original Contract amount was \$4,516,178.77. As a result of this and all Change Orders to-date, \$92,621.70 has been deducted from the Contract, resulting in a 2.0% net decrease in the Contract cost. No days will be added to or subtracted from the Contract as a result of this Change Order.

HNTB Corporation


James Klotz, P.E.

The map illustrates the proposed relocation of water and wastewater lines along a corridor. Key features include:

- Stationing:** The corridor is marked with stationing from 10+00 to 98+00.
- Projects and Relocations:**
 - C-101:** WASTEWATER LINE AND RELOCATION STA 30+00 TO 33+50
 - C-102:** WASTEWATER LINE AND RELOCATION STA 35+50 TO 39+50
 - C-103:** WASTEWATER LINE AND RELOCATION STA 40+00 TO 44+00
 - C-107:** WATER LINE AND RELOCATION STA. 57+00 TO 59+00
 - C-104:** WASTEWATER LINE AND RELOCATION STA 63+50 TO 67+50
 - C-105:** WASTEWATER LINE AND RELOCATION STA 68+50 TO 72+50
 - C-106A:** WASTEWATER LINE AND RELOCATION STA 79+00 TO 82+00
 - C-108:** WATER LINE AND RELOCATION STA. 79+00 TO 82+00
 - C-109:** BORE 42" STEEL
- Local Landmarks and Roads:**
 - England Elementary School**
 - PEARSON RANCH ROAD**
 - NEENAH AVE.**
 - ROUND ROCK ISD WEST TRANSPORTATION FACILITY**
 - ST. HWY 45**
 - HWY 620**
- Other Labels:**
 - EVERY RANCH ROAD**
 - IVEANS WAY**

[illegible]

**WATER & WASTEWATER
KEY MAP**



WILLIAMSON
COUNTY
1948

PROJ. NO. 1488-088-02-04
DESIGN: G. LITTLEFIELD
DRAWN: G. LITTLEFIELD
CHECK: J. HASTINGS
APPR: L. PARISHER
DATE: FEBRUARY 8, 2017

02/09/2017

THESE DESIGN DOCUMENTS ARE NOT TO BE
USED FOR CONSTRUCTION PRIOR TO
REGULATORY SIGNATURE AND PERMIT.

SHEET
C-100
2 of 16

Dwg Info: g:\CFA\2014\0308801_williamson_county_2013_road_bond\WUN\04_pearson_ranch_road\DESIGN\DETAILS.dwg - Tab: C-504 - Plotted: 2/8/2017 11:56 AM By: KRISTEN VAN HOOSIER

REQUIREMENTS FOR SERVICES IN ACCESSIBLE PATHS

303 Changes in Level

303.1 General. Where changes in level are permitted in floor or ground surfaces, they shall comply with 303.

EXCEPTIONS:

1. Animal containment areas shall not be required to comply with 303.
2. Areas of sport activity shall not be required to comply with 303.

303.2 Vertical. Changes in level of 1/4 inch (6.4 mm) high maximum shall be permitted to be vertical.

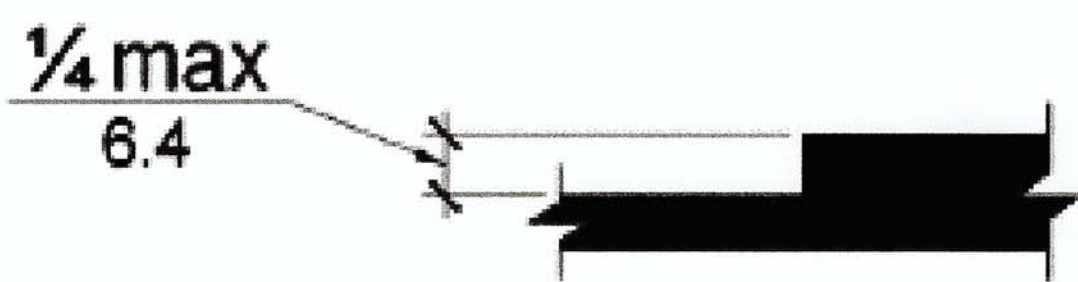


Figure 303.2 Vertical Change in Level

303.3 Beveled. Changes in level between 1/4 inch (6.4 mm) high minimum and 1/2 inch (13 mm) high maximum shall be beveled with a slope not steeper than 1:2.

Advisory 303.3 Beveled. A change in level of 1/2 inch (13 mm) is permitted to be 1/4 inch (6.4 mm) vertical plus 1/4 inch (6.4 mm) beveled. However, in no case may the combined change in level exceed 1/2 inch (13 mm). Changes in level exceeding 1/2 inch (13 mm) must comply with 405 (Ramps) or 406 (Curb Ramps).

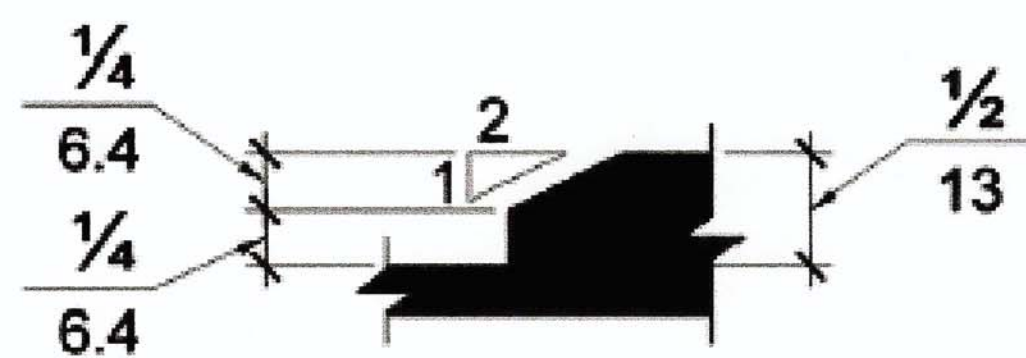



Figure 303.3 Beveled Change in Level

REV	NO	REVISION DESCRIPTION	APPROVED BY	DATE
1	A	ADDED SIDEWALK DETAIL	JLP	1/27/17


CobbFendley
TBP# NO. 274 / TEP# NO. 10193891
1100 NORTHWEST LOOP 410, SUITE 350
SAN ANTONIO, TEXAS 78752
210.828.4611 / FAX 210.828.4606
WWW.COBBFENDLEY.COM

ACCESSIBLE PATHS WITH
OBSTRUCTIONS DETAIL

PEARSON RANCH ROAD
WILLIAMSON COUNTY, TEXAS



PROJ. NO. 1488-088-02-04
DESIGN: G. LITTLEFIELD
DRAWN: G. LITTLEFIELD
CHECK: J. HASTINGS
APPR: L. PARISHER
DATE: FEBRUARY 8, 2017



02/08/2017

THESE DESIGN DOCUMENTS ARE NOT TO BE
USED FOR CONSTRUCTION PRIOR TO
REGULATORY SIGNATURE AND PERMIT.

SHEET
C-504
16 of 16