



Symetra Life Insurance Company
777 108th Avenue NE, Suite 1200
Bellevue, Washington 98004-5135
(An insurance company)

Incorporation Provision

Policy Rider

Rider Number: 2
Policyholder: Williamson County
Policy Number: 01 016850 00

The Certificate(s) of Insurance, Rider(s), Policy change(s) and certificate change(s) are attached to, incorporated in and made a part of, The Policy. The Rider(s) do not vary, waive, alter or extend any of the terms, conditions or provisions of The Policy, except as stated herein.

<u>Rider</u>	<u>Effective Date of Incorporation</u>	<u>Applicable to</u>
2	March 17, 2017	Class 1

<u>Certificate of Insurance</u>	<u>Effective Date of Change</u>
LGC 13500/TX-SCH 08/06	January 1, 2016

Certificate Change(s)

The following is amended:
Schedule of Insurance – Life Insurance Benefit

Certificate Page(s) Changed


LGC 13500/TX-SCH 08/06; Schedule of Insurance

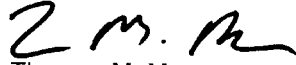
The provisions found in the certificate(s) will control the benefit plan, period of coverage, exclusions, claims and other general policy provisions pertaining to state insurance law requirements.

In all other respects, The Policy and certificate(s) remain the same.

Williamson County

Symetra Life Insurance Company

By: 
Title: (County) Judge

By: 
Thomas M. Marra
President

Date: 06-07-2017

Date: May 2, 2017

- Instructions:** (1) Sign and return original to Symetra.
- (2) Retain a copy with your policy.



Symetra Life Insurance Company
777 108th Avenue NE, Suite 1200
Bellevue, Washington 98004-5135
(An insurance company)

Certificate Rider

Rider Number: 2
Policyholder: Williamson County
Policy Number: 01 016850 00

The Rider(s) form a part of the Certificate of Insurance given in connection with The Policy. The Rider(s) do not vary, waive, alter or extend any of the terms, conditions or provisions of the Certificate of Insurance, except as stated herein.

<u>Certificate of Insurance</u>	<u>Effective Date of Change</u>	<u>Applicable to</u>
LGC 13500/TX-SCH 08/06	January 1, 2016	Class 1

Certificate Change(s)

The following is amended:
Schedule of Insurance – Life Insurance Benefit

Certificate Page(s) Changed

LGC 13500/TX-SCH 08/06; Schedule of Insurance

The provisions found in the certificate will control the benefit plan, period of coverage, exclusions, claims and other general policy provisions pertaining to state insurance law requirements.

In all other respects, the certificate remains the same.

Rider #2: Effective January 1, 2016



Symetra Life Insurance Company

Group Life Insurance

CERTIFICATE

Please Note: Death benefits will be reduced if accelerated benefits are paid.

Class 1



CERTIFICATE OF INSURANCE

Symetra Life Insurance Company
777 108th Avenue NE, Suite 1200
Bellevue, Washington 98004-5135
(An insurance company)

Policyholder: Williamson County
Policy Number: 01 016850 00
Policy Effective Date: January 1, 2016
Policy Anniversary Date: January first of each year beginning in 2017

We have issued The Policy to the Policyholder. Our name, the Policyholder's name and the Policy Number are shown above. The provisions of The Policy, which are important to You, are summarized in this certificate consisting of this form and any additional forms which have been made a part of this certificate. This certificate replaces any other certificate We may have given to You earlier under The Policy. The Policy alone is the only contract under which payment will be made. Any difference between The Policy and this certificate will be settled according to the provisions of The Policy on file with Us at Our home office. The Policy may be inspected at the office of the Policyholder.

Signed for The Company

Michael Fry, Executive Vice President

Thomas M. Marra, President

A note on capitalization in this certificate:

Capitalization of a term, not normally capitalized according to the rules of standard punctuation, indicates a word or phrase that is a defined term in The Policy or refers to a specific provision contained herein.

Table of Contents

Certificate Face Page
Schedule of Insurance
Definitions
Eligibility and Enrollment
Period of Coverage
Benefits
General Provisions

Rider #2: Effective January 1, 2016

Symetra® is a registered service mark of Symetra Life Insurance Company.

Schedule of Insurance

The benefits described herein are those in effect as of: January 1, 2016

Cost of Coverage:

Non-Contributory Coverage:

Basic Life Insurance
 Basic Accidental Death and Dismemberment Insurance
 Basic Dependent Life Insurance

Contributory Coverage:

Supplemental Life Insurance
 Supplemental Accidental Death and Dismemberment Insurance
 Supplemental Dependent Life Insurance

Eligible Class(es) for Coverage: All full-time Active Employees working a minimum of 30 hours each week who are citizens or legal residents of the United States, excluding temporary, leased or seasonal employees.

Class 1 All Eligible Employees

Eligibility Waiting Period for Coverage:

If You are Actively at Work for the Employer on the Policy Effective Date: The first of the month following 60 days of continuous employment.

If You start working for the Employer after the Policy Effective Date: The first of the month following 60 days of continuous employment.

The Eligibility Waiting Period for Coverage will be reduced by the period of time You were a full-time Active Employee with the Employer under the Prior Policy.

Life Insurance Benefit

Employee

<u>Basic</u>	<u>Benefit Amount</u>	<u>Benefit Maximum Amount</u>	<u>Guaranteed Issue Amount</u>
Class 1	\$10,000	\$10,000	\$10,000

Supplemental Class 1

<u>Benefit Amount</u>	<u>Benefit Maximum Amount</u>	<u>Guaranteed Issue Amount</u>
\$10,000 to \$300,000 in increments of \$10,000 as selected by You on the enrollment card	\$300,000, not to exceed 6 x Earnings	\$100,000

Dependent

<u>Basic</u>	<u>Benefit Amount</u>	<u>Benefit Maximum Amount</u>	<u>Guaranteed Issue Amount</u>
Class 1			
Spouse	\$5,000	\$5,000	\$5,000
Child			
birth to 6 months	\$1,000	\$1,000	\$1,000
6 months to 19 years; to age 26 if full-time student	\$2,000	\$2,000	\$2,000

Schedule of Insurance

<u>Supplemental</u> Class 1	<u>Benefit</u> <u>Amount</u>	<u>Benefit Maximum</u> <u>Amount</u>	<u>Guaranteed Issue</u> <u>Amount</u>
Spouse	\$5,000 to \$300,000 in increments of \$5,000 as selected by You on the enrollment card	\$300,000, not to exceed 100% of Your Supplemental Life Benefit Amount	\$25,000
Child			
birth to 6 months	\$1,000	\$1,000	\$1,000
6 months to 19 years; to age 26 if full-time student	\$2,000, \$5,000 or \$10,000	\$10,000	\$10,000

Accidental Death and Dismemberment Insurance Benefit (AD&D)

Employee

<u>Basic</u> Class 1	<u>Principal Sum</u> \$10,000	<u>Principal Maximum</u> <u>Sum</u> \$10,000
<u>Supplemental</u> Class 1	<u>Principal Sum</u> \$10,000 to \$300,000 in increments of \$10,000 as selected by You on the enrollment card	<u>Principal Maximum</u> <u>Sum</u> \$300,000, not to exceed 6 x Earnings

Additional Accidental Death and Dismemberment Insurance Benefits

Seat Belt and Air Bag Coverage

Seat Belt Benefit Amount: 10% of Basic and Supplemental AD&D Principal Sum
 Seat Belt Maximum Amount: \$10,000
 Seat Belt Minimum Amount: \$1,000

Air Bag Benefit Amount: 5% of Basic and Supplemental AD&D Principal Sum
 Air Bag Maximum Amount: \$5,000

Repatriation Benefit

Benefit Amount: 5% of Basic and Supplemental AD&D Principal Sum
 Maximum Amount: \$5,000

Child Education Benefit

Benefit Amount: 2.5% of Basic and Supplemental AD&D Principal Sum
 Maximum Amount: \$2,500
 Minimum Amount: \$1,250

Day Care Benefit

Benefit Amount: 2.5% of Basic and Supplemental AD&D Principal Sum
 Maximum Amount: \$2,500
 Minimum Amount: \$1,250

Schedule of Insurance

Rehabilitation Benefit

Benefit Amount: 2.5% of Basic and Supplemental AD&D Principal Sum
Maximum Amount: \$2,500

Coma Benefit

Waiting Period: 30 days
Maximum Amount: 100% of Basic and Supplemental AD&D payments under The Policy for the Injury

Reduction in Amount of Life Insurance

We will reduce the amount of Life Insurance for You and Your Dependent by any amount:

- 1) of individual Life Insurance issued in accordance with the Conversion Right;
- 2) that was continued under the Portability provision; or
- 3) of Life Insurance in force, paid or payable under the Prior Policy.

Reduction in Coverage Due to Age

Applies to Basic Life Insurance, Basic Accidental Death and Dismemberment Insurance, Supplemental Life Insurance and Supplemental Accidental Death and Dismemberment Insurance:

We will reduce the Life Insurance Benefit and Principal Sum for You to the percentage indicated in the table below. This reduction will be effective on the first of the month following the month in which You attain the age shown below. These reductions also apply if:

- 1) You become covered under The Policy; or
- 2) Your coverage increases;

on or after the date You attain age 65.

Percentage to which the original amount of coverage will be reduced:

Your Age	Your % Reduction
65	65%
70	45%
75	30%
80	20%

The reduced amount of coverage will be rounded to the next higher multiple of \$500, if not already a multiple of \$500 and an appropriate adjustment in premium will be made.

Applies to Basic Spouse Life Insurance and Supplemental Spouse Life Insurance:

We will reduce the Life Insurance Benefit for Your Spouse to the percentage indicated in the table below. This reduction will be effective on the first of the month following the month in which You attain the age shown below. These reductions also apply if:

- 1) Your spouse becomes covered under The Policy; or
- 2) Your Spouse's coverage increases;

on or after the date You attain age 65.

Percentage to which the original amount of coverage will be reduced:

Your Age	Your Spouse's % Reduction
65	65%

The reduced amount of coverage will be rounded to the next higher multiple of \$500, if not already a multiple of \$500 and an appropriate adjustment in premium will be made.

Your Spouse's coverage terminates when You attain age 70.

Definitions

Active Employee

means an employee who works for the Employer on a regular basis in the usual course of the Employer's business. This must be at least the number of hours shown in the Schedule of Insurance.

Actively at Work

means at work with Your Employer on a day that is one of Your Employer's scheduled workdays. On that day, You must be performing for wage or profit all of the regular duties of Your job:

- 1) in the usual way; and
- 2) for Your usual number of hours.

We will also consider You to be Actively At Work on any regularly scheduled vacation day or holiday, only if You were Actively At Work on the preceding scheduled work day.

Common Carrier

means a conveyance operated by a concern, other than the Policyholder, organized and licensed for the transportation of passengers for hire and operated by that concern.

Common Carrier will not mean any such conveyance which is hired or used for a sport, gamesmanship, contest, sightseeing, observatory and/or recreational activity, regardless of whether such conveyance is licensed.

Contributory Coverage

means coverage for which You are required to contribute toward the cost. Contributory Coverage is shown in the Schedule of Insurance.

Dependent Child

means:

- 1) Your unmarried children, stepchildren, legally adopted children; or
- 2) any other children related to You by blood or marriage who:
 - a) live with You in a regular parent-child relationship; or
 - b) You claimed as a dependent on Your last filed federal income tax return including court appointed grandchildren You are the legal guardian of;

provided such children are primarily dependent upon You for financial support and maintenance and are:

- 1) from live birth to age 19;
- 2) age 19, but under age 26 and in full-time attendance (at least 12 course credit hours per semester) at an accredited institution of learning. If the institution establishes full-time status in any other manner, We reserve the right to determine whether the student continues to qualify as a Dependent; or
- 3) age 19 or older and disabled. Such children must have become disabled before attaining age 19. You must submit proof, satisfactory to Us, of such children's disability.

Dependent

means Your Spouse and Your Dependent Child. A Dependent must be a citizen or legal resident of the United States. Any person who is in full-time military service cannot be a Dependent.

Earnings

means Your regular annual rate of pay, not counting commissions, bonuses, tips and tokens, overtime pay or any other fringe benefits or extra compensation, in effect on the most recent date immediately prior to the date of Loss.

Definitions

Employer

means the Policyholder.

Guaranteed Issue Amount

means the amount of Life Insurance for which We do not require Evidence of Insurability. The Guaranteed Issue Amount is shown in the Schedule of Insurance.

Injury

means bodily Injury resulting:

- 1) directly from an accident; and
- 2) independently of all other causes;

which occurs while You are covered under The Policy.

Loss resulting from:

- 1) sickness or disease, except a pus-forming infection which occurs through an accidental wound;
or
- 2) medical or surgical treatment of a sickness or disease;

is not considered as resulting from Injury.

Motor Vehicle

means a self-propelled, four or more wheeled:

- 1) private passenger: car, station wagon, van or sport utility vehicle;
- 2) motor home or camper; or
- 3) pick-up truck;

not being used as a Common Carrier.

A Motor Vehicle does not include farm equipment, snowmobiles, all-terrain vehicles, lawnmowers or any other type of equipment vehicles.

Non-Contributory Coverage

means coverage for which You are not required to contribute toward the cost. Non-Contributory Coverage is shown in the Schedule of Insurance.

Normal Retirement Age

means the Social Security Normal Retirement Age under the most recent amendments to the United States Social Security Act. It is determined by Your date of birth, as follows:

Year of Birth	Normal Retirement Age	Year of Birth	Normal Retirement Age
1937 or before	65	1955	66 + 2 months
1938	65 + 2 months	1956	66 + 4 months
1939	65 + 4 months	1957	66 + 6 months
1940	65 + 6 months	1958	66 + 8 months
1941	65 + 8 months	1959	66 + 10 months
1942	65 + 10 months	1960 or after	67
1943 through 1954	66		

Physician

means a legally qualified Physician or surgeon other than a Physician or surgeon who is Related to You by blood or marriage.

Definitions

Prior Policy

means, if applicable, the group life insurance policy carried by the Employer on the day before the Policy Effective Date.

Related

means Your Spouse or other adult living with You, sibling, parent, step-parent, grandparent, aunt, uncle, niece, nephew, son, daughter or grandchild.

Spouse

means Your Spouse who is not legally separated or divorced from You.

The Policy

means The Policy which We issued to the Policyholder under the Policy Number shown on the face page.

We, Us or Our

means the insurance company named on the face page of The Policy.

You or Your

means the person to whom this certificate is issued.

Eligibility and Enrollment

Eligible Persons: *Who is eligible for coverage?*

All persons in the class or classes shown in the Schedule of Insurance will be considered Eligible Persons.

Eligibility for Coverage: *When will I become eligible?*

You will become eligible for coverage on the latest of:

- 1) the Policy Effective Date;
- 2) the date on which You complete the Eligibility Waiting Period for Coverage; or
- 3) the date You become a member of an Eligible Class.

Eligibility for Dependent Coverage: *When will I become eligible for Dependent Coverage?*

You will become eligible for Dependent coverage on the later of:

- 1) the date You become insured for employee coverage; or
- 2) the date You acquire Your first Dependent.

You may not elect coverage for Your Dependent if such Dependent is covered as an employee under The Policy. No person can be insured as a Dependent of more than one employee under The Policy.

Enrollment: *How do I enroll for coverage for myself and my Dependents?*

For Non-Contributory Coverage, Your Employer will automatically enroll You. However, You will need to complete a beneficiary designation form.

To enroll for Contributory Coverage, You must:

- 1) complete and sign a group insurance enrollment form, satisfactory to Us; and
- 2) deliver it to Your Employer.

If You do not enroll within 31 days after becoming eligible under The Policy, or if You were eligible to enroll under the Prior Policy and did not do so, and later choose to enroll, You may only enroll:

- 1) during an Annual Enrollment Period if designated by the Policyholder; or
- 2) within 31 days of the date You have a Change in Family Status.

Any enrollment may be subject to the Evidence of Insurability Requirements provision.

Evidence of Insurability Requirements: *When will I first be required to provide Evidence of Insurability?*

We require Evidence of Insurability, satisfactory to Us, for initial coverage, if You:

- 1) enroll more than 31 days after the date You are first eligible to enroll, including electing initial coverage after a Change in Family Status;
- 2) enroll for an amount of Life Insurance greater than the Guaranteed Issue Amount, regardless of when You enroll for coverage; or
- 3) were eligible for any coverage under the Prior Policy, but did not enroll and later choose to enroll for that coverage under The Policy.

If Your Evidence of Insurability is not satisfactory to Us:

- 1) Your amount of Life Insurance will equal the amount for which You were eligible without providing Evidence of Insurability, provided You enrolled within 31 days of the date You were first eligible to enroll; or
- 2) You will not be covered under The Policy if You enrolled more than 31 days after the date You were first eligible to enroll.

Eligibility and Enrollment

Dependent Evidence of Insurability Requirements: *When will my Dependent first be required to provide Evidence of Insurability?*

We require Evidence of Insurability, satisfactory to Us, for initial coverage, if You:

- 1) enroll for Your Dependent coverage more than 31 days after the date You are first eligible to enroll, including electing initial coverage after a Change in Family Status;
- 2) enroll for an amount of Dependent Life Insurance greater than the Guaranteed Issue Amount, regardless of when You enroll for coverage; or
- 3) were eligible for any coverage under the Prior Policy, but did not enroll and later choose to enroll for that coverage under The Policy.

However, no Evidence of Insurability will be required if the amount of Life Insurance for Your Dependent Child is \$15,000 or less.

If Your Dependent Evidence of Insurability is not satisfactory to Us:

- 1) the amount of Dependent Life Insurance will equal the amount for which Your Dependent was eligible without providing Evidence of Insurability, provided You enrolled within 31 days of the date You were first eligible to enroll; or
- 2) Your Dependent will not be covered under The Policy if You enrolled more than 31 days after the date You were first eligible to enroll.

Evidence of Insurability: *What is Evidence of Insurability?*

Evidence of Insurability must be satisfactory to Us and may include, but will not be limited to:

- 1) a completed and signed application approved by Us;
- 2) a medical examination;
- 3) attending Physicians' statement; and
- 4) any additional information We may require.

All Evidence of Insurability will be furnished at Your expense. We will then determine if You or Your Dependent are insurable for initial coverage or an increase in coverage under The Policy.

You will be notified in writing of Our determination of any Evidence of Insurability submission.

Change in Family Status: *What constitutes a Change in Family Status?*

A Change in Family Status occurs when:

- 1) You get married;
- 2) You and Your Spouse divorce;
- 3) Your child is born or You adopt or become the legal guardian of a child;
- 4) Your Spouse dies;
- 5) Your child is no longer financially dependent on You or dies;
- 6) Your Spouse is no longer employed, which results in a loss of group insurance; or
- 7) You have a change in classification from part-time to full-time or from full-time to part-time.

Period of Coverage

Effective Date: *When does my coverage start?*

Non-Contributory Coverage, for which Evidence of Insurability is not required, will start on the date You become eligible.

Contributory Coverage, for which Evidence of Insurability is not required, will start on the latest to occur of:

- 1) the date You become eligible, if You enroll on or before that date;
- 2) the first of the month following the last day of any Annual Enrollment Period, if You enroll during an Annual Enrollment Period; or
- 3) the date You enroll, if You do so within 31 days from the date You are eligible.

Any coverage, for which Evidence of Insurability is required, will become effective on the later of:

- 1) the date You become eligible; or
- 2) the date We approve Your Evidence of Insurability.

However, all Effective Dates of coverage are subject to the Deferred Effective Date provision.

Deferred Effective Date: *When will my effective date for coverage or a change in my coverage be deferred?*

If, on the date You are to become covered:

- 1) under The Policy;
- 2) for increased benefits; or
- 3) for a new benefit;

You are not Actively at Work due to a physical or mental condition such coverage will not start until the date You are Actively at Work.

Continuity from a Prior Policy: *Is there continuity of coverage from a Prior Policy?*

Your initial coverage under The Policy will begin, and will not be deferred if, on the day before the Policy Effective Date, You were insured under the Prior Policy, but on the Policy Effective Date You were not Actively at Work and would otherwise meet the Eligibility requirements of The Policy. However, Your amount of Insurance will be the lesser of the amount of Life Insurance and Accidental Death and Dismemberment Principal Sum:

- 1) You had under the Prior Policy; or
- 2) shown in the Schedule of Insurance;

reduced by any coverage amount:

- 1) that is in force, paid or payable under the Prior Policy; or
- 2) that would have been so payable under the Prior Policy had timely election been made.

Such amount of insurance under this provision is subject to any reductions in The Policy and will not increase.

Coverage provided through this provision ends on the first to occur of:

- 1) the last day of a period of 12 consecutive months after the Policy Effective Date;
- 2) the date Your insurance terminates for any reason shown under the Termination provision;
- 3) the last day You would have been covered under the Prior Policy, had the Prior Policy not terminated; or
- 4) the date You are Actively at Work.

However, if the coverage provided through this provision ends because You are Actively at Work, You may be covered as an Active Employee under The Policy.

Dependent Effective Date: *When does Dependent coverage start?*

Non-Contributory Coverage, for which Evidence of Insurability is not required, will start on the date You become eligible for Dependent coverage.

Period of Coverage

Contributory Coverage, for which Evidence of Insurability is not required, will start on the latest to occur of:

- 1) the date You become eligible for Dependent coverage, if You have enrolled on or before that date;
- 2) the first of the month following the last day of any Annual Enrollment Period, if You enroll during an Annual Enrollment Period; or
- 3) the date You enroll, if You do so within 31 days from the date You are eligible for Dependent coverage.

Coverage, for which Evidence of Insurability is required, will become effective on the later of:

- 1) the date You become eligible for Dependent coverage; or
- 2) the date We approve Your Dependent Evidence of Insurability.

In no event will Dependent coverage become effective before You become insured.

Dependent Deferred Effective Date: *When will the effective date for Dependent coverage or a change in coverage be deferred?*

If, on the date Your Dependent, other than a newborn, is to become covered:

- 1) under The Policy;
- 2) for increased benefits; or
- 3) for a new benefit;

he or she is:

- 1) confined in a hospital; or
- 2) Confined Elsewhere;

such coverage will not start until he or she:

- 1) is discharged from the hospital; or
- 2) is no longer Confined Elsewhere;

and has engaged in all the normal and customary activities of a person of like age and gender, in good health, for at least 15 consecutive days.

This Deferred Effective Date provision will not apply to Disabled children who qualify under the definition of Dependent Child.

Confined Elsewhere means Your Dependent is unable to perform, unaided, the normal functions of daily living, or leave home or other place of residence without assistance.

Dependent Continuity from a Prior Policy: *Is there continuity of coverage from a Prior Policy for my Dependent?*

If, on the day before the Policy Effective Date, You were covered with respect to Your Dependent under the Prior Policy, the Deferred Effective Date provision will not apply to initial coverage under The Policy for such Dependent. However, the Dependent amount of Insurance will be the lesser of the amount of Life Insurance:

- 1) they had under the Prior Policy; or
- 2) shown in the Schedule of Insurance;

reduced by any coverage amount:

- 1) that is in force, paid or payable under the Prior Policy; or
- 2) that would have been so payable under the Prior Policy had timely election been made.

Change in Coverage: *When may I change my coverage or coverage for my Dependent?*

After Your initial enrollment, You may increase or decrease coverage for You or Your Dependent or add a new Dependent to Your existing Dependent coverage:

- 1) during any Annual Enrollment Period designated by the Policyholder; or
- 2) within 31 days of the date of a Change in Family Status.

Period of Coverage

Effective Date for Changes in Coverage: *When will changes in coverage become effective?*
Any decrease in coverage will take effect on the date of the change.

Any increase in coverage will take effect on the latest of:

- 1) the date of the change;
- 2) the date requirements of the Deferred Effective Date provision are met; or
- 3) the date Evidence of Insurability is approved, if required.

Increase in Amount of Life Insurance: *If I request an increase in the amount of Life Insurance for myself or my Dependent, must we provide Evidence of Insurability?*

If You or Your Dependent are:

- 1) already enrolled for an amount of Life Insurance under The Policy, then You and Your Dependent must provide Evidence of Insurability for any increase; or
- 2) not already enrolled for Life Insurance under The Policy, You and Your Dependent must provide Evidence of Insurability for any amount of coverage, including an initial amount of Life Insurance.

In any event, if the amount of Insurance You request is greater than the Guaranteed Issue Amount, You or Your Dependent, as applicable, must provide Evidence of Insurability.

If Your Evidence of Insurability is not satisfactory to Us, the amount of Insurance You had in effect on the date immediately prior to the date You requested the increase will not change.

If Your Dependent Evidence of Insurability is not satisfactory to Us, the amount of Insurance he or she had in effect on the date immediately prior to the date You requested the increase will not change.

Increase in Amount of Life Insurance: *If my amount of Life Insurance increases because my Earnings increase, must I provide Evidence of Insurability?*

If Your amount of Insurance is based on a multiple of Your Earnings, You must provide Evidence of Insurability if Your Earnings increase such that Your amount of Insurance is greater than the Guaranteed Issue Amount.

Additionally, once approved, We require Evidence of Insurability again if Your amount of Insurance:

- 1) is greater than the Guaranteed Issue Amount; and
- 2) would increase solely because Your Earnings increased more than \$25,000:
 - a) during the last 12 consecutive month period; or
 - b) since Your Evidence of Insurability was last approved;whichever occurs most recently.

However, if:

- 1) You do not submit Evidence of Insurability; or
- 2) Your Evidence of Insurability is not satisfactory to Us;

Your amount of Life Insurance:

- 1) will increase, but only up to the amount for which You were eligible without having to provide Evidence of Insurability; and
- 2) will not increase again, or beyond that amount, until Your Evidence of Insurability is approved.

Period of Coverage

Termination: *When will my coverage end?*

Your coverage will end on the earliest of the following:

- 1) the date The Policy terminates;
- 2) the last day of the pay period following the date You are no longer in a class eligible for coverage, or the class is cancelled;
- 3) the date the required premium is due but not paid;
- 4) the last day of the pay period following the date You or Your Employer terminates Your employment; or
- 5) the last day of the pay period following the date You are no longer Actively at Work;

unless continued in accordance with one of the Continuation Provisions.

Dependent Termination: *When does coverage for my Dependent end?*

Coverage for Your Dependent will end on the earliest to occur of:

- 1) the date Your coverage ends;
- 2) the date the required premium is due but not paid;
- 3) the date You are no longer eligible for Dependent coverage;
- 4) the date We or the Employer terminate Dependent coverage;
- 5) the date the Dependent no longer meets the definition of Dependent; or
- 6) the date You reach age 70;

unless continued in accordance with the Continuation Provisions.

Continuation Provisions: *Can my coverage be continued beyond the date it would otherwise terminate?*

Coverage under The Policy may be continued, at Your Employer's option, beyond a date shown in the Termination provision, provided Your Employer provides a plan of continuation which applies to all employees the same way. Coverage may not be continued under more than one Continuation Provision. The amount of continued coverage applicable to You will be the amount of coverage in effect on the date immediately before coverage would otherwise have ended. Continued coverage:

- 1) is subject to any reductions in The Policy;
- 2) is subject to payment of premium;
- 3) may be continued up to the maximum time shown in the provisions; and
- 4) terminates if The Policy terminates.

In no event will the amount of insurance increase while coverage is continued in accordance with the following provisions.

In all other respects, the terms of Your coverage remain unchanged.

Leave of Absence: If You are on a documented leave of absence, other than Family and Medical Leave or Military Leave of Absence, all of Your coverage may be continued until the last day of the month following the month in which the leave of absence commenced. If the leave terminates prior to the agreed upon date, this continuation will cease immediately.

Layoff: If You are temporarily laid off by the Employer due to lack of work, all of Your coverage may be continued until the last day of the month following the month in which the layoff commenced. If the layoff becomes permanent, this continuation will cease immediately.

Disability Insurance: If You are working for the Policyholder and:

- 1) are covered by; and
- 2) meet the definition of disabled under;

a Group Disability Insurance Policy, issued by Us to Your Employer, Your coverage may be continued until the last day of the 12th month after the date You became disabled, as defined in the Group Disability Insurance Policy.

Period of Coverage

Sickness or Injury: If You are not Actively at Work due to sickness or Injury, all of Your coverage may be continued:

- 1) for a period of 12 consecutive months from the date You were last Actively at Work; or
- 2) if such absence results in a leave of absence in accordance with state and/or federal family and medical leave laws, then the combined continuation period will not exceed 12 consecutive months.

Family and Medical Leave: If You are granted a leave of absence, in writing, according to the Family and Medical Leave Act of 1993, or other applicable state or local law, Your coverage may be continued for up to 12 weeks, or longer if required by other applicable law, following the date Your leave commenced. If the leave of absence ends prior to the agreed upon date, this continuation will cease immediately.

Continuation for Dependent Child with Disabilities: *Will coverage for Dependent Child with Disabilities be continued?*

If Your Dependent Child reaches the age at which they would otherwise cease to be a Dependent as defined, and they are:

- 1) age 19 or older;
- 2) Disabled; and
- 3) primarily dependent upon You for financial support;

then Dependent Child coverage will not terminate solely due to age. However:

- 1) You must submit proof satisfactory to Us of such Dependent Child's disability within 31 days of the date he or she reaches such age; and
- 2) such Dependent Child must have become Disabled before attaining age 19.

Coverage under The Policy will continue as long as:

- 1) You remain insured;
- 2) the child continues to meet the required conditions; and
- 3) any required premium is paid when due.

However, no increase in the amount of Life Insurance for such Dependent Child will be available.

We have the right to require proof, satisfactory to Us, as often as necessary during the first two years of continuation, that the child continues to meet these conditions. We will not require proof more often than once a year after that.

Waiver of Premium: *Does coverage continue if I am Disabled?*

Waiver of Premium is a provision which allows You to continue Your and Your Dependent Life Insurance coverage without paying premium, while You are Disabled and qualify for Waiver of Premium.

If You qualify for Waiver of Premium, the amount of continued coverage:

- 1) will be the amount in force on the date You cease to be an Active Employee;
- 2) will be subject to any reductions provided by The Policy; and
- 3) will not increase.

Eligible Coverages: *What coverages are eligible under this provision?*

This provision applies only to:

- 1) Your Basic Life Insurance;
- 2) Your Supplemental Life Insurance; and
- 3) Basic and Supplemental Dependent Life Insurance.

You are not eligible to apply for both the Portability Benefit and Waiver of Premium for the same coverage amount for You or Your Dependent.

Period of Coverage

Disabled: *What does Disabled mean?*

Disabled means You are prevented by Injury or sickness from doing any work for which You are, or could become, qualified by:

- 1) education;
- 2) training; or
- 3) experience.

In addition, You will be considered Disabled if You have been diagnosed with a life expectancy of 24 months or less.

Conditions for Qualification: *What conditions must I satisfy before I qualify for this provision?*

To qualify for Waiver of Premium You must:

- 1) be covered under The Policy and be under age 60 when You become Disabled;
- 2) be Disabled and provide Proof of Loss that You have been Disabled for six consecutive months, starting on the date You were last Actively at Work; and
- 3) provide such proof within one year of Your last day of work as an Active Employee.

In any event, You must have been Actively at Work under The Policy to qualify for Waiver of Premium.

When Premiums are Waived: *When will premiums be waived?*

If We approve Waiver of Premium, We will notify You of the date We will begin to waive premium. In any case, We will not waive premiums for the first six months You are Disabled. We have the right to:

- 1) require Proof of Loss that You are Disabled; and
- 2) have You examined at reasonable intervals during the first two years after receiving initial Proof of Loss, but not more than once a year after that.

If You fail to submit any required Proof of Loss or refuse to be examined as required by Us, then Waiver of Premium ceases.

However, if We deny Waiver of Premium, You may be eligible to:

- 1) continue coverage under the Portability Benefit; or
- 2) convert coverage in accordance with the Conversion Right;

for You and Your Dependent.

If You cease to be Disabled and return to work for a total of five days or less during the first six months that You are Disabled, the six month waiting period will not be interrupted. Except for the five days or less that You worked, You must be Disabled by the same condition for the total six month period. If You return to work for more than five days, You must satisfy a new waiting period.

Benefit Payable before Approval of Waiver of Premium: *What if I die or my Dependent dies before I qualify for Waiver of Premium?*

If You or Your Dependent die within one year of Your last day of work as an Active Employee, but before You qualify for Waiver of Premium, We will pay the amount of Life Insurance which is in force for the deceased person provided:

- 1) You were continuously Disabled;
- 2) the disability lasted or would have lasted six months or more; and
- 3) premiums had been paid for coverage.

Waiver Ceases: *When will Waiver of Premium cease?*

We will waive premium payments and continue Your coverage, while You remain Disabled, until the date You attain age 65 if Disabled prior to age 60.

Period of Coverage

We will waive premium payments for Your Dependent Life Insurance and continue such coverage, while You remain Disabled, until the earliest of the date:

- 1) You die;
- 2) You no longer qualify for Waiver of Premium;
- 3) The Policy terminates;
- 4) Your Dependent is no longer in an Eligible Class or Dependent coverage is no longer offered;
or
- 5) Your Dependent no longer meets the definition of Dependent.

What happens when Waiver of Premium ceases?

When the Waiver of Premium ceases:

- 1) if You return to work in an Eligible Class, as an Active Employee, then You may again be eligible for coverage for Yourself and Your Dependent as long as premiums are paid when due; or
- 2) if You do not return to work in an Eligible Class, coverage will end and You may be eligible to exercise the Conversion Right for You and Your Dependent if You do so within the time limits described in such provision. The amount of Life Insurance that may be converted will be subject to the terms and conditions of the Conversion Right. Portability will not be available.

Effect of Policy Termination: *What happens to the Waiver of Premium if The Policy terminates?*

If The Policy terminates before You qualify for Waiver of Premium:

- 1) You may be eligible to exercise the Conversion Right, provided You do so within the time limits described in such provision; and
- 2) You may still be approved for Waiver of Premium if You qualify.

If The Policy terminates after You qualify for Waiver of Premium:

- 1) Your Dependent coverage will terminate; and
- 2) Your coverage under the terms of this provision will not be affected.

Benefits

Life Insurance Benefit: *When is the Life Insurance Benefit payable?*

If You or Your Dependent die while covered under The Policy, We will pay the deceased person's Life Insurance Benefit after We receive Proof of Loss, in accordance with the Proof of Loss provision.

The Life Insurance Benefit will be paid according to the General Provisions of The Policy.

Suicide: *What benefit is payable if death is a result of suicide?*

If You or Your Dependent commit suicide while sane or insane, We will not pay any amount of Life Insurance or amount of Dependent Life Insurance for the deceased person which was elected within the two year period immediately prior to the date of death. This applies to initial coverage and elected increases in coverage. It does not apply to benefit increases that resulted solely due to an increase in Earnings.

This two year period includes the time group life insurance coverage was in force under the Prior Policy.

Accelerated Benefit: *What is the benefit?*

In the event that You or Your Dependent are diagnosed as Terminally Ill, and You request in writing that a portion of the Terminally Ill person's amount of Life Insurance be paid as an Accelerated Benefit while the Terminally Ill person is:

- 1) covered under The Policy for an amount of Life Insurance of at least \$10,000; and
- 2) under age 60;

We will pay the Accelerated Benefit Amount as shown below, provided We receive proof of such Terminal Illness.

The amount of Life Insurance payable upon the Terminally Ill person's death will be reduced by any Accelerated Benefit Amount paid under this benefit.

You may request a minimum Accelerated Benefit Amount of \$3,000, and a maximum of \$232,500. However, in no event will the Accelerated Benefit Amount exceed 75% of the Terminally Ill person's amount of Life Insurance. This option may be exercised only once for You and only once for each of Your Dependents.

For example, if You are covered for a Life Insurance Benefit Amount under The Policy of \$10,000 and are Terminally Ill, You can request any portion of the amount of Life Insurance Benefits from \$3,000 to \$7,500 to be paid now instead of to Your beneficiary upon death. However, if You decide to request only \$3,000 now, You cannot request the additional \$4,500 in the future.

A person who submits proof satisfactory to Us of his or her Terminal Illness will also meet the definition of Disabled for Waiver of Premium.

Any benefits received under this benefit may be taxable. You should consult a personal tax advisor for further information.

In the event:

- 1) You are required by law to accelerate benefits to meet the claims of creditors; or
- 2) if a government agency requires You to apply for benefits to qualify for a government benefit or entitlement;

You will still be required to satisfy all the terms and conditions herein in order to receive an Accelerated Benefit.

If You have executed an assignment of rights and interest with respect to Your or Your Dependent amount of Life Insurance, in order to receive the Accelerated Benefit, We must receive a release from the assignee before any benefits are payable.

Terminal Illness or Terminally Ill means a life expectancy of 24 months or less.

Benefits

Proof of Terminal Illness and Examinations: *Must proof of Terminal Illness be submitted?*

We reserve the right to require satisfactory Proof of Terminal Illness on an ongoing basis. Any diagnosis submitted must be provided by a Physician.

If You or Your Dependent do not submit proof of Terminal Illness satisfactory to Us, or if You or Your Dependent refuse to be examined by a Physician, as We may require, then We will not pay an Accelerated Benefit.

No Longer Terminally Ill: *What happens to my coverage if I am no longer Terminally Ill or my Dependent is no longer Terminally Ill?*

If You or Your Dependent are diagnosed by a Physician as no longer Terminally Ill and:

- 1) are in an Eligible Class, coverage will remain in force, provided premium is paid;
- 2) are not in an Eligible Class, but You continue to meet the definition of Disabled, coverage will remain in force, subject to the Waiver of Premium provision; or
- 3) are not in an Eligible Class, but You do not continue to meet the definition of Disabled, coverage will end and You may be eligible to exercise the Conversion Right, if You do so within the time limits described in such provision.

In any event, the amount of coverage will be reduced by the Accelerated Benefit paid.

Conversion Right: *If coverage under The Policy ends, do I have a right to convert?*

If Life Insurance coverage or any portion of it under The Policy ends for any reason, You and Your Dependent may have the right to convert the coverage that terminated to an individual conversion policy without providing Evidence of Insurability. Conversion is not available for:

- 1) the Accidental Death and Dismemberment Insurance Benefits; or
- 2) any amount of Life Insurance for which You or Your Dependent were not eligible and covered; under The Policy.

If coverage under The Policy ends because:

- 1) The Policy is terminated; or
- 2) coverage for an Eligible Class is terminated;

then You or Your Dependent must have been insured under The Policy for five years or more, in order to be eligible to convert coverage. The amount which may be converted under these circumstances is limited to the lesser of:

- 1) \$10,000; or
- 2) the Life Insurance Benefit under The Policy less any amount of Life Insurance for which You or Your Dependent may become eligible under any group life insurance policy issued or reinstated within 31 days of termination of group life coverage.

If coverage under The Policy ends for any other reason, the full amount of coverage which ended may be converted.

Insurer, as used in this provision, means Us or another insurance company which has agreed to issue conversion policies according to this Conversion Right.

Conversion: *How do I convert my coverage or my Dependent coverage?*

To convert Your coverage or coverage for Your Dependent, You must complete a Notice of Conversion Right form. The Insurer must receive this within 31 days after Life Insurance terminates.

After the Insurer verifies eligibility for coverage, the Insurer will send You a Conversion Policy proposal. You must:

- 1) complete and return the request form in the proposal; and
- 2) pay the required premium for coverage;

within the time period specified in the proposal.

Benefits

Any individual policy issued to You or Your Dependent under the Conversion Right:

- 1) will be effective as of the 32nd day after the date coverage ends; and
- 2) will be in lieu of coverage for this amount under The Policy.

Conversion Policy Provisions: *What are the Conversion Policy Provisions?*

The Conversion Policy will:

- 1) be issued on one of the Life Insurance policy forms the Insurer is issuing for this purpose at the time of conversion; and
- 2) base premiums on the Insurer's rates in effect for new applicants of Your class and age at the time of conversion.

The Conversion Policy will not provide:

- 1) the same terms and conditions of coverage as The Policy;
- 2) any benefit other than the Life Insurance Benefit; and
- 3) term insurance.

However, Conversion is not available for any amount of Life Insurance which was, or is being, continued:

- 1) in accordance with the Waiver of Premium provision;
- 2) under a certificate of insurance issued in accordance with the Portability provision; or
- 3) in accordance with the Continuation Provisions;

until such coverage ends.

Death within the Conversion Period: *What if I or my Dependent die before coverage is converted?*

We will pay the deceased person's amount of Life Insurance You would have had the right to apply for under this provision if:

- 1) coverage under The Policy terminates;
- 2) You or Your Dependent die within 31 days of the date coverage terminates; and
- 3) We receive Proof of Loss.

If the Conversion Policy has already taken effect, no Life Insurance Benefit will be payable under The Policy for the amount converted.

Effect of Waiver of Premium on Conversion: *What happens to the Conversion Policy if Waiver of Premium is later approved?*

If You apply and are approved for Waiver of Premium after an individual Conversion Policy has been issued, any benefit payable at Your or Your Dependent's death under The Policy will be paid only if the individual Conversion Policy is surrendered.

Portability Benefits: *What is Portability?*

Portability is a provision which allows You and Your Dependent to continue coverage under a Group Portability policy when coverage would otherwise end due to certain Qualifying Events. Portability applies to Supplemental Life Insurance and Supplemental Dependent Life Insurance only.

Qualifying Events: *What are Qualifying Events?*

Qualifying Events for You are:

- 1) Your employment terminates, for any reason prior to Normal Retirement Age; or
- 2) Your membership in an Eligible Class under The Policy ends.

Benefits

Qualifying Events for Your Dependent are:

- 1) Your Employment terminates, for any reason prior to Normal Retirement Age;
- 2) Your death;
- 3) Your membership in a class eligible for Dependent coverage ends; or
- 4) he or she no longer meets the definition of Dependent. However, a Dependent Child who reaches the limiting age under The Policy is not eligible for Portability.

Electing Portability: *How do I elect Portability?*

You may elect Portability for Your coverage after Your Supplemental coverage ends because You had a Qualifying Event. You may also elect Portability for Your Dependent coverage if Your Dependent has a Qualifying Event. The Policy must still be in force in order for Portability to be available.

In order for Dependent Child coverage to be continued under this provision, You or Your Spouse must elect to continue coverage.

To elect Portability for You or Your Dependent, You must:

- 1) complete and have Your Employer sign a Portability application; and
- 2) submit the application to Us, with the required premium.

This must be received within:

- 1) 31 days after Life Insurance terminates; or
- 2) 15 days from the date Your Employer signs the application;

whichever is later. However, Portability requests will not be accepted if they are received more than 91 days after Life Insurance terminates.

After We verify eligibility for coverage, We will issue a certificate of insurance under a Portability policy. The Portability coverage will be:

- 1) issued without Evidence of Insurability;
- 2) issued on one of the forms then being issued by Us for Portability purposes; and
- 3) effective on the day following the date Your or Your Dependent coverage ends.

The terms and conditions of coverage under the Portability policy will not be the same terms and conditions that are applicable to coverage under The Policy.

Limitations: *What limitations apply to this benefit?*

You may elect to continue 50%, 75% or 100% of the amount of Life Insurance which is ending for You or Your Dependent. This amount will be rounded to the next higher multiple of \$1,000, if not already a multiple of \$1,000. However, the amount of Life Insurance that may be continued will not exceed:

- 1) \$300,000 for You;
- 2) \$50,000 for Your Spouse; or
- 3) \$10,000 for Your Dependent Child.

If You elect to continue 50% or 75% now, You may not continue any portion of the remaining amount under this Portability provision at a later date. In no event will You or Your Dependent be able to continue an amount of Life Insurance which is less than \$5,000.

Portability is not available for any amount of Life Insurance for which You or Your Dependent were not eligible and covered.

In addition, Portability is not available if You or Your Dependent are entering active military service.

Benefits

Effect of Portability on other Provisions: *How does Portability affect other provisions?*

Portability is not available for any amount of Life Insurance which was, or is being, continued in accordance with the:

- 1) Conversion Right;
- 2) Waiver of Premium provision; or
- 3) Continuation Provisions;

under The Policy. However, if:

- 1) You elect to continue only a portion of terminated coverage under this Portability provision; or
- 2) the amount of Life Insurance exceeds the maximum Portability amount;

then the Conversion Right may be available for the remaining amount.

The Waiver of Premium provision will not be available if You elect to continue coverage under this Portability provision.

Accidental Death and Dismemberment Insurance Benefit: *When is the Accidental Death and Dismemberment Insurance Benefit payable?*

If You sustain an Injury which results in any of the following Losses within 365 days of the date of accident, We will pay Your amount of Principal Sum, or a portion of such Principal Sum, as shown opposite the Loss, after We receive Proof of Loss in accordance with the Proof of Loss provision.

This Benefit will be paid according to the General Provisions of The Policy.

We will not pay more than the Principal Sum, to any one person, for all Losses due to the same accident. Your amount of Principal Sum is shown in the Schedule of Insurance.

For Loss of:

Life	Principal Sum
Both Hands or Both Feet or Sight of Both Eyes	Principal Sum
One Hand and One Foot	Principal Sum
Speech and Hearing in Both Ears	Principal Sum
Either Hand or Foot and Sight of One Eye	Principal Sum
Movement of Both Upper and Lower Limbs (Quadriplegia)	Principal Sum
Movement of Both Lower Limbs (Paraplegia)	Three-Quarters of Principal Sum
Movement of Three Limbs (Triplegia)	Three-Quarters of Principal Sum
Movement of the Upper and Lower Limbs of One Side of the Body (Hemiplegia)	One-Half of Principal Sum
Either Hand or Foot	One-Half of Principal Sum
Sight of One Eye	One-Half of Principal Sum
Speech or Hearing in Both Ears	One-Half of Principal Sum
Movement of One Limb (Uniplegia)	One-Quarter of Principal Sum
Thumb and Index Finger of Either Hand	One-Quarter of Principal Sum

Loss means with regard to:

- 1) hands and feet, actual severance through or above wrist or ankle joints;
- 2) sight, speech and hearing, entire and irrecoverable loss thereof;
- 3) thumb and index finger, actual severance through or above the metacarpophalangeal joints; or
- 4) movement, complete and irreversible paralysis of such limbs.

Exposure and Disappearance: *What if Loss is due to exposure or disappearance?*

Exposure to the elements will be presumed to be Injury if:

- 1) it results from the forced landing, stranding, sinking or wrecking of a conveyance in which You were an occupant at the time of the accident; and
- 2) The Policy would have covered an Injury resulting from the accident.

Benefits

We will presume that You suffered Loss of life if:

- 1) Your body has not been found within one year after the disappearance of a conveyance in which You were an occupant at the time of its disappearance;
- 2) the disappearance of the conveyance was due to its accidental forced landing, stranding, sinking or wrecking; and
- 3) The Policy would have covered Injury resulting from the accident.

Seat Belt and Air Bag Benefit: *When is the Seat Belt and Air Bag Benefit payable?*

If You sustain an Injury that results in a Loss payable under the Accidental Death and Dismemberment Insurance Benefit, We will pay an additional Seat Belt and Air Bag Benefit if the Injury occurred while You were:

- 1) a passenger riding in; or
- 2) the licensed operator of;

a properly registered Motor Vehicle and were wearing a Seat Belt at the time of the Accident as verified on the police accident report.

This Benefit will be paid:

- 1) after We receive Proof of Loss, in accordance with the Proof of Loss provision; and
- 2) according to the General Provisions of The Policy.

If a Seat Belt Benefit is payable, We will also pay an Air Bag Benefit if You were:

- 1) positioned in a seat equipped with a factory-installed Air Bag; and
- 2) properly strapped in the Seat Belt when the Air Bag inflated.

The Seat Belt Benefit is the lesser of:

- 1) an amount resulting from multiplying Your amount of Principal Sum by the Seat Belt Benefit Percentage; or
- 2) the Maximum Amount for this Benefit.

The Air Bag Benefit is the lesser of:

- 1) an amount resulting from multiplying Your amount of Principal Sum by the Air Bag Benefit Percentage; or
- 2) the Maximum Amount for this Benefit.

If it cannot be determined that You were wearing a Seat Belt at the time of Accident, a Minimum Benefit will be payable under the Seat Belt Benefit.

Accident, for the purpose of this Benefit only, means the unintentional collision of a Motor Vehicle during which You were wearing a Seat Belt.

Air Bag means an inflatable supplemental passive restraint system installed by the manufacturer of the Motor Vehicle or its proper replacement parts installed as required by the Motor Vehicle's manufacturer's specifications that inflates upon collision to protect an individual from Injury and death. An Air Bag is not considered a Seat Belt.

Seat Belt means an unaltered belt, lap restraint, or lap and shoulder restraint installed by the manufacturer of the Motor Vehicle, or proper replacement parts installed as required by the Motor Vehicle's manufacturer's specifications.

The specific amounts for this Benefit are shown in the Schedule of Insurance.

Benefits

Repatriation Benefit: *When is the Repatriation Benefit payable?*

If You sustain an Injury that results in Loss of life payable under the Accidental Death and Dismemberment Insurance Benefit, We will pay an additional Repatriation Benefit, if the death occurs outside the territorial limits of the state or country of Your place of permanent residence.

This Benefit will be paid:

- 1) after We receive Proof of Loss, in accordance with the Proof of Loss provision; and
- 2) according to the General Provisions of The Policy.

The Repatriation Benefit will pay the least of:

- 1) the actual expenses incurred for:
 - a) preparation of the body for burial or cremation; and
 - b) transportation of the body to the place of burial or cremation;
- 2) the amount resulting from multiplying Your amount of Principal Sum by the Repatriation Benefit Percentage; or
- 3) the Maximum Amount for this Benefit.

The specific amounts for this Benefit are shown in the Schedule of Insurance.

Child Education Benefit: *When is the Child Education Benefit payable?*

If You sustain an Injury that results in Loss of life payable under the Accidental Death and Dismemberment Insurance Benefit, We will pay an additional Child Education Benefit to Your Child.

This Benefit will be paid:

- 1) after We receive proof that Your Child qualifies as a Student, as defined in this Benefit; and
- 2) according to the General Provisions of The Policy.

If You die, the Child Education Benefit provides an annual amount equal to the lesser of:

- 1) the amount resulting from multiplying Your amount of Principal Sum by the Child Education Percentage; or
- 2) the Maximum Amount for this Benefit.

The Child Education Benefit is payable to each of Your Children:

- 1) on the date; and
- 2) for whom;

We have received proof satisfactory to Us that he or she is a Student.

If he or she is a minor, We will pay the benefit to the Student's legal guardian.

We will pay the Child Education Benefit to a qualifying Student until the first to occur of:

- 1) Our payment of the fourth Child Education Benefit to or on behalf of that person; or
- 2) the end of the 12th consecutive month during which We have not received proof satisfactory to Us that he or she is a Student.

We will not pay more than one Child Education Benefit to any one Student during any one school year.

We will pay the Minimum Amount for this Benefit in accordance with the Claims to be Paid provision of The Policy if:

- 1) a Principal Sum is payable because of Your death; and
- 2) no person qualifies as a Student.

Benefits

Student means Your Child who on the date of Your death:

- 1) is a full-time (at least 12 course credit hours per semester) post-high school student at an accredited institution of learning on the date of Your death; or
- 2) became a full-time (at least 12 course credit hours per semester) post-high school student at an accredited institution of learning within 365 days after Your death and was a student in the 12th grade on the date of Your death.

If the institution establishes full-time status in any other manner, We reserve the right to determine whether the student qualifies as a Student.

Child means Your unmarried child, stepchild, legally adopted child, child in the process of adoption or foster child who is less than age 21 who:

- 1) regularly attends an accredited institution of learning; and
- 2) is primarily dependent on You for financial support and maintenance.

The specific amounts for this Benefit are shown in the Schedule of Insurance.

Day Care Benefit: *When is the Day Care Benefit payable?*

If You sustain an Injury that results in Loss of life payable under the Accidental Death and Dismemberment Insurance Benefit, We will pay an additional Day Care Benefit for each of Your Children if such Child is under age seven at the time of Your death.

This Benefit will be paid:

- 1) after We receive proof of enrollment in a Day Care Program as described in this Benefit; and
- 2) according to the General Provisions of The Policy.

We will make one Day Care Benefit payment each year, for a maximum of four Day Care Benefit payments, for each Child. The Benefit will be paid to the person who has primary responsibility for the Child's Day Care expenses.

Proof of enrollment satisfactory to Us for each Child in a Day Care Program includes, but will not be limited to, the following:

- 1) a copy of the Child's approved enrollment application in a Day Care Program;
- 2) cancelled check(s) evidencing payment to a Day Care facility or Day Care provider; or
- 3) a letter from the Day Care facility or Day Care provider stating that the Child:
 - a) is attending a Day Care Program; or
 - b) has been enrolled in a Day Care Program and will be attending within 365 days of the date of the death.

Proof of enrollment must be sent to Us prior to the last day of the 12th month following the date of death.

If You die, the Day Care Benefit provides an annual amount equal to the lesser of:

- 1) the amount resulting from multiplying Your amount of Principal Sum by the Day Care Benefit; or
- 2) the Maximum Amount for this Benefit.

We will pay the Minimum Amount for this Benefit in accordance with the Claims to be Paid provision for payment of benefits for Loss of life if:

- 1) a Principal Sum is payable because of Your death; and
- 2) no person qualifies as a Child eligible for the Day Care Benefit.

Benefits

Day Care or Day Care Program means a program of child care which:

- 1) is operated in a private home, school or other facility;
- 2) provides, and makes a charge for, the care of children;
- 3) is licensed as a day care center or is operated by a licensed day care provider, if such licensing is required by the state or jurisdiction in which it is located; or
- 4) if licensing is not required, provides child care on a daily basis for 12 months a year.

Child means Your unmarried child, stepchild, legally adopted child, child in the process of adoption or foster child who is less than age seven and primarily dependent on You for financial support and maintenance.

The specific amounts for this Benefit are shown in the Schedule of Insurance.

Rehabilitation Benefit: *When is the Rehabilitation Benefit payable?*

If You sustain an Injury which results in a Loss other than Loss of life, payable under the Accidental Death and Dismemberment Insurance Benefit, We will pay an additional Rehabilitation Benefit for Rehabilitative Program Expenses Incurred within one year of the date of accident.

This Benefit will be paid:

- 1) after We receive proof of Expenses Incurred for a Rehabilitative Program, in accordance with the Proof of Loss provision; and
- 2) according to the General Provisions of The Policy.

The Rehabilitation Benefit provides an amount equal to the least of:

- 1) the actual Expense Incurred for a Rehabilitative Program;
- 2) the amount resulting from multiplying Your amount of Principal Sum by the Rehabilitation Benefit Percentage; or
- 3) the Maximum Amount for this Benefit.

Rehabilitative Program means any training which:

- 1) is required due to Your Injury; and
- 2) prepares You for an occupation for which You were not previously trained.

Expense Incurred means the actual cost of:

- 1) training; and
- 2) materials needed for the training.

The specific amounts for this Benefit are shown in the Schedule of Insurance.

Coma Benefit: *When is the Coma Benefit payable?*

If, as a result of an Injury, You:

- 1) are in a Coma within 31 days from the date of accident; and
- 2) remain continuously in a Coma for at least the number of days shown as the Waiting Period;

We will pay 1% of the Coma Maximum Benefit Amount for each month after the Waiting Period that You remain in a Coma.

This Benefit will be paid:

- 1) after We receive Proof of Loss, in accordance with the Proof of Loss provision; and
- 2) according to the General Provisions of The Policy.

We will pay the benefit until the earliest to occur of:

- 1) the end of the month in which You die;
- 2) the end of the month in which You recover from the Coma; or
- 3) when the total payment equals the Coma Maximum Benefit Amount.

Benefits

The Coma Maximum Benefit equals Your amount of Principal Sum less all other payments under The Policy for the Injury.

Coma means complete and continuous:

- 1) unconsciousness; and
- 2) inability to respond to external or internal stimuli, as verified by a Physician.

The specific amounts for this Benefit are shown in the Schedule of Insurance.

Exclusions: *What is not covered under The Policy?* (Applies to Accidental Death and Dismemberment Insurance only)

The Policy does not cover any Loss caused or contributed by:

- 1) intentionally self-inflicted Injury;
- 2) suicide or attempted suicide, whether sane or insane;
- 3) war or act of war, whether declared or not;
- 4) Injury sustained while on full-time active duty as a member of the armed forces (land, water, air) of any country or international authority;
- 5) Injury sustained while taking drugs, including but not limited to sedatives, narcotics, barbiturates, amphetamines, or hallucinogens, unless as prescribed by or administered by a Physician;
- 6) Injury sustained while committing or attempting to commit a felony;
- 7) Injury sustained while Intoxicated; or
- 8) Injury sustained while driving while Intoxicated.

Intoxicated means:

- 1) the blood alcohol content;
- 2) the results of other means of testing blood alcohol level; or
- 3) the results of other means of testing other substances;

that meet or exceed the legal presumption of intoxication, or under the influence, under the law of the state where the accident occurred.

General Provisions

Notice of Claim: *When should I notify The Company of a claim?*

You, or the person who has the right to claim benefits, must give Us written notice of a claim within 30 days after:

- 1) the date of death; or
- 2) the date of Loss.

If notice cannot be given within that time, it must be given as soon as reasonably possible after that. Such notice must include the claimant's name, address and the Policy Number.

Claim Forms: *Are special forms required to file a claim?*

Within 15 days of receiving a Notice of Claim, We will send forms to the claimant to provide Proof of Loss. If We do not send the forms within 15 days, any other written proof which fully describes the nature and extent of the claim may be submitted.

Proof of Loss: *What is Proof of Loss?*

Proof of Loss may include, but is not limited to, the following:

- 1) a completed claim form;
- 2) a certified copy of the death certificate (if applicable);
- 3) Your enrollment form;
- 4) Your beneficiary designation (if applicable);
- 5) if applicable, documentation of:
 - a) the date Your disability began;
 - b) the cause of Your disability; and
 - c) the prognosis of Your disability;
- 6) any and all medical information, including x-ray films and photocopies of medical records, including histories, physical, mental or diagnostic examinations and treatment notes;
- 7) the names and addresses of all:
 - a) Physicians or other qualified medical professionals You have consulted;
 - b) hospitals or other medical facilities in which You have been treated; and
 - c) pharmacies which have filled Your prescriptions within the past three years;
- 8) Your signed authorization for Us to obtain and release medical, employment and financial information; or
- 9) any additional information required by Us to adjudicate the claim.

All proof submitted must be satisfactory to Us.

Sending Proof of Loss: *When must Proof of Loss be given?*

Written Proof of Loss should be sent to Us:

- 1) with respect to the Life Insurance Benefits, within 90 days; and
- 2) with respect to the Accidental Death and Dismemberment Insurance Benefits, within two months;

after the Loss. However, all claims should be submitted to Us within 90 days of the date coverage ends.

If proof is not given by the time it is due, it will not affect the claim if:

- 1) it was not possible to give proof within the required time; and
- 2) proof is given as soon as possible; but
- 3) not later than one year after it is due unless You, or the person who has the right to claim benefits, are not legally competent.

Physical Examination and Autopsy: *Can We have a claimant examined or request an autopsy?*

While a claim is pending We have the right at Our expense:

- 1) to have the person who has a Loss examined by a Physician when and as often as We reasonably require; and
- 2) to have an autopsy performed in case of death where it is not forbidden by law.

General Provisions

Claim Payment: *When are benefit payments issued?*

When We determine that benefits are payable, We will pay the benefits due in accordance with the Claims to be Paid provision, but not more than 30 days after such Proof of Loss is received.

Claims to be Paid: *To whom will benefits for my claim be paid?*

Life Insurance Benefits and benefits for Loss of life under the Accidental Death and Dismemberment Insurance Benefits will be paid in accordance with the life insurance beneficiary designation.

If no beneficiary is named, or if no named beneficiary survives You, We may, at Our option, pay:

- 1) the executors or administrators of Your estate;
- 2) all to Your surviving Spouse;
- 3) if Your Spouse does not survive You, in equal shares to Your surviving Children; or
- 4) if no Child survives You, in equal shares to Your surviving parents.

In addition, We may, at Our option, pay a portion of Your Life Insurance Benefit up to \$500 to any person equitably entitled to payment because of expenses from Your burial. Payment to any person, as shown above, will release Us from liability for the amount paid.

If any beneficiary is a minor, We may pay his or her share, until a legal guardian of the minor's estate is appointed, to a person who at Our option and in Our opinion is providing financial support and maintenance for the minor. We will pay:

- 1) \$200 at Your death; and
- 2) monthly installments of not more than \$200.

Payment to any person as shown above will release Us from all further liability for the amount paid.

We will pay the Life Insurance Benefit at Your Dependent's death to You, if living. Otherwise, it will be paid, at Our option, to Your surviving Spouse or the executor or administrator of Your estate.

We will make any payments, other than for Loss of life, to You. We may make any such payments owed at Your death to Your estate. If any payment is owed to:

- 1) Your estate;
- 2) a person who is a minor; or
- 3) a person who is not legally competent;

then We may pay up to \$1,000 to a person who is related to You and who, at Our sole discretion, is entitled to it. Any such payment shall fulfill Our responsibility for the amount paid.

Beneficiary Designation: *How do I designate or change my beneficiary?*

You may designate or change a beneficiary by doing so in writing on a form satisfactory to Us and filing the form with the Employer. Only satisfactory forms sent to the Employer prior to Your death will be accepted.

Beneficiary designations will become effective as of the date You signed and dated the form, even if You have since died. We will not be liable for any amounts paid before receiving notice of a beneficiary change from the Employer.

In no event may a beneficiary be changed by a power of attorney.

Claim Denial: *What notification will my beneficiary or I receive if a claim is denied?*

If a claim for benefits is wholly or partly denied, You or Your beneficiary will be furnished with written notification of the decision. This written notification will:

- 1) give the specific reason(s) for the denial;
- 2) make specific reference to the provisions upon which the denial is based;
- 3) provide a description of any additional information necessary to perfect a claim and an explanation of why it is necessary; and
- 4) provide an explanation of the review procedure.

General Provisions

Claim Appeal: *What recourse will my beneficiary or I have if a claim is denied?*

On any claim, the claimant or his or her representative may appeal to Us for a full and fair review. To do so, he or she:

- 1) must request a review upon written application within:
 - a) 180 days of receipt of claim denial if the claim requires Us to make a determination of disability; or
 - b) 60 days of receipt of claim denial if the claim does not require Us to make a determination of disability; and
- 2) may request copies of all documents, records and other information relevant to the claim; and
- 3) may submit written comments, documents, records and other information relating to the claim.

We will respond in writing with Our final decision on the claim.

Policy Interpretation: *Who interprets policy terms and conditions?*

We have full discretion and authority to determine eligibility for benefits and to construe and interpret all terms and provisions of The Policy. This provision applies where the interpretation of The Policy is governed by the Employee Retirement Income Security Act of 1974, as amended (ERISA).

Incontestability: *When can The Policy be contested?*

Except for non-payment of premiums, the Life Insurance Benefit of The Policy cannot be contested after two years from the Policy Effective Date. This provision does not apply to the Accidental Death and Dismemberment Insurance Benefits.

In the absence of Fraud, no statement made by You relating to Your insurability will be used to contest the insurance for which the statement was made after the insurance has been in force for two years during Your lifetime. In order to be used, the statement must be in writing and signed by You.

No statement made relating to Your Dependent being insurable will be used to contest the insurance for which the statement was made after the insurance has been in force for two years during the Dependent's lifetime. In order to be used, the statement must be in writing and signed by You or Your representative.

Assignment: *Are there any rights of assignment?*

Except for the dismemberment benefits under the Accidental Death and Dismemberment Insurance Benefit, You have the right to absolutely assign all of Your rights and interest under The Policy including, but not limited to, the following:

- 1) the right to make any contributions required to keep the insurance in force;
- 2) the right to convert; and
- 3) the right to name and change a beneficiary.

We will recognize any absolute assignment made by You under The Policy, provided:

- 1) it is duly executed; and
- 2) a copy is acknowledged and on file with Us.

We and the Policyholder assume no responsibility:

- 1) for the validity or effect of any assignment; or
- 2) to provide any assignee with notices which We may be obligated to provide to You.

You do not have the right to collaterally assign Your rights and interest under The Policy.

General Provisions

Legal Actions: *When can legal action be taken?*

Legal action cannot be taken against Us:

- 1) sooner than 60 days after the date written Proof of Loss is furnished; or
- 2) three years after the date Proof of Loss is required to be furnished according to the terms of The Policy.

Workers' Compensation: *How does The Policy affect Workers' Compensation coverage?*

The Policy does not replace Workers' Compensation or affect any requirement for Workers' Compensation coverage.

Insurance Fraud: *How does The Company deal with fraud?*

Insurance fraud occurs when You, Your Dependent and/or Your Employer provide Us with false information or file a claim for benefits that contains any false, incomplete or misleading information with the intent to injure, defraud or deceive Us. It is a crime if You, Your Dependent and/or Your Employer commit insurance fraud. We will use all means available to Us to detect, investigate, deter and prosecute those who commit insurance fraud. We will pursue all available legal remedies if You, Your Dependent and/or Your Employer perpetrate insurance fraud.

Misstatements: *What happens if facts are misstated?*

If material facts about You or Your Dependent were not stated accurately:

- 1) the premium may be adjusted; and
- 2) the true facts will be used to determine if, and for what amount, coverage should have been in force.



Symetra Life Insurance Company
777 108th Avenue NE, Suite 1200
Bellevue, WA 98004-5135

Telephone: 1-800-SYMETRA or 1-800-796-3872

Important information regarding your Certificate of Insurance:

This Certificate evidencing your insurance coverage is made available to you by your group insurance policyholder.

Symetra Life Insurance Company is only responsible for the accuracy of the Certificate which Symetra provides to the policyholder. The policyholder is **solely** responsible for the accuracy of the information contained herein.

From time to time your Certificate may be modified by Symetra, and an updated electronic Certificate will be made available to you by the policyholder. You are advised to periodically review your Certificate to ensure that you have the most current version.

You have the right to request a paper copy of your current Certificate at any time. If you wish to receive a paper copy of your Certificate you may obtain one by contacting the policyholder.

TEXAS TOLL-FREE TELEPHONE NUMBER AND INFORMATION AND COMPLAINT NOTICES

IMPORTANT NOTICE

To obtain information or make a complaint:

You may call Symetra's toll-free telephone number for information or to make a complaint at:

1-800-426-7784

You may contact the Texas Department of Insurance to obtain information on companies, coverages, rights or complaints at:

1-800-252-3439

You may write the Texas Department of Insurance:

P.O. Box 149104
Austin, TX 78714-9104
FAX: (512) 490-1007
Web: www.tdi.texas.gov
E-mail: ConsumerProtection@tdi.texas.gov

PREMIUM OR CLAIM DISPUTES:

Should you have a dispute concerning your premium or about a claim, you should contact Symetra first. If the dispute is not resolved, you may contact the Texas Department of Insurance.

ATTACH THIS NOTICE TO YOUR POLICY:

This notice is for information only and does not become a part or condition of the attached document.

AVISO IMPORTANTE

Para obtener informacion o para presentar una queja:

Usted puede llamar al número de teléfono gratuito de Symetra para información o para someter una queja al:

1-800-426-7784

Usted puede comunicarse con el Departamento de Seguros de Texas para obtener información sobre compañías, coberturas, derechos, o quejas al:

1-800-252-3439

Usted puede escribir al Departamento de Seguros de Texas a:

P.O. Box 149104
Austin, TX 78714-9104
FAX: (512) 490-1007
Web: www.tdi.texas.gov
E-mail: ConsumerProtection@tdi.texas.gov

DISPUTAS POR PRIMAS DE SEGUROS O RECLAMACIONES:

Si tiene una disputa relacionada con su prima de seguro o con una reclamación, usted debe comunicarse con la compañía primero. Si la disputa no se resuelve, puede comunicarse con el Departamento de Seguros de Texas.

ADJUNTE ESTE AVISO A SU PÓLIZA:

Este aviso es solamente para propósitos informativos y no se convierte en parte o en condición del documento adjunto.



Symetra Life Insurance Company
777 108th Avenue NE, Suite 1200
Bellevue, WA 98004-5135

Telephone: 1-800-SYMETRA or 1-800-796-3872

EMPLOYEE ACCELERATED BENEFIT INSURANCE WHAT YOU SHOULD KNOW

DISCLOSURE: The accelerated benefit offered under this policy may or may not qualify for favorable tax treatment under the Internal Revenue Code of 1986. Favorable tax treatment would allow the benefits to be excluded from your income subject to federal taxation, and would depend upon factors such as your life expectancy at the time benefits are accelerated or whether you use the benefits to pay for necessary long-term care expenses, such as nursing home care. Due to the complexity of tax laws, you are advised to consult with a qualified tax advisor about circumstances under which you could receive acceleration-of-life-insurance benefits excludable from income under federal law.

Receipt of accelerated benefits may affect your, your spouse's or your family's eligibility for public assistance programs such as medical assistance (Medicaid), Aid to Families with Dependent Children (AFDC), Supplemental Social Security Income (SSI), and drug assistance programs. You are advised to consult with a qualified tax advisor and with social service agencies concerning how receipt of such a payment will affect your, your spouse's and your family's eligibility for public assistance.

Symetra Life Insurance Company (Symetra Life) will pay the Accelerated Benefit subject to the terms of the Employee Accelerated Benefit Insurance provisions and all other provisions of the group policy. These provisions are on the LGC 13500-BEN pages of your Employee Certificate. Please read your Employee Certificate carefully.

Briefly, however, the Accelerated Benefit is available when you have given Symetra Life satisfactory evidence, including a licensed physician's certificate, you have 24 months or less to live. Symetra Life may require the physician's certificate to be from a physician that Symetra Life chooses.

Payment of the Accelerated Benefit will affect the death benefit. Any Accelerated Benefit amount paid will be paid to you in a lump sum. The amount of insurance will be reduced by the amount of the lump sum payment.

For example:

For an employee with an amount of insurance of \$10,000 who chooses the 50% accelerated benefit option:

\$ 10,000	amount of insurance in force before accelerated benefit payment
- \$ 5,000	amount of accelerated benefit payment
\$ 5,000	amount of insurance remaining after accelerated benefit payment



Symetra Life Insurance Company
777 108th Avenue NE, Suite 1200
Bellevue, Washington 98004-5135
(An insurance company)

Incorporation Provision

Beneficiary Companion, Travel Assistance and Identity Theft Resolution Services Policy Rider

Rider Number: 1
Policyholder: Williamson County
Policy Number: 01 016850 00

The following provision is hereby added to the above-referenced Group Policy and Certificate of Insurance. This Rider does not vary, waive, alter or extend any of the terms, conditions or provisions of The Policy.

Noninsurance Benefits

We may agree with the Policyholder to offer or provide to you the value-added benefits and services listed below. We have arranged for a third party service provider to give access to you to the services which relate to the line of insurance coverage the Policyholder has purchased. While we have arranged for this access, the third party service provider is liable to you for the provision of such services. We are not responsible for the provision of such services nor are we liable for the failure of the provision of the same. Further, we are not liable to you for the negligent provision of such services by this third party service provider. If you wish to initiate a complaint or are requesting an appeal, please contact the vendor by calling 1-877-823-5807 and you will be guided through the complaint resolution process by the vendor. Please note that if the vendor fails to provide or continue to provide the services listed below, then no services are available, since we are not responsible for providing these services.

Beneficiary Companion services:

- Issue of a Beneficiary Companion Guidebook
- Access to Beneficiary Assistance Coordinators any time, any day of the week
- Assistance if a deceased's identity is stolen

Dedicated Beneficiary Assistance Coordinators are available 24/7 to:

- Answer any questions
- Offer guidance on how to obtain death certificate copies
- Manage notifications, including:
- Social Security Administration
- Credit reporting agencies
- Credit card companies/financial institutions
- Third-party vendors
- Government agencies

Travel Assistance services:

- Help finding physicians, dentists and medical facilities.
- Free transportation under medical supervision to a hospital/treatment facility.
- Replacement of medication or eyeglasses.
- Monitoring during a medical emergency to determine if care is appropriate, or if evacuation is required.
- Arrangement for your traveling companion's return home if previously made arrangements are lost due to your medical emergency.
- Free transportation home for dependent children under the age of 16 who were traveling with you and are left unattended because of your hospitalization. A qualified escort will be arranged if necessary.
- Free round-trip transportation for one immediate family member or friend to visit you if you're traveling alone and are likely to be hospitalized for seven consecutive days.

Identity Theft Resolution services:

- Assistance completing an ID theft affidavit to submit to the proper authorities, credit bureaus and creditors.
- Help replacing credit, debit and membership cards.
- A credit report review with the beneficiary.
- Suppression of the deceased's credit report or an offer to freeze/close the account with credit bureaus.
- Full-service resolution assistance if the deceased's identity is stolen, including affidavit assistance, credit bureau and fraud department notification, help filing a police report, and creditor follow-up.

To obtain these benefits, contact Europ Assistance at 1-877-823-5807. You may obtain a complete description of these services in the additional materials given to you by the Policyholder.

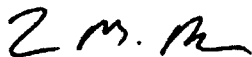
As an insured employee, you and your family members have access to these programs at no additional charge. Termination of these services will occur if your coverage under the group policy terminates for any reason, or in the event that the Policyholder chooses to discontinue these services.

The effective date of these changes is January 1, 2016 but will not be effective prior to an insured person's effective date of coverage. All other terms and provisions of the policy will apply other than as stated in this amendment.

The provisions found in the Certificate(s) of Insurance will control the benefit plan, period of coverage, exclusions, claims and other general policy provisions pertaining to state insurance law requirements.

In all other respects, The Policy and Certificate(s) of Insurance remain the same.

Symetra Life Insurance Company



By: Thomas M. Marra,
President

Instructions: Retain a copy with your policy.



Symetra Life Insurance Company
777 108th Avenue NE, Suite 1200
Bellevue, Washington 98004-5135
(An insurance company)

Certificate Rider

Rider Number: 2
Policyholder: Williamson County
Policy Number: 01 016850 00

The Rider(s) form a part of the Certificate of Insurance given in connection with The Policy. The Rider(s) do not vary, waive, alter or extend any of the terms, conditions or provisions of the Certificate of Insurance, except as stated herein.

<u>Certificate of Insurance</u>	<u>Effective Date of Change</u>	<u>Applicable to</u>
LGC 13500/TX-SCH 08/06	January 1, 2016	Class 1

Certificate Change(s)

The following is amended:
Schedule of Insurance – Life Insurance Benefit

Certificate Page(s) Changed

LGC 13500/TX-SCH 08/06; Schedule of Insurance

The provisions found in the certificate will control the benefit plan, period of coverage, exclusions, claims and other general policy provisions pertaining to state insurance law requirements.

In all other respects, the certificate remains the same.

Rider #2: Effective January 1, 2016



Symetra Life Insurance Company

Group Life Insurance

CERTIFICATE

Please Note: Death benefits will be reduced if accelerated benefits are paid.

Class 1



CERTIFICATE OF INSURANCE

Symetra Life Insurance Company
777 108th Avenue NE, Suite 1200
Bellevue, Washington 98004-5135
(An insurance company)

Policyholder: Williamson County
Policy Number: 01 016850 00
Policy Effective Date: January 1, 2016
Policy Anniversary Date: January first of each year beginning in 2017

We have issued The Policy to the Policyholder. Our name, the Policyholder's name and the Policy Number are shown above. The provisions of The Policy, which are important to You, are summarized in this certificate consisting of this form and any additional forms which have been made a part of this certificate. This certificate replaces any other certificate We may have given to You earlier under The Policy. The Policy alone is the only contract under which payment will be made. Any difference between The Policy and this certificate will be settled according to the provisions of The Policy on file with Us at Our home office. The Policy may be inspected at the office of the Policyholder.

Signed for The Company

Michael Fry, Executive Vice President

Thomas M. Marra, President

A note on capitalization in this certificate:

Capitalization of a term, not normally capitalized according to the rules of standard punctuation, indicates a word or phrase that is a defined term in The Policy or refers to a specific provision contained herein.

Table of Contents

Certificate Face Page
Schedule of Insurance
Definitions
Eligibility and Enrollment
Period of Coverage
Benefits
General Provisions

Rider #2: Effective January 1, 2016

Symetra® is a registered service mark of Symetra Life Insurance Company.

Schedule of Insurance

The benefits described herein are those in effect as of: January 1, 2016

Cost of Coverage:

Non-Contributory Coverage:

Basic Life Insurance
 Basic Accidental Death and Dismemberment Insurance
 Basic Dependent Life Insurance

Contributory Coverage:

Supplemental Life Insurance
 Supplemental Accidental Death and Dismemberment Insurance
 Supplemental Dependent Life Insurance

Eligible Class(es) for Coverage: All full-time Active Employees working a minimum of 30 hours each week who are citizens or legal residents of the United States, excluding temporary, leased or seasonal employees.

Class 1 All Eligible Employees

Eligibility Waiting Period for Coverage:

If You are Actively at Work for the Employer on the Policy Effective Date: The first of the month following 60 days of continuous employment.

If You start working for the Employer after the Policy Effective Date: The first of the month following 60 days of continuous employment.

The Eligibility Waiting Period for Coverage will be reduced by the period of time You were a full-time Active Employee with the Employer under the Prior Policy.

Life Insurance Benefit

Employee

<u>Basic</u>	<u>Benefit Amount</u>	<u>Benefit Maximum Amount</u>	<u>Guaranteed Issue Amount</u>
Class 1	\$10,000	\$10,000	\$10,000

<u>Supplemental</u>	<u>Benefit Amount</u>	<u>Benefit Maximum Amount</u>	<u>Guaranteed Issue Amount</u>
Class 1	\$10,000 to \$300,000 in increments of \$10,000 as selected by You on the enrollment card	\$300,000, not to exceed 6 x Earnings	\$100,000

Dependent

<u>Basic</u>	<u>Benefit Amount</u>	<u>Benefit Maximum Amount</u>	<u>Guaranteed Issue Amount</u>
Class 1			
Spouse	\$5,000	\$5,000	\$5,000
Child			
birth to 6 months	\$1,000	\$1,000	\$1,000
6 months to 19 years; to age 26 if full-time student	\$2,000	\$2,000	\$2,000

Schedule of Insurance

<u>Supplemental</u> Class 1	<u>Benefit</u> <u>Amount</u>	<u>Benefit Maximum</u> <u>Amount</u>	<u>Guaranteed Issue</u> <u>Amount</u>
Spouse	\$5,000 to \$300,000 in increments of \$5,000 as selected by You on the enrollment card	\$300,000, not to exceed 100% of Your Supplemental Life Benefit Amount	\$25,000
Child			
birth to 6 months	\$1,000	\$1,000	\$1,000
6 months to 19 years; to age 26 if full-time student	\$2,000, \$5,000 or \$10,000	\$10,000	\$10,000

Accidental Death and Dismemberment Insurance Benefit (AD&D)

Employee

<u>Basic</u> Class 1	<u>Principal Sum</u> \$10,000	<u>Principal Maximum</u> <u>Sum</u> \$10,000
<u>Supplemental</u> Class 1	<u>Principal Sum</u> \$10,000 to \$300,000 in increments of \$10,000 as selected by You on the enrollment card	<u>Principal Maximum</u> <u>Sum</u> \$300,000, not to exceed 6 x Earnings

Additional Accidental Death and Dismemberment Insurance Benefits

Seat Belt and Air Bag Coverage

Seat Belt Benefit Amount: 10% of Basic and Supplemental AD&D Principal Sum
 Seat Belt Maximum Amount: \$10,000
 Seat Belt Minimum Amount: \$1,000

Air Bag Benefit Amount: 5% of Basic and Supplemental AD&D Principal Sum
 Air Bag Maximum Amount: \$5,000

Repatriation Benefit

Benefit Amount: 5% of Basic and Supplemental AD&D Principal Sum
 Maximum Amount: \$5,000

Child Education Benefit

Benefit Amount: 2.5% of Basic and Supplemental AD&D Principal Sum
 Maximum Amount: \$2,500
 Minimum Amount: \$1,250

Day Care Benefit

Benefit Amount: 2.5% of Basic and Supplemental AD&D Principal Sum
 Maximum Amount: \$2,500
 Minimum Amount: \$1,250

Schedule of Insurance

Rehabilitation Benefit

Benefit Amount: 2.5% of Basic and Supplemental AD&D Principal Sum
Maximum Amount: \$2,500

Coma Benefit

Waiting Period: 30 days
Maximum Amount: 100% of Basic and Supplemental AD&D payments under The Policy for the Injury

Reduction in Amount of Life Insurance

We will reduce the amount of Life Insurance for You and Your Dependent by any amount:

- 1) of individual Life Insurance issued in accordance with the Conversion Right;
- 2) that was continued under the Portability provision; or
- 3) of Life Insurance in force, paid or payable under the Prior Policy.

Reduction in Coverage Due to Age

Applies to Basic Life Insurance, Basic Accidental Death and Dismemberment Insurance, Supplemental Life Insurance and Supplemental Accidental Death and Dismemberment Insurance:

We will reduce the Life Insurance Benefit and Principal Sum for You to the percentage indicated in the table below. This reduction will be effective on the first of the month following the month in which You attain the age shown below. These reductions also apply if:

- 1) You become covered under The Policy; or
- 2) Your coverage increases;

on or after the date You attain age 65.

Percentage to which the original amount of coverage will be reduced:

Your Age	Your % Reduction
65	65%
70	45%
75	30%
80	20%

The reduced amount of coverage will be rounded to the next higher multiple of \$500, if not already a multiple of \$500 and an appropriate adjustment in premium will be made.

Applies to Basic Spouse Life Insurance and Supplemental Spouse Life Insurance:

We will reduce the Life Insurance Benefit for Your Spouse to the percentage indicated in the table below. This reduction will be effective on the first of the month following the month in which You attain the age shown below. These reductions also apply if:

- 1) Your spouse becomes covered under The Policy; or
- 2) Your Spouse's coverage increases;

on or after the date You attain age 65.

Percentage to which the original amount of coverage will be reduced:

Your Age	Your Spouse's % Reduction
65	65%

The reduced amount of coverage will be rounded to the next higher multiple of \$500, if not already a multiple of \$500 and an appropriate adjustment in premium will be made.

Your Spouse's coverage terminates when You attain age 70.

Definitions

Active Employee

means an employee who works for the Employer on a regular basis in the usual course of the Employer's business. This must be at least the number of hours shown in the Schedule of Insurance.

Actively at Work

means at work with Your Employer on a day that is one of Your Employer's scheduled workdays. On that day, You must be performing for wage or profit all of the regular duties of Your job:

- 1) in the usual way; and
- 2) for Your usual number of hours.

We will also consider You to be Actively At Work on any regularly scheduled vacation day or holiday, only if You were Actively At Work on the preceding scheduled work day.

Common Carrier

means a conveyance operated by a concern, other than the Policyholder, organized and licensed for the transportation of passengers for hire and operated by that concern.

Common Carrier will not mean any such conveyance which is hired or used for a sport, gamesmanship, contest, sightseeing, observatory and/or recreational activity, regardless of whether such conveyance is licensed.

Contributory Coverage

means coverage for which You are required to contribute toward the cost. Contributory Coverage is shown in the Schedule of Insurance.

Dependent Child

means:

- 1) Your unmarried children, stepchildren, legally adopted children; or
- 2) any other children related to You by blood or marriage who:
 - a) live with You in a regular parent-child relationship; or
 - b) You claimed as a dependent on Your last filed federal income tax return including court appointed grandchildren You are the legal guardian of;

provided such children are primarily dependent upon You for financial support and maintenance and are:

- 1) from live birth to age 19;
- 2) age 19, but under age 26 and in full-time attendance (at least 12 course credit hours per semester) at an accredited institution of learning. If the institution establishes full-time status in any other manner, We reserve the right to determine whether the student continues to qualify as a Dependent; or
- 3) age 19 or older and disabled. Such children must have become disabled before attaining age 19. You must submit proof, satisfactory to Us, of such children's disability.

Dependent

means Your Spouse and Your Dependent Child. A Dependent must be a citizen or legal resident of the United States. Any person who is in full-time military service cannot be a Dependent.

Earnings

means Your regular annual rate of pay, not counting commissions, bonuses, tips and tokens, overtime pay or any other fringe benefits or extra compensation, in effect on the most recent date immediately prior to the date of Loss.

Definitions

Employer

means the Policyholder.

Guaranteed Issue Amount

means the amount of Life Insurance for which We do not require Evidence of Insurability. The Guaranteed Issue Amount is shown in the Schedule of Insurance.

Injury

means bodily Injury resulting:

- 1) directly from an accident; and
- 2) independently of all other causes;

which occurs while You are covered under The Policy.

Loss resulting from:

- 1) sickness or disease, except a pus-forming infection which occurs through an accidental wound;
or
- 2) medical or surgical treatment of a sickness or disease;

is not considered as resulting from Injury.

Motor Vehicle

means a self-propelled, four or more wheeled:

- 1) private passenger: car, station wagon, van or sport utility vehicle;
- 2) motor home or camper; or
- 3) pick-up truck;

not being used as a Common Carrier.

A Motor Vehicle does not include farm equipment, snowmobiles, all-terrain vehicles, lawnmowers or any other type of equipment vehicles.

Non-Contributory Coverage

means coverage for which You are not required to contribute toward the cost. Non-Contributory Coverage is shown in the Schedule of Insurance.

Normal Retirement Age

means the Social Security Normal Retirement Age under the most recent amendments to the United States Social Security Act. It is determined by Your date of birth, as follows:

Year of Birth	Normal Retirement Age	Year of Birth	Normal Retirement Age
1937 or before	65	1955	66 + 2 months
1938	65 + 2 months	1956	66 + 4 months
1939	65 + 4 months	1957	66 + 6 months
1940	65 + 6 months	1958	66 + 8 months
1941	65 + 8 months	1959	66 + 10 months
1942	65 + 10 months	1960 or after	67
1943 through 1954	66		

Physician

means a legally qualified Physician or surgeon other than a Physician or surgeon who is Related to You by blood or marriage.

Definitions

Prior Policy

means, if applicable, the group life insurance policy carried by the Employer on the day before the Policy Effective Date.

Related

means Your Spouse or other adult living with You, sibling, parent, step-parent, grandparent, aunt, uncle, niece, nephew, son, daughter or grandchild.

Spouse

means Your Spouse who is not legally separated or divorced from You.

The Policy

means The Policy which We issued to the Policyholder under the Policy Number shown on the face page.

We, Us or Our

means the insurance company named on the face page of The Policy.

You or Your

means the person to whom this certificate is issued.

Eligibility and Enrollment

Eligible Persons: *Who is eligible for coverage?*

All persons in the class or classes shown in the Schedule of Insurance will be considered Eligible Persons.

Eligibility for Coverage: *When will I become eligible?*

You will become eligible for coverage on the latest of:

- 1) the Policy Effective Date;
- 2) the date on which You complete the Eligibility Waiting Period for Coverage; or
- 3) the date You become a member of an Eligible Class.

Eligibility for Dependent Coverage: *When will I become eligible for Dependent Coverage?*

You will become eligible for Dependent coverage on the later of:

- 1) the date You become insured for employee coverage; or
- 2) the date You acquire Your first Dependent.

You may not elect coverage for Your Dependent if such Dependent is covered as an employee under The Policy. No person can be insured as a Dependent of more than one employee under The Policy.

Enrollment: *How do I enroll for coverage for myself and my Dependents?*

For Non-Contributory Coverage, Your Employer will automatically enroll You. However, You will need to complete a beneficiary designation form.

To enroll for Contributory Coverage, You must:

- 1) complete and sign a group insurance enrollment form, satisfactory to Us; and
- 2) deliver it to Your Employer.

If You do not enroll within 31 days after becoming eligible under The Policy, or if You were eligible to enroll under the Prior Policy and did not do so, and later choose to enroll, You may only enroll:

- 1) during an Annual Enrollment Period if designated by the Policyholder; or
- 2) within 31 days of the date You have a Change in Family Status.

Any enrollment may be subject to the Evidence of Insurability Requirements provision.

Evidence of Insurability Requirements: *When will I first be required to provide Evidence of Insurability?*

We require Evidence of Insurability, satisfactory to Us, for initial coverage, if You:

- 1) enroll more than 31 days after the date You are first eligible to enroll, including electing initial coverage after a Change in Family Status;
- 2) enroll for an amount of Life Insurance greater than the Guaranteed Issue Amount, regardless of when You enroll for coverage; or
- 3) were eligible for any coverage under the Prior Policy, but did not enroll and later choose to enroll for that coverage under The Policy.

If Your Evidence of Insurability is not satisfactory to Us:

- 1) Your amount of Life Insurance will equal the amount for which You were eligible without providing Evidence of Insurability, provided You enrolled within 31 days of the date You were first eligible to enroll; or
- 2) You will not be covered under The Policy if You enrolled more than 31 days after the date You were first eligible to enroll.

Eligibility and Enrollment

Dependent Evidence of Insurability Requirements: *When will my Dependent first be required to provide Evidence of Insurability?*

We require Evidence of Insurability, satisfactory to Us, for initial coverage, if You:

- 1) enroll for Your Dependent coverage more than 31 days after the date You are first eligible to enroll, including electing initial coverage after a Change in Family Status;
- 2) enroll for an amount of Dependent Life Insurance greater than the Guaranteed Issue Amount, regardless of when You enroll for coverage; or
- 3) were eligible for any coverage under the Prior Policy, but did not enroll and later choose to enroll for that coverage under The Policy.

However, no Evidence of Insurability will be required if the amount of Life Insurance for Your Dependent Child is \$15,000 or less.

If Your Dependent Evidence of Insurability is not satisfactory to Us:

- 1) the amount of Dependent Life Insurance will equal the amount for which Your Dependent was eligible without providing Evidence of Insurability, provided You enrolled within 31 days of the date You were first eligible to enroll; or
- 2) Your Dependent will not be covered under The Policy if You enrolled more than 31 days after the date You were first eligible to enroll.

Evidence of Insurability: *What is Evidence of Insurability?*

Evidence of Insurability must be satisfactory to Us and may include, but will not be limited to:

- 1) a completed and signed application approved by Us;
- 2) a medical examination;
- 3) attending Physicians' statement; and
- 4) any additional information We may require.

All Evidence of Insurability will be furnished at Your expense. We will then determine if You or Your Dependent are insurable for initial coverage or an increase in coverage under The Policy.

You will be notified in writing of Our determination of any Evidence of Insurability submission.

Change in Family Status: *What constitutes a Change in Family Status?*

A Change in Family Status occurs when:

- 1) You get married;
- 2) You and Your Spouse divorce;
- 3) Your child is born or You adopt or become the legal guardian of a child;
- 4) Your Spouse dies;
- 5) Your child is no longer financially dependent on You or dies;
- 6) Your Spouse is no longer employed, which results in a loss of group insurance; or
- 7) You have a change in classification from part-time to full-time or from full-time to part-time.

Period of Coverage

Effective Date: *When does my coverage start?*

Non-Contributory Coverage, for which Evidence of Insurability is not required, will start on the date You become eligible.

Contributory Coverage, for which Evidence of Insurability is not required, will start on the latest to occur of:

- 1) the date You become eligible, if You enroll on or before that date;
- 2) the first of the month following the last day of any Annual Enrollment Period, if You enroll during an Annual Enrollment Period; or
- 3) the date You enroll, if You do so within 31 days from the date You are eligible.

Any coverage, for which Evidence of Insurability is required, will become effective on the later of:

- 1) the date You become eligible; or
- 2) the date We approve Your Evidence of Insurability.

However, all Effective Dates of coverage are subject to the Deferred Effective Date provision.

Deferred Effective Date: *When will my effective date for coverage or a change in my coverage be deferred?*

If, on the date You are to become covered:

- 1) under The Policy;
- 2) for increased benefits; or
- 3) for a new benefit;

You are not Actively at Work due to a physical or mental condition such coverage will not start until the date You are Actively at Work.

Continuity from a Prior Policy: *Is there continuity of coverage from a Prior Policy?*

Your initial coverage under The Policy will begin, and will not be deferred if, on the day before the Policy Effective Date, You were insured under the Prior Policy, but on the Policy Effective Date You were not Actively at Work and would otherwise meet the Eligibility requirements of The Policy. However, Your amount of Insurance will be the lesser of the amount of Life Insurance and Accidental Death and Dismemberment Principal Sum:

- 1) You had under the Prior Policy; or
- 2) shown in the Schedule of Insurance;

reduced by any coverage amount:

- 1) that is in force, paid or payable under the Prior Policy; or
- 2) that would have been so payable under the Prior Policy had timely election been made.

Such amount of insurance under this provision is subject to any reductions in The Policy and will not increase.

Coverage provided through this provision ends on the first to occur of:

- 1) the last day of a period of 12 consecutive months after the Policy Effective Date;
- 2) the date Your insurance terminates for any reason shown under the Termination provision;
- 3) the last day You would have been covered under the Prior Policy, had the Prior Policy not terminated; or
- 4) the date You are Actively at Work.

However, if the coverage provided through this provision ends because You are Actively at Work, You may be covered as an Active Employee under The Policy.

Dependent Effective Date: *When does Dependent coverage start?*

Non-Contributory Coverage, for which Evidence of Insurability is not required, will start on the date You become eligible for Dependent coverage.

Period of Coverage

Contributory Coverage, for which Evidence of Insurability is not required, will start on the latest to occur of:

- 1) the date You become eligible for Dependent coverage, if You have enrolled on or before that date;
- 2) the first of the month following the last day of any Annual Enrollment Period, if You enroll during an Annual Enrollment Period; or
- 3) the date You enroll, if You do so within 31 days from the date You are eligible for Dependent coverage.

Coverage, for which Evidence of Insurability is required, will become effective on the later of:

- 1) the date You become eligible for Dependent coverage; or
- 2) the date We approve Your Dependent Evidence of Insurability.

In no event will Dependent coverage become effective before You become insured.

Dependent Deferred Effective Date: *When will the effective date for Dependent coverage or a change in coverage be deferred?*

If, on the date Your Dependent, other than a newborn, is to become covered:

- 1) under The Policy;
- 2) for increased benefits; or
- 3) for a new benefit;

he or she is:

- 1) confined in a hospital; or
- 2) Confined Elsewhere;

such coverage will not start until he or she:

- 1) is discharged from the hospital; or
- 2) is no longer Confined Elsewhere;

and has engaged in all the normal and customary activities of a person of like age and gender, in good health, for at least 15 consecutive days.

This Deferred Effective Date provision will not apply to Disabled children who qualify under the definition of Dependent Child.

Confined Elsewhere means Your Dependent is unable to perform, unaided, the normal functions of daily living, or leave home or other place of residence without assistance.

Dependent Continuity from a Prior Policy: *Is there continuity of coverage from a Prior Policy for my Dependent?*

If, on the day before the Policy Effective Date, You were covered with respect to Your Dependent under the Prior Policy, the Deferred Effective Date provision will not apply to initial coverage under The Policy for such Dependent. However, the Dependent amount of Insurance will be the lesser of the amount of Life Insurance:

- 1) they had under the Prior Policy; or
- 2) shown in the Schedule of Insurance;

reduced by any coverage amount:

- 1) that is in force, paid or payable under the Prior Policy; or
- 2) that would have been so payable under the Prior Policy had timely election been made.

Change in Coverage: *When may I change my coverage or coverage for my Dependent?*

After Your initial enrollment, You may increase or decrease coverage for You or Your Dependent or add a new Dependent to Your existing Dependent coverage:

- 1) during any Annual Enrollment Period designated by the Policyholder; or
- 2) within 31 days of the date of a Change in Family Status.

Period of Coverage

Effective Date for Changes in Coverage: *When will changes in coverage become effective?*
Any decrease in coverage will take effect on the date of the change.

Any increase in coverage will take effect on the latest of:

- 1) the date of the change;
- 2) the date requirements of the Deferred Effective Date provision are met; or
- 3) the date Evidence of Insurability is approved, if required.

Increase in Amount of Life Insurance: *If I request an increase in the amount of Life Insurance for myself or my Dependent, must we provide Evidence of Insurability?*

If You or Your Dependent are:

- 1) already enrolled for an amount of Life Insurance under The Policy, then You and Your Dependent must provide Evidence of Insurability for any increase; or
- 2) not already enrolled for Life Insurance under The Policy, You and Your Dependent must provide Evidence of Insurability for any amount of coverage, including an initial amount of Life Insurance.

In any event, if the amount of Insurance You request is greater than the Guaranteed Issue Amount, You or Your Dependent, as applicable, must provide Evidence of Insurability.

If Your Evidence of Insurability is not satisfactory to Us, the amount of Insurance You had in effect on the date immediately prior to the date You requested the increase will not change.

If Your Dependent Evidence of Insurability is not satisfactory to Us, the amount of Insurance he or she had in effect on the date immediately prior to the date You requested the increase will not change.

Increase in Amount of Life Insurance: *If my amount of Life Insurance increases because my Earnings increase, must I provide Evidence of Insurability?*

If Your amount of Insurance is based on a multiple of Your Earnings, You must provide Evidence of Insurability if Your Earnings increase such that Your amount of Insurance is greater than the Guaranteed Issue Amount.

Additionally, once approved, We require Evidence of Insurability again if Your amount of Insurance:

- 1) is greater than the Guaranteed Issue Amount; and
- 2) would increase solely because Your Earnings increased more than \$25,000:
 - a) during the last 12 consecutive month period; or
 - b) since Your Evidence of Insurability was last approved;whichever occurs most recently.

However, if:

- 1) You do not submit Evidence of Insurability; or
- 2) Your Evidence of Insurability is not satisfactory to Us;

Your amount of Life Insurance:

- 1) will increase, but only up to the amount for which You were eligible without having to provide Evidence of Insurability; and
- 2) will not increase again, or beyond that amount, until Your Evidence of Insurability is approved.

Period of Coverage

Termination: *When will my coverage end?*

Your coverage will end on the earliest of the following:

- 1) the date The Policy terminates;
- 2) the last day of the pay period following the date You are no longer in a class eligible for coverage, or the class is cancelled;
- 3) the date the required premium is due but not paid;
- 4) the last day of the pay period following the date You or Your Employer terminates Your employment; or
- 5) the last day of the pay period following the date You are no longer Actively at Work;

unless continued in accordance with one of the Continuation Provisions.

Dependent Termination: *When does coverage for my Dependent end?*

Coverage for Your Dependent will end on the earliest to occur of:

- 1) the date Your coverage ends;
- 2) the date the required premium is due but not paid;
- 3) the date You are no longer eligible for Dependent coverage;
- 4) the date We or the Employer terminate Dependent coverage;
- 5) the date the Dependent no longer meets the definition of Dependent; or
- 6) the date You reach age 70;

unless continued in accordance with the Continuation Provisions.

Continuation Provisions: *Can my coverage be continued beyond the date it would otherwise terminate?*

Coverage under The Policy may be continued, at Your Employer's option, beyond a date shown in the Termination provision, provided Your Employer provides a plan of continuation which applies to all employees the same way. Coverage may not be continued under more than one Continuation Provision. The amount of continued coverage applicable to You will be the amount of coverage in effect on the date immediately before coverage would otherwise have ended. Continued coverage:

- 1) is subject to any reductions in The Policy;
- 2) is subject to payment of premium;
- 3) may be continued up to the maximum time shown in the provisions; and
- 4) terminates if The Policy terminates.

In no event will the amount of insurance increase while coverage is continued in accordance with the following provisions.

In all other respects, the terms of Your coverage remain unchanged.

Leave of Absence: If You are on a documented leave of absence, other than Family and Medical Leave or Military Leave of Absence, all of Your coverage may be continued until the last day of the month following the month in which the leave of absence commenced. If the leave terminates prior to the agreed upon date, this continuation will cease immediately.

Layoff: If You are temporarily laid off by the Employer due to lack of work, all of Your coverage may be continued until the last day of the month following the month in which the layoff commenced. If the layoff becomes permanent, this continuation will cease immediately.

Disability Insurance: If You are working for the Policyholder and:

- 1) are covered by; and
- 2) meet the definition of disabled under;

a Group Disability Insurance Policy, issued by Us to Your Employer, Your coverage may be continued until the last day of the 12th month after the date You became disabled, as defined in the Group Disability Insurance Policy.

Period of Coverage

Sickness or Injury: If You are not Actively at Work due to sickness or Injury, all of Your coverage may be continued:

- 1) for a period of 12 consecutive months from the date You were last Actively at Work; or
- 2) if such absence results in a leave of absence in accordance with state and/or federal family and medical leave laws, then the combined continuation period will not exceed 12 consecutive months.

Family and Medical Leave: If You are granted a leave of absence, in writing, according to the Family and Medical Leave Act of 1993, or other applicable state or local law, Your coverage may be continued for up to 12 weeks, or longer if required by other applicable law, following the date Your leave commenced. If the leave of absence ends prior to the agreed upon date, this continuation will cease immediately.

Continuation for Dependent Child with Disabilities: *Will coverage for Dependent Child with Disabilities be continued?*

If Your Dependent Child reaches the age at which they would otherwise cease to be a Dependent as defined, and they are:

- 1) age 19 or older;
- 2) Disabled; and
- 3) primarily dependent upon You for financial support;

then Dependent Child coverage will not terminate solely due to age. However:

- 1) You must submit proof satisfactory to Us of such Dependent Child's disability within 31 days of the date he or she reaches such age; and
- 2) such Dependent Child must have become Disabled before attaining age 19.

Coverage under The Policy will continue as long as:

- 1) You remain insured;
- 2) the child continues to meet the required conditions; and
- 3) any required premium is paid when due.

However, no increase in the amount of Life Insurance for such Dependent Child will be available.

We have the right to require proof, satisfactory to Us, as often as necessary during the first two years of continuation, that the child continues to meet these conditions. We will not require proof more often than once a year after that.

Waiver of Premium: *Does coverage continue if I am Disabled?*

Waiver of Premium is a provision which allows You to continue Your and Your Dependent Life Insurance coverage without paying premium, while You are Disabled and qualify for Waiver of Premium.

If You qualify for Waiver of Premium, the amount of continued coverage:

- 1) will be the amount in force on the date You cease to be an Active Employee;
- 2) will be subject to any reductions provided by The Policy; and
- 3) will not increase.

Eligible Coverages: *What coverages are eligible under this provision?*

This provision applies only to:

- 1) Your Basic Life Insurance;
- 2) Your Supplemental Life Insurance; and
- 3) Basic and Supplemental Dependent Life Insurance.

You are not eligible to apply for both the Portability Benefit and Waiver of Premium for the same coverage amount for You or Your Dependent.

Period of Coverage

Disabled: *What does Disabled mean?*

Disabled means You are prevented by Injury or sickness from doing any work for which You are, or could become, qualified by:

- 1) education;
- 2) training; or
- 3) experience.

In addition, You will be considered Disabled if You have been diagnosed with a life expectancy of 24 months or less.

Conditions for Qualification: *What conditions must I satisfy before I qualify for this provision?*

To qualify for Waiver of Premium You must:

- 1) be covered under The Policy and be under age 60 when You become Disabled;
- 2) be Disabled and provide Proof of Loss that You have been Disabled for six consecutive months, starting on the date You were last Actively at Work; and
- 3) provide such proof within one year of Your last day of work as an Active Employee.

In any event, You must have been Actively at Work under The Policy to qualify for Waiver of Premium.

When Premiums are Waived: *When will premiums be waived?*

If We approve Waiver of Premium, We will notify You of the date We will begin to waive premium. In any case, We will not waive premiums for the first six months You are Disabled. We have the right to:

- 1) require Proof of Loss that You are Disabled; and
- 2) have You examined at reasonable intervals during the first two years after receiving initial Proof of Loss, but not more than once a year after that.

If You fail to submit any required Proof of Loss or refuse to be examined as required by Us, then Waiver of Premium ceases.

However, if We deny Waiver of Premium, You may be eligible to:

- 1) continue coverage under the Portability Benefit; or
- 2) convert coverage in accordance with the Conversion Right;

for You and Your Dependent.

If You cease to be Disabled and return to work for a total of five days or less during the first six months that You are Disabled, the six month waiting period will not be interrupted. Except for the five days or less that You worked, You must be Disabled by the same condition for the total six month period. If You return to work for more than five days, You must satisfy a new waiting period.

Benefit Payable before Approval of Waiver of Premium: *What if I die or my Dependent dies before I qualify for Waiver of Premium?*

If You or Your Dependent die within one year of Your last day of work as an Active Employee, but before You qualify for Waiver of Premium, We will pay the amount of Life Insurance which is in force for the deceased person provided:

- 1) You were continuously Disabled;
- 2) the disability lasted or would have lasted six months or more; and
- 3) premiums had been paid for coverage.

Waiver Ceases: *When will Waiver of Premium cease?*

We will waive premium payments and continue Your coverage, while You remain Disabled, until the date You attain age 65 if Disabled prior to age 60.

Period of Coverage

We will waive premium payments for Your Dependent Life Insurance and continue such coverage, while You remain Disabled, until the earliest of the date:

- 1) You die;
- 2) You no longer qualify for Waiver of Premium;
- 3) The Policy terminates;
- 4) Your Dependent is no longer in an Eligible Class or Dependent coverage is no longer offered;
or
- 5) Your Dependent no longer meets the definition of Dependent.

What happens when Waiver of Premium ceases?

When the Waiver of Premium ceases:

- 1) if You return to work in an Eligible Class, as an Active Employee, then You may again be eligible for coverage for Yourself and Your Dependent as long as premiums are paid when due; or
- 2) if You do not return to work in an Eligible Class, coverage will end and You may be eligible to exercise the Conversion Right for You and Your Dependent if You do so within the time limits described in such provision. The amount of Life Insurance that may be converted will be subject to the terms and conditions of the Conversion Right. Portability will not be available.

Effect of Policy Termination: *What happens to the Waiver of Premium if The Policy terminates?*

If The Policy terminates before You qualify for Waiver of Premium:

- 1) You may be eligible to exercise the Conversion Right, provided You do so within the time limits described in such provision; and
- 2) You may still be approved for Waiver of Premium if You qualify.

If The Policy terminates after You qualify for Waiver of Premium:

- 1) Your Dependent coverage will terminate; and
- 2) Your coverage under the terms of this provision will not be affected.

Benefits

Life Insurance Benefit: *When is the Life Insurance Benefit payable?*

If You or Your Dependent die while covered under The Policy, We will pay the deceased person's Life Insurance Benefit after We receive Proof of Loss, in accordance with the Proof of Loss provision.

The Life Insurance Benefit will be paid according to the General Provisions of The Policy.

Suicide: *What benefit is payable if death is a result of suicide?*

If You or Your Dependent commit suicide while sane or insane, We will not pay any amount of Life Insurance or amount of Dependent Life Insurance for the deceased person which was elected within the two year period immediately prior to the date of death. This applies to initial coverage and elected increases in coverage. It does not apply to benefit increases that resulted solely due to an increase in Earnings.

This two year period includes the time group life insurance coverage was in force under the Prior Policy.

Accelerated Benefit: *What is the benefit?*

In the event that You or Your Dependent are diagnosed as Terminally Ill, and You request in writing that a portion of the Terminally Ill person's amount of Life Insurance be paid as an Accelerated Benefit while the Terminally Ill person is:

- 1) covered under The Policy for an amount of Life Insurance of at least \$10,000; and
- 2) under age 60;

We will pay the Accelerated Benefit Amount as shown below, provided We receive proof of such Terminal Illness.

The amount of Life Insurance payable upon the Terminally Ill person's death will be reduced by any Accelerated Benefit Amount paid under this benefit.

You may request a minimum Accelerated Benefit Amount of \$3,000, and a maximum of \$232,500. However, in no event will the Accelerated Benefit Amount exceed 75% of the Terminally Ill person's amount of Life Insurance. This option may be exercised only once for You and only once for each of Your Dependents.

For example, if You are covered for a Life Insurance Benefit Amount under The Policy of \$10,000 and are Terminally Ill, You can request any portion of the amount of Life Insurance Benefits from \$3,000 to \$7,500 to be paid now instead of to Your beneficiary upon death. However, if You decide to request only \$3,000 now, You cannot request the additional \$4,500 in the future.

A person who submits proof satisfactory to Us of his or her Terminal Illness will also meet the definition of Disabled for Waiver of Premium.

Any benefits received under this benefit may be taxable. You should consult a personal tax advisor for further information.

In the event:

- 1) You are required by law to accelerate benefits to meet the claims of creditors; or
- 2) if a government agency requires You to apply for benefits to qualify for a government benefit or entitlement;

You will still be required to satisfy all the terms and conditions herein in order to receive an Accelerated Benefit.

If You have executed an assignment of rights and interest with respect to Your or Your Dependent amount of Life Insurance, in order to receive the Accelerated Benefit, We must receive a release from the assignee before any benefits are payable.

Terminal Illness or Terminally Ill means a life expectancy of 24 months or less.

Benefits

Proof of Terminal Illness and Examinations: *Must proof of Terminal Illness be submitted?*

We reserve the right to require satisfactory Proof of Terminal Illness on an ongoing basis. Any diagnosis submitted must be provided by a Physician.

If You or Your Dependent do not submit proof of Terminal Illness satisfactory to Us, or if You or Your Dependent refuse to be examined by a Physician, as We may require, then We will not pay an Accelerated Benefit.

No Longer Terminally Ill: *What happens to my coverage if I am no longer Terminally Ill or my Dependent is no longer Terminally Ill?*

If You or Your Dependent are diagnosed by a Physician as no longer Terminally Ill and:

- 1) are in an Eligible Class, coverage will remain in force, provided premium is paid;
- 2) are not in an Eligible Class, but You continue to meet the definition of Disabled, coverage will remain in force, subject to the Waiver of Premium provision; or
- 3) are not in an Eligible Class, but You do not continue to meet the definition of Disabled, coverage will end and You may be eligible to exercise the Conversion Right, if You do so within the time limits described in such provision.

In any event, the amount of coverage will be reduced by the Accelerated Benefit paid.

Conversion Right: *If coverage under The Policy ends, do I have a right to convert?*

If Life Insurance coverage or any portion of it under The Policy ends for any reason, You and Your Dependent may have the right to convert the coverage that terminated to an individual conversion policy without providing Evidence of Insurability. Conversion is not available for:

- 1) the Accidental Death and Dismemberment Insurance Benefits; or
- 2) any amount of Life Insurance for which You or Your Dependent were not eligible and covered; under The Policy.

If coverage under The Policy ends because:

- 1) The Policy is terminated; or
- 2) coverage for an Eligible Class is terminated;

then You or Your Dependent must have been insured under The Policy for five years or more, in order to be eligible to convert coverage. The amount which may be converted under these circumstances is limited to the lesser of:

- 1) \$10,000; or
- 2) the Life Insurance Benefit under The Policy less any amount of Life Insurance for which You or Your Dependent may become eligible under any group life insurance policy issued or reinstated within 31 days of termination of group life coverage.

If coverage under The Policy ends for any other reason, the full amount of coverage which ended may be converted.

Insurer, as used in this provision, means Us or another insurance company which has agreed to issue conversion policies according to this Conversion Right.

Conversion: *How do I convert my coverage or my Dependent coverage?*

To convert Your coverage or coverage for Your Dependent, You must complete a Notice of Conversion Right form. The Insurer must receive this within 31 days after Life Insurance terminates.

After the Insurer verifies eligibility for coverage, the Insurer will send You a Conversion Policy proposal. You must:

- 1) complete and return the request form in the proposal; and
 - 2) pay the required premium for coverage;
- within the time period specified in the proposal.

Benefits

Any individual policy issued to You or Your Dependent under the Conversion Right:

- 1) will be effective as of the 32nd day after the date coverage ends; and
- 2) will be in lieu of coverage for this amount under The Policy.

Conversion Policy Provisions: *What are the Conversion Policy Provisions?*

The Conversion Policy will:

- 1) be issued on one of the Life Insurance policy forms the Insurer is issuing for this purpose at the time of conversion; and
- 2) base premiums on the Insurer's rates in effect for new applicants of Your class and age at the time of conversion.

The Conversion Policy will not provide:

- 1) the same terms and conditions of coverage as The Policy;
- 2) any benefit other than the Life Insurance Benefit; and
- 3) term insurance.

However, Conversion is not available for any amount of Life Insurance which was, or is being, continued:

- 1) in accordance with the Waiver of Premium provision;
- 2) under a certificate of insurance issued in accordance with the Portability provision; or
- 3) in accordance with the Continuation Provisions;

until such coverage ends.

Death within the Conversion Period: *What if I or my Dependent die before coverage is converted?*

We will pay the deceased person's amount of Life Insurance You would have had the right to apply for under this provision if:

- 1) coverage under The Policy terminates;
- 2) You or Your Dependent die within 31 days of the date coverage terminates; and
- 3) We receive Proof of Loss.

If the Conversion Policy has already taken effect, no Life Insurance Benefit will be payable under The Policy for the amount converted.

Effect of Waiver of Premium on Conversion: *What happens to the Conversion Policy if Waiver of Premium is later approved?*

If You apply and are approved for Waiver of Premium after an individual Conversion Policy has been issued, any benefit payable at Your or Your Dependent's death under The Policy will be paid only if the individual Conversion Policy is surrendered.

Portability Benefits: *What is Portability?*

Portability is a provision which allows You and Your Dependent to continue coverage under a Group Portability policy when coverage would otherwise end due to certain Qualifying Events. Portability applies to Supplemental Life Insurance and Supplemental Dependent Life Insurance only.

Qualifying Events: *What are Qualifying Events?*

Qualifying Events for You are:

- 1) Your employment terminates, for any reason prior to Normal Retirement Age; or
- 2) Your membership in an Eligible Class under The Policy ends.

Benefits

Qualifying Events for Your Dependent are:

- 1) Your Employment terminates, for any reason prior to Normal Retirement Age;
- 2) Your death;
- 3) Your membership in a class eligible for Dependent coverage ends; or
- 4) he or she no longer meets the definition of Dependent. However, a Dependent Child who reaches the limiting age under The Policy is not eligible for Portability.

Electing Portability: *How do I elect Portability?*

You may elect Portability for Your coverage after Your Supplemental coverage ends because You had a Qualifying Event. You may also elect Portability for Your Dependent coverage if Your Dependent has a Qualifying Event. The Policy must still be in force in order for Portability to be available.

In order for Dependent Child coverage to be continued under this provision, You or Your Spouse must elect to continue coverage.

To elect Portability for You or Your Dependent, You must:

- 1) complete and have Your Employer sign a Portability application; and
- 2) submit the application to Us, with the required premium.

This must be received within:

- 1) 31 days after Life Insurance terminates; or
- 2) 15 days from the date Your Employer signs the application;

whichever is later. However, Portability requests will not be accepted if they are received more than 91 days after Life Insurance terminates.

After We verify eligibility for coverage, We will issue a certificate of insurance under a Portability policy. The Portability coverage will be:

- 1) issued without Evidence of Insurability;
- 2) issued on one of the forms then being issued by Us for Portability purposes; and
- 3) effective on the day following the date Your or Your Dependent coverage ends.

The terms and conditions of coverage under the Portability policy will not be the same terms and conditions that are applicable to coverage under The Policy.

Limitations: *What limitations apply to this benefit?*

You may elect to continue 50%, 75% or 100% of the amount of Life Insurance which is ending for You or Your Dependent. This amount will be rounded to the next higher multiple of \$1,000, if not already a multiple of \$1,000. However, the amount of Life Insurance that may be continued will not exceed:

- 1) \$300,000 for You;
- 2) \$50,000 for Your Spouse; or
- 3) \$10,000 for Your Dependent Child.

If You elect to continue 50% or 75% now, You may not continue any portion of the remaining amount under this Portability provision at a later date. In no event will You or Your Dependent be able to continue an amount of Life Insurance which is less than \$5,000.

Portability is not available for any amount of Life Insurance for which You or Your Dependent were not eligible and covered.

In addition, Portability is not available if You or Your Dependent are entering active military service.

Benefits

Effect of Portability on other Provisions: *How does Portability affect other provisions?*

Portability is not available for any amount of Life Insurance which was, or is being, continued in accordance with the:

- 1) Conversion Right;
- 2) Waiver of Premium provision; or
- 3) Continuation Provisions;

under The Policy. However, if:

- 1) You elect to continue only a portion of terminated coverage under this Portability provision; or
- 2) the amount of Life Insurance exceeds the maximum Portability amount;

then the Conversion Right may be available for the remaining amount.

The Waiver of Premium provision will not be available if You elect to continue coverage under this Portability provision.

Accidental Death and Dismemberment Insurance Benefit: *When is the Accidental Death and Dismemberment Insurance Benefit payable?*

If You sustain an Injury which results in any of the following Losses within 365 days of the date of accident, We will pay Your amount of Principal Sum, or a portion of such Principal Sum, as shown opposite the Loss, after We receive Proof of Loss in accordance with the Proof of Loss provision.

This Benefit will be paid according to the General Provisions of The Policy.

We will not pay more than the Principal Sum, to any one person, for all Losses due to the same accident. Your amount of Principal Sum is shown in the Schedule of Insurance.

For Loss of:

Life	Principal Sum
Both Hands or Both Feet or Sight of Both Eyes	Principal Sum
One Hand and One Foot	Principal Sum
Speech and Hearing in Both Ears	Principal Sum
Either Hand or Foot and Sight of One Eye	Principal Sum
Movement of Both Upper and Lower Limbs (Quadriplegia)	Principal Sum
Movement of Both Lower Limbs (Paraplegia)	Three-Quarters of Principal Sum
Movement of Three Limbs (Triplegia).....	Three-Quarters of Principal Sum
Movement of the Upper and Lower Limbs of One Side of the Body (Hemiplegia).....	One-Half of Principal Sum
Either Hand or Foot	One-Half of Principal Sum
Sight of One Eye.....	One-Half of Principal Sum
Speech or Hearing in Both Ears	One-Half of Principal Sum
Movement of One Limb (Uniplegia).....	One-Quarter of Principal Sum
Thumb and Index Finger of Either Hand	One-Quarter of Principal Sum

Loss means with regard to:

- 1) hands and feet, actual severance through or above wrist or ankle joints;
- 2) sight, speech and hearing, entire and irrecoverable loss thereof;
- 3) thumb and index finger, actual severance through or above the metacarpophalangeal joints; or
- 4) movement, complete and irreversible paralysis of such limbs.

Exposure and Disappearance: *What if Loss is due to exposure or disappearance?*

Exposure to the elements will be presumed to be Injury if:

- 1) it results from the forced landing, stranding, sinking or wrecking of a conveyance in which You were an occupant at the time of the accident; and
- 2) The Policy would have covered an Injury resulting from the accident.

Benefits

We will presume that You suffered Loss of life if:

- 1) Your body has not been found within one year after the disappearance of a conveyance in which You were an occupant at the time of its disappearance;
- 2) the disappearance of the conveyance was due to its accidental forced landing, stranding, sinking or wrecking; and
- 3) The Policy would have covered Injury resulting from the accident.

Seat Belt and Air Bag Benefit: *When is the Seat Belt and Air Bag Benefit payable?*

If You sustain an Injury that results in a Loss payable under the Accidental Death and Dismemberment Insurance Benefit, We will pay an additional Seat Belt and Air Bag Benefit if the Injury occurred while You were:

- 1) a passenger riding in; or
- 2) the licensed operator of;

a properly registered Motor Vehicle and were wearing a Seat Belt at the time of the Accident as verified on the police accident report.

This Benefit will be paid:

- 1) after We receive Proof of Loss, in accordance with the Proof of Loss provision; and
- 2) according to the General Provisions of The Policy.

If a Seat Belt Benefit is payable, We will also pay an Air Bag Benefit if You were:

- 1) positioned in a seat equipped with a factory-installed Air Bag; and
- 2) properly strapped in the Seat Belt when the Air Bag inflated.

The Seat Belt Benefit is the lesser of:

- 1) an amount resulting from multiplying Your amount of Principal Sum by the Seat Belt Benefit Percentage; or
- 2) the Maximum Amount for this Benefit.

The Air Bag Benefit is the lesser of:

- 1) an amount resulting from multiplying Your amount of Principal Sum by the Air Bag Benefit Percentage; or
- 2) the Maximum Amount for this Benefit.

If it cannot be determined that You were wearing a Seat Belt at the time of Accident, a Minimum Benefit will be payable under the Seat Belt Benefit.

Accident, for the purpose of this Benefit only, means the unintentional collision of a Motor Vehicle during which You were wearing a Seat Belt.

Air Bag means an inflatable supplemental passive restraint system installed by the manufacturer of the Motor Vehicle or its proper replacement parts installed as required by the Motor Vehicle's manufacturer's specifications that inflates upon collision to protect an individual from Injury and death. An Air Bag is not considered a Seat Belt.

Seat Belt means an unaltered belt, lap restraint, or lap and shoulder restraint installed by the manufacturer of the Motor Vehicle, or proper replacement parts installed as required by the Motor Vehicle's manufacturer's specifications.

The specific amounts for this Benefit are shown in the Schedule of Insurance.

Benefits

Repatriation Benefit: *When is the Repatriation Benefit payable?*

If You sustain an Injury that results in Loss of life payable under the Accidental Death and Dismemberment Insurance Benefit, We will pay an additional Repatriation Benefit, if the death occurs outside the territorial limits of the state or country of Your place of permanent residence.

This Benefit will be paid:

- 1) after We receive Proof of Loss, in accordance with the Proof of Loss provision; and
- 2) according to the General Provisions of The Policy.

The Repatriation Benefit will pay the least of:

- 1) the actual expenses incurred for:
 - a) preparation of the body for burial or cremation; and
 - b) transportation of the body to the place of burial or cremation;
- 2) the amount resulting from multiplying Your amount of Principal Sum by the Repatriation Benefit Percentage; or
- 3) the Maximum Amount for this Benefit.

The specific amounts for this Benefit are shown in the Schedule of Insurance.

Child Education Benefit: *When is the Child Education Benefit payable?*

If You sustain an Injury that results in Loss of life payable under the Accidental Death and Dismemberment Insurance Benefit, We will pay an additional Child Education Benefit to Your Child.

This Benefit will be paid:

- 1) after We receive proof that Your Child qualifies as a Student, as defined in this Benefit; and
- 2) according to the General Provisions of The Policy.

If You die, the Child Education Benefit provides an annual amount equal to the lesser of:

- 1) the amount resulting from multiplying Your amount of Principal Sum by the Child Education Percentage; or
- 2) the Maximum Amount for this Benefit.

The Child Education Benefit is payable to each of Your Children:

- 1) on the date; and
- 2) for whom;

We have received proof satisfactory to Us that he or she is a Student.

If he or she is a minor, We will pay the benefit to the Student's legal guardian.

We will pay the Child Education Benefit to a qualifying Student until the first to occur of:

- 1) Our payment of the fourth Child Education Benefit to or on behalf of that person; or
- 2) the end of the 12th consecutive month during which We have not received proof satisfactory to Us that he or she is a Student.

We will not pay more than one Child Education Benefit to any one Student during any one school year.

We will pay the Minimum Amount for this Benefit in accordance with the Claims to be Paid provision of The Policy if:

- 1) a Principal Sum is payable because of Your death; and
- 2) no person qualifies as a Student.

Benefits

Student means Your Child who on the date of Your death:

- 1) is a full-time (at least 12 course credit hours per semester) post-high school student at an accredited institution of learning on the date of Your death; or
- 2) became a full-time (at least 12 course credit hours per semester) post-high school student at an accredited institution of learning within 365 days after Your death and was a student in the 12th grade on the date of Your death.

If the institution establishes full-time status in any other manner, We reserve the right to determine whether the student qualifies as a Student.

Child means Your unmarried child, stepchild, legally adopted child, child in the process of adoption or foster child who is less than age 21 who:

- 1) regularly attends an accredited institution of learning; and
- 2) is primarily dependent on You for financial support and maintenance.

The specific amounts for this Benefit are shown in the Schedule of Insurance.

Day Care Benefit: *When is the Day Care Benefit payable?*

If You sustain an Injury that results in Loss of life payable under the Accidental Death and Dismemberment Insurance Benefit, We will pay an additional Day Care Benefit for each of Your Children if such Child is under age seven at the time of Your death.

This Benefit will be paid:

- 1) after We receive proof of enrollment in a Day Care Program as described in this Benefit; and
- 2) according to the General Provisions of The Policy.

We will make one Day Care Benefit payment each year, for a maximum of four Day Care Benefit payments, for each Child. The Benefit will be paid to the person who has primary responsibility for the Child's Day Care expenses.

Proof of enrollment satisfactory to Us for each Child in a Day Care Program includes, but will not be limited to, the following:

- 1) a copy of the Child's approved enrollment application in a Day Care Program;
- 2) cancelled check(s) evidencing payment to a Day Care facility or Day Care provider; or
- 3) a letter from the Day Care facility or Day Care provider stating that the Child:
 - a) is attending a Day Care Program; or
 - b) has been enrolled in a Day Care Program and will be attending within 365 days of the date of the death.

Proof of enrollment must be sent to Us prior to the last day of the 12th month following the date of death.

If You die, the Day Care Benefit provides an annual amount equal to the lesser of:

- 1) the amount resulting from multiplying Your amount of Principal Sum by the Day Care Benefit; or
- 2) the Maximum Amount for this Benefit.

We will pay the Minimum Amount for this Benefit in accordance with the Claims to be Paid provision for payment of benefits for Loss of life if:

- 1) a Principal Sum is payable because of Your death; and
- 2) no person qualifies as a Child eligible for the Day Care Benefit.

Benefits

Day Care or Day Care Program means a program of child care which:

- 1) is operated in a private home, school or other facility;
- 2) provides, and makes a charge for, the care of children;
- 3) is licensed as a day care center or is operated by a licensed day care provider, if such licensing is required by the state or jurisdiction in which it is located; or
- 4) if licensing is not required, provides child care on a daily basis for 12 months a year.

Child means Your unmarried child, stepchild, legally adopted child, child in the process of adoption or foster child who is less than age seven and primarily dependent on You for financial support and maintenance.

The specific amounts for this Benefit are shown in the Schedule of Insurance.

Rehabilitation Benefit: *When is the Rehabilitation Benefit payable?*

If You sustain an Injury which results in a Loss other than Loss of life, payable under the Accidental Death and Dismemberment Insurance Benefit, We will pay an additional Rehabilitation Benefit for Rehabilitative Program Expenses Incurred within one year of the date of accident.

This Benefit will be paid:

- 1) after We receive proof of Expenses Incurred for a Rehabilitative Program, in accordance with the Proof of Loss provision; and
- 2) according to the General Provisions of The Policy.

The Rehabilitation Benefit provides an amount equal to the least of:

- 1) the actual Expense Incurred for a Rehabilitative Program;
- 2) the amount resulting from multiplying Your amount of Principal Sum by the Rehabilitation Benefit Percentage; or
- 3) the Maximum Amount for this Benefit.

Rehabilitative Program means any training which:

- 1) is required due to Your Injury; and
- 2) prepares You for an occupation for which You were not previously trained.

Expense Incurred means the actual cost of:

- 1) training; and
- 2) materials needed for the training.

The specific amounts for this Benefit are shown in the Schedule of Insurance.

Coma Benefit: *When is the Coma Benefit payable?*

If, as a result of an Injury, You:

- 1) are in a Coma within 31 days from the date of accident; and
- 2) remain continuously in a Coma for at least the number of days shown as the Waiting Period;

We will pay 1% of the Coma Maximum Benefit Amount for each month after the Waiting Period that You remain in a Coma.

This Benefit will be paid:

- 1) after We receive Proof of Loss, in accordance with the Proof of Loss provision; and
- 2) according to the General Provisions of The Policy.

We will pay the benefit until the earliest to occur of:

- 1) the end of the month in which You die;
- 2) the end of the month in which You recover from the Coma; or
- 3) when the total payment equals the Coma Maximum Benefit Amount.

Benefits

The Coma Maximum Benefit equals Your amount of Principal Sum less all other payments under The Policy for the Injury.

Coma means complete and continuous:

- 1) unconsciousness; and
- 2) inability to respond to external or internal stimuli, as verified by a Physician.

The specific amounts for this Benefit are shown in the Schedule of Insurance.

Exclusions: *What is not covered under The Policy?* (Applies to Accidental Death and Dismemberment Insurance only)

The Policy does not cover any Loss caused or contributed by:

- 1) intentionally self-inflicted Injury;
- 2) suicide or attempted suicide, whether sane or insane;
- 3) war or act of war, whether declared or not;
- 4) Injury sustained while on full-time active duty as a member of the armed forces (land, water, air) of any country or international authority;
- 5) Injury sustained while taking drugs, including but not limited to sedatives, narcotics, barbiturates, amphetamines, or hallucinogens, unless as prescribed by or administered by a Physician;
- 6) Injury sustained while committing or attempting to commit a felony;
- 7) Injury sustained while Intoxicated; or
- 8) Injury sustained while driving while Intoxicated.

Intoxicated means:

- 1) the blood alcohol content;
- 2) the results of other means of testing blood alcohol level; or
- 3) the results of other means of testing other substances;

that meet or exceed the legal presumption of intoxication, or under the influence, under the law of the state where the accident occurred.

General Provisions

Notice of Claim: *When should I notify The Company of a claim?*

You, or the person who has the right to claim benefits, must give Us written notice of a claim within 30 days after:

- 1) the date of death; or
- 2) the date of Loss.

If notice cannot be given within that time, it must be given as soon as reasonably possible after that. Such notice must include the claimant's name, address and the Policy Number.

Claim Forms: *Are special forms required to file a claim?*

Within 15 days of receiving a Notice of Claim, We will send forms to the claimant to provide Proof of Loss. If We do not send the forms within 15 days, any other written proof which fully describes the nature and extent of the claim may be submitted.

Proof of Loss: *What is Proof of Loss?*

Proof of Loss may include, but is not limited to, the following:

- 1) a completed claim form;
- 2) a certified copy of the death certificate (if applicable);
- 3) Your enrollment form;
- 4) Your beneficiary designation (if applicable);
- 5) if applicable, documentation of:
 - a) the date Your disability began;
 - b) the cause of Your disability; and
 - c) the prognosis of Your disability;
- 6) any and all medical information, including x-ray films and photocopies of medical records, including histories, physical, mental or diagnostic examinations and treatment notes;
- 7) the names and addresses of all:
 - a) Physicians or other qualified medical professionals You have consulted;
 - b) hospitals or other medical facilities in which You have been treated; and
 - c) pharmacies which have filled Your prescriptions within the past three years;
- 8) Your signed authorization for Us to obtain and release medical, employment and financial information; or
- 9) any additional information required by Us to adjudicate the claim.

All proof submitted must be satisfactory to Us.

Sending Proof of Loss: *When must Proof of Loss be given?*

Written Proof of Loss should be sent to Us:

- 1) with respect to the Life Insurance Benefits, within 90 days; and
- 2) with respect to the Accidental Death and Dismemberment Insurance Benefits, within two months;

after the Loss. However, all claims should be submitted to Us within 90 days of the date coverage ends.

If proof is not given by the time it is due, it will not affect the claim if:

- 1) it was not possible to give proof within the required time; and
- 2) proof is given as soon as possible; but
- 3) not later than one year after it is due unless You, or the person who has the right to claim benefits, are not legally competent.

Physical Examination and Autopsy: *Can We have a claimant examined or request an autopsy?*

While a claim is pending We have the right at Our expense:

- 1) to have the person who has a Loss examined by a Physician when and as often as We reasonably require; and
- 2) to have an autopsy performed in case of death where it is not forbidden by law.

General Provisions

Claim Payment: *When are benefit payments issued?*

When We determine that benefits are payable, We will pay the benefits due in accordance with the Claims to be Paid provision, but not more than 30 days after such Proof of Loss is received.

Claims to be Paid: *To whom will benefits for my claim be paid?*

Life Insurance Benefits and benefits for Loss of life under the Accidental Death and Dismemberment Insurance Benefits will be paid in accordance with the life insurance beneficiary designation.

If no beneficiary is named, or if no named beneficiary survives You, We may, at Our option, pay:

- 1) the executors or administrators of Your estate;
- 2) all to Your surviving Spouse;
- 3) if Your Spouse does not survive You, in equal shares to Your surviving Children; or
- 4) if no Child survives You, in equal shares to Your surviving parents.

In addition, We may, at Our option, pay a portion of Your Life Insurance Benefit up to \$500 to any person equitably entitled to payment because of expenses from Your burial. Payment to any person, as shown above, will release Us from liability for the amount paid.

If any beneficiary is a minor, We may pay his or her share, until a legal guardian of the minor's estate is appointed, to a person who at Our option and in Our opinion is providing financial support and maintenance for the minor. We will pay:

- 1) \$200 at Your death; and
- 2) monthly installments of not more than \$200.

Payment to any person as shown above will release Us from all further liability for the amount paid.

We will pay the Life Insurance Benefit at Your Dependent's death to You, if living. Otherwise, it will be paid, at Our option, to Your surviving Spouse or the executor or administrator of Your estate.

We will make any payments, other than for Loss of life, to You. We may make any such payments owed at Your death to Your estate. If any payment is owed to:

- 1) Your estate;
- 2) a person who is a minor; or
- 3) a person who is not legally competent;

then We may pay up to \$1,000 to a person who is related to You and who, at Our sole discretion, is entitled to it. Any such payment shall fulfill Our responsibility for the amount paid.

Beneficiary Designation: *How do I designate or change my beneficiary?*

You may designate or change a beneficiary by doing so in writing on a form satisfactory to Us and filing the form with the Employer. Only satisfactory forms sent to the Employer prior to Your death will be accepted.

Beneficiary designations will become effective as of the date You signed and dated the form, even if You have since died. We will not be liable for any amounts paid before receiving notice of a beneficiary change from the Employer.

In no event may a beneficiary be changed by a power of attorney.

Claim Denial: *What notification will my beneficiary or I receive if a claim is denied?*

If a claim for benefits is wholly or partly denied, You or Your beneficiary will be furnished with written notification of the decision. This written notification will:

- 1) give the specific reason(s) for the denial;
- 2) make specific reference to the provisions upon which the denial is based;
- 3) provide a description of any additional information necessary to perfect a claim and an explanation of why it is necessary; and
- 4) provide an explanation of the review procedure.

General Provisions

Claim Appeal: *What recourse will my beneficiary or I have if a claim is denied?*

On any claim, the claimant or his or her representative may appeal to Us for a full and fair review. To do so, he or she:

- 1) must request a review upon written application within:
 - a) 180 days of receipt of claim denial if the claim requires Us to make a determination of disability; or
 - b) 60 days of receipt of claim denial if the claim does not require Us to make a determination of disability; and
- 2) may request copies of all documents, records and other information relevant to the claim; and
- 3) may submit written comments, documents, records and other information relating to the claim.

We will respond in writing with Our final decision on the claim.

Policy Interpretation: *Who interprets policy terms and conditions?*

We have full discretion and authority to determine eligibility for benefits and to construe and interpret all terms and provisions of The Policy. This provision applies where the interpretation of The Policy is governed by the Employee Retirement Income Security Act of 1974, as amended (ERISA).

Incontestability: *When can The Policy be contested?*

Except for non-payment of premiums, the Life Insurance Benefit of The Policy cannot be contested after two years from the Policy Effective Date. This provision does not apply to the Accidental Death and Dismemberment Insurance Benefits.

In the absence of Fraud, no statement made by You relating to Your insurability will be used to contest the insurance for which the statement was made after the insurance has been in force for two years during Your lifetime. In order to be used, the statement must be in writing and signed by You.

No statement made relating to Your Dependent being insurable will be used to contest the insurance for which the statement was made after the insurance has been in force for two years during the Dependent's lifetime. In order to be used, the statement must be in writing and signed by You or Your representative.

Assignment: *Are there any rights of assignment?*

Except for the dismemberment benefits under the Accidental Death and Dismemberment Insurance Benefit, You have the right to absolutely assign all of Your rights and interest under The Policy including, but not limited to, the following:

- 1) the right to make any contributions required to keep the insurance in force;
- 2) the right to convert; and
- 3) the right to name and change a beneficiary.

We will recognize any absolute assignment made by You under The Policy, provided:

- 1) it is duly executed; and
- 2) a copy is acknowledged and on file with Us.

We and the Policyholder assume no responsibility:

- 1) for the validity or effect of any assignment; or
- 2) to provide any assignee with notices which We may be obligated to provide to You.

You do not have the right to collaterally assign Your rights and interest under The Policy.

General Provisions

Legal Actions: *When can legal action be taken?*

Legal action cannot be taken against Us:

- 1) sooner than 60 days after the date written Proof of Loss is furnished; or
- 2) three years after the date Proof of Loss is required to be furnished according to the terms of The Policy.

Workers' Compensation: *How does The Policy affect Workers' Compensation coverage?*

The Policy does not replace Workers' Compensation or affect any requirement for Workers' Compensation coverage.

Insurance Fraud: *How does The Company deal with fraud?*

Insurance fraud occurs when You, Your Dependent and/or Your Employer provide Us with false information or file a claim for benefits that contains any false, incomplete or misleading information with the intent to injure, defraud or deceive Us. It is a crime if You, Your Dependent and/or Your Employer commit insurance fraud. We will use all means available to Us to detect, investigate, deter and prosecute those who commit insurance fraud. We will pursue all available legal remedies if You, Your Dependent and/or Your Employer perpetrate insurance fraud.

Misstatements: *What happens if facts are misstated?*

If material facts about You or Your Dependent were not stated accurately:

- 1) the premium may be adjusted; and
- 2) the true facts will be used to determine if, and for what amount, coverage should have been in force.