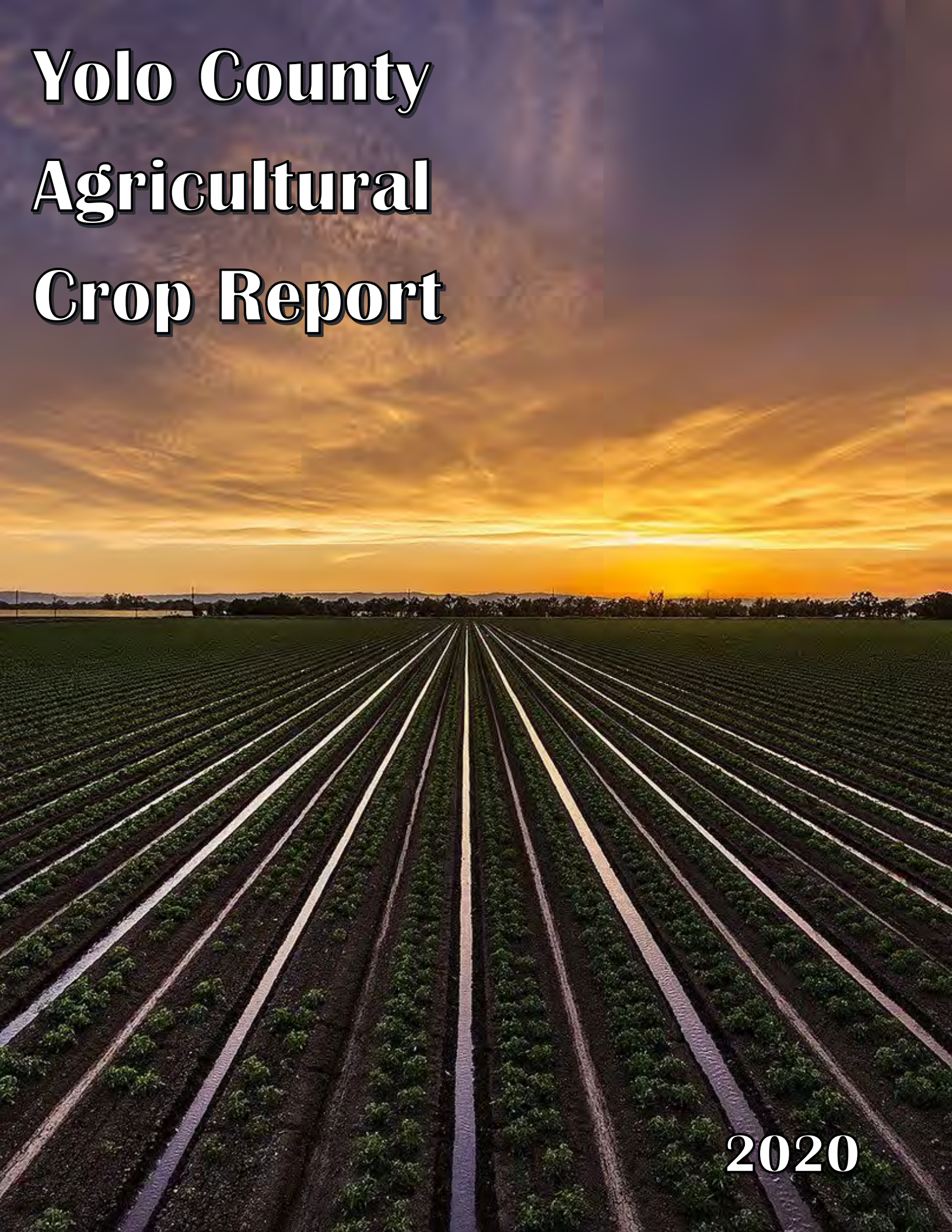



# **Yolo County Agricultural Crop Report**



**2020**





# County of Yolo

Agriculture / Weights & Measures Department

**Humberto Izquierdo**

AGRICULTURAL COMMISSIONER  
SEALER OF WEIGHTS AND MEASURES

70 COTTONWOOD STREET WOODLAND, CALIFORNIA 95695-2557

Phone (530) 666-8140

Fax (530) 662-6094

Karen Ross, Secretary, California Department of Food and Agriculture

and

Honorable Board of Supervisors, County of Yolo:

Supervisor Jim Provenza, Chair, District 4

Supervisor Angel Barajas, Vice Chair, District 5

Supervisor Oscar Villegas, District 1

Supervisor Don Saylor, District 2

Supervisor Gary Sandy, District 3

Pursuant to the provisions of Sections 2279 and 2272 of the California Food and Agricultural Code, I am pleased to present the Yolo County Crop Report for 2020. This annual publication summarizes the acreage production and valuation of Yolo County's agricultural commodities. These figures denote gross value of production and do not attempt to reflect net farm income.

The gross value of Yolo County's agricultural production for 2020 was \$670,077,651. This represents a decrease of \$95,153,349 or 12.5% below 2019's value of \$765,231,000. This loss comes, in part, from a 46% decrease in almond prices.

Tomatoes have regained the number one spot with a gross value of \$127,435,000, followed by Wine Grapes with a gross value of \$104,951,000. Almonds, Rice, Organic Production, are the top five commodities according to gross value. Sunflower Seed, Walnuts, Alfalfa Hay, Nursery Products and Olives(oil) round out the top ten commodities for 2020.

I would like to express my appreciation to all the farmers, ranchers, and agencies who contributed data to make this report possible. Special recognition for the compilation of this report goes to Rubi Reyes, Dennis Chambers, and Jenni King.

To see this or any previous crop reports online, or to learn about the programs and services provided by the Yolo County Department of Agriculture, visit: [www.yolocounty.org/ag](http://www.yolocounty.org/ag).

Respectfully submitted,

Humberto Izquierdo

Agricultural Commissioner/ Sealer of Weights and Measures





# Table Of Contents

Letter to the Board of Supervisors .....	1
Top 20 Commodities .....	4
Vegetable Crops, Organic Production, Nursery Products .....	5
Wine Grapes .....	6
Field Crops .....	7
Seed Crops, Fruit & Nut Crops .....	8
Livestock & Poultry.....	9
Commodity Summary.....	10
Pest Exclusion.....	11
Yolo county 2020 Export Partners.....	12
Sustainable Agriculture.....	13
Community Supported Agriculture .....	14
Certified Farmers Markets.....	15
Wine Tasting Rooms.....	16
Weights and Measures .....	17
Department Staff .....	18
Department Overview .....	19

# TOP 20 COMMODITIES

Commodity	2020	2019	2018
1. Tomatoes, Processing	\$127,435,000	\$107,540,000	\$100,944,000
2. Grapes, Wine (All)	\$104,951,000	\$108,143,000	\$83,596,000
3. Almonds (Meats)	\$98,250,000	\$157,776,000	\$112,980,000
4. Rice <sup>1</sup>	\$67,667,000	\$57,086,000	\$52,000,000
5. Organic Production (All)	\$46,080,000	\$56,902,000	\$48,525,000
6. Sunflower Seed	\$33,422,000	\$26,260,000	\$24,978,000
7. Walnuts (All)	\$27,550,000	\$35,800,000	\$25,842,000
8. Hay, Alfalfa	\$27,270,000	\$30,492,000	\$28,457,000
9. Nursery (All) <sup>2</sup>	\$25,265,298	\$18,734,000	\$19,687,000
10. Olives (Oil)	\$16,704,000	\$14,860,000	\$19,068,000
11. Apiary <sup>3</sup>	\$16,230,520	\$14,301,000	\$15,707,000
12. Cattle and Calves	\$13,780,000	\$16,046,000	\$10,488,000
13. Wheat	\$12,285,000	\$10,399,000	\$11,432,000
14. Pistachios*	\$8,569,000	\$2,566,200	
15. Pasture and Grass Seed	\$8,430,000	\$7,412,000	\$6,673,000
16. Corn, Field	\$6,437,000	\$5,452,000	\$6,623,000
17. Plums (Dried)	\$5,950,000	\$8,736,000	\$4,377,000
18. Almonds (Hulls)	\$4,452,000	\$4,190,000	\$3,600,000
19. Hay, Grain <sup>4</sup>	\$3,944,000	\$2,607,000	\$1,967,000
20. Vine Seed	\$2,884,000	\$5,092,000	\$2,836,000


<sup>1</sup> Includes seed; values include Federal Rice Payments

<sup>2</sup> Includes bareroot, benchcraft, budwood, container stock, cuttings, organic transplants, transplants, and trees

<sup>3</sup> Includes colonies, honey, package bees, pollination, queens, and wax

<sup>4</sup> Includes oat, ryegrass, sudangrass, and volunteer hay

\*2019 total value has been corrected



# VEGETABLE CROPS

Crop	Year	Production			Value	
		Harvested Acres	Per Acre	Total Tons	Per Ton	Total
Tomatoes, Processing	2020	30,700	50.79	1,655,000	\$77	\$127,435,000
	2019	30,700	46.10	1,415,000	\$76	\$107,540,000
Miscellaneous <sup>1</sup>	2020	5,300				\$13,902,000
	2019	6,350				\$17,468,000
<b>Total</b>	<b>2020</b>	<b>37,050</b>				<b>\$141,337,000</b>
	<b>2019</b>	<b>36,060</b>				<b>\$125,008,000</b>

<sup>1</sup> Miscellaneous-asparagus, broccoli, cabbage, cantaloupes, cucumber, garbanzo beans, garlic, melons (including honeydew), peppers, pumpkins, squash, sweet corn, tomatoes (fresh), watermelons, and other truck crops; total may vary due to specialty market contracts

# ORGANIC PRODUCTION



Crop	Year	Acres	Total
Production, Organic*	2020	19,400	\$43,760,000
	2019	36,900	\$52,994,000
Fresh Market, Organic	2020	400	\$2,320,000
	2019	430	\$3,908,000
<b>Total</b>	<b>2020</b>	<b>19,800</b>	<b>\$46,080,000</b>
	<b>2019</b>	<b>37,330</b>	<b>\$56,902,000</b>

\* Includes organic rangeland

89 farms registered as organic, of which 66 are certified by Yolo Certified Organic Agriculture (YCOA)

# NURSERY PRODUCTS

Crop	Year	Acres	Total
Propagative Stock <sup>1</sup>	2020	300	\$14,819,298
	2019	273	\$9,342,000
Nursery Stock <sup>2</sup>	2020	85	\$10,446,000
	2019	85	\$9,392,000
<b>Total</b>	<b>2020</b>	<b>385</b>	<b>\$25,265,298</b>
	<b>2019</b>	<b>358</b>	<b>\$18,734,000</b>

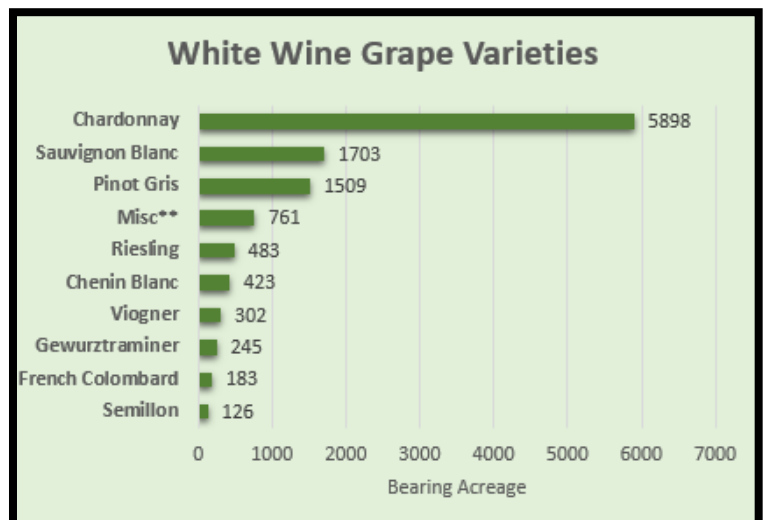
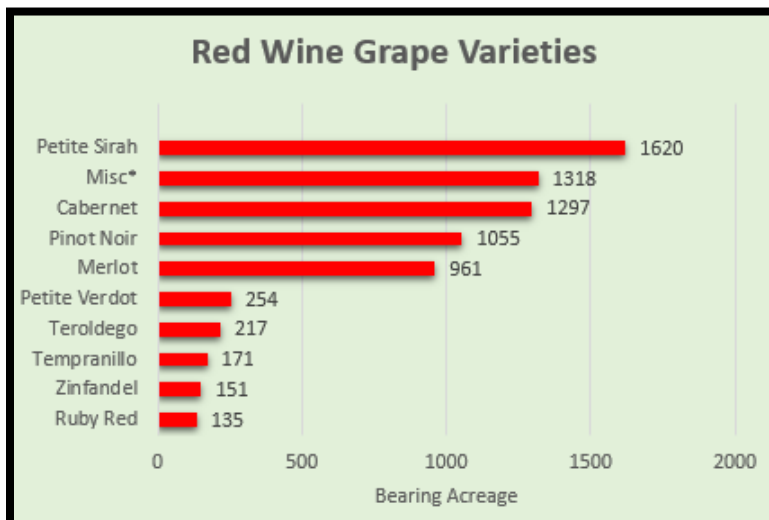
<sup>1</sup> Includes bareroot, benchgraft, budwood, and cuttings

<sup>2</sup> Includes container stock, organic transplants, transplants, and trees



# WINE GRAPES

Crop	Year	Production			Value	
		Harvested Acres	Per Acre	Total Tons	Per Ton	Total
Wine Grapes (Red)	2020	7,500	6	45,000	\$844	\$37,980,000
	2019	7,870	5.99	47,100	\$1,050	\$49,455,000
Wine Grapes (White)	2020	11,700	9	105,300	\$636	\$66,971,000
	2019	11,200	8	70,200	\$811	\$58,688,000
<b>Total</b>	<b>2020</b>	<b>19,200</b>				<b>\$104,951,000</b>
	<b>2019</b>	<b>19,070</b>				<b>\$108,143,000</b>



\*Includes Aglianico, Alicante Bouschet, Barbera, Carignan, Cinsaut, Counoise, Dakapo, Dornfelder, Durif, Gamay, Grenache, Malbec, Marselan, Mourvedre, Nebbiolo, Primitivo, Sangiovese, Syrah, Tannat, and others

\*\*Includes Albarino, Airen, Grenache Blanc, Muscat Blanc, Picpoul Blanc, Roussanne, Symphony, Verdelho, Vermentino, and others



# FIELD CROPS

Crop	Year	Production			Value		
		Harvested Acres	Per Acre	Total Tons	Per Ton	Total	
Corn, Field	2020	6,870	6.01	41,000	\$157	\$6,437,000	
	2019	7,110	4.98	35,400	\$154	\$5,452,000	
Hay, Alfalfa	2020	24,210	5.56	135,000	\$202	\$27,270,000	
	2019	26,300	5.86	154,000	\$198	\$30,492,000	
Hay, Grain <sup>1</sup>	2020	8,980	3.24	29,000	\$136	\$3,944,000	
	2019	8,620	3.09	26,600	\$98	\$2,607,000	
Pasture, Irrigated	2020	6,700			*	\$139	\$931,300
	2019	6,700			*	\$120	\$804,000
Pasture, Dry	2020	30,700			*	\$24	\$736,800
	2019	12,100			*	\$24	\$259,000
Rice <sup>2</sup>	2020	37,700	4.50	157,000	\$431	\$67,667,000	
	2019	34,700	4.22	146,000	\$391	\$57,086,000	
Safflower	2020	5,800	0.99	6,000	\$453	\$2,718,000	
	2019	4,500	1.04	4,680	\$430	\$2,012,000	
Wheat	2020	21,440	2.94	63,000	\$195	\$12,285,000	
	2019	27,400	2.33	63,800	\$163	\$10,399,000	
Miscellaneous	2020	4,570				\$15,897,993	
	2019	7,160				\$12,982,000	
<b>Total</b>	<b>2020</b>	<b>146,970</b>				<b>\$137,887,093</b>	
	<b>2019</b>	<b>134,590</b>				<b>\$122,093,000</b>	

<sup>1</sup> Includes barley, dried beans, milo, oats, ryegrass, straw, sudangrass, triticale, volunteer hay

<sup>2</sup> Includes seed- values include Federal Rice Payments

\* Indicates value per acre



# SEED CROPS

Certified Seed	Year	Harvested		Non-Certified Seed	Year	Harvested	
		Acres	Total Value			Acres	Total Value
Small Grain	2020	3,340	\$3,455,170	Pasture and Grass	2020	900	\$8,430,000
	2019	3,500	\$3,054,000		2019	700	\$7,412,000
Sunflower	2020	22,140	\$33,422,000	Vine Seed	2020	750	\$2,884,000
	2019	26,000	\$26,260,000		2019	1,650	\$5,092,000
Miscellaneous <sup>1</sup>	2020	2,340	\$5,300,380	Miscellaneous <sup>2</sup>	2020	2,160	\$1,093,440
	2019	2,550	\$7,551,000		2019	1,810	\$3,677,000
<b>Total</b>	<b>2020</b>	<b>27,820</b>	<b>\$42,177,550</b>	<b>Total</b>	<b>2020</b>	<b>3,810</b>	<b>\$12,407,440</b>
	<b>2019</b>	<b>32,050</b>	<b>\$36,865,000</b>		<b>2019</b>	<b>4,160</b>	<b>\$16,181,000</b>



<sup>1</sup> Includes alfalfa, carrots, corn, cucumbers, melons, onions, peppers, pumpkins, safflower, squash, and watermelons

<sup>2</sup> Includes cole crops, corn, cucumbers, melons, onions, squash, rice, and watermelons

# FRUIT & NUT CROPS

Crop	Year	Production			Value	
		Harvested Acres	Per Acre	Total Tons	Per Ton	Total
Almond (Meats)	2020	37,100	1.06	39,300	\$2,500	\$98,250,000
	2019	34,900	0.99	34,600	\$4,560	\$157,776,000
Almond (Hulls)	2020	37,100		44,520	\$100	\$4,452,000
	2019	34,900		41,900	\$100	\$4,190,000
Olives (Oil)	2020	6,000	3.86	23,200	\$720	\$16,704,000
	2019	4,920	4.13	20,300	\$732	\$14,860,000
Pistachios	2020	3,000	0.62	1,900	\$4,510	\$8,569,000
	2019*	1,500	0.52	780	\$3,290	\$2,566,200
Plums, Dried	2020	1,600	2.13	3,400	\$1,750	\$5,950,000
	2019	1,630	3.19	5,200	\$1,680	\$8,736,000
Walnuts, All	2020	14,600	1.30	19,000	\$1,450	\$27,550,000
	2019	14,900	1.34	20,000	\$1,790	\$35,800,000
Miscellaneous <sup>1</sup>	2020	400				\$5,111,726
	2019	390				\$5,062,000
<b>Total</b>	<b>2020</b>	<b>99,800</b>				<b>\$166,586,726</b>
	<b>2019</b>	<b>91,640</b>				<b>\$228,990,200</b>

<sup>1</sup> Includes apples, apricots, blackberries, blueberries, cherries, chestnuts, citrus, figs, kiwis, mulberries, nectarines, oranges, peaches, pears, persimmons, plums, pomegranates, raisins, strawberries, and table grapes

\*Pistachios total acreage and value has been corrected for 2019

## Acreage Statistics 2020

Crop	Bearing Acres	Non-Bearing Acres	Total Acres
Almond	37,100	11,500	48,600
Walnut	14,600	3,500	18,100
Pistachio	3,000	5,700	8,700
Olives	6,000	0	6,000
Plums, Dried	1,600	1,100	2,700

# LIVESTOCK & POULTRY

Commodity	Year	Production		Value	
		Head	Live Weight	Per Cwt.	Total
Cattle and Calves	2020	19,200	104,400	\$132	\$13,780,000
	2019	19,200	113,000	\$142	\$16,046,000
Sheep and Lambs	2020	10,166	12,300	\$125	\$1,537,500
	2019	11,700	14,100	\$145	\$2,045,000
Miscellaneous <sup>1</sup>	2020				\$1,109,600
	2019				\$982,000
<b>Total</b>	<b>2020</b>				<b>\$16,427,100</b>
	<b>2019</b>				<b>\$19,073,000</b>

<sup>1</sup>Includes hogs, poultry, and slaughter sheep

## Apiary, Livestock & Poultry Products

Commodity	Year	Total
Apiary <sup>2</sup>	2020	\$16,230,520
	2019	\$14,301,000
Miscellaneous <sup>3</sup>	2020	\$2,905,474
	2019	\$2,063,000
<b>Total</b>	<b>2020</b>	<b>\$19,135,994</b>
	<b>2019</b>	<b>\$16,364,000</b>

<sup>2</sup>Includes colonies, honey, package bees, pollination, and wax

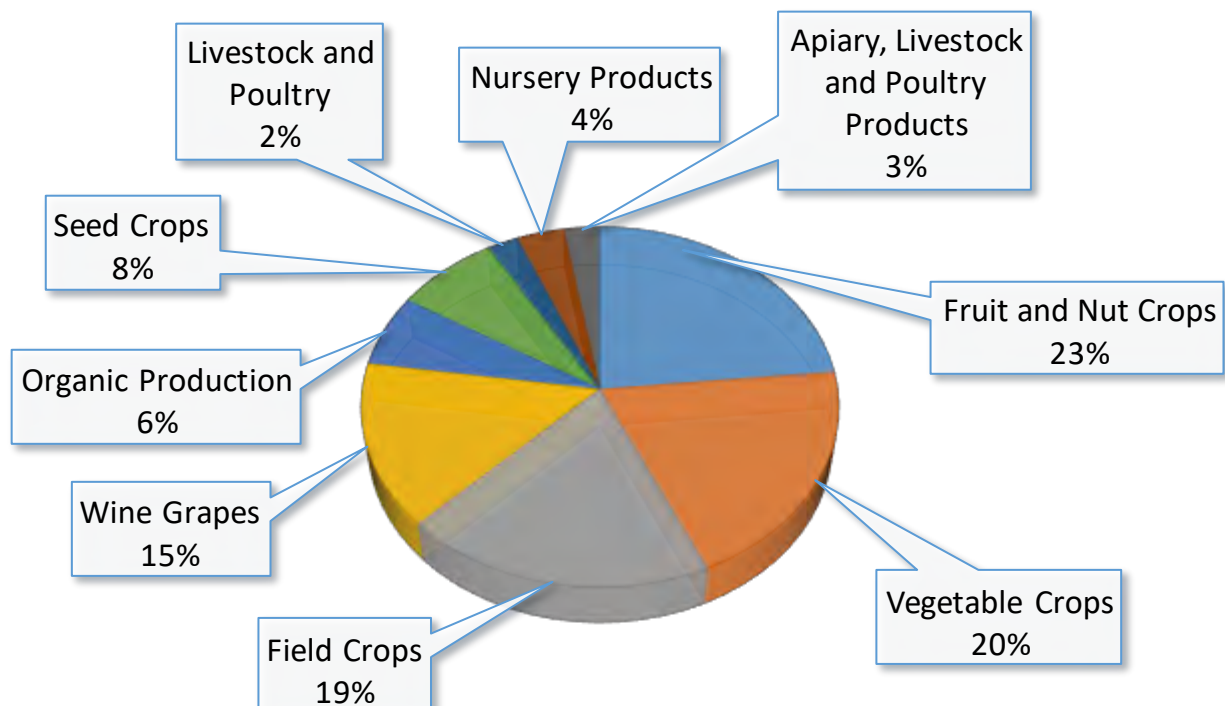
<sup>3</sup>Includes eggs, milk, and wool



# COMMODITY SUMMARY

Commodity	2020	2019	2018
Fruit and Nut Crops	\$166,586,726	\$228,990,200	\$179,245,000
Vegetable Crops	\$141,337,000	\$125,008,000	\$124,626,000
Field Crops	\$137,467,093	\$122,093,000	\$129,393,000
Wine Grapes	\$104,951,000	\$108,143,000	\$83,596,000
Organic Production	\$46,080,000	\$56,902,000	\$48,525,000
Seed Crops	\$54,584,990	\$53,046,000	\$54,921,000
Livestock and Poultry	\$16,427,100	\$19,073,000	\$20,541,000
Nursery Products	\$25,265,298	\$18,734,000	\$19,687,000
Apiary, Livestock and Poultry Products	\$19,135,994	\$16,364,000	\$15,362,000
<b>Total</b>	<b>\$711,835,201</b>	<b>\$748,353,200</b>	<b>\$675,896,000</b>

## COMMODITY SUMMARY VALUE 2020



# PEST EXCLUSION



Some insects and plant diseases are well known for the destruction they cause to agriculture, urban landscapes, and forests. Most of these pests are exotic to Yolo County, and could quickly infest a territory as rich in agriculture as ours. The Agricultural Commissioner's office maintains a diligent Exclusion Program to prevent pests from entering our borders. Inspectors keep watch over incoming plant shipments to nurseries, farms research facilities, box stores, and individuals.

In 2020, 877 plant shipments were inspected and 67 were rejected for Federal or State Quarantine violations for live pest finds. For the eighth year in a row, Yolo County led the State in pest interceptions at the United States Postal Service in California for 2020. Over **31 serious pests** were stopped from entering the 20 County delivery area covered by the Postal Sectional Center in West Sacramento.



Export Commodities

Federal & Domestic Certification

6,907 certificates issued

Export Seed

Field Inspection

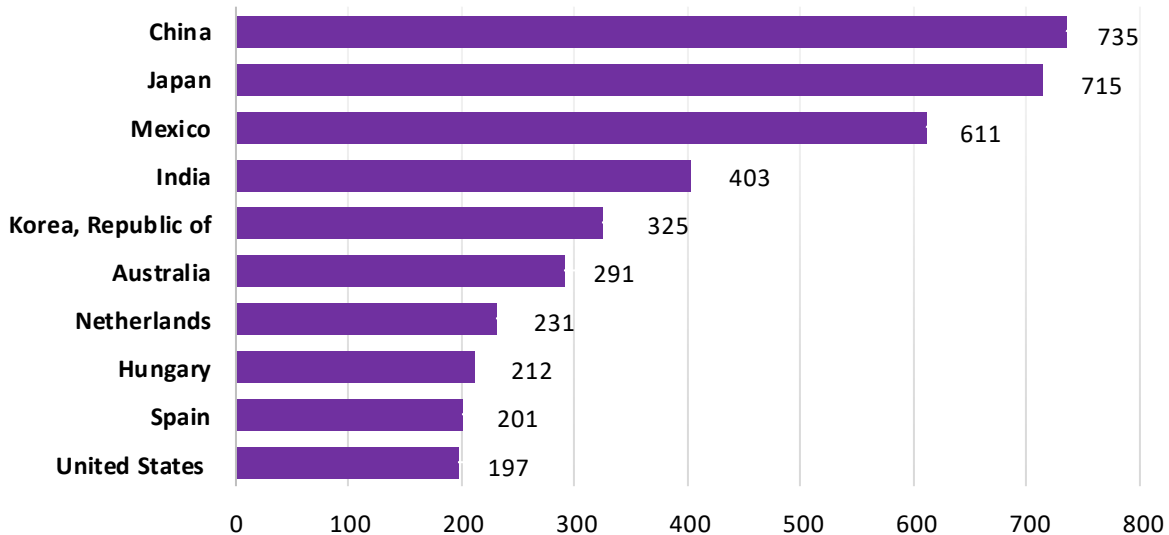
1021 sites/ 20647.86 acres

In 2020, Yolo County Staff inspected 1,021 certified fields which amounted to 20,647.86 acres. Most fields are inspected twice for diseases of concern and must pass inspection to meet certified seed standards. Yolo County Staff work diligently to keep destructive pests and diseases from affecting county agriculture.

# YOLO COUNTY 2020 EXPORT PARTNERS



## TOP 10 EXPORT PARTNERS



# SUSTAINABLE AGRICULTURE REPORT 2020



Target Pest	Number of Traps
Apple Maggot	43
European Grapevine Moth	651
Glassy Winged Sharpshooter	128
Khapra Beetle	67
Japanese Beetle	37
Light Brown Apple Moth	154
McPhail Trap-Fruit Flies	52
Medfly	128
Melon Fruit Fly	128
Oriental Fruit Fly	31
Vine Mealybug	16

Yolo County also keeps a comprehensive Detection Program, as a second line of defense and early warning system against inadvertent pest introductions. This system of insect trapping identifies foreign pests before they can become established, avoiding major financial and environmental impacts. In 2020 over 1,000 Yolo County residents cooperated to host residential traps for Mediterranean, Oriental, and Melon Fruit Flies, Gypsy Moth, Japanese Beetle, Glassy-winged Sharpshooter, and Light Brown Apple Moth. Additional Glassy-winged Sharpshooter traps were placed in plant nurseries. European Grapevine Moth and Apple Maggot traps were situated among corresponding host crops. In total, traps were checked over 5,900 times by Yolo County Pest Detection Trappers.

## Biological Control

Pest	Agent/Mechanism	Scope of Program
Puncture Vine <i>Tribulus terrestris</i>	Seedhead Weevil <i>Microlarinus lareynil</i>	Countywide
Yellow Starthistle <i>Centaurea solstitialis</i>	Seedhead Weevil <i>Bandastemus orientalis</i>	Countywide
	Hairy Weevil <i>Eustenopus villosus</i>	Countywide
	Yello Starthistle Rust <i>Puccinia jaceae var. solstitialis</i>	4 Sites
Ash Whitefly <i>Syphoninus phillyreae</i>	Parastic Wasps <i>Encarsia parenopea</i>	Countywide

# YOLO COUNTY COMMUNITY SUPPORTED AGRICULTURE

Community Supported Agriculture (CSA) consists of members or “shareholders” of a farm or garden who cover the anticipated costs of the farm operation and farmer’s salary. The consumer joins a CSA program and purchases, in advance, a share of the farm’s crop each week, delivered to a predetermined spot, usually near the customer’s home or worksite.

## Riverdog Farm

*Owned by Trini Campbell & Tim Mueller  
450 acre organic farm in Capay Valley*

P.O. Box 42  
Guinda, CA 95637  
(530) 796-3802  
riverdogfarm.com

## Farm Fresh to You

*Farming organically since 1976  
Home delivered CSA boxes*

23808 State Highway 16  
Capay, CA 95607  
(800) 796-6009  
farmfresh toyou.com

## Terra Firma Farms, Inc.

*Founded by Paul Holmes in 1990, partnered with Paul Underhill and Hector Melendez- 200 acre organic farm*

P.O. Box 836  
Winters, CA 95694  
(530) 795-2473  
terrafirmafarm.com

## Full Belly Farm

*Founded in 1985 in the Capay Valley  
400 acre highly diversified organic program*

P.O. Box 251  
Guinda, CA 95637  
530-796-2214  
fullbellyfarm.com

## UC Davis Student Harvest CSA

*Fresh, student grown organic produce  
Subscribers must be UC Davis students & employees*

143 Robins Hall (UC Davis)  
Davis, CA 95616  
(530) 304-1898  
asi.ucdavis.edu/programs/sf/farm-marketplace

## Good Humus Produce

*Founded in 1970’s by Jeff & Annie Main  
Small, diversified, organic family farm*

12255 County Road 84A  
Capay, CA 95607  
530-787-3187  
goodhumus.com



# YOLO COUNTY CERTIFIED FARMERS MARKETS

The certified farmers market concept is an effort to re-establish the traditional link between farmers and consumers. Certified farmers markets are locations approved by the agricultural commissioner where certified farmers offer for sale only those agricultural products they grow themselves.

## Woodland Certified Farmers Market

NE corner of First & Court Street, Woodland

May-October: Saturday 9:00am-12:00pm

[thewoodlandfarmersmarket.org](http://thewoodlandfarmersmarket.org)

## Davis Farmers Market

Central Park, 301 C Street, Davis

April-October: Wednesday 4:30 pm-sunset

November-March: Wednesday 3:00pm-6:00pm

All year: Saturday 8:00am-1:00pm

[davisfarmersmarket.org](http://davisfarmersmarket.org)

## Woodland Certified Farmers Market- Woodland Healthcare Campus

1325 Cottonwood Street, Woodland

June-September: Tuesday 4:30pm-7:00pm

[thewoodlandfarmersmarket.org](http://thewoodlandfarmersmarket.org)

## Sutter Davis Hospital Farmers Market

2000 Sutter Place, Davis

May-October: Thursday 10:00am-1:00pm

[davisfarmersmarket.org](http://davisfarmersmarket.org)

## UC Davis Farmers Market

University of California, Davis, West Quad

April-June: Wednesday 11:00am-1:30pm

October-November: Wednesday 11:00am-1:30pm

[farmersmarket.ucdavis.edu](http://farmersmarket.ucdavis.edu)



# YOLO COUNTY WINE TASTING ROOMS

## **Berryessa Gap Winery & Tasting Room**

15 Main Street, Winters  
(530) 795-3201  
Monday & Tuesday 11:00am– 6:00pm  
Wednesday– Saturday 11:00am -9:00pm

27260 Highway 128, Winters  
(530) 795-3345  
Thursday-Friday 3:00pm-8:00pm  
Saturday-Sunday 11:00am-6:00pm

## **Bogle Vineyards**

37783 County Road 144, Clarksburg  
(916) 744-1092  
Monday-Friday 10:00 am-5:00pm  
boglewinery.com

## **Capay Valley Vineyards**

13757 State Highway 16, Brooks  
(530) 796-4110  
Saturday & Sunday 12:00pm-5:00pm  
capayvalleyvineyards.com

## **Great Bear**

24800 County Road 101A, Davis  
(530) 574-1516  
Fridays 5:00pm-8:00pm  
Saturdays 12:00pm-4:00pm

## **Heringer Estates**

37375 Netherlands Road, Clarksburg  
(916) 744-1919  
Daily: 11:00am-5:00pm  
heringerestates.com

## **Julietta Winery**

51221 Clarksburg Road, Clarksburg  
(916) 744-9090  
Daily:12:00pm -6:00pm  
juliettainery.com

## **Matchbook Wine Company**

12300 County Road 92B, Zamora  
(530) 662-1032 ext. 215  
Sunday-Thursday 11:00am-4:30pm  
Friday & Saturday 11:00am-8:30pm

matchbookwines.com

## **Miner's Leap Winery**

54250 South River Road, Clarksburg  
(916) 882-1000  
Friday-Sunday 12:00pm-5:00pm

minersleap.com

## **Old Sugar Mill – Fifteen Wineries**

35265 Willow Avenue, Clarksburg  
(916) 744-1615  
Daily: 11:00am-5:00pm  
Individual winery hours may vary

oldsugarmill.com

Batia Vineyards

Bonitata Boutique Wine

Bump City

Carvalho Family Winery

Clarksburg Wine Company

Draconis by Matt Powell

Due Vigne di Famiglia

Elevation Ten

Kirchhoff Family Wines

Perry Creek Winery

Rendez-vous Winery

Scott Harvery Wines

Séka Hills Wines

Three Wine Company

Todd Taylor Wines

## **Satiety Winery & Café**

40101 County Road 25A, Woodland  
(530) 796-3400

Monday-Friday 8am-5:00pm  
Saturday & Sunday 11:00am-6:00pm

## **Séka Hills Olive Mill & Tasting Room**

19326 County Road 78, Brooks  
(530) 796-2810  
Wednesday-Sunday 11:00am-5:00pm

sekahills.com/Tasting-Room

## **Sundstrom Hill Winery**

2744 Del Rio Place, Suite 130, Davis  
(530) 304-9964  
Saturday 2:00pm-5:00pm  
2nd & 4th Thursday of every month  
5:00pm-7:00pm

sundstromhill.com

## **Turkovich Family Wines**

304 Railroad Avenue, Winters  
(530) 795-3842  
Sunday-Wednesday 10:00am-6:00pm  
Thursday-Saturday 10:00am-9:00pm

turkovichwines.com

# WEIGHTS & MEASURES

County weights and measures officials (Sealers) serve all consumers as the local regulatory agency authorized to enforce the California Business and Professions Code and the California Code of Regulations pertaining to issues of “Equity in the Marketplace”. This enforcement efficiently and effectively protects local commerce, thus encouraging stability in the State’s economy.

Consumer protection is serviced through the following elements:

- ⇒ Verifying correct transactions of purchased consumer goods sold by weight, volume or count (such as scanner pricing and correct labeling on prepackaged or bulk commodities)
- ⇒ The inspection and testing of commercial weighing and measuring devices, to assure their accuracy. Such devices include grocery store check-out stands, gas pumps, gas and electric meters and other devices used to measure, weigh or meter consumer goods, including large and small capacity scales
- ⇒ The sampling of petroleum products at commercial locations for quality



## In 2020, the Weights & Measures Division:

### Inspected 1849 measuring devices, including:

- 691 retail fuel meters
- 971 gas and electric meters
- 59 retail water meters
- 47 fuel truck meters

### Inspected 1,121 weighing devices, including:

- 492 computing scales
- 187 portable platform scales
- 87 counter scales
- 95 vehicle scales

### Performed:

- 130 quality control inspections to verify proper net weight
- 3369 price verification inspections
- 45 petroleum inspections for labeling and fuel quality
- 22 credit card skimmer inspections and answered multiple consumer complaints

- 45 liquefied petroleum gas meters
- 18 diesel exhaust fluid meters
- 18 fabric cordage meters

- 87 prescription scales
- 9 hanging scales
- 5 livestock scales
- 3 railway scales
- 156 Forklift & miscellaneous scales

# DEPARTMENT STAFF

## County Administrator

Patrick S. Blacklock

## Department of Agriculture and Weights & Measures Staff

John Young, Agricultural Commissioner, Sealer of Weights and Measures, Retired

David Guerrero, Chief Deputy Agricultural Commissioner

Angelica Duarte, Administrative Clerk

Barbara Christopherson, Office Support Specialist

Courtney Stemen, Agricultural and Standards Inspector

Danielle Ballard, Agricultural and Standards Inspector

David Brown, Deputy Commissioner

Elpidio Tijerino, Agricultural and Standards Inspector

Gideon Rector, Agricultural and Standards Inspector

Gregory Peters, Agricultural and Standards Inspector

Jack De Wit, Deputy Sealer

Jason Kincanon, Agricultural and Standards Technician

Jenni King, Deputy Commissioner

Joel Felice, Agricultural and Standards Inspector

Joel Hernandez, Agricultural and Standards Inspector

Laura Martinez, Office Support Specialist

Mark Kochi, Agricultural and Standards Technician

Michelle Lawson, Agricultural and Standards Inspector

Rocio Munoz, Agricultural and Standards Inspector

Rubi Reyes, Administrative Clerk

Sabrina Ledesma, Business Services Supervisor

## Seasonal Staff

Bill Lyon

David Ruvalcaba

Deb Simpson

Dennis Chambers

Diego Ledesma

Herb Wimberly

Ivan Lopez

Jorge Galo

Kyler Stassi

Rachel Schuster

Ramiro Hernandez

Tanner Brown

Trang Duong

Valerie Klein

This Crop Report, and every Crop Report since 1937, is available on the Yolo County Agriculture Department's website. Along with the Crop Report archives, online information is also available about the roles, responsibilities, services and programs provided by the Yolo County Agriculture Department. Electronic forms and handouts can be found as well as links to other agriculture-related resources.

In some cases, visitors to certain webpages can subscribe to receive e-mail updates.

Visit the Yolo County Agriculture Department's website: [www.yolocounty.org/ag](http://www.yolocounty.org/ag)

# Yolo County Department of Agriculture and Weights & Measures

## YOLO COUNTY STRATEGIC GOALS

- Advance innovation
- Champion job creation and economic opportunities
- Collaborate to maximize success
- Enhance and sustain the safety net
- Preserve and ensure safe and crime free communities
- Preserve and support agriculture
- Protect open space and the environment
- Provide fiscally sound, dynamic and responsive service

## VISION

Our vision is to serve agriculture, the business community and the residents of Yolo County, through collaboration and partnership using the most efficient, effective and progressive means available, doing our part to ensure Yolo County has preserved agriculture and is a safe, healthy, and enjoyable environment in which to work, play and live.

## MISSION

Our mission is to promote and protect Yolo County agriculture and the environment, ensure the health and safety of our residents, and foster confidence and equity in the marketplace through the fair and equitable enforcement of the laws, regulations, and ordinances enacted by the people of the State of California and the County of Yolo.

## VALUES

Employees of the Department of Agriculture and Weights & Measures, in an effort to accomplish the Department's Vision and Mission, share these values in the course of our work and our employment with Yolo County.

- Honesty
- Integrity
- Trust
- Enthusiasm
- Courtesy
- Customer Service
- Initiative
- Continuous Improvement

- Good Stewardship of Scarce Public Resources
- Personal and Professional Growth
- Respect and Tolerance of the Rights and Beliefs of Others



Yolo County Agriculture Department  
70 Cottonwood Street  
Woodland, California 95695