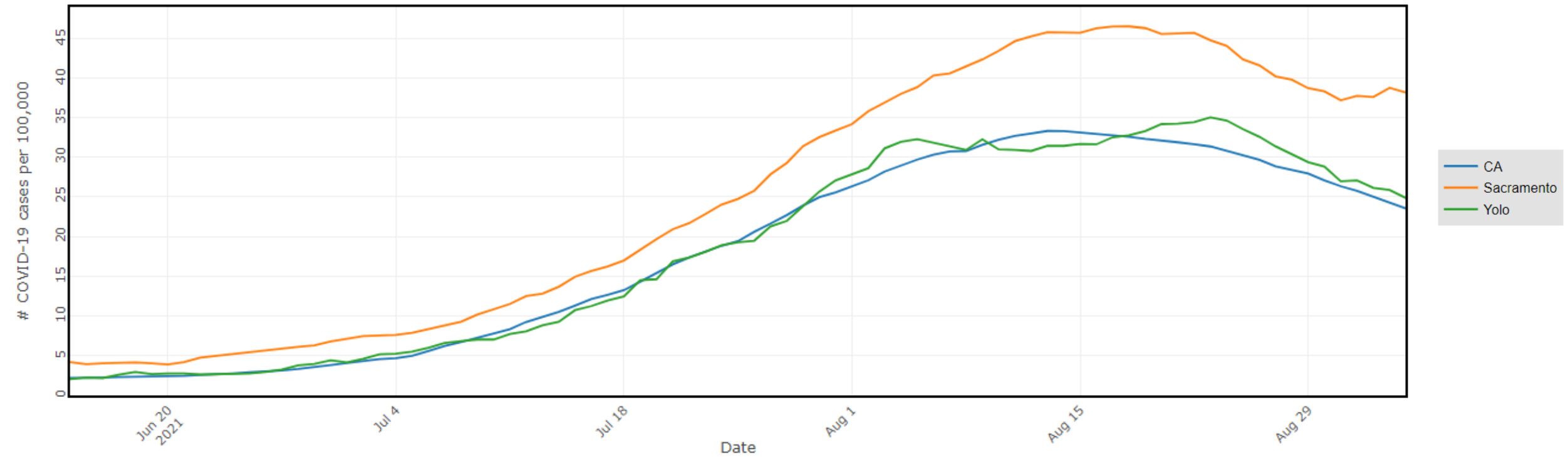


Overview

- COVID by the numbers
- COVID vaccines
- School re-opening

Yolo's COVID-19 case rate is decreasing.



Yolo's daily case rate of 25 qualifies as high per CDC.

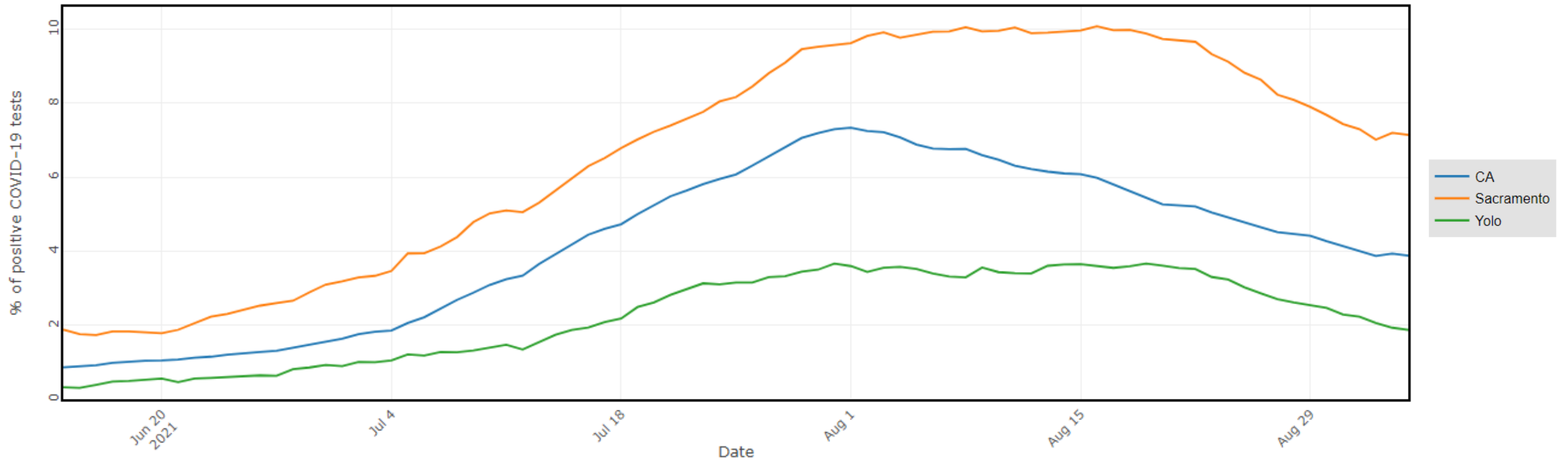
Yolo
24.9/100k/day
174/100k/week



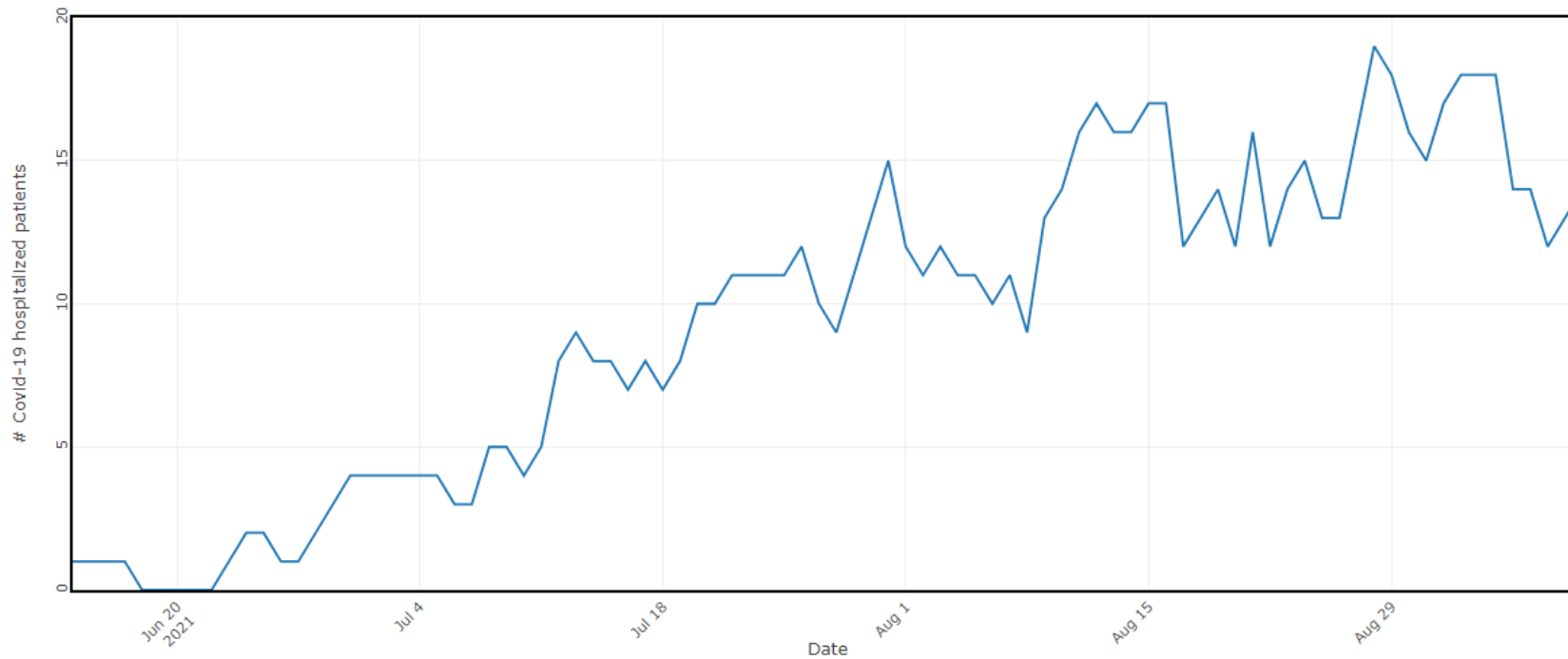
Table 1. CDC Indicators and Thresholds for Community Transmission of COVID-19¹

Indicator	Low Transmission Blue	Moderate Transmission Yellow	Substantial Transmission Orange	High Transmission Red
Total new cases per 100,000 persons in the past 7 days ²	0-9	10-49	50-99	≥ 100

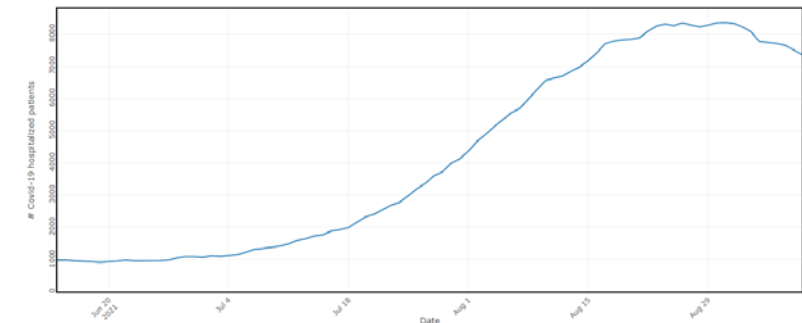
Yolo's COVID-19 testing positivity also decreasing.



COVID-19 hospitalizations high and variable.



Date	COVID-19+ Patients in Hospital
6/15	1
9/13	18 (10 ICU)*



California Hospitalizations

*On 9/13, 14/18 (78%) hospitalized COVID-19 patients were unvaccinated

56% of Yolo residents are fully vaccinated.

Age Group	% At Least 1 Dose	% Fully Vaccinated
All Ages	63%	56%
12-15	55%	47%
16-19	44%	38%
20-24	47%	42%
25-29	72%	63%
30-34	94%	82%
35-44	88%	78%
45-54	86%	77%
55-64	91%	82%
65-74	91%	84%
75-84	82%	77%
85+	82%	74%

Safe schools are a priority.

- Keeping students safely in school is a top priority
 - Student learning, development, & mental health
 - Supports rest of workforce
- Everybody plays a role in keeping schools safe
- A case reported at a school does not mean that a school is unsafe
- Youth sports guidance supports school safety
 - CDPH guidance (requirements)
 - Yolo County supplemental guidance (recommendations)