

YOLO COUNTY AGREEMENT NO. _____

(Amendment 2 to Agreement No. 2013-0159 with Quincy Engineering, Inc. relating to Bridge Design Services, to revise the scope, extend the term and increase the maximum compensation)

THIS AGREEMENT is made and entered into this _____ day of _____, 2021, by and between the County of Yolo, a political subdivision of the State of California (“County”), and Quincy Engineering, Inc., a California corporation (“Contractor”), who agree as follows.

WHEREAS, on or about September 17, 2012, the parties entered into an Agreement for Contractor to provide surveying, bridge design, and environmental services to the County for two bridge projects (Yolo County Agreement No. 2013-0159); and

WHEREAS, on July 26, 2016, Amendment 1 was approved for Yolo County Agreement No. 2013-0159; and

WHEREAS, Project 1 of the Agreement, the County Road 41 Bridge Replacement or Rehabilitation over Cache Creek (Rumsey Bridge Project), was recently approved by the California Department of Transportation (Caltrans) to proceed into the right of way phase in March 2021, and subsequently right of way acquisition and bridge final engineering design will not be able to be completed by the current term end date of December 31, 2021; and

WHEREAS, additional parcels have been identified, above and beyond those originally anticipated, as being impacted by the Rumsey Bridge Project, and thus require additional surveying and plat and legal description work added to project Task 4; and

WHEREAS, an additional amount of environmental coordination will be required due to changes made to the California Environmental Quality Act guidelines checklist since 2013, and due to transitioning to using the recently adopted Yolo County Habitat Conservation Plan/Natural Community Conservation Plan (HCP/NCCP) for environmental mitigation in project Task 7; and

WHEREAS, the approved “Memorandum of Agreement Between the California Department of Transportation and the California State Historical Preservation Officer Regarding the Rumsey Bridge Replacement Project (MOA)”, necessary due to the historic nature of the bridge, requires several, unanticipated historical mitigation activities that need to be added to project Task 7; and

WHEREAS, Caltrans has recently revised their standards for bridge barrier rails and approach guardrails, which necessitates redesign of those previously designed Rumsey Bridge Project elements and an update to the bridge structural calculations in project Task 9; and

WHEREAS, design coordination and interface with Caltrans for an encroachment permit to realign County Road 41 with State Route 16 was not previously accounted for in the original agreement, therefore efforts are being added for this work in project Task 11; and

WHEREAS, the parties wish to amend the Agreement to include these additional efforts for the Rumsey Bridge Project, reset the consultant hourly rates for project work, and extend the term.

NOW, THEREFORE, the County and Contractor agree as follows:

1. Paragraph **I A** of Agreement No. 2013-0159 is hereby amended as follows:

Replace \$863,328.12 with \$1,042,340.17.

Replace \$936,819.39 with \$1,115,831.44.

2. Paragraph **I C** of Agreement No. 2013-0159 is hereby amended as follows:

Add "Exhibit E – Agreement Amendment 2 Scope of Services"

3. Paragraph **III A** of Agreement No. 2013-0159 is hereby amended as follows:

For the services described in Article I, and subject to the condition that the services have been completed in a manner satisfactory to the Director or his/her designee, Contractor shall be compensated based on actual labor rate plus overhead plus prorated portion of the fixed fee in accordance with Exhibit C, Exhibit D or Exhibit E starting December 7, 2021, for each subtask up to the amount for each subtask set forth in the Article I; provided, however, that the total amount of compensation to be paid Contractor for the services described in Article I, Tasks 0 through 10, the County Road 41 bridge project (Project 1) shall not exceed \$1,042,340.17 dollars and Tasks 0 through 8, for the County Road 99W bridge project (Project 2) shall not exceed \$465,850.24 dollars. In the determination of hourly fees, time allotments shall be calculated to one-tenth of an hour.

4. Paragraph **IV B** of Agreement No. 2013-0159 is hereby amended as follows:

Replace \$49,737.05 with \$60,919.65

5. Paragraph **IV H** of Agreement No. 2013-0159 is hereby amended as follows:

Replace \$1,452,667.76 with \$1,631,679.81.

6. Paragraph **IV I** of Agreement No. 2013-0159 is hereby amended as follows:

Starting January 1, 2013, and annually on January 1 thereafter during each subsequent year of the initial term through December 31, 2021, the Initial Hourly Rates shown in the Quincy's Schedule C (Caltrans Exhibit 10-H), may be adjusted, as may be agreed to in writing by the County Director of Planning and Public Works. Commencing January 1, 2022, the hourly rates shall be those set forth in Exhibits C, D, or E. The 2022 rates in Exhibits C, D, and E may be adjusted as agreed to in writing by the County Director of Planning and Public Works annually starting January 1, 2023. In no case shall the hourly rates increase by more than three percent (3%) in any given calendar year. The Consultant shall provide payroll records to the County

along with any requests made for hourly rate adjustments, to demonstrate that direct labor costs have increased by the proposed adjustment.


7. Paragraph **X A** of Agreement No. 2013-0159 is hereby amended as follows:

The term of this Agreement shall be from September 17, 2012 through December 31, 2024.

8. Except as specifically provided in this second amendment, Agreement No. 2013-0159 shall remain in full force and effect according to its terms.

IN WITNESS WHEREOF, the parties hereto have executed this agreement as of the day and year first written above.

CONTRACTOR:

By: 
Jason Jurens, Regional Manager

COUNTY OF YOLO:

By: _____
Jim Provenza, Chair
Board of Supervisors

Attest:
Julie Dachtler, Senior Deputy Clerk
Board of Supervisors

By _____
Deputy (Seal)

Approved As To Form:
Phil Pogledich, County Counsel

By: 
Kimberly Hood, Assistant County Counsel



Mr. Todd Riddiough, PE
Civil Engineer, Public Works Division
County of Yolo Department of Community Services
292 W. Beamer Street
Woodland, CA 95695

November 19, 2021

**Subject: County Road 41 Bridge Replacement over Cache Creek Project
Amendment Request No. 2**

Dear Mr. Riddiough,

As requested, Quincy has prepared this amendment to cover the additional work requested by the County. This proposed amendment includes the following tasks:

Task 4 - Additional Plat and Legals, Field Stake and Record of Survey	\$53,596.82
Task 7 - CEQA/NEPA Documentation, AB52 Coordination and HCP Prepare HAER & MOA Mitigation Measures	\$70,917.03
Task 9 - Updated Bridge Barriers for MASH Criteria, Monument Structure	\$30,236.58
Task 11- Caltrans Encroachment Permit	\$24,261.62
<hr/>	
	Total = \$179,012.05

Task 4

Legal Descriptions for Acquisitions and Easements

Retracement surveys will be verified utilizing record mapping and found monumentation, performing research of current recorded documents and recorded maps is included in the fee schedule. Title Reports, exception documents, and vesting documents for each parcel identified as having R/W requirements will be provided by the County. Those Preliminary Title Reports, will have any documents related to the parcel, included as an embedded document, so searching for the same is not necessary. Field surveys will include existing right of way and property lines within the proposed improvement footprint. Record information will be compared to field survey information to resolve boundary discrepancies, if any. Preparation of a Record of Survey per the requirements of the State of California, Land Surveyors Act is anticipated and is a part of this fee proposal. There is also a request to provide field staking of the proposed Right of Way, for the review by the Appraiser and Owners of the property (this will be performed only one time, any additional staking or refreshing of the positions will be an additional fee).

Plats and Legal Descriptions will be prepared for parcel acquisitions and an exhibit showing the limits of the temporary construction easements will be prepared per the Record of Survey mapping that is prepared. Individual plats will be prepared in addition to legal descriptions for each parcel involved with acquisitions and easements. It is assumed that the properties will be conveyed to the County in fee. Quincy will prepare a total of Six (6) Plats and Legal Descriptions for Right of Way Acquisitions and Two (2) Exhibits showing the Temporary Construction Easements for the project parcels consisting of APNs: 060-230-004, 060-230-003, 060-230-005, 060-230-007, 060-230-006, 060-251-001. The original scope and fee included two (2) plat and legal descriptions so this amendment will be for adding four (4).

developing YOUR vision | delivering YOUR project



Quincy will prepare a Right of Way exhibit map noting current record information, document number, right of way, easements and other encumbrances for the affected parcels, as found in the Preliminary Title Reports.

Quincy assumes that Yolo County will obtain title report for all parcels listed above that require legal descriptions. One mobilization has been budgeted to find monumentation in order to resolve right of way lines and record boundary lines. It is assumed that a Record of Survey will be required, under the State of California, Land Surveyor's Act. That fee has been included in the fee and scope. Any fees for review by the County Surveyor are not included in this proposal. This amendment does include staking proposed Right of Way and Temporary Construction Easements so property owners can see proposed lines prior to acquisition negotiations.

Task 7

Meetings/Program Management/Coordination

Stantec's Project Manager will continue to participate in conference calls with Quincy and the County to discuss the project and will prepare additional monthly invoices. One additional project team meeting in Yolo County and up to four (4) one-hour conference calls are also included.

CEQA/NEPA Environmental Documentation

Given the changes made to the CEQA guidelines checklist since 2013, the complexity of the CEQA Initial Study/Mitigated Negative Declaration (IS/MND) has increased from what was originally anticipated in the initial scope of work and cost estimate, particularly the greenhouse gas emissions and tribal cultural properties (AB 52) sections. Stantec will participate in one (1) conference call and one (1) field review meeting with the County, Quincy, Caltrans, and the Yocha Dehe to discuss AB 52 concerns. The AB 52 outreach process will be described in the CEQA IS/MND (Section XVIII. Tribal Cultural Resources). In addition, Stantec will assist County staff in completing the necessary forms and documentation to incorporate the Yolo County Habitat Conservation Plan/Natural Community Conservation Plan (HCP/NCCP) mitigation to address mitigation requirements for the valley elderberry longhorn beetle. Stantec will complete Task 6.7 as previously outlined in our original 2013 proposal to ensure consistency with the current CEQA and NCP/NCCP guidelines.

Prepare Historic American Engineering Record Documentation

JRP, as a subcontractor to Stantec, will prepare Historic American Engineering Record (HAER) documentation as per MOA Stipulation II.A, including large-format photography and a written report. This task includes research to identify historic construction drawings and assistance with dissemination of the HAER documentation to recipients listed in MOA. Professional photographer William B. Dewey will sub-contract with JRP to provide photographic services for this task.

- The following are assumptions for this task:
- The County will assist with access to the bridge for photography, as needed.
- Photography will be conducted in one day and the report will include up to 20 views of the bridge.
- The written report will be largely based on previous historic resources documentation for the structure.



- JRP will conduct limited research to supplement previously collected historic data and to identify historic construction drawings, if any are available. Research is anticipated to occur at the Yolo County Archives in Woodland and California State Library in Sacramento.
- The County will assist with locating historic construction drawings, as needed.
- JRP will revise the draft HAER following receipt of one combined set of comments from the County and Caltrans.
- The HAER report will not be submitted to the Library of Congress and will not be reviewed by the National Park Service.

Prepare Rumsey Bridge Pamphlet

JRP, as a subcontractor to Stantec, will prepare the booklet stipulated in MOA mitigation measure II.B.2. Far Western Anthropological Research Group, Inc. Art. Director Tammara Norton will assist with booklet production. Far Western will subcontract with JRP for this task. JRP will prepare draft text and identify images to be included in the booklet. Ms. Norton will edit the text, design the booklet layout, and oversee the booklet's publication. JRP and Far Western will revise the booklet in response to one combined set of comments from the County and Caltrans. Following completion of this task, Far Western will retain the print-ready master files for the booklet and will produce additional copies at a per booklet cost, if required.

Assistance with Development of Monument Plaque

JRP, as a subcontractor to Stantec, will prepare the text to be included in the plaque stipulated in MOA mitigation measure II.B.1. The text will be based on data presented in the HAER report. JRP will revise the text in response to one combined set of comments from the County and Caltrans. The County will order the plaque and provide it to the contractor for installation.

Task 9

Bridge Barrier Modification for MASH Compliance

FHWA and Caltrans have mandated that all projects advertised for construction after October 31, 2019 must have barriers and approach guardrail that are Manual for Assessing Safety Hardware (MASH) Compliant. This will require replacing the proposed Concrete Barrier Type 732 with the MASH approved Concrete Barrier Type 836. The Type 836 is a wider and heavier barrier which will require modifications to the bridge width and structural design calculations which have already been completed. Quincy will revise the existing 65% plan details and layout for the wider barrier, and also update structural design calculations for the increase load. Quincy will also update the approach guardrail to be MASH compliant. Quincy will also provide a connection detail on the barrier for the contractor to install the County provided Plaque.

Historic Monument Structure

Quincy will design and detail a monument structure to mount the historical plaque outlined above. Quincy assumes that the monument structure can be detailed on one new plan sheet and that the structure will be supported on a spread footing. Quincy assumes that the design, detail, quantities, specs and estimate for the plaque can be completed in 80 hours. Quincy assumes one round of comments from the County, and JRP on this plan sheet at the 95% PS&E level.



Task 11

Caltrans Encroachment Permit

A Caltrans Encroachment permit will be required since the project will reconfigure the intersection of County Road 41 with State Highway 16. These permits often require multiple reviews by Caltrans and sometimes include design modifications. Quincy assumes a standard encroachment permit will be necessary and that the Quality Management Assessment Process (QMAP) process will not be required. Quincy assumes 100 hours of effort will be necessary to follow the standard non QMAP process.

Sincerely,

Quincy Engineering, Inc.

**Greg Young, P.E.
Project Manager**

Attachments: Cost Proposals

Cost Proposal

Project Number: 12-Y011.00 (Y01-500) Project Name: County Road 41 Bridge Replacement																																					
TASKS	Principal Eng.	Senior Eng.	Senior PM	Assoc Eng.	Assoc Eng.	Assist Eng. I	Intern	Senior Eng. Tech	CAD Tech	Survey Mgr	Survey Tech	Survey Chief of Party **	Survey Chainman / Rodman **	Admin Asst	Quincy Total Hours	Quincy Total Labor Dollars	Quincy Labor	Quincy Profit	Quincy NLF Budget	Startec	Subconsultant Subtotal																
	JQ	GY	CD	KP	GK	JW	ME	CP	PK	SI	AD	Scop	SCR	Pj		Direct Labor	Labor+OH Multiplier	Fee Multiplier	Actual Labor Multiplier																		
No.	Initial Hourly Rate																																				
Type of Project Here																	2.6540	10%	2.9194																		
4	FIELD SURVEYING - RECORD OF SURVEY															0	\$0.00	\$0.00	\$0.00	\$0.00																	
	DOCUMENTS, PRE-CALC FOR SEARCH POINTS															12	\$721.60	\$1,915.13	\$191.51	\$2,106.64		\$0															
	COORDINATION OF FIELD CREW - UPLOAD OF FIELD DATA															6	\$360.80	\$957.56	\$95.76	\$1,053.32		\$0															
	FIELD SURVEYING, COLLECTION OF FIELD DATA															46	\$3,584.60	\$9,513.53	\$951.35	\$10,464.88		\$0															
	BOUNDARY RESOLUTION OF COLLECTED DATA															16	\$1,057.60	\$2,806.87	\$280.69	\$3,087.56		\$0															
	DRAFT RECORD OF SURVEY COORDINATION WITH YOLO COUNTY SURVEYOR															8	\$672.00	\$1,783.49	\$178.35	\$1,961.84		\$0															
	FINAL RECORD OF SURVEY															14	\$818.00	\$2,170.97	\$217.10	\$2,388.07		\$0															
	SETTING OF MONUMENTS (IF NEEDED)															28	\$2,227.32	\$5,911.31	\$591.13	\$6,502.44		\$0															
	STAKING OF EASEMENT LOCATIONS															30	\$2,252.12	\$5,977.13	\$597.71	\$6,574.84		\$0															
	PLATS AND LEGAL DESCRIPTIONS - TCE EXHIBIT															0	\$0.00	\$0.00	\$0.00	\$0.00		\$0															
	PREPARATION - FOUR ADDITIONAL DOCUMENTS															56	\$2,985.60	\$7,923.78	\$792.38	\$8,716.16		\$0															
	EXHIBIT FOR TCE's - ONE SHOWING ALL															19	\$1,023.20	\$2,715.57	\$271.56	\$2,987.13		\$0															
7	Environmental															0	\$0.00	\$0.00	\$0.00	\$0.00		\$0															
	CEQA/NEPA Documentation & HCP															4	\$352.80	\$936.33	\$93.63	\$1,029.96	\$36,300.84	\$36,301															
	HAER & MOA Mitigation Measures															4	\$352.80	\$936.33	\$93.63	\$1,029.96	\$32,556.26	\$32,556															
9	Draft PS&E															0	\$0.00	\$0.00	\$0.00	\$0.00		\$0															
	Revise Bridge Design Calculations for MASH Barrier															48	\$2,348.40	\$6,232.65	\$623.27	\$6,855.92		\$0															
	Revise 65% Plan Details for MASH Barrier															88	\$4,160.32	\$11,041.49	\$1,104.15	\$12,145.64		\$0															
	Design and Detail Monument Structure															80	\$3,848.40	\$10,213.65	\$1,021.37	\$11,235.02		\$0															
11	Encroachment Permit															100	\$8,310.48	\$22,056.01	\$2,205.60	\$24,261.62		\$0															
																	\$0					\$0															
	Subtotal- Hours															607	\$37,676.04	\$99,992.21	\$9,999.22	\$109,991.43		0															
	Estimated Salary Increases for Multi-Year Project																\$0.00	\$0.00	\$0.00	\$0.00																	
	Other Direct Costs																			\$163.52		0															
	Total Cost																\$0.00	\$3,528.00	\$5,562.00	\$3,064.32	\$1,288.56	\$3,614.16	\$0.00	\$0.00	\$2,316.16	\$4,620.00	\$6,748.00	\$3,598.76	\$3,336.08	\$0.00	\$37,676.04	\$37,676.04	\$99,992.21	\$9,999.22	\$110,154.95	\$68,857.10	\$68,857.10

Exhibit 10-H1 Cost Proposal

Actual Cost-Plus-Fixed Fee Contracts

Prime Consultant Subconsultant

Consultant **Quincy Engineering, Inc.**
 Project Name County Road 41 Bridge Replacement
 Project No. 12-Y011.00 (Y01-500)

Contract No. **2013-0159** Date **11/19/2021**

DIRECT LABOR

Classification/Title	Name	Initials	Range	Hours	2022 Hourly Rate	Total
Principal Eng.	John Quincy	JQ	\$70-\$120	0	\$ 110.00	\$ -
Senior Eng. *	Greg Young	GY	\$55-\$100	40	\$ 88.20	\$ 3,528.00
Senior PM	Carolyn Davis	CD	\$60-\$120	60	\$ 92.70	\$ 5,562.00
Assoc Eng.	Krassimir Panayotov	KP	\$40-\$70	48	\$ 63.84	\$ 3,064.32
Assoc Eng.	Gavin Keating	GK	\$40-\$70	24	\$ 53.69	\$ 1,288.56
Assist Eng. I	Jared Wilson	JW	\$30-\$50	88	\$ 41.07	\$ 3,614.16
Intern	Mahala Edgar	ME	\$16-\$25	0	\$ 20.00	\$ -
Senior Eng. Tech	Craig Polglase	CP	\$35-\$70	0	\$ 62.63	\$ -
CAD Tech	Patrick Kenney	PK	\$25-\$45	64	\$ 36.19	\$ 2,316.16
Survey Mgr	Seth Irish	SI	\$55-\$90	55	\$ 84.00	\$ 4,620.00
Survey Tech	Alfonso Dabu	AD	\$35-\$55	140	\$ 48.20	\$ 6,748.00
Survey Chief of Party **	Survey Chief of Party	Scop	N/A	44	\$ 81.79	\$ 3,598.76
Rodman **	Survey Chainman / Rodman	SCR	N/A	44	\$ 75.82	\$ 3,336.08
Admin Asst	Phyllis Jordan	Pj	\$15-\$52	0	\$ 41.00	\$ -
		blank		0	\$ -	\$ -
		blank		0	\$ -	\$ -
				607		\$ 37,676.04

LABOR COSTS

- a) Subtotal Direct Labor Costs \$37,676.04
 b) Estimated Salary Increases for Multi-Year Project \$0.00 (see calculation page attached)
 c) **TOTAL DIRECT LABOR COSTS** [(a) + (b)] \$37,676.04

INDIRECT COSTS

- d) Fringe Benefits (Rate: 39.00%): \$14,693.66
 e) Total Fringe Benefits [(c) x (d)] \$14,693.66
 f) Overhead (Rate: 126.40%): \$47,622.51
 g) Overhead [(c) x (f)] \$47,622.51
 h) General Administration (Rate: 0.0%): \$0.00
 i) Gen & Admin [(c) x (h)] \$0.00
 j) **TOTAL INDIRECT COSTS** [(e) + (g) + (i)] \$62,316.17

FIXED FEE

- k) Fixed Fee (10.0%): \$9,999.22
 l) **TOTAL FIXED FEE** [(c) + (j)] x (k) \$9,999.22

CONSULTANT'S OTHER DIRECT COSTS (ODC)

Travel (@ active IRS mileage rate)	292 miles @	\$0.560	\$163.52
Pier Diem/ Hotel	days @	\$150.00	\$0.00
Delivery	0 @	\$20.00	\$0.00
Vendor Reproduction			
	Vellum @		\$0.00
	8 1/2 X 11 Reproduction @		\$0.00
	11 X 17 Reproduction @		\$0.00
	Mounting Boards for Presentations @		\$0.00
	Newsletters (Translation and printing) @		\$0.00
	<u>Subtotal Vendor Reproduction</u>		<u>\$0.00</u>
Title Report	0 @	\$0.00	\$0.00
Miscellaneous			\$0.00
			<u>\$0.00</u>
m) TOTAL OTHER DIRECT COSTS		<u>\$163.52</u>	<u>\$163.52</u>

- n) **SUBCONSULTANT COSTS** (attach detailed cost proposal for each subconsultant)
 Stantec \$68,857.10
\$68,857.10 \$68,857.10

o) **TOTAL COST** [(c) + (j) + (l) + (m) + (n)] **\$179,012.05**

NOTES:

- Key personnel marked with an asterisk (*).
- Employees subject to prevailing wage marked with two asterisks (**).
- Anticipated salary increases calculation (Item "b") on attached page.
- Note: Invoices will be based upon actual QEI hourly rates plus overhead at 165.4% plus prorated portion of fixed fee. Subconsultant and Direct Costs will be billed at actual cost. The overhead rate (ICR) shall remain fixed for the contract duration or until both parties agree to modify the rate in writing.

EXHIBIT 10-H1 COST PROPOSAL
ACTUAL COST-PLUS-FIXED FEE CONTRACTS
 (CALCULATIONS FOR ANTICIPATED SALARY INCREASES)

Consultant Quincy Engineering, Inc. Contract No. 2013-0159 Date 11/19/2021
County Road 41 Bridge Replacement

1. Calculate Average Hourly Rate for 1st year of the contract (Direct Labor Subtotal divided by total hours)

Direct Labor Subtotal per Cost Proposal	Total Hours per Cost Proposal	=	Avg Hourly Rate	5 Year Contract Duration
\$ 37,676.04	607	=	\$62.07	Year 1 Avg Hourly Rate

2. Calculate hourly rate for all years (Increase the Average Hourly Rate for a year by proposed escalation %)

	Proposed Escalation =	3.0%				
	Avg Hourly Rate	Proposed Escalation				
Year 1	\$62.07	+	1.5%	=	\$63.00	Year 1 Avg Hourly Rate
Year 2	\$63.00	+	3.0%	=	\$64.89	Year 2 Avg Hourly Rate
Year 3	\$64.89	+	3.0%	=	\$66.84	Year 3 Avg Hourly Rate
Year 4	\$66.84	+	3.0%	=	\$68.85	Year 4 Avg Hourly Rate
Year 5	\$68.85	+	3.0%	=	\$70.92	Year 5 Avg Hourly Rate

3. Calculate estimated hours per year (Multiply estimate % each year by total hours)

	Estimated % Completed Each Year	*	Total Hours per Cost Proposal	=	Total Hours per Year	
Year 1	100.00%	*	607.0	=	607.0	Estimated Hours Year 1
Year 2	0.00%	*	607.0	=	0.0	Estimated Hours Year 2
Year 3	0.00%	*	607.0	=	0.0	Estimated Hours Year 3
Year 4	0.00%	*	607.0	=	0.0	Estimated Hours Year 4
Year 5	0.00%	*	607.0	=	0.0	Estimated Hours Year 5
Total	100%		Total	=	607.0	

4. Calculate Total Costs including Escalation (Multiply Average Hourly Rate by the number of hours)

	Avg Hourly Rate (calculated above)	*	Estimated hours (calculated above)	=	Cost per Year	
Year 1	\$62.07	*	607	=	\$37,676.04	Estimated Hours Year 1
Year 2	\$63.00	*	0	=	\$0.00	Estimated Hours Year 2
Year 3	\$64.89	*	0	=	\$0.00	Estimated Hours Year 3
Year 4	\$66.84	*	0	=	\$0.00	Estimated Hours Year 4
Year 5	\$68.85	*	0	=	\$0.00	Estimated Hours Year 5
	Total Direct Labor Cost with Escalation			=	\$37,676.04	
	Direct Labor Subtotal before Escalation			=	\$37,676.04	
	Estimated total of Direct Labor Salary Increase			=	\$0.00	Transfer to Page 1

NOTES:

- This assumes that an average of one half year will be worked at the rate on the cost proposal.


Certification of Direct Costs:

I, the undersigned, certify to the best of my knowledge and belief that all direct costs identified on the cost proposal(s) in this contract are actual, reasonable, allowable, and allocable to the contract in accordance with the contract terms and the following requirements:

- 1 Generally Accepted Accounting Principles (GAAP)
- 2 Terms and conditions of the contract
- 3 Title 23 United States Code Section 112 - Letting of Contracts
- 4 48 Code of Federal Regulations Part 31 - Contract Cost Principles and Procedures
- 5 23 Code of Federal Regulations Part 172 - Procurement, Management and Administration of Engineering and Design Related Service
- 6 48 Code of Federal Regulations Part 9904 - Cost of Accounting Standards Board (when applicable)

All costs must be applied consistently and fairly to all contracts. All documentation of compliance must be retained in the project files and be in compliance with applicable federal and state requirements. Costs that are noncompliant with the federal and state requirements are not eligible for reimbursement. Local governments are responsible for applying only cognizant agency approved or Caltrans accepted Indirect Cost Rate(s).

Prime Consultant or Subconsultant Certifying:

Name: R. Brent Lemon, P.E. Title *: Principal Engineer
Signature:  Date of Certification (mm/dd/yyyy): 01/04/2021
Email: brentl@quincyeng.com Phone Number: 916.368.9181
Address: 11017 Cobblestone Drive Suite 100 Rancho Cordova, CA 95670

*An individual executive or financial officer of the consultant's or subconsultant's organization at a level no lower than a Vice President or a Chief Financial Officer, or equivalent, who has authority to represent the financial information utilized to establish the cost proposal for the contract

List services the consultant is providing under the proposed contract:

List services here

Note: Mark-ups are Not Allowed

Prime Consultant

Subconsultant

2nd Tier Subconsultant

Consultant: Stantec Consulting Services Inc.

Project No. BRLO 5922 (077) Contract No. County #4576 Date 9/21/2021

DIRECT LABOR

Classification/Title	Name	Hours	Actual Hourly Rate	Total
Principal, Level 15	W. Lanning	45.00	\$ 75.00	\$ 3,375.00
Principal, Level 15	TBD	0.00	\$ 75.00	\$ -
Sr. Project Manager, Level 14	H. Waldrop	48.00	\$ 64.43	\$ 3,092.64
Project Manager, Level 12	C. MacGregor	36.00	\$ 50.67	\$ 1,824.12
GIS Manager, Level 11	C. Shoemaker	0.00	\$ 43.90	\$ -
GIS Analyst, Level 9	T. Mooney	8.00	\$ 36.59	\$ 292.72
Biologist, Level 11	TBD	0.00	\$ 41.22	\$ -
Biologist, Level 10	S. Tona	24.00	\$ 37.44	\$ 898.56
Biologist, Level 9	TBD	0.00	\$ 33.78	\$ -
Biologist, Level 7	TBD	0.00	\$ 30.00	\$ -
Cultural Resources, Level 16	M. Cross	12.00	\$ 84.86	\$ 1,018.32
Cultural Resources, Level 13	TBD	0.00	\$ 60.00	\$ -
Environmental Analyst, Level 8	TBD	0.00	\$ 30.31	\$ -
Level 12	TBD	0.00	\$ 48.00	\$ -
QA/QC Manager, Level 11	B. Wiechman	8.00	\$ 41.99	\$ 335.92
QA/QC Specialist, Level 9	S. Langford	18.00	\$ 33.99	\$ 611.82
QA/QC Specialist, Level 8	TBD	0.00	\$ 30.00	\$ -
			\$ -	\$ -
			\$ -	\$ -
			\$ -	\$ -

LABOR COSTS

199.00

a) Subtotal Direct Labor Costs

\$ 11,449.10

b) Anticipated Salary Increases (see page 2 for calculation)

\$ 948.20

c) TOTAL DIRECT LABOR COSTS [(a) + (b)] \$ 12,397.30

INDIRECT COSTS

d) Fringe Benefits (Rate: 55.09%)

e) Total Fringe Benefits [(c) x (d)] \$ 6,829.67

f) Overhead & G&A (Rate: 28.95%)

g) Overhead [(c) x (f)] \$ 3,589.02

h) General & Admin (Rate: 76.36%)

i) Gen & Admin [(c) x (h)] \$ 9,466.58

j) TOTAL INDIRECT COSTS [(e) + (g) + (i)] \$ 19,885.28

FIXED FEE

10.00%

k) TOTAL FIXED FEE [(c) + (j)] x fixed fee: \$ 3,228.26

l) CONSULTANT'S OTHER DIRECT COSTS (ODC) - ITEMIZE (Add additional pages if necessary)

Description of Item	Quantity	Unit	Unit Cost	Total
Mileage Cost	1200.00	Miles	\$ 0.575	\$ 690.00
Submeter GPS	0.00	Days	\$ 110.00	\$ -
	0.00	Hours	\$ -	\$ -
Conference Call/Mailing	10.00	Cost	\$ 10.00	\$ 100.00
B&W Copies	0.00	Page	\$ 0.15	\$ -
Color Copies (8.5x11)	0.00	Page	\$ 1.25	\$ -
Color Copies (11x17)	0.00	Page	\$ 2.00	\$ -
Lodging/Per Diem	0.00	Days	\$ 201.00	\$ -
			\$ -	\$ -
			\$ -	\$ -

l) TOTAL OTHER DIRECT COSTS \$ 790.00

m) SUBCONSULTANTS' COSTS (Add additional pages if necessary)

Subconsultant 1: JRP Historical Consulting, LLC \$ 32,556.26

Subconsultant 2: \$ -

Subconsultant 3: \$ -

Subconsultant 4: \$ -

m) TOTAL SUBCONSULTANTS' COSTS \$ 32,556.26

n) TOTAL OTHER DIRECT COSTS INCLUDING SUBCONSULTANTS [(l) + (m)] \$ 33,346.26

NOTES:

1. Key personnel must be marked with an asterisk (*) and employees that are subject to prevailing wage requirements must be marked with two asterisks (**). All costs must comply with the Federal cost principles. Subconsultants will provide their own cost proposals.
2. The cost proposal format shall not be amended. Indirect cost rates shall be updated on an annual basis in accordance with the consultant's annual accounting period and established by a cognizant agency or accepted by Caltrans.
3. Anticipated salary increases calculation (page 2) must accompany.

CALCUATIONS FOR ANTICIPATED SALARY INCREASES

Consultant **Stantec Consulting Services Inc.**

Project No. BRLO 5922 (077) Contract No. County #4576 Date 9/21/2021

1. Calculate Average Hourly Rate for 1st year of the contract (Direct Labor Subtotal divided by total hours)

Direct Labor <u>Subtotal</u> per Cost Proposal	Total Hours per Cost Proposal	=	Avg Hourly Rate	2 Year Contract Duration
\$ 11,449.10	199	=	\$ 57.53	Year 1 Avg Hourly Rate

2. Calculate hourly rate for all years (Increase the Average Hourly Rate for a year by proposed escalation %)

Year	Avg Hourly Rate	+	Proposed Escalation	=	Year	Avg Hourly Rate
Year 1	\$ 54.54	+	3%	=	Year 2	\$ 56.18
Year 2	\$ 56.18	+	3%	=	Year 3	\$ 57.87
Year 3	-	+	3%	=	Year 4	-
Year 4	-	+	3%	=	Year 5	-

3. Calculate estimated hours per year (Multiply estimate % each year by total hours)

Year	Estimated % Completed Each Year	*	Total Hours per Cost Proposal	=	Total Hours per Year	Estimated Hours
Year 1	10.00%	*	199.0	=	19.9	Year 1
Year 2	90.00%	*	199.0	=	179.1	Year 2
Year 3	0.00%	*	199.0	=	0.0	Year 3
Year 4	0.00%	*	199.0	=	0.0	Year 4
Year 5	0.00%	*	199.0	=	0.0	Year 5
Total	100%		Total	=	199.0	

4. Calculate Total Costs including Escalation (Multiply Average Hourly Rate by the number of hours)

Year	Avg Hourly Rate (calculated above)	*	Estimated hours (calculated above)	=	Cost per Year	Estimated Hours
Year 1	\$ 54.54	*	20	=	\$ 1,085.35	Year 1
Year 2	\$ 56.18	*	179	=	\$ 10,061.84	Year 2
Year 3	-	*	0	=	-	Year 3
Year 4	-	*	0	=	-	Year 4
Year 5	\$ 54.12	*	0	=	-	Year 5
Total Direct Labor Cost with Escalation					\$ 11,147.18	
Direct Labor Subtotal before Escalation					\$ 10,198.98	
Estimated total of Direct Labor Salary Increase					\$ 948.20	Transfer to Page 1

NOTES:

1. This is not the only way to estimate salary increases. Other methods will be accepted if they clearly indicate the % increase, the # of years of the contract, and a breakdown of the labor to be performed each year.
2. An estimation that is based on direct labor multiplied by salary increase % multiplied by the # of years is not acceptable. (i.e. \$250,000 x 2% x 5 yrs = \$25,000 is not an acceptable methodology).
3. This assumes that one year will be worked at the rate on the cost proposal before salary increases are granted.
4. Calculations for anticipated salary escalation must be provided.

EXHIBIT 10-H COST PROPOSAL Page 1 of 3
ACTUAL COST-PLUS-FIXED FEE OR LUMP SUM (FIRM FIXED PRICE) CONTRACTS
(DESIGN, ENGINEERING, AND ENVIRONMENTAL STUDIES)

Note: Mark-ups are Not Allowed

Consultant: JRP Historical Consulting, LLC Prime Consultant Subconsultant 2nd Tier Subconsultant
Project No. Cache Creek Bridge Mitigation Contract No. TBD - Yolo County Date: 9/21/2021

Direct Labor

Classification/Title (Note 1)	Name	Hours	Actual Hourly Rate	Total
Principal	Christopher McMorris	32.0	\$72.46	\$2,318.72
Historian / Architectural Historian	To Be Determined	128.0	\$36.51	\$4,673.28
Research Assistant	To Be Determined	24.0	\$20.00	\$480.00
Graphics / GIS	Rebecca Flores	10.0	\$29.02	\$290.20
Contracts Administrator	Kia Larson	2.0	\$30.59	\$61.18
Assistant Contracts Administrator	Erica Koontz	5.0	\$25.00	\$125.00
Total				\$7,948.38

LABOR COSTS

a) Subtotal Direct Labor Costs \$7,948.38
b) Anticipated Salary Increases (Note 3) \$143.07
c) **TOTAL DIRECT LABOR COSTS [(a)+(b)]** \$8,091.45

INDIRECT COSTS

d) Fringe Benefits (Rate): 49.078% e) Total Fringe Benefits [(c) × (d)] \$3,971.12
f) Overhead (Rate): 44.180% g) Overhead [(c) × (f)] \$3,574.80
h) General and Administrative (Rate): 26.160% i) Gen & Admin [(c) × (h)] \$2,116.72
j) **TOTAL INDIRECT COSTS [(e) +(g) + (i)]** \$9,662.65

FIXED FEE

k) **TOTAL FIXED PROFIT** 10%
[(c) + (j)] × Fixed Fee \$1,775.41

l) CONSULTANT'S OTHER DIRECT COSTS (ODC) - ITEMIZE (Add additional pages if necessary)

Description	Quantity	Unit	Unit Cost	Total
Research Fee	1	Each	\$20.00	\$20.00
Shipping	2	Each	\$50.00	\$100.00
Personal Vehicle	170	Mile	\$0.575	\$97.75
Photocopies	50	Each	\$0.18	\$9.00

l) TOTAL OTHER DIRECT COSTS \$226.75

m) SUBCONSULTANT'S COSTS (add additional pages if necessary)

Subconsultant 1: William B. Dewey, HAER Photographer \$7,050.00
Subconsultant 2: Far Western Anthropological Research Group, Inc. \$5,750.00
Subconsultant 3: _____
Tier Subconsultant 4: _____

m) TOTAL 2nd TIER SUBCONSULTANT'S COSTS \$12,800.00

n) TOTAL OTHER DIRECT COSTS INCLUDING 2nd TIER SUBCONSULTANTS [(l) + (m)] \$13,026.75

TOTAL COST [(c) + (j) + (k) + (n)] \$32,556.26

NOTES:

- Key Personnel **must** be marked with an asterisk (*) and employees that are subject to prevailing wage requirements must be marked with two asterisks (**). All costs must comply with the Federal Cost Principles. Subconsultants will provide their own cost proposals.
- The cost proposal format shall not be amended. Indirect cost rates shall be updated on an annual basis in accordance with the consultant's annual accounting period and established by a cognized agency or accepted by Caltrans.
- Anticipated salary increases calculation (page 2) must accompany.
- Pre-approved travel and per-diem costs will be reimbursed in conformance with the current Department of Transportation Travel and Expense Guide for Consultants.
- Pre-approved actual costs are competitive prices from appropriate vendors in their respective industries, and supported by receipts.

EXHIBIT 10-H COST PROPOSAL Page 2 of 3
ACTUAL COST-PLUS-FIXED FEE OR LUMP SUM (FIRM FIXED PRICE) CONTRACTS
(CALCULATIONS FOR ANTICIPATED SALARY INCREASES)

1. Calculate Average Hourly Rate for 1st year of the contract (Direct Labor Subtotal divided by total hours)

Direct Labor Subtotal per Cost Proposal	Total Hours per Cost Proposal	=	Avg Hourly Rate	5 Year Contract Duration
\$7,948.38	201	=	\$39.54	Year 1 Avg Hourly Rate

2. Calculate hourly rate for all years (Increase the Average Hourly Rate for a year by proposed escalation %)

	Avg Hourly Rate		Proposed Escalation	=		
Year 1	\$39.54	+	3.00%	=	\$40.73	Year 2 Avg Hourly Rate
Year 2	\$40.73	+	3.00%	=	\$41.95	Year 3 Avg Hourly Rate
Year 3	\$41.95	+	3.00%	=	\$43.21	Year 4 Avg Hourly Rate
Year 4	\$43.21	+	3.00%	=	\$44.51	Year 5 Avg Hourly Rate

3. Calculate estimated hours per year (Multiply estimate % each year by total hours)

	Estimated % Completed Each Year	*	Total Hours per Cost Proposal	=	Total Hours per Year	
Year 1	40.00%	*	201.0	=	80.4	Estimated Hours Year 1
Year 2	60.00%	*	201.0	=	120.6	Estimated Hours Year 2
Year 3	0.00%	*	201.0	=	0.0	Estimated Hours Year 3
Year 4	0.00%	*	201.0	=	0.0	Estimated Hours Year 4
Year 5	0.00%	*	201.0	=	0.0	Estimated Hours Year 5
Total	100%		Total	=	201.0	

4. Calculate Total Costs including Escalation (Multiply Average Hourly Rate by the number of hours)

	Avg Hourly Rate (calculated above)	*	Estimated hours (calculated above)	=	Cost per Year	
Year 1	\$39.54	*	80.4	=	\$3,179.35	Estimated Hours Year 1
Year 2	\$40.73	*	120.6	=	\$4,912.10	Estimated Hours Year 2
Year 3	\$41.95	*	0.0	=	\$0.00	Estimated Hours Year 3
Year 4	\$43.21	*	0.0	=	\$0.00	Estimated Hours Year 4
Year 5	\$44.51	*	0.0	=	\$0.00	Estimated Hours Year 5
	Total Direct Labor Cost with Escalation	=		=	\$8,091.45	
	Direct Labor Subtotal before Escalation	=		=	\$7,948.38	
	Estimated total of Direct Labor Salary Increase	=		=	\$143.07	Transfer to Page 1

NOTES:

- This is not the only way to estimate salary increases. Other methods will be accepted if they clearly indicate the % increase the # of years of the contract, and a breakdown of the labor to be performed each year.
- An estimation that is based on direct labor multiplied by salary increase % multiplied by the # of years is not acceptable. (i.e. \$250,000 x 2% x 5 yrs = \$25,000 is not an acceptable methodology)
- This assumes that one year will be worked at the rate on the cost proposal before salary increases are granted

EXHIBIT 10-H1 COST PROPOSAL Page 3 of 3

Certification of Direct Costs:


I, the undersigned, certify to the best of my knowledge and belief that all direct costs identified on the cost

1. Generally Accepted Accounting Principles (GAAP)
2. Terms and conditions of the contract
3. [Title 23 United States Code Section 112](#) - Letting of Contracts
4. [48 Code of Federal Regulations Part 31](#) - Contract Cost Principles and Procedures
5. [23 Code of Federal Regulations Part 172](#) - Procurement, Management, and Administration of Engineering and Design Related Service
6. [48 Code of Federal Regulations Part 9904 - Cost Accounting Standards Board](#) (when applicable)

All costs must be applied consistently and fairly to all contracts. All documentation of compliance must be

Prime Consultant or Subconsultant Certifying:

Name: Christopher McMorris Title*: Principal

Signature:  Date of Certification (mm/dd/yyyy): 9/21/2021

Email: cmcmorris@jrphistorical.com Phone Number: 530-757-2521

Address: _____

*An individual executive or financial officer of the consultant’s or subconsultant’s organization at a level no

List services the consultant is providing under the proposed contract:

<p>Historic resources compliance documentation and services.</p>
--