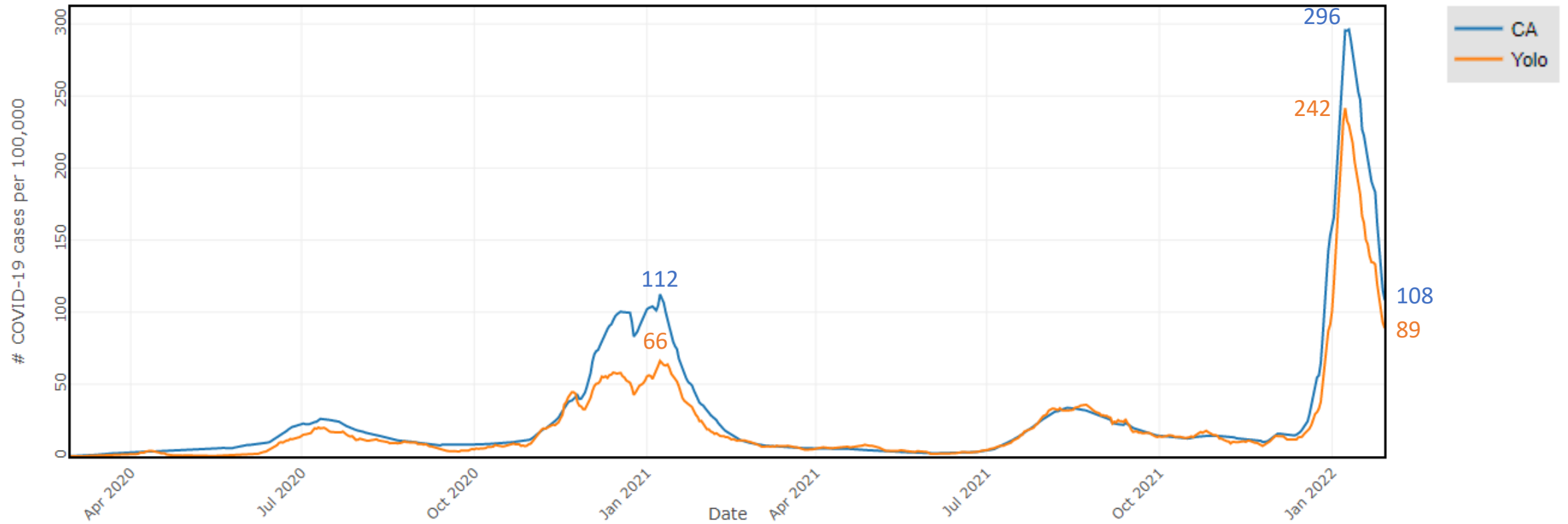


Overview

- COVID by the numbers
- Vaccine coverage
- BA.2 Omicron subvariant
- Significant outbreaks
- Policy update

Yolo's COVID-19 case rate is very high but decreasing.



Data are lagged by 9 days

Source: CalREDIE

Yolo has High community transmission.

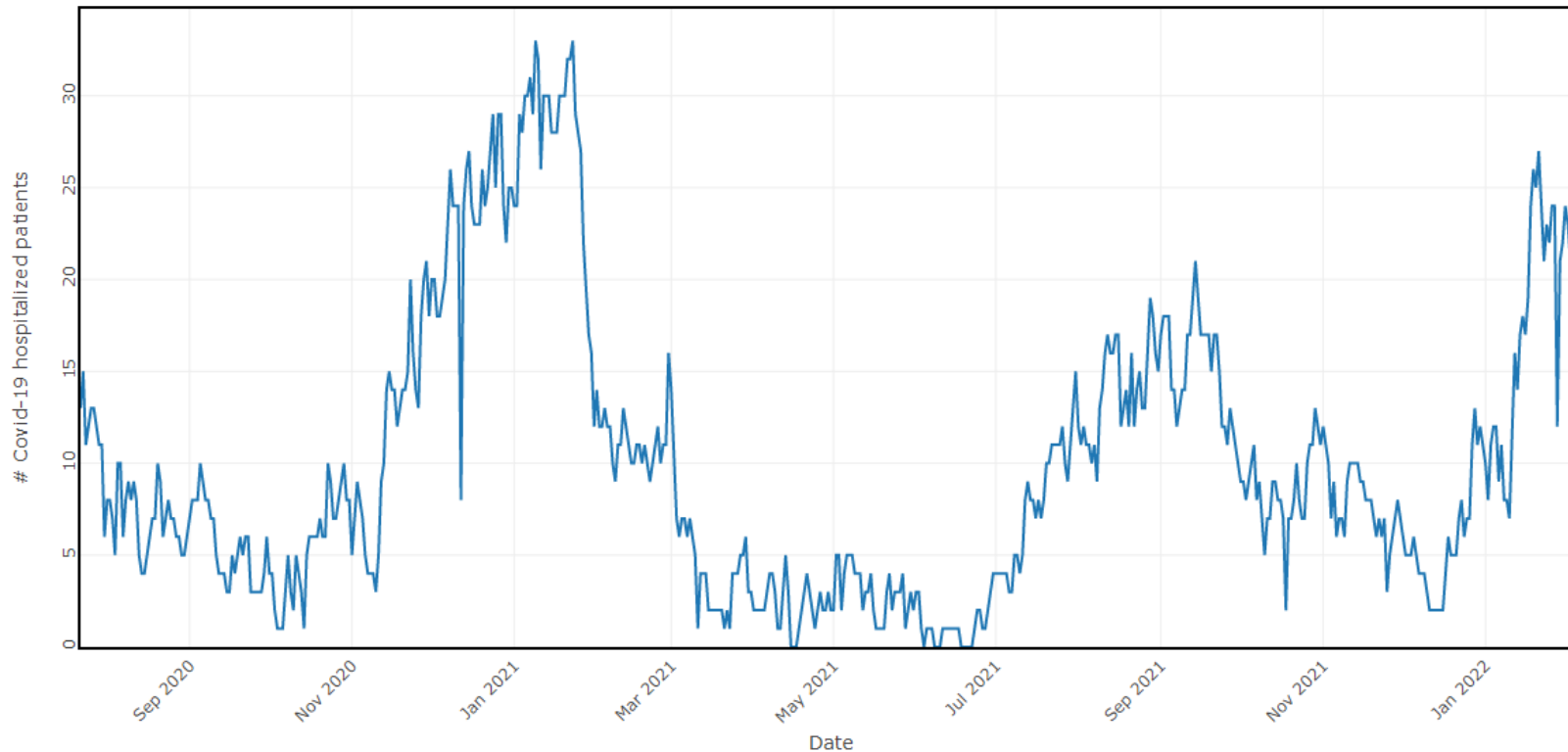
Yolo 89/100k/day
623/100k/week



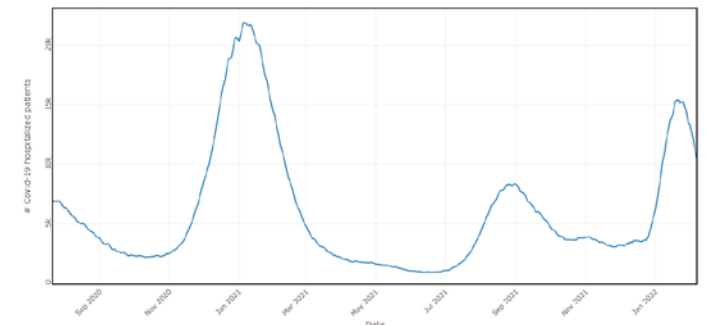
Table 1. CDC Indicators and Thresholds for Community Transmission of COVID-19¹

Indicator	Low Transmission Blue	Moderate Transmission Yellow	Substantial Transmission Orange	High Transmission Red
Total new cases per 100,000 persons in the past 7 days ²	0-9	10-49	50-99	≥100

COVID-19 hospitalizations are decreasing.



Date	COVID-19+ Patients in Hospital
2/7	19, 6 ICU
1/27	29, 8 ICU



California Hospitalizations

*On 2/7, 9/19 (47%) hospitalized COVID-19 patients were unvaccinated
 Source: California Hospital Association and Yolo County MHOAC

Key protective measures against Omicron:

- Get vaccinated or boosted.
- Upgrade your mask.
- Keep your mask on indoors.
- Get tested for COVID-19.
- Stay home when you are sick.

Upgrade Your Mask
Consider Fit, Filtration and Comfort

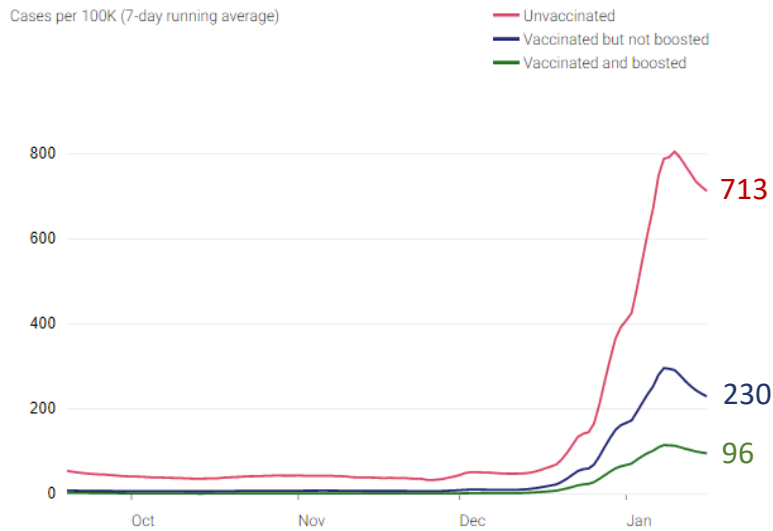
GOOD	BETTER	BEST
		
Surgical Mask	KF94/KN95 Surgical + Cloth	N95

FAIR  **Cloth Mask**
One that fits well and has at least 3 layers. A cloth mask is better than no mask.



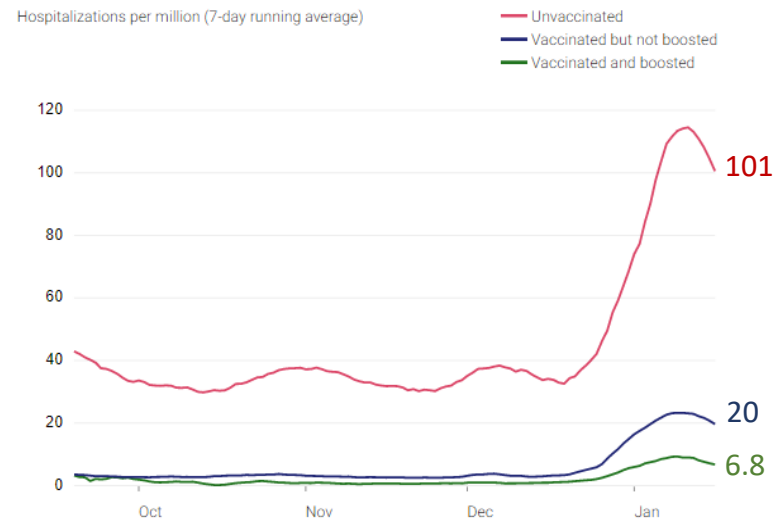
Boosters save lives.

From January 10, 2022 to January 16, 2022, unvaccinated people were **7.5 times more likely** to get COVID-19 than people who received their booster dose.



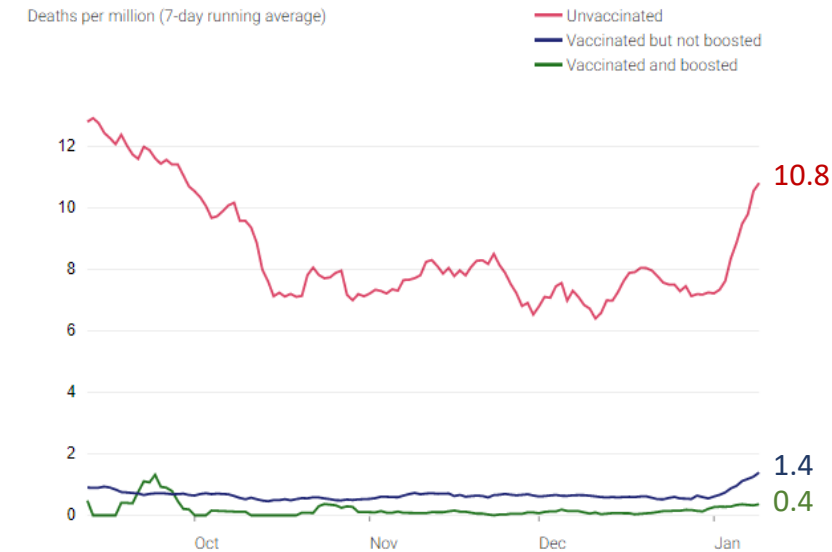
Unboosted **2.4x more likely** to get COVID-19 than boosted.

From January 10, 2022 to January 16, 2022, unvaccinated people were **14.9 times more likely** to be hospitalized with COVID-19 than people who received their booster dose.



Unboosted **3x more likely** to be hospitalized with COVID-19 than boosted.

From January 3, 2022 to January 9, 2022, unvaccinated people were **30.0 times more likely** to die from COVID-19 than people who received their booster dose.



Unboosted **3.5x more likely** to die from COVID-19 than boosted.

Yolo County vaccination rate near state average.

Location	Age Group	% Fully Vaccinated	% FV & Boosted
Yolo County	All Ages	68.5%	53.1%
California	All Ages	69.4%	46.3%
Yolo County	5+	72.4%	N/A
California	5+	73.9%	N/A
Yolo County	65+	95.0%	75.2%
California	65+	88.4%	69.6%

Omicron BA.2 subvariant is here and highly infectious.

- Handful of BA.2 cases identified in Yolo County (0.6% of + specimens)
- BA.2 subvariant of Omicron is ~50% more infectious than BA.1 Omicron
- Vaccines are effective against BA.2
- Unknown if infection with BA.1 protects against reinfection with BA.2

Highly infectious Omicron causing outbreaks.

- Monroe Detention Center
 - Positive inmates in multiple housing units
- Skilled nursing facilities
 - Positive residents and staff in all 6 Yolo SNFs
- Homeless shelter
 - 16 positive clients

COVID-19 policies are evolving.

- Universal indoor masking
 - CDPH required universal indoor masking Dec 15 – Feb 15
 - Yolo County has required universal indoor masking since July 30
- K-12 schools
 - Universal indoor masking remains in effect per CDPH
 - New contact tracing options give schools flexibility and support keeping children in school after an exposure
 - Group tracing approach
 - Blanket notification approach