



COUNTY OF YOLO

FINANCIAL REPORT FOR JUNE 30, 2021

& FINANCIAL TRENDS

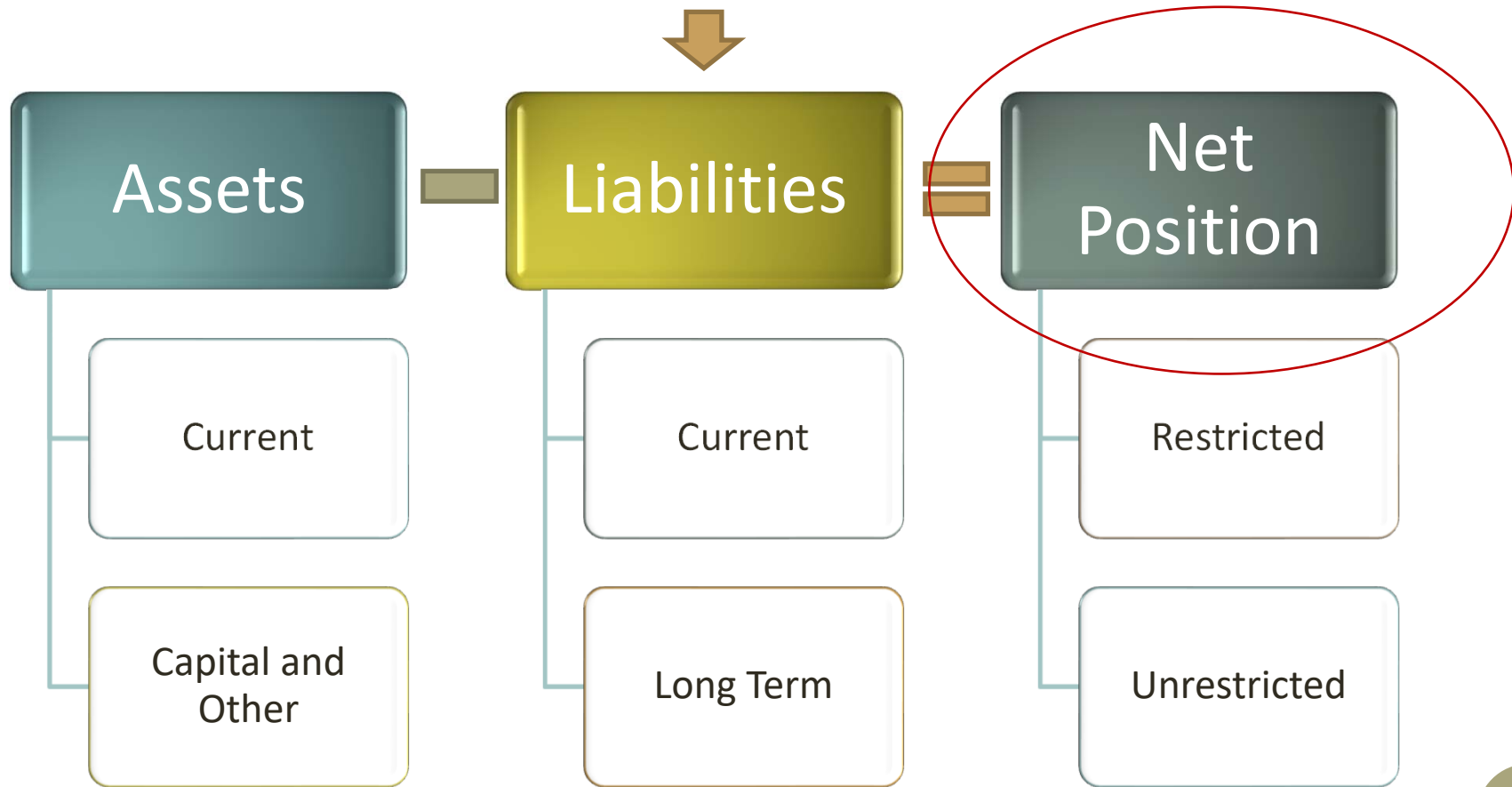
Presented by Tom Haynes
Department of Financial Services
April 12, 2022

OVERVIEW OF ANNUAL COMPREHENSIVE FINANCIAL REPORT (ACFR)

- Introductory Section
- Financial Section
 - Independent Auditor's Report
 - Unmodified (Clean) Audit Opinion
 - Management's Discussion and Analysis
 - Basic Financial Statements
 - Government Wide Financial Statements
 - Fund Financial Statements
 - Notes to Financial Statements
 - Required Supplementary Information
 - Supplementary Information
- Statistical Section

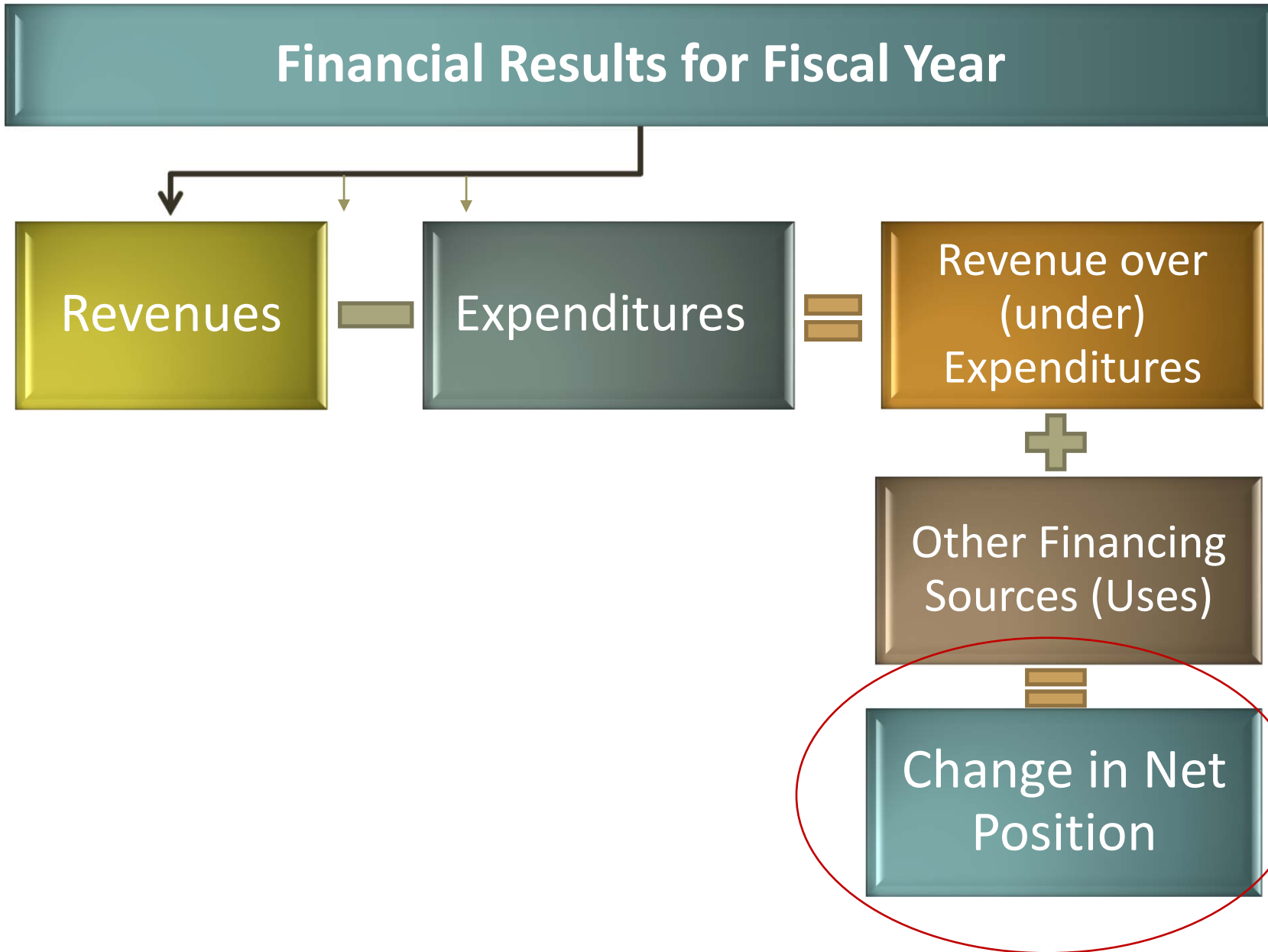
UNDERSTANDING THE COUNTY'S FINANCIAL CONDITION

Financial Condition at Year End



UNDERSTANDING FINANCIAL RESULTS

HOW FINANCIAL RESULTS AFFECT COUNTY FINANCIAL CONDITION



STATEMENT OF NET POSITION

(PRIMARY GOVERNMENT - LAST FIVE FISCAL YEARS) (IN THOUSANDS)

	2017	2018	2019	2020	2021
Assets					
Current Assets	\$217,889	\$266,490	\$278,386	\$291,276	\$341,593
Noncurrent Assets	208,351	216,598	260,752	305,050	328,494
Total Assets	426,240	483,088	539,138	596,326	670,087
Deferred Outflows of Resources	57,363	77,693	59,886	58,368	65,249
Liabilities					
Current Liabilities	34,571	32,580	42,493	48,043	74,838
Noncurrent Liabilities	408,133	439,380	435,185	486,097	505,593
Total Liabilities	442,704	471,960	477,678	534,140	580,431
Deferred Inflows of Resources	7,177	3,556	10,255	9,992	4,078
Net Position					
Net Investment in Capital Assets	171,664	163,238	219,876	238,103	254,293
Restricted	108,974	121,743	122,891	137,220	146,056
Unrestricted	-246,917	-199,716	-231,676	-264,760	-249,523
Total	\$33,722	\$85,265	\$111,091	\$110,563	\$150,826

OUTSTANDING DEBTS

(PRIMARY GOVERNMENT - LAST FIVE FISCAL YEARS)

	2017	2018	2019	2020	2021
Special Assessment Bonds	6,325,000	5,970,000	5,610,000	5,240,000	4,865,000
Loans Payable	3,547,543	3,207,850	2,842,350	2,448,147	2,060,336
Certificates of Participation	22,945,000	21,930,000	20,930,000	19,950,000	18,935,000
Capital Leases	3,843,731	3,528,286	96,866	744,445	551,352
Notes Payable	132,889	120,243	366,000	341,204	315,710
2017 Series A Lease Revenue Bonds (Capital Projects)		17,165,000	16,580,000	15,965,000	15,320,000
2019 Lease - Purchase Bond Debt Service (500A Jefferson Building)			4,221,189	3,983,173	3,747,036
2020 Lease - Purchase Bond (100 W. Court & 25 N. Cottonwood Buildings)				16,000,000	15,388,099
2020 Lease - Purchase Bond - Trane Energy				10,159,381	10,159,381
2019 Solid Waste Revenue Bond				12,375,000	11,965,000
Total	36,794,163	51,921,379	50,646,405	87,206,350	83,306,914

OUTSTANDING OTHER OBLIGATIONS

(PRIMARY GOVERNMENT – LAST FIVE FISCAL YEARS)



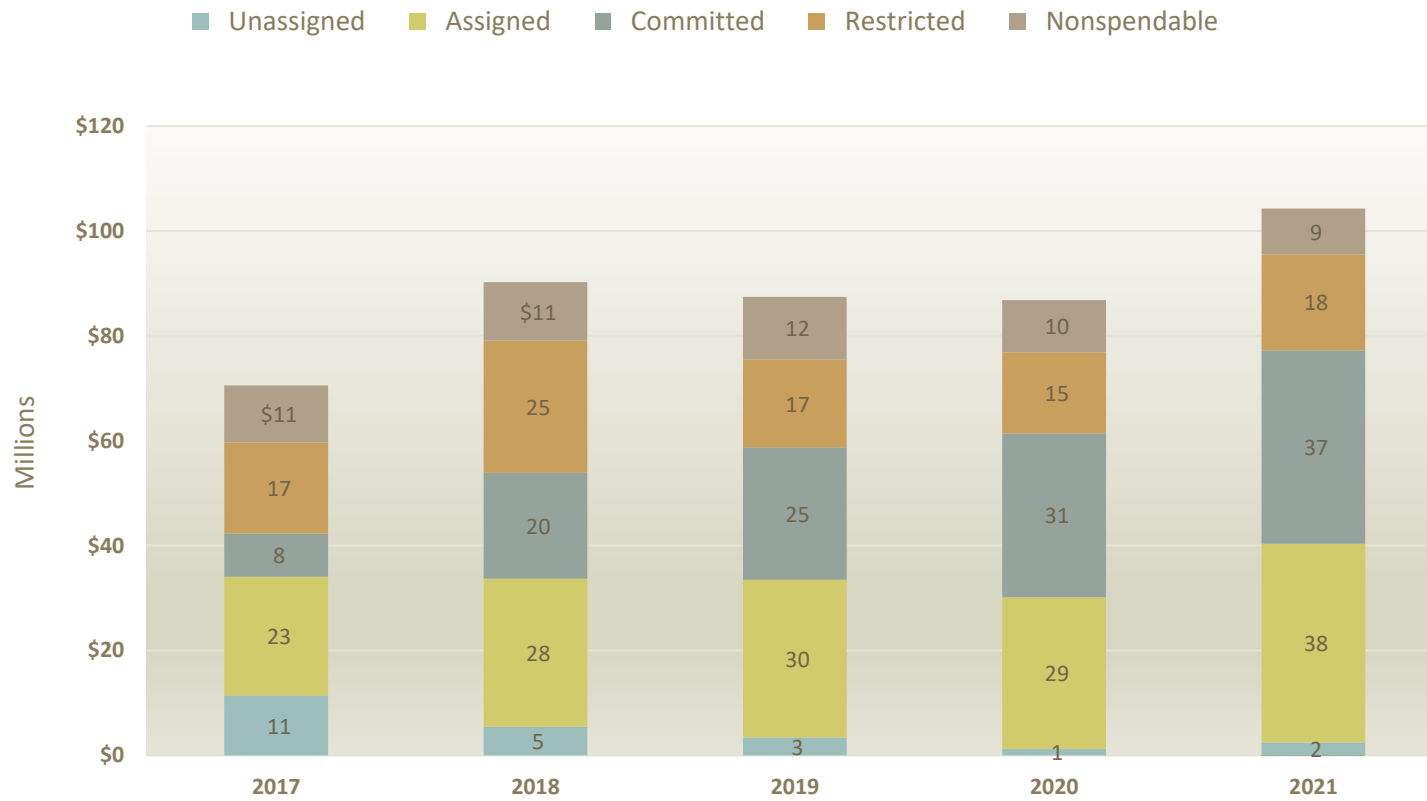
STATEMENT OF REVENUES AND EXPENDITURES

(GENERAL FUND - LAST FIVE FISCAL YEARS) (IN THOUSANDS)

	2017	2018	2019	2020	2021
Revenues:					
Taxes	\$48,974	\$51,735	\$55,729	\$59,510	\$61,987
Licenses & Permits	10,789	12,278	15,064	12,800	11,916
Fines & Forfeitures	5,400	5,873	3,272	2,482	3,079
Revenue from Money/Property	1,146	1,083	3,222	2,786	1,227
Aid from Other Governments	115,426	123,496	126,661	135,010	147,250
Charges for Services	15,266	19,989	25,323	26,502	27,225
Other	2,706	1,709	1,861	2,804	5,951
Total Revenues	\$199,707	\$216,163	\$231,132	\$241,894	\$258,635
Expenditures:					
General Government	\$24,708	\$27,592	\$33,226	\$36,801	\$34,378
Public Protection	24,977	28,485	29,048	31,368	28,641
Health & Sanitation	14,036	14,215	14,241	14,664	16,147
Public Assistance	88,907	92,737	101,359	111,063	119,856
Education	235	276	282	299	302
Recreation & Cultural	1,005	1,201	1,181	1,039	1,158
Capital Outlay	964	1,401	1,185	2,160	2,468
Debt Service	1,476	245	68	28	27
Total Expenditures	\$156,308	\$166,152	\$180,590	\$197,422	\$202,977
Other Financing Sources (Uses):					
Transfers In (Out)	(36,950)	(34,469)	(49,912)	(45,162)	(38,442)
Capital Lease	0	0	100	0	0
Sale of Capital Assets	334	454	199	67	225
Total Financing Source (Use)	(\$36,616)	(\$34,015)	(\$49,613)	(\$45,095)	(\$38,217)
Change in Fund Balance	\$6,783	\$15,996	\$929	(\$623)	\$17,441

FUND BALANCE BY COMPONENT

(GENERAL FUND – LAST FIVE FISCAL YEARS)



UPCOMING FINANCIAL REPORTING STANDARDS

- Governmental Accounting Standards Board (GASB) Statement No. 87
 - Effective fiscal year ended June 30, 2022
 - Accounting & Financial Reporting of Leases
 - Retroactive application