

COUNTY OF YOLO
DEPARTMENT OF GENERAL SERVICES FACILITIES DIVISION
CALIFORNIA UNIFORM PUBLIC CONSTRUCTION COST ACCOUNTING ACT
CONTRACT CHANGE ORDER NO. #1

Federal Project No. N/A

W.O. No. #1

Project: DA Windows

Vendor No. **15579**

Location: 301 2nd Street, Woodland, Ca 95695

Date: 4/7/2022

To: Glass West Inc, You are hereby directed to make the herein described changes from the PLANS and SPECIFICATIONS or do the following described WORK not included in the PLANS and SPECIFICATIONS on this CONTRACT.

Change requested by: CONTRACTOR

Initial Contract Amt: \$56,441.28 CCO's to date: \$0.00 This CCO: \$14,618.99 New Encumbered Amount: \$71,060.27

DESCRIPTION OF WORK

(Estimate of quantities and prices shall be included herein)

Perform the following changes to the WORK. This Contract Change Order will be on a Lump Sum Price basis as specified in Section 4.3 of the General Provisions.

The following table(s) summarizes the change in CONTRACT PRICE:

Item	Bid Item Description	Date Requested	Quantity	Unit	Unit Price	Net Change
1	Contractor Change Order #1	4/7/2022	1	Each	14,618.99	\$14,618.99
TOTAL						\$14,618.99

See attached Request for Change Order # submitted by Glass West Inc. and Attachment #1 for a detailed breakdown.

Justification:

Contractor Change Order #1

Contractor:

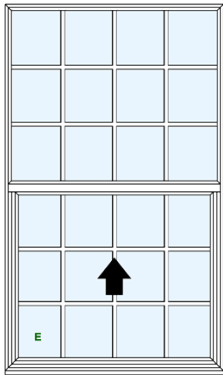
CONTRACTOR accepts the terms and conditions stated above as full and final settlement of any and all claims arising out of or related to the subject of this CONTRACT CHANGE ORDER and acknowledges that the compensation (time and cost) set forth herein comprises the total compensation due for the work or change defined in the CONTRACT CHANGE ORDER, including all impact on any unchanged work. By signing this CONTRACT CHANGE ORDER, the CONTRACTOR acknowledges and agrees that the stipulated compensation includes payment for all work contained in the CONTRACT CHANGE ORDER, plus all payment for any acceleration or interruption of schedules, extended overhead costs, delay, and all impact or cumulative impact on all WORK under this CONTRACT. The signing of this CONTRACT CHANGE ORDER acknowledges full mutual accord and satisfaction for the change and that the stated time and/or cost constitute the total equitable adjustment owed the CONTRACTOR as a result of the change. The CONTRACTOR hereby releases and agrees to waive all rights, without exception or reservation of any kind whatsoever, to file any further claim or request for equitable adjustment of any type, for any reasonably foreseeable cause that shall arise out of, or as a result of, this CONTRACT CHANGE ORDER and/or its impact on the remainder of the WORK under the CONTRACT.

Quote Name:	301 2nd Street	Quote Number:	SQPBGO001983_1
Customer:	County of Yolo	Created Date:	4/7/2022
Payment Terms:		Modified Date:	4/7/2022
Sales Representative:	Stefani Blake Mobile: sales@glasswest.com	PO Number:	
Weighted Average:	U-Factor: .29, SHGC: .21, VT: .45	Total Windows:	43
Comments:		Total Doors:	
		Total Sq Ft:	938.00
		Total Perim Ft:	846
		Est. Delivery:	_____

For warranty information please visit www.milgard.com/warranty/

Billing Information		Shipping Information	
Name:	County of Yolo	Name:	
Address:	120 W Main Street Ste G Woodland, CA 95695	Address:	
Phone:	530-406-4830	Phone:	
Fax:		Fax:	
Email:	tonia.murphy@yolocounty.org	Email:	

Line:	1	Location:	201-204 206-209	
Quantity:	8	Style Line V250, 6210, SH, No Fin with Sloped Sill Adapter, Ext Bronze / Int White, U-Factor: .29, SHGC: .21, VT: .45		
		1/8" SunCoatMAX (Low-E) over 1/8" Clear		
		Flat, Ext Bronze/Int White, Colonial 4W6H		
		Ext Bronze/Int White		
		No Fin with Sloped Sill Adapter		
		Argon Gas Filled		
		Tariff		
		Model = Single Hung		Item Total: \$1,101.30
		Size = Net Frame: 43 3/4" x 73 3/8"		Line Total: \$8,810.38
		Dimensions = Sash Height: One Half		
		Energy Package = Title 24 2019		
		Glass = 1/8" SunCoatMAX (Low-E) over 1/8" Clear with Gray EdgeGardMAX Spacer		
		Glazing = Dual Glaze with Argon		
		Grids = Flat, Ext Bronze / Int White, Colonial 4W6H		
		Hardware = Positive Action Lock		
		Screen = Standard with Fiberglass Mesh		
		Ratings = STC: 29, OITC: 23, PG: LC30		
		Clear Opening = W 41 1/4" x H 33 5/16" Sq. Ft. 9.54, Egress: Yes		
		Other Ratings = CPD: MIL-A-154-07853-00002		

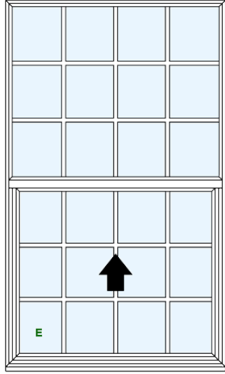


Viewed From Exterior

Customer Approval: _____

Line: 2 **Location:** 211
Quantity: 1 Style Line V250, 6210, SH, No Fin with Sloped Sill Adapter, Ext Bronze / Int White, U-Factor: .29, SHGC: .21, VT: .45

1/8" SunCoatMAX (Low-E) over 1/8" Clear
 Flat, Ext Bronze/Int White, Colonial 4W6H
 Ext Bronze/Int White
 No Fin with Sloped Sill Adapter
 Argon Gas Filled
 Tariff



Viewed From Exterior

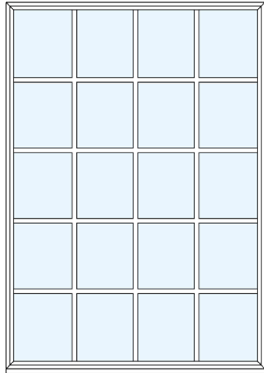
Model = Single Hung
 Size = Net Frame: 42 3/4" x 71 1/4"
 Dimensions = Sash Height: One Half
 Energy Package = Title 24 2019
 Glass = 1/8" SunCoatMAX (Low-E) over 1/8" Clear with Gray EdgeGardMAX Spacer
 Glazing = Dual Glaze with Argon
 Grids = Flat, Ext Bronze / Int White, Colonial 4W6H
 Hardware = Positive Action Lock
 Screen = Standard with Fiberglass Mesh
 Ratings = STC: 29, OITC: 23, PG: LC30
 Clear Opening = W 40 1/4" x H 32 1/4" Sq. Ft. 9.01, Egress: Yes
 Other Ratings = CPD: MIL-A-154-07853-00002

Item Total: \$1,063.35
Line Total: \$1,063.35

Customer Approval: _____

Line: 3 **Location:** 211
Quantity: 1 Style Line V250, 6310, PWR, No Fin with Sloped Sill Adapter, Ext Bronze / Int White, U-Factor: .26, SHGC: .21, VT: .50

1/8" SunCoatMAX (Low-E) over 1/8" Clear
 Flat, Ext Bronze/Int White, Colonial 4W5H
 Ext Bronze/Int White
 No Fin with Sloped Sill Adapter
 Argon Gas Filled
 Tariff



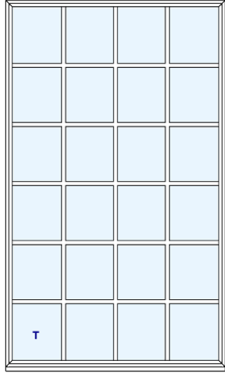
Viewed From Exterior

Model = Slider Picture
 Size = Net Frame: 42 3/4" x 60 1/2"
 Energy Package = Title 24 2019
 Glass = 1/8" SunCoatMAX (Low-E) over 1/8" Clear with Gray EdgeGardMAX Spacer
 Glazing = Dual Glaze with Argon
 Grids = Flat, Ext Bronze / Int White, Colonial 4W5H
 Ratings = STC: 28, OITC: 24, PG: CW45
 Other Ratings = CPD: MIL-A-152-11426-00002

Item Total: \$842.12
Line Total: \$842.12

Customer Approval: _____

Line: 4 **Location:** STAIRWELL
Quantity: 1 Style Line V250, 6310, PWR, No Fin with Sloped Sill Adapter, Ext Bronze / Int White, U-Factor: .26, SHGC: .21, VT: .49
 5/32" SunCoatMAX (Low-E) Tempered over 5/32" Clear Tempered
 Flat, Ext Bronze/Int White, Colonial 4W6H
 Ext Bronze/Int White
 No Fin with Sloped Sill Adapter
 Argon Gas Filled
 Tariff



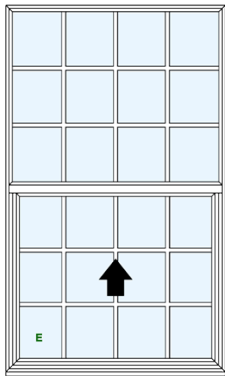
Viewed From Exterior

Model = Slider Picture
 Size = Net Frame: 42 3/4" x 71 3/8"
 Energy Package = Title 24 2019
 Glass = 5/32" SunCoatMAX (Low-E) Tempered over 5/32" Clear Tempered with Gray EdgeGardMAX Spacer
 Glazing = Dual Glaze with Argon
 Grids = Flat, Ext Bronze / Int White, Colonial 4W6H
 Ratings = STC: No Rating, OITC: No Rating, PG: CW45
 Other Ratings = CPD: MIL-A-152-11439-00002

Item Total: \$1,196.57
Line Total: \$1,196.57

Customer Approval: _____

Line: 5 **Location:** NXT TO STAIRWELL
Quantity: 1 Style Line V250, 6210, SH, No Fin with Sloped Sill Adapter, Ext Bronze / Int White, U-Factor: .29, SHGC: .21, VT: .45
 1/8" SunCoatMAX (Low-E) over 1/8" Clear
 Flat, Ext Bronze/Int White, Colonial 4W6H
 Ext Bronze/Int White
 No Fin with Sloped Sill Adapter
 Argon Gas Filled
 Tariff



Viewed From Exterior

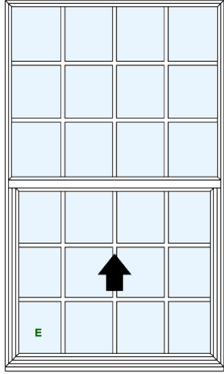
Model = Single Hung
 Size = Net Frame: 42 3/4" x 71 3/8"
 Dimensions = Sash Height: One Half
 Energy Package = Title 24 2019
 Glass = 1/8" SunCoatMAX (Low-E) over 1/8" Clear with Gray EdgeGardMAX Spacer
 Glazing = Dual Glaze with Argon
 Grids = Flat, Ext Bronze / Int White, Colonial 4W6H
 Hardware = Positive Action Lock
 Screen = Standard with Fiberglass Mesh
 Ratings = STC: 29, OITC: 23, PG: LC30
 Clear Opening = W 40 1/4" x H 32 5/16" Sq. Ft. 9.03, Egress: Yes
 Other Ratings = CPD: MIL-A-154-07853-00002

Item Total: \$1,064.16
Line Total: \$1,064.16

Customer Approval: _____

Line: 6
Quantity: 3

Location: 213
Style Line V250, 6210, SH, No Fin with Sloped Sill Adapter, Ext Bronze / Int White, U-Factor: .29, SHGC: .21, VT: .45
1/8" SunCoatMAX (Low-E) over 1/8" Clear
Flat, Ext Bronze/Int White, Colonial 4W6H
Ext Bronze/Int White
No Fin with Sloped Sill Adapter
Argon Gas Filled
Tariff



Viewed From Exterior

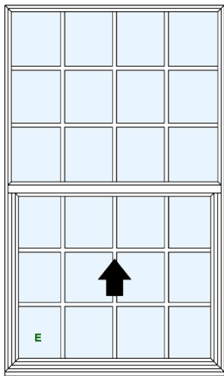
Model = Single Hung
Size = Net Frame: 42 3/4" x 71 5/8"
Dimensions = Sash Height: One Half
Energy Package = Title 24 2019
Glass = 1/8" SunCoatMAX (Low-E) over 1/8" Clear with Gray EdgeGardMAX Spacer
Glazing = Dual Glaze with Argon
Grids = Flat, Ext Bronze / Int White, Colonial 4W6H
Hardware = Positive Action Lock
Screen = Standard with Fiberglass Mesh
Ratings = STC: 29, OITC: 23, PG: LC30
Clear Opening = W 40 1/4" x H 32 7/16" Sq. Ft. 9.07, Egress: Yes
Other Ratings = CPD: MIL-A-154-07853-00002

Item Total: \$1,064.96
Line Total: \$3,194.89

Customer Approval: _____

Line: 7
Quantity: 2

Location: 214
Style Line V250, 6210, SH, No Fin with Sloped Sill Adapter, Ext Bronze / Int White, U-Factor: .29, SHGC: .21, VT: .45
1/8" SunCoatMAX (Low-E) over 1/8" Clear
Flat, Ext Bronze/Int White, Colonial 4W6H
Ext Bronze/Int White
No Fin with Sloped Sill Adapter
Argon Gas Filled
Tariff



Viewed From Exterior

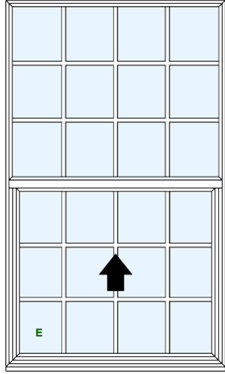
Model = Single Hung
Size = Net Frame: 42 3/4" x 71 3/8"
Dimensions = Sash Height: One Half
Energy Package = Title 24 2019
Glass = 1/8" SunCoatMAX (Low-E) over 1/8" Clear with Gray EdgeGardMAX Spacer
Glazing = Dual Glaze with Argon
Grids = Flat, Ext Bronze / Int White, Colonial 4W6H
Hardware = Positive Action Lock
Screen = Standard with Fiberglass Mesh
Ratings = STC: 29, OITC: 23, PG: LC30
Clear Opening = W 40 1/4" x H 32 5/16" Sq. Ft. 9.03, Egress: Yes
Other Ratings = CPD: MIL-A-154-07853-00002

Item Total: \$1,064.16
Line Total: \$2,128.31

Customer Approval: _____

Line: 8
Quantity: 2

Location: 215
Style Line V250, 6210, SH, No Fin with Sloped Sill Adapter, Ext Bronze / Int White, U-Factor: .29, SHGC: .21, VT: .45
1/8" SunCoatMAX (Low-E) over 1/8" Clear
Flat, Ext Bronze/Int White, Colonial 4W6H
Ext Bronze/Int White
No Fin with Sloped Sill Adapter
Argon Gas Filled
Tariff



Viewed From Exterior

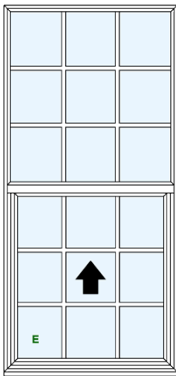
Model = Single Hung
Size = Net Frame: 42 3/4" x 71 3/8"
Dimensions = Sash Height: One Half
Energy Package = Title 24 2019
Glass = 1/8" SunCoatMAX (Low-E) over 1/8" Clear with Gray EdgeGardMAX Spacer
Glazing = Dual Glaze with Argon
Grids = Flat, Ext Bronze / Int White, Colonial 4W6H
Hardware = Positive Action Lock
Screen = Standard with Fiberglass Mesh
Ratings = STC: 29, OITC: 23, PG: LC30
Clear Opening = W 40 1/4" x H 32 5/16" Sq. Ft. 9.03, Egress: Yes
Other Ratings = CPD: MIL-A-154-07853-00002

Item Total: \$1,064.16
Line Total: \$2,128.31

Customer Approval: _____

Line: 9
Quantity: 2

Location: 215
Style Line V250, 6210, SH, No Fin with Sloped Sill Adapter, Ext Bronze / Int White, U-Factor: .29, SHGC: .21, VT: .45
1/8" SunCoatMAX (Low-E) over 1/8" Clear
Flat, Ext Bronze/Int White, Colonial 3W6H
Ext Bronze/Int White
No Fin with Sloped Sill Adapter
Argon Gas Filled
Tariff



Viewed From Exterior

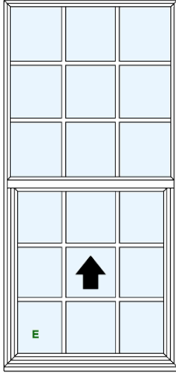
Model = Single Hung
Size = Net Frame: 33 3/4" x 71 3/8"
Dimensions = Sash Height: One Half
Energy Package = Title 24 2019
Glass = 1/8" SunCoatMAX (Low-E) over 1/8" Clear with Gray EdgeGardMAX Spacer
Glazing = Dual Glaze with Argon
Grids = Flat, Ext Bronze / Int White, Colonial 3W6H
Hardware = Positive Action Lock
Screen = Standard with Fiberglass Mesh
Ratings = STC: 29, OITC: 23, PG: LC35
Clear Opening = W 31 1/4" x H 32 5/16" Sq. Ft. 7.01, Egress: Yes
Other Ratings = CPD: MIL-A-154-07853-00002

Item Total: \$895.41
Line Total: \$1,790.82

Customer Approval: _____

Line: 10
Quantity: 2

Location: 216
Style Line V250, 6210, SH, No Fin with Sloped Sill Adapter, Ext Bronze / Int White, U-Factor: .29, SHGC: .21, VT: .45
1/8" SunCoatMAX (Low-E) over 1/8" Clear
Flat, Ext Bronze/Int White, Colonial 3W6H
Ext Bronze/Int White
No Fin with Sloped Sill Adapter
Argon Gas Filled
Tariff



Viewed From Exterior

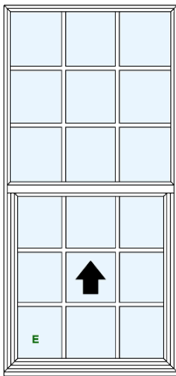
Model = Single Hung
Size = Net Frame: 33 3/4" x 71 3/8"
Dimensions = Sash Height: One Half
Energy Package = Title 24 2019
Glass = 1/8" SunCoatMAX (Low-E) over 1/8" Clear with Gray EdgeGardMAX Spacer
Glazing = Dual Glaze with Argon
Grids = Flat, Ext Bronze / Int White, Colonial 3W6H
Hardware = Positive Action Lock
Screen = Standard with Fiberglass Mesh
Ratings = STC: 29, OITC: 23, PG: LC35
Clear Opening = W 31 1/4" x H 32 5/16" Sq. Ft. 7.01, Egress: Yes
Other Ratings = CPD: MIL-A-154-07853-00002

Item Total: \$895.41
Line Total: \$1,790.82

Customer Approval: _____

Line: 11
Quantity: 2

Location: 217
Style Line V250, 6210, SH, No Fin with Sloped Sill Adapter, Ext Bronze / Int White, U-Factor: .29, SHGC: .21, VT: .45
1/8" SunCoatMAX (Low-E) over 1/8" Clear
Flat, Ext Bronze/Int White, Colonial 3W6H
Ext Bronze/Int White
No Fin with Sloped Sill Adapter
Argon Gas Filled
Tariff



Viewed From Exterior

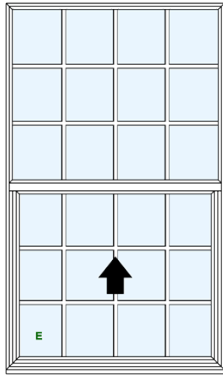
Model = Single Hung
Size = Net Frame: 33 3/4" x 71 3/8"
Dimensions = Sash Height: One Half
Energy Package = Title 24 2019
Glass = 1/8" SunCoatMAX (Low-E) over 1/8" Clear with Gray EdgeGardMAX Spacer
Glazing = Dual Glaze with Argon
Grids = Flat, Ext Bronze / Int White, Colonial 3W6H
Hardware = Positive Action Lock
Screen = Standard with Fiberglass Mesh
Ratings = STC: 29, OITC: 23, PG: LC35
Clear Opening = W 31 1/4" x H 32 5/16" Sq. Ft. 7.01, Egress: Yes
Other Ratings = CPD: MIL-A-154-07853-00002

Item Total: \$895.41
Line Total: \$1,790.82

Customer Approval: _____

Line: 12
Quantity: 1

Location: 218
Style Line V250, 6210, SH, No Fin with Sloped Sill Adapter, Ext Bronze / Int White, U-Factor: .29, SHGC: .21, VT: .45
1/8" SunCoatMAX (Low-E) over 1/8" Clear
Flat, Ext Bronze/Int White, Colonial 4W6H
Ext Bronze/Int White
No Fin with Sloped Sill Adapter
Argon Gas Filled
Tariff



Viewed From Exterior

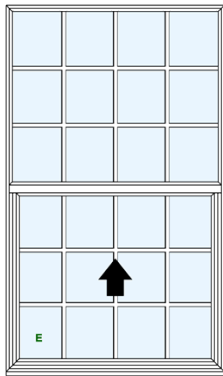
Model = Single Hung
Size = Net Frame: 43 3/4" x 73 3/8"
Dimensions = Sash Height: One Half
Energy Package = Title 24 2019
Glass = 1/8" SunCoatMAX (Low-E) over 1/8" Clear with Gray EdgeGardMAX Spacer
Glazing = Dual Glaze with Argon
Grids = Flat, Ext Bronze / Int White, Colonial 4W6H
Hardware = Positive Action Lock
Screen = Standard with Fiberglass Mesh
Ratings = STC: 29, OITC: 23, PG: LC30
Clear Opening = W 41 1/4" x H 33 5/16" Sq. Ft. 9.54, Egress: Yes
Other Ratings = CPD: MIL-A-154-07853-00002

Item Total: \$1,101.30
Line Total: \$1,101.30

Customer Approval: _____

Line: 13
Quantity: 1

Location: 220
Style Line V250, 6210, SH, No Fin with Sloped Sill Adapter, Ext Bronze / Int White, U-Factor: .29, SHGC: .21, VT: .45
1/8" SunCoatMAX (Low-E) over 1/8" Clear
Flat, Ext Bronze/Int White, Colonial 4W6H
Ext Bronze/Int White
No Fin with Sloped Sill Adapter
Argon Gas Filled
Tariff



Viewed From Exterior

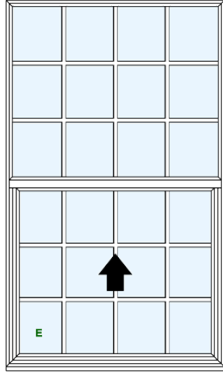
Model = Single Hung
Size = Net Frame: 43 3/4" x 73 3/8"
Dimensions = Sash Height: One Half
Energy Package = Title 24 2019
Glass = 1/8" SunCoatMAX (Low-E) over 1/8" Clear with Gray EdgeGardMAX Spacer
Glazing = Dual Glaze with Argon
Grids = Flat, Ext Bronze / Int White, Colonial 4W6H
Hardware = Positive Action Lock
Screen = Standard with Fiberglass Mesh
Ratings = STC: 29, OITC: 23, PG: LC30
Clear Opening = W 41 1/4" x H 33 5/16" Sq. Ft. 9.54, Egress: Yes
Other Ratings = CPD: MIL-A-154-07853-00002

Item Total: \$1,101.30
Line Total: \$1,101.30

Customer Approval: _____

Line: 14
Quantity: 1

Location: 222
Style Line V250, 6210, SH, No Fin with Sloped Sill Adapter, Ext Bronze / Int White, U-Factor: .29, SHGC: .21, VT: .45
1/8" SunCoatMAX (Low-E) over 1/8" Clear
Flat, Ext Bronze/Int White, Colonial 4W6H
Ext Bronze/Int White
No Fin with Sloped Sill Adapter
Argon Gas Filled
Tariff



Viewed From Exterior

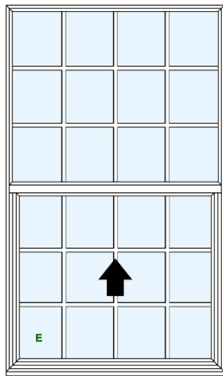
Model = Single Hung
Size = Net Frame: 43 3/4" x 73 3/8"
Dimensions = Sash Height: One Half
Energy Package = Title 24 2019
Glass = 1/8" SunCoatMAX (Low-E) over 1/8" Clear with Gray EdgeGardMAX Spacer
Glazing = Dual Glaze with Argon
Grids = Flat, Ext Bronze / Int White, Colonial 4W6H
Hardware = Positive Action Lock
Screen = Standard with Fiberglass Mesh
Ratings = STC: 29, OITC: 23, PG: LC30
Clear Opening = W 41 1/4" x H 33 5/16" Sq. Ft. 9.54, Egress: Yes
Other Ratings = CPD: MIL-A-154-07853-00002

Item Total: \$1,101.30
Line Total: \$1,101.30

Customer Approval: _____

Line: 15
Quantity: 1

Location: 226
Style Line V250, 6210, SH, No Fin with Sloped Sill Adapter, Ext Bronze / Int White, U-Factor: .29, SHGC: .21, VT: .45
1/8" SunCoatMAX (Low-E) over 1/8" Clear
Flat, Ext Bronze/Int White, Colonial 4W6H
Ext Bronze/Int White
No Fin with Sloped Sill Adapter
Argon Gas Filled
Tariff



Viewed From Exterior

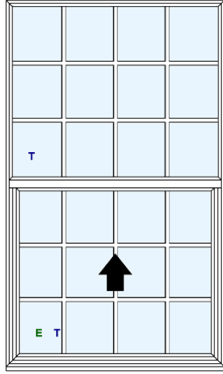
Model = Single Hung
Size = Net Frame: 43 3/4" x 73 3/8"
Dimensions = Sash Height: One Half
Energy Package = Title 24 2019
Glass = 1/8" SunCoatMAX (Low-E) over 1/8" Clear with Gray EdgeGardMAX Spacer
Glazing = Dual Glaze with Argon
Grids = Flat, Ext Bronze / Int White, Colonial 4W6H
Hardware = Positive Action Lock
Screen = Standard with Fiberglass Mesh
Ratings = STC: 29, OITC: 23, PG: LC30
Clear Opening = W 41 1/4" x H 33 5/16" Sq. Ft. 9.54, Egress: Yes
Other Ratings = CPD: MIL-A-154-07853-00002

Item Total: \$1,101.30
Line Total: \$1,101.30

Customer Approval: _____

Line: 16
Quantity: 1

Location: 3RD FLOOR STAIRWELL
Style Line V250, 6210, SH, No Fin with Sloped Sill Adapter, Ext Bronze / Int White, U-Factor: .29, SHGC: .21, VT: .45
1/8" SunCoatMAX (Low-E) Tempered over 1/8" Clear Tempered
Flat, Ext Bronze/Int White, Colonial 4W6H
Ext Bronze/Int White
No Fin with Sloped Sill Adapter
Argon Gas Filled
Tariff



Viewed From Exterior

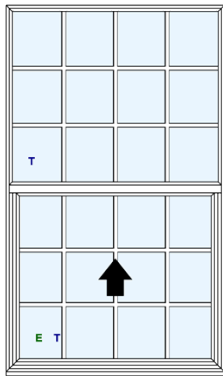
Model = Single Hung
Size = Net Frame: 43 3/4" x 73 3/8"
Dimensions = Sash Height: One Half
Energy Package = Title 24 2019
Glass = 1/8" SunCoatMAX (Low-E) Tempered over 1/8" Clear Tempered with Gray EdgeGardMAX Spacer
Glazing = Dual Glaze with Argon
Grids = Flat, Ext Bronze / Int White, Colonial 4W6H
Hardware = Positive Action Lock
Screen = Standard with Fiberglass Mesh
Ratings = STC: 29, OITC: 23, PG: LC30
Clear Opening = W 41 1/4" x H 33 5/16" Sq. Ft. 9.54, Egress: Yes
Other Ratings = CPD: MIL-A-154-07853-00002

Item Total: \$1,398.42
Line Total: \$1,398.42

Customer Approval: _____

Line: 17
Quantity: 1

Location: 301
Style Line V250, 6210, SH, No Fin with Sloped Sill Adapter, Ext Bronze / Int White, U-Factor: .29, SHGC: .21, VT: .45
1/8" SunCoatMAX (Low-E) Tempered over 1/8" Clear Tempered
Flat, Ext Bronze/Int White, Colonial 4W6H
Ext Bronze/Int White
No Fin with Sloped Sill Adapter
Argon Gas Filled
Tariff



Viewed From Exterior

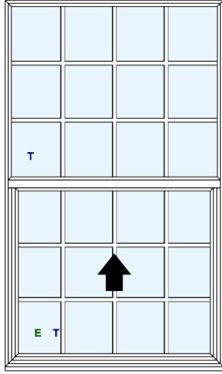
Model = Single Hung
Size = Net Frame: 43 3/4" x 73 3/8"
Dimensions = Sash Height: One Half
Energy Package = Title 24 2019
Glass = 1/8" SunCoatMAX (Low-E) Tempered over 1/8" Clear Tempered with Gray EdgeGardMAX Spacer
Glazing = Dual Glaze with Argon
Grids = Flat, Ext Bronze / Int White, Colonial 4W6H
Hardware = Positive Action Lock
Screen = Standard with Fiberglass Mesh
Ratings = STC: 29, OITC: 23, PG: LC30
Clear Opening = W 41 1/4" x H 33 5/16" Sq. Ft. 9.54, Egress: Yes
Other Ratings = CPD: MIL-A-154-07853-00002

Item Total: \$1,398.42
Line Total: \$1,398.42

Customer Approval: _____

Line: 18
Quantity: 1

Location: 302
Style Line V250, 6210, SH, No Fin with Sloped Sill Adapter, Ext Bronze / Int White, U-Factor: .29, SHGC: .21, VT: .45
1/8" SunCoatMAX (Low-E) Tempered over 1/8" Clear Tempered
Flat, Ext Bronze/Int White, Colonial 4W6H
Ext Bronze/Int White
No Fin with Sloped Sill Adapter
Argon Gas Filled
Tariff



Viewed From Exterior

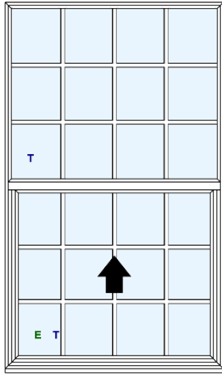
Model = Single Hung
Size = Net Frame: 43 3/4" x 73 3/8"
Dimensions = Sash Height: One Half
Energy Package = Title 24 2019
Glass = 1/8" SunCoatMAX (Low-E) Tempered over 1/8" Clear Tempered with Gray EdgeGardMAX Spacer
Glazing = Dual Glaze with Argon
Grids = Flat, Ext Bronze / Int White, Colonial 4W6H
Hardware = Positive Action Lock
Screen = Standard with Fiberglass Mesh
Ratings = STC: 29, OITC: 23, PG: LC30
Clear Opening = W 41 1/4" x H 33 5/16" Sq. Ft. 9.54, Egress: Yes
Other Ratings = CPD: MIL-A-154-07853-00002

Item Total: \$1,398.42
Line Total: \$1,398.42

Customer Approval: _____

Line: 19
Quantity: 1

Location: 303
Style Line V250, 6210, SH, No Fin with Sloped Sill Adapter, Ext Bronze / Int White, U-Factor: .29, SHGC: .21, VT: .45
1/8" SunCoatMAX (Low-E) Tempered over 1/8" Clear Tempered
Flat, Ext Bronze/Int White, Colonial 4W6H
Ext Bronze/Int White
No Fin with Sloped Sill Adapter
Argon Gas Filled
Tariff



Viewed From Exterior

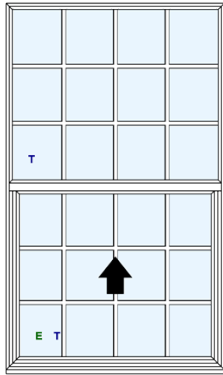
Model = Single Hung
Size = Net Frame: 43 3/4" x 73 3/8"
Dimensions = Sash Height: One Half
Energy Package = Title 24 2019
Glass = 1/8" SunCoatMAX (Low-E) Tempered over 1/8" Clear Tempered with Gray EdgeGardMAX Spacer
Glazing = Dual Glaze with Argon
Grids = Flat, Ext Bronze / Int White, Colonial 4W6H
Hardware = Positive Action Lock
Screen = Standard with Fiberglass Mesh
Ratings = STC: 29, OITC: 23, PG: LC30
Clear Opening = W 41 1/4" x H 33 5/16" Sq. Ft. 9.54, Egress: Yes
Other Ratings = CPD: MIL-A-154-07853-00002

Item Total: \$1,398.42
Line Total: \$1,398.42

Customer Approval: _____

Line: 20
Quantity: 3

Location: 304
Style Line V250, 6210, SH, No Fin with Sloped Sill Adapter, Ext Bronze / Int White, U-Factor: .29, SHGC: .21, VT: .45
1/8" SunCoatMAX (Low-E) Tempered over 1/8" Clear Tempered
Flat, Ext Bronze/Int White, Colonial 4W6H
Ext Bronze/Int White
No Fin with Sloped Sill Adapter
Argon Gas Filled
Tariff



Viewed From Exterior


Model = Single Hung
Size = Net Frame: 43 3/4" x 73 3/8"
Dimensions = Sash Height: One Half
Energy Package = Title 24 2019
Glass = 1/8" SunCoatMAX (Low-E) Tempered over 1/8" Clear Tempered with Gray EdgeGardMAX Spacer
Glazing = Dual Glaze with Argon
Grids = Flat, Ext Bronze / Int White, Colonial 4W6H
Hardware = Positive Action Lock
Screen = Standard with Fiberglass Mesh
Ratings = STC: 29, OITC: 23, PG: LC30
Clear Opening = W 41 1/4" x H 33 5/16" Sq. Ft. 9.54, Egress: Yes
Other Ratings = CPD: MIL-A-154-07853-00002

Item Total: \$1,398.42
Line Total: \$4,195.26

Customer Approval: _____

Line: 21
Quantity: 2

Location: HALLWAY
Style Line V250, 6310, PWR, No Fin with Sloped Sill Adapter, Ext Bronze / Int White, U-Factor: .26, SHGC: .21, VT: .49
5/32" SunCoatMAX (Low-E) Tempered over 5/32" Clear Tempered
Flat, Ext Bronze/Int White, Colonial 4W6H
Ext Bronze/Int White
No Fin with Sloped Sill Adapter
Argon Gas Filled
Tariff



Viewed From Exterior

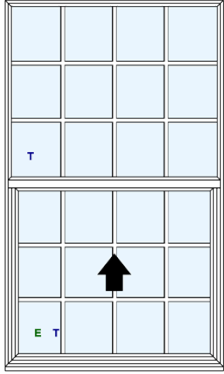
Model = Slider Picture
Size = Net Frame: 43 3/4" x 73 3/8"
Energy Package = Title 24 2019
Glass = 5/32" SunCoatMAX (Low-E) Tempered over 5/32" Clear Tempered with Gray EdgeGardMAX Spacer
Glazing = Dual Glaze with Argon
Grids = Flat, Ext Bronze / Int White, Colonial 4W6H
Ratings = STC: No Rating, OITC: No Rating, PG: CW45
Other Ratings = CPD: MIL-A-152-11439-00002

Item Total: \$1,404.88
Line Total: \$2,809.76

Customer Approval: _____

Line: 22
Quantity: 1

Location: 305
Style Line V250, 6210, SH, No Fin with Sloped Sill Adapter, Ext Bronze / Int White, U-Factor: .29, SHGC: .21, VT: .45
1/8" SunCoatMAX (Low-E) Tempered over 1/8" Clear Tempered
Flat, Ext Bronze/Int White, Colonial 4W6H
Ext Bronze/Int White
No Fin with Sloped Sill Adapter
Argon Gas Filled
Tariff



Viewed From Exterior

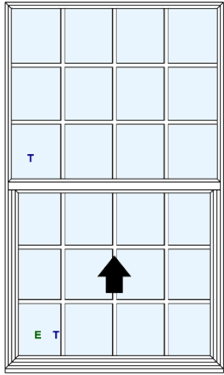
Model = Single Hung
Size = Net Frame: 43 3/4" x 73 3/8"
Dimensions = Sash Height: One Half
Energy Package = Title 24 2019
Glass = 1/8" SunCoatMAX (Low-E) Tempered over 1/8" Clear Tempered with Gray EdgeGardMAX Spacer
Glazing = Dual Glaze with Argon
Grids = Flat, Ext Bronze / Int White, Colonial 4W6H
Hardware = Positive Action Lock
Screen = Standard with Fiberglass Mesh
Ratings = STC: 29, OITC: 23, PG: LC30
Clear Opening = W 41 1/4" x H 33 5/16" Sq. Ft. 9.54, Egress: Yes
Other Ratings = CPD: MIL-A-154-07853-00002

Item Total: \$1,398.42
Line Total: \$1,398.42

Customer Approval: _____

Line: 23
Quantity: 4

Location: 307
Style Line V250, 6210, SH, No Fin with Sloped Sill Adapter, Ext Bronze / Int White, U-Factor: .29, SHGC: .21, VT: .45
1/8" SunCoatMAX (Low-E) Tempered over 1/8" Clear Tempered
Flat, Ext Bronze/Int White, Colonial 4W6H
Ext Bronze/Int White
No Fin with Sloped Sill Adapter
Argon Gas Filled
Tariff



Viewed From Exterior

Model = Single Hung
Size = Net Frame: 43 3/4" x 73 3/8"
Dimensions = Sash Height: One Half
Energy Package = Title 24 2019
Glass = 1/8" SunCoatMAX (Low-E) Tempered over 1/8" Clear Tempered with Gray EdgeGardMAX Spacer
Glazing = Dual Glaze with Argon
Grids = Flat, Ext Bronze / Int White, Colonial 4W6H
Hardware = Positive Action Lock
Screen = Standard with Fiberglass Mesh
Ratings = STC: 29, OITC: 23, PG: LC30
Clear Opening = W 41 1/4" x H 33 5/16" Sq. Ft. 9.54, Egress: Yes
Other Ratings = CPD: MIL-A-154-07853-00002

Item Total: \$1,398.42
Line Total: \$5,593.68

Customer Approval: _____



GLASS WEST INC
 3033 DULUTH STREET
 WEST SACRAMENTO, CA 95691-2206
 9163729391



Submitted By: _____	Material Subtotal:	\$49,796.55
Accepted By: _____	Material Tax 8%:	\$3,983.72
Date: _____	:	\$17,280.00
	Grand Total (USD):	\$71,060.27

For warranty information please visit www.milgard.com/warranty/

Please note that actual NFRC energy values may vary from those reported in CTB Quote Plus due to variations that may occur during the manufacturing process. In most cases variations will be minimal. Please contact your Milgard location with questions or concerns regarding this potential variation.

Painted Vinyl Note: For stucco applications, please follow the Milgard Stucco Tape Guidelines https://www.milgard.com/sites/default/files/u/u57666/stucco_taping_guidelines_0920.pdf.

Handing is viewed from outside looking in.

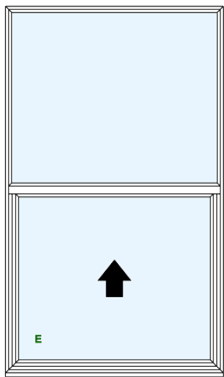
ADDITIONAL INFORMATION:

Quote Name:	301 2nd St.	Quote Number:	SQPBGO001760_1
Customer:	County of Yolo	Created Date:	10/11/2021
Payment Terms:		Modified Date:	3/3/2022
Sales Representative:	Stefani Blake Mobile: sales@glasswest.com	PO Number:	
Weighted Average:	U-Factor: .29, SHGC: .23, VT: 0.5	Total Windows:	43
Comments:	1 of these windows needs the stucco removed before installation and patched after installation. County of Yolo is responsible for hiring stucco contractor to perform stucco work. Price does include prevailing wage rate and bonds.	Total Doors:	
		Total Sq Ft:	948.00
		Total Perim Ft:	882
		Est. Delivery:	_____

For warranty information please visit www.milgard.com/warranty/

Billing Information		Shipping Information	
Name:	County of Yolo	Name:	
Address:	101 Imperial St. Woodland, CA 95695	Address:	
Phone:	530-406-4830	Phone:	
Fax:		Fax:	
Email:	tonia.murphy@yolocounty.org	Email:	

Line:	1	Location:	2nd Floor	
Quantity:	22	Style Line V250, 6210, SH, No Fin with Sloped Sill Adapter, Ext Bronze / Int White, U-Factor: .29, SHGC: .23, VT: .50		\$477.17
		1/8" SunCoatMAX (Low-E) over 1/8" Clear		\$35.53
		Ext Bronze/Int White		\$297.93
		No Fin with Sloped Sill Adapter		\$31.49
		Argon Gas Filled		\$26.64
		Tariff		\$1.62
		Item Total:		\$870.38
		Line Total:		\$19,148.39

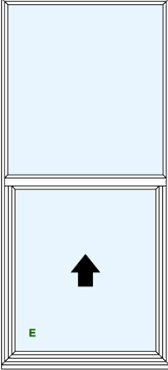


Viewed From Exterior

Model = Single Hung
 Size = Net Frame: 44" x 74"
 Dimensions = Sash Height: One Half
 Energy Package = Title 24 2019
 Glass = 1/8" SunCoatMAX (Low-E) over 1/8" Clear with Gray EdgeGardMAX Spacer
 Glazing = Dual Glaze with Argon
 Hardware = Positive Action Lock
 Screen = Standard with Fiberglass Mesh
 Ratings = STC: 29, OITC: 23, PG: LC30
 Clear Opening = W 41 1/2" x H 33 5/8" Sq. Ft. 9.69, Egress: Yes
 Other Ratings = CPD: MIL-A-154-07853-00001

Customer Approval: _____

Line:	2	Location: 2nd Floor		
Quantity:	6	Style Line V250, 6210, SH, No Fin with Sloped Sill Adapter, Ext Bronze / Int White, U-Factor: .29, SHGC: .23, VT: .50		\$400.47
		1/8" SunCoatMAX (Low-E) over 1/8" Clear		\$26.64
		Ext Bronze/Int White		\$246.26
		No Fin with Sloped Sill Adapter		\$26.64
		Argon Gas Filled		\$19.38
		Tariff		\$1.62
			Item Total:	\$721.01
			Line Total:	\$4,326.07




Viewed From Exterior

Model = Single Hung
Size = Net Frame: 33" x 72"
Dimensions = Sash Height: One Half
Energy Package = Title 24 2019
Glass = 1/8" SunCoatMAX (Low-E) over 1/8" Clear with Gray EdgeGardMAX Spacer
Glazing = Dual Glaze with Argon
Hardware = Positive Action Lock
Screen = Standard with Fiberglass Mesh
Ratings = STC: 29, OITC: 23, PG: LC30
Clear Opening = W 30 1/2" x H 32 5/8" Sq. Ft. 6.91, Egress: Yes
Other Ratings = CPD: MIL-A-154-07853-00001

Customer Approval: _____

Line:	3	Location: 2nd Floor		
Quantity:	1	Style Line V250, 6330, PW, 1" Setback, Ext Bronze / Int White, U-Factor: .27, SHGC: .25, VT: .56		\$352.83
		1/8" SunCoatMAX (Low-E) over 1/8" Clear		\$28.26
		Ext Bronze/Int White		\$184.09
		Argon Gas Filled		\$20.99
		Tariff		\$1.62
			Item Total:	\$587.79
			Line Total:	\$587.79

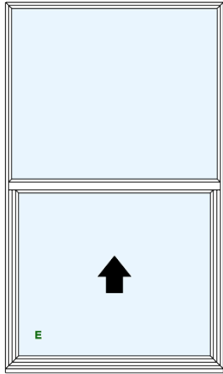


Viewed From Exterior

Model = Picture
Size = Net Frame: 42" x 61"
Glass = 1/8" SunCoatMAX (Low-E) over 1/8" Clear with Gray EdgeGardMAX Spacer
Glazing = Dual Glaze with Argon
Frame Accessories = Stucco Key
Ratings = STC: 30, OITC: 25, PG: CW40
Other Ratings = CPD: MIL-A-178-05967-00001

Customer Approval: _____

Line:	4	Location: 3rd Floor		
Quantity:	12	Style Line V250, 6210, SH, No Fin with Sloped Sill Adapter, Ext Bronze / Int White, U-Factor: .29, SHGC: .23, VT: .50		\$477.17
		1/8" SunCoatMAX (Low-E) over 1/8" Clear		\$35.53
		Ext Bronze/Int White		\$297.93
		No Fin with Sloped Sill Adapter		\$31.49
		Argon Gas Filled		\$26.64
		Tariff		\$1.62
			Item Total:	\$870.38
			Line Total:	\$10,444.57




Viewed From Exterior

Model = Single Hung
 Size = Net Frame: 44" x 74"
 Dimensions = Sash Height: One Half
 Energy Package = Title 24 2019
 Glass = 1/8" SunCoatMAX (Low-E) over 1/8" Clear with Gray EdgeGardMAX Spacer
 Glazing = Dual Glaze with Argon
 Hardware = Positive Action Lock
 Screen = Standard with Fiberglass Mesh
 Ratings = STC: 29, OITC: 23, PG: LC30
 Clear Opening = W 41 1/2" x H 33 5/8" Sq. Ft. 9.69, Egress: Yes
 Other Ratings = CPD: MIL-A-154-07853-00001

Customer Approval: _____

Line:	5	Location: 3rd Floor		
Quantity:	2	Style Line V250, 6310, PWR, No Fin with Sloped Sill Adapter, Ext Bronze / Int White, U-Factor: .26, SHGC: .23, VT: .55		\$536.92
		1/8" SunCoatMAX (Low-E) over 1/8" Clear		\$35.53
		Ext Bronze/Int White		\$244.64
		No Fin with Sloped Sill Adapter		\$31.49
		Argon Gas Filled		\$26.64
		Tariff		\$1.62
			Item Total:	\$876.84
			Line Total:	\$1,753.68



Viewed From Exterior

Model = Slider Picture
 Size = Net Frame: 44" x 74"
 Glass = 1/8" SunCoatMAX (Low-E) over 1/8" Clear with Gray EdgeGardMAX Spacer
 Glazing = Dual Glaze with Argon
 Ratings = STC: 28, OITC: 24, PG: CW45
 Other Ratings = CPD: MIL-A-152-11426-00001

Customer Approval: _____



GLASS WEST INC
 3033 DULUTH STREET
 WEST SACRAMENTO, CA 95691-2206
 9163729391



Submitted By: _____	Material Subtotal:	\$36,260.51
Accepted By: _____	Material Tax 8%:	\$2,900.84
Date: _____	Labor:	\$17,280.00
	Grand Total (USD):	\$56,441.35

For warranty information please visit www.milgard.com/warranty/

Please note that actual NFRC energy values may vary from those reported in CTB Quote Plus due to variations that may occur during the manufacturing process. In most cases variations will be minimal. Please contact your Milgard location with questions or concerns regarding this potential variation.

Painted Vinyl Note: For stucco applications, please follow the Milgard Stucco Tape Guidelines https://www.milgard.com/sites/default/files/u/u57666/stucco_taping_guidelines_0920.pdf.

Handing is viewed from outside looking in.

ADDITIONAL INFORMATION: