


Yolo Basic Income Program Update (YOBI)

A hand up for
Yolo County's
Families in the
deepest
poverty!




Our Families, Our Neighbors



Our Future.

Poverty In Yolo

How does Yolo's Poverty Rate Stack Up?



County	Poverty rate (%)	County	Poverty rate (%)	County	Poverty rate (%)
Alameda	14.1%	Madera	18.5%	San Luis Obispo	15.5%
Alpine, Amador, Calaveras, Inyo, Mariposa, Mono, Tuolumne	13.2%	Marin	15.8%	San Mateo	15.1%
Butte	17.9%	Merced	13.4%	Santa Barbara	20.7%
Colusa, Glenn, Tehama, Trinity	14.3%	Monterey, San Benito	17.3%	Santa Clara	14.3%
Contra Costa	13.8%	Napa	13.7%	Santa Cruz	17.0%
Del Norte, Lassen, Modoc, Plumas, Siskiyou	12.8%	Nevada, Sierra	17.3%	Shasta	15.9%
El Dorado	10.4%	Orange	19.1%	Solano	11.8%
Fresno	17.2%	Placer	11.5%	Sonoma	14.4%
Humboldt	19.5%	Riverside	16.1%	Stanislaus	14.4%
Imperial	19.5%	Sacramento	14.8%	Sutter, Yuba	11.9%
Kern	16.7%	San Bernardino	15.3%	Tulare	16.4%
Kings	14.3%	San Diego	17.8%	Ventura	16.3%
Lake, Mendocino	15.8%	San Francisco	17.0%	Yolo	20.9%
Los Angeles	20.8%	San Joaquin	15.4%		


**HIGHEST
IN CA**



What is the Program

Yolo County HHSA launched a first in the nation basic income supplement program for 76 of our lowest income and most vulnerable homeless families on CalWORKS.

The **24 month** program will provide additional cash benefits to 76 families pulling that families total income \$1 over the California Poverty Measure. Families will continue to receive full CalWORKS HSP case management services.



1 Co-enrollment

Families will continue their enrollment in CalWORKS and will still receive cash aid, Medi-Cal, CalFresh, Childcare, Mental Health, Substance Abuse, Education, Housing and Career Supports. In most cases additional income will not impact benefits.

2 UC Davis Study

2-year study will be concurrently run over the pilot program period. A team of researchers from UC Davis Center for Regional Change, county staff and CBOs will be conducting interviews, data collection and sampling. A comprehensive study on the benefits of the additional income will be created post pilot.

3 Control Group

In addition to the 76 families receiving basic income benefits, 103 Yolo CalWORKS families with children under the age of 6 will receive quarterly surveys as part of a control group. These families will be given a \$100 survey incentive totalling \$800 over the life of the program.

Yolo Kids Under 6

How did we identify program participants?

1

According to the US Census in July of 2019 there were 11,418 Children in Yolo County under the age of 6.

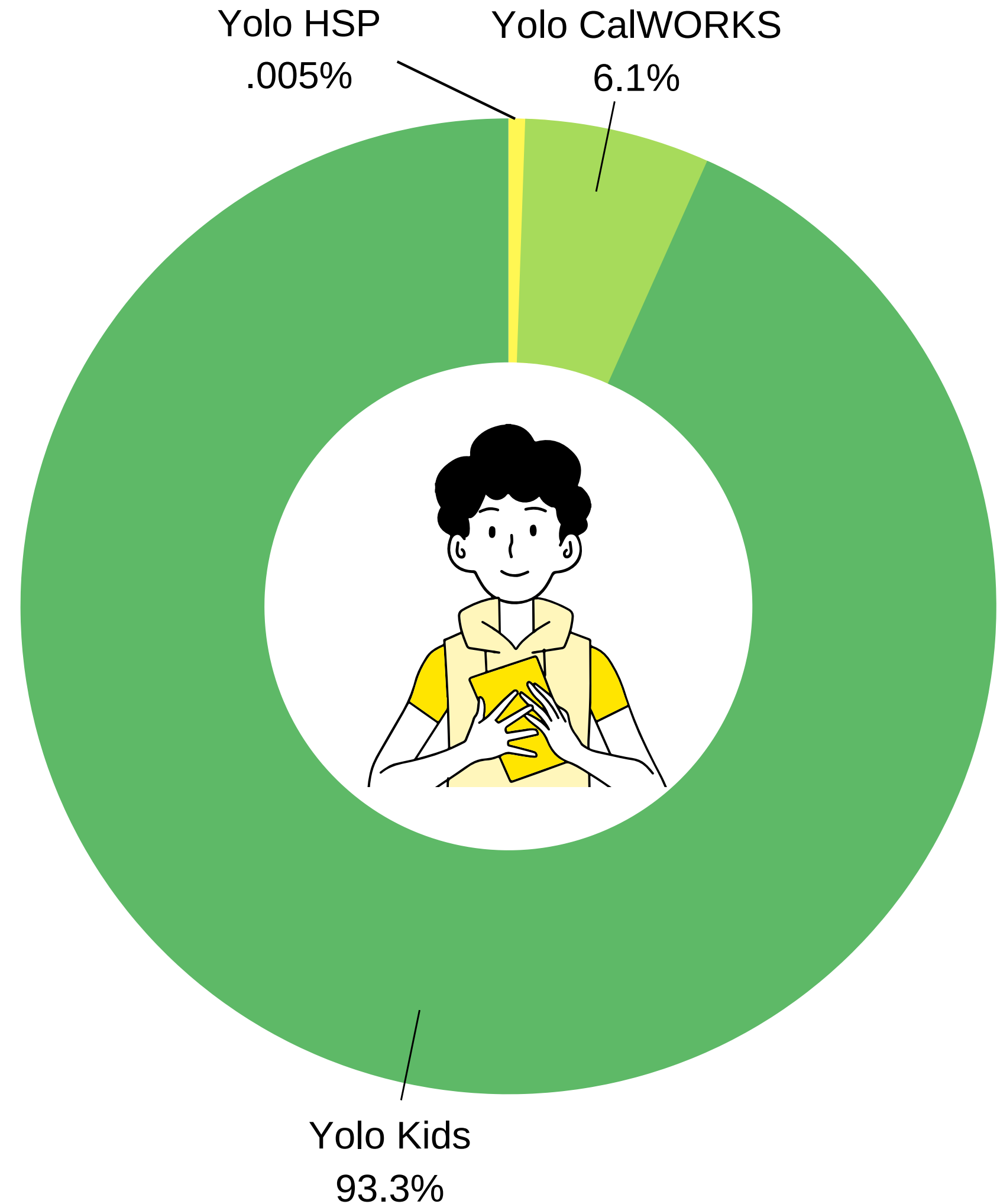
2

Yolo County HHSA Social Services Data indicates there are 704 kids under the age of 6 on the CalWORKS program. 6.1% of all kids under the age of 6.

3

Yolo County HHSA Social Services Data indicates there are 54 kids under the age of 6 on the CalWORKS HSP Subprogram. .005% of all kids under the age of 6.

54 Yolo County CalWORKS Housing Support Kids (HSP) Under the Age of 6



What are we proposing?

- **Amount:** \$ Above California Poverty Measure (CPM)
- **# of Families:** 76
- **Timeframe:** 2 Years
- **Poverty Rate:** 20.9%
- **Allocation:** CalWORKS Housing Support Families with Children **under 6**
- **Evaluation:** University of California Davis

1


Benefit payments on pre-paid "Usio" Cards began on **April 1, 2022**

2

Quarterly surveys and study launched concurrently with first quarterly control surveys launching in **July of 2022.**



3

Program partner support and financial literacy education began in **July of 2022.**




Program Budget

How can we fund a Family Poverty Reduction Pilot for 2 full years?




Stuart Foundation



Family of 4 (No Other Income) Example

CalWORKS Maximum Grant = \$1,122 Monthly x 24 Months: \$26,928
 CPM Minimum Poverty (2 year) Threshold for a family of 4: \$61,776
 Shortfall: **-\$34,848 (-17,423.76 per year)**
 Monthly BSI Amount: \$1451.98

Could this program reduce reliance on public welfare programs for Yolo County families in the future?




Maximum Program Grant 24 Month Pilot

All CalWORKS HSP Families with Child Under 6: \$3,127,809
 Program Expenses: \$550,480 (Overhead and Eval Costs)

Funding Identified to Date:

County Cannabis Funding: \$500,000
 Yolo HSP Funding: \$667,000
 Sutter Health Foundation: \$250,000
 Sierra Health Foundation: \$230,000
 OCAP Grant: \$150,000
 Yolo First 5: \$100,000
 Kelly, Stuart and Travis: \$41,500



Unidentified Fundraising - \$1,189,309.50

Family Income + CalWORKS Grant - California Poverty Measure (CPM) = Monthly Yolo Grows Grant Amount

YOBI Fund Distribution

April 2022 through June 2022

52.7%
Purchase
Transactions

42.8%
Cash
Withdrawals

3.5%
Purchase
with Cash
Back

Total Prefunded Loads

\$293.9k

Total Loads

\$12.9k

Total Balance

Card Status	Load Count	Total Loads	Current Balance	% of Funds Spent
Active and Other	228	\$293,934.00	\$12,938.86	95.6%
Pre-Active			\$0.00	

Private Donations

Private donations maximize CalFRESH benefits:

1

If any part of the YOBI funds come from private donations the YOBI money is then EXEMPT from calculating CalFRESH benefits

2

This means YOBI participants would not have their CalFRESH benefits negatively impacted

Evaluation

Creating a Proof of Concept!

How could two years above the CPM change the lives of homeless California families with kids under the age of 6?

Scalability

Stress

Education and Career Attainment

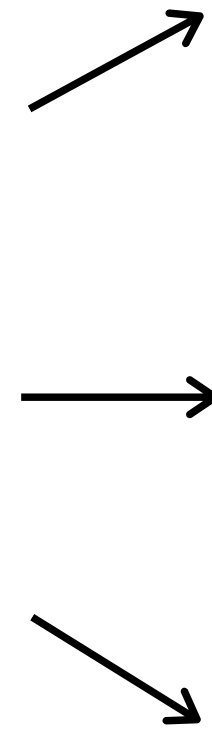
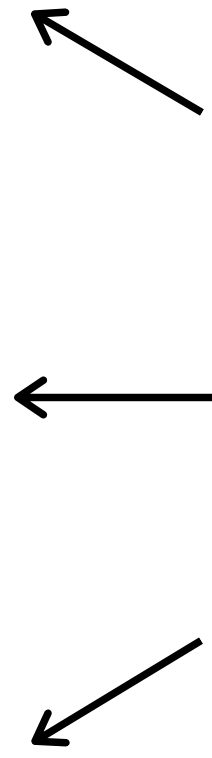
Early Childhood Development

Control Group

Health Outcomes

Spending Trend Data

Financial Literacy



???



????