

YOLO COUNTY DEPARTMENT OF AGRICULTURE

2021

# CROP & LIVESTOCK REPORT



---

# STAFF

## AGRICULTURAL COMMISSIONER, SEALER OF WEIGHTS AND MEASURES

Humberto Izquierdo

## CHIEF DEPUTY AGRICULTURAL COMMISSIONER

David Guerrero

## DEPUTY COMMISSIONER

David Brown  
Jack De Wit  
Jenni King, Retired

## BUSINESS SERVICES SUPERVISOR

Sabrina Ledesma

## OFFICE SUPPORT SPECIALIST

Barbara Christopherson, Retired  
Laura Martinez

## ADMINISTRATIVE CLERK

Angelica Duarte  
Rubi Reyes, Resigned

## AGRICULTURAL AND STANDARDS INSPECTOR

Alex Argueta	Gregory Peters
Chase Granum	Joel Felice
Courtney Stemen	Joel Hernandez
Dylanjer Hackney	Laura Vargas
Elpidio Tijerino, Retired	Michelle Lawson
Gideon Rector	Rocio Munoz, Resigned

## AGRICULTURAL AND STANDARDS TECHNICIAN

Jason Kincanon  
Mark Kochi

## SEASONAL STAFF

Alicia Tinsley	Ivan Lopez
Bill Lyon	Jorge Galo
David Ruvalcaba	Kyler Stassi
Deb Simpson	Ramiro Hernandez
Dennis Chambers	Tanner Brown
Diego Ledesma	Trang Duong
Herb Wimberly	Valerie Klein
Imani Bullock	

ALL OF THE 2021 CROP REPORT PICTURES WERE CAPTURED BY YOLO COUNTY STAFF.

## MISSION STATEMENT

Our Mission is to promote and protect Yolo County agriculture and the environment, ensure the health and safety of our residents, and foster confidence and equity in the marketplace through the fair and equitable enforcement of the laws, regulations, and ordinances enacted by the people of the State of California and the County of Yolo.



---

# TABLE OF CONTENTS



<b>1</b>	Agricultural Commissioner's Letter	<b>8</b>	Wine Grapes
<b>2</b>	Top 10 Commodities	<b>9</b>	Yolo County Wine Tasting Rooms
<b>3</b>	Vegetable Crops	<b>10</b>	Commodity Summary
<b>3</b>	Organic Production	<b>11</b>	Export Partners
<b>4</b>	Field Crops	<b>12</b>	Certified Farmers Markets
<b>5</b>	Nursery Products	<b>13</b>	Community Supported Agriculture
<b>5</b>	Seed Crops	<b>14</b>	Pest Exclusion
<b>6</b>	Fruit & Nut Crops	<b>14</b>	Sustainable Agriculture
<b>7</b>	Apiculture, Livestock & Poultry	<b>15</b>	Weights and Measures

---



# County of Yolo

Agriculture / Weights & Measures Department

**Humberto Izquierdo**  
AGRICULTURAL COMMISSIONER  
SEALER OF WEIGHTS AND MEASURES

70 COTTONWOOD STREET WOODLAND, CALIFORNIA 95695-2557  
Phone (530) 666-8140 Fax (530) 662-6094

Karen Ross, Secretary, California Department of Food and Agriculture

and

Honorable Board of Supervisors, County of Yolo:

- Supervisor Angel Barajas, Chair, District 5
- Supervisor Oscar Villegas, Vice Chair, District 1
- Supervisor Jim Provenza, District 4
- Supervisor Don Saylor, District 2
- Supervisor Gary Sandy, District 3

Pursuant to the provisions of Sections 2279 and 2272 of the California Food and Agricultural Code, I am pleased to present the Yolo County Crop Report for 2021. This annual publication summarizes the acreage production and valuation of Yolo County's agricultural commodities. These figures denote gross value of production and do not attempt to reflect net farm income.

The gross value of Yolo County's agricultural production for 2021 was \$811,123,000. This represents an increase of \$99,297,000 or 13.9% above 2020's value of \$711,826,000. Almonds are back on top for 2021 with a gross value of \$137,114,000 followed by Tomatoes with a gross value of \$136,618,000. Grapes, Organic Production, and Rice, are the top five commodities according to gross value.

Although there was an increase in gross crop value, 2021 was a challenging year due to water shortage. This is reflected primarily in a 45% decrease in Rice acreage. Seed crop were also down. The overall value of our primary crop increases were due to strong pricing and an increase in almond production due to maturing trees. Hay for feed reflected an increase demand again driven by drought.

I would like to express my appreciation to all the farmers, ranchers, and agencies who contributed data to make this report possible. Special recognition for the compilation and preparation of this report goes to Molly Mathews – Deputy Agricultural Commissioner.

To see this or any previous crop reports online, or to learn about the programs and services provided by the Yolo County Department of Agriculture, visit: [www.yolocounty.org/ag](http://www.yolocounty.org/ag).

Respectfully submitted,

**Humberto Izquierdo**  
Agricultural Commissioner/Sealer of Weights & Measures



2021  
**\$137,114,000**  
 2020  
**\$98,250,000**  
 ALMONDS

# TOP 10 COMMODITIES

COMMODITY	2021	2020	2019
<b>1 ALMONDS (MEATS)</b>	\$137,114,000	\$98,250,000	\$157,776,000
<b>2 TOMATOES, PROCESSING</b>	\$136,618,000	\$127,435,000	\$107,540,000
<b>3 GRAPES, WINE (ALL)<sup>1</sup></b>	\$116,528,000	\$104,760,000	\$108,143,000
<b>4 ORGANIC PRODUCTION (ALL)</b>	\$56,877,000	\$46,080,000	\$56,902,000
<b>5 RICE<sup>2</sup></b>	\$38,791,000	\$67,667,000	\$57,086,000
<b>6 WALNUTS (ALL)</b>	\$37,526,000	\$27,550,000	\$35,800,000
<b>7 HAY, ALFALFA</b>	\$34,336,000	\$27,270,000	\$30,492,000
<b>8 SUNFLOWER SEED</b>	\$30,095,000	\$33,422,000	\$26,260,000
<b>9 PISTACHIOS<sup>3</sup></b>	\$29,138,000	\$8,389,000	\$2,566,200
<b>10 APIARY<sup>4</sup></b>	\$22,085,000	\$16,231,000	\$14,301,000

1 2020 value corrected  
 2 Includes USDA Support Prices, does not include seed  
 3 2020 and 2019 total values corrected  
 4 Includes colonies, honey, package bees, pollination, queens, and wax. 2020 value corrected



# VEGETABLE CROPS

CROP	YEAR	PRODUCTION		VALUE		
		HARVESTED ACRES	PER ACRE	TOTAL TONS	PER TON	TOTAL
TOMATOES, PROCESSING <sup>1</sup>	2021	32,929	50	1,646,000	\$83	\$136,618,000
	2020	32,585	50.79	1,655,000	\$77	\$127,435,000
MISCELLANEOUS <sup>2</sup>	2021	5,980				\$26,871,000
	2020	5,300				\$13,902,000
TOTAL	2021	38,909				\$163,489,000
	2020	37,885				\$141,337,000

1 2020 acreage and total tonnage corrected, total value was accurate.

2 Includes asparagus, beans, broccoli, cucumber, garlic, melons (including honeydew), peppers, pumpkins, squash, sweet corn, tomatoes (fresh), watermelons, and other miscellaneous vegetable crops of a limited number.

# ORGANIC PRODUCTION

CROP	YEAR	PRODUCTION		VALUE
		ACRES	TOTAL	TOTAL
PRODUCTION, ORGANIC <sup>1</sup>	2021	19,260		\$50,874,000
	2020	19,400		\$43,760,000
DIRECT MARKET, ORGANIC <sup>2</sup>	2021	728		\$6,003,000
	2020	400		\$2,320,000
TOTAL	2021	19,990		\$56,877,000
	2020	19,800		\$46,080,000

**92 ORGANIC FARMS**  
**9 REGISTERED, 83 CERTIFIED**  
**28 ARE CERTIFIED BY**  
**YOLO CERTIFIED ORGANIC**  
**AGRICULTURE (YCOA)**  
**A TOTAL OF 60 OPERATIONS**  
**THROUGHOUT CA**  
**ARE CERTIFIED BY YCOA.**

1 Includes organic rangeland

2 Revised description from Fresh Market, Organic to Direct Market, Organic.

# FIELD CROPS



CROP	YEAR	PRODUCTION			VALUE	
		HARVESTED ACRES	PER ACRE	TOTAL UNITS	PER TON	TOTAL
CORN, FIELD	2021	4,734	6.89	32,600 TONS	\$223	\$7,270,000
	2020	6,870	6.01	41,300 TONS	\$157	\$6,484,000
HAY, ALFALFA	2021	23,782	6.21	148,000 TONS	\$232	\$34,336,000
	2020	24,210	5.56	135,000 TONS	\$202	\$27,270,000
HAY, OTHER <sup>1</sup>	2021	11,744	3.49	41,000 TONS	\$163	\$6,683,000
	2020	8,980	3.24	29,100 TONS	\$136	\$3,958,000
PASTURE, IRRIGATED <sup>2</sup>	2021	5,773		PER ACRE	\$146	\$843,000
	2020	6,700		PER ACRE	\$139	\$931,000
PASTURE, DRY <sup>2</sup>	2021	30,067		PER ACRE	\$26	\$782,000
	2020	30,700		PER ACRE	\$24	\$737,000
RICE <sup>3</sup>	2021	15,475	4.45	68,900 TONS	\$563	\$38,791,000
	2020	34,870	4.5	157,000 TONS	\$431	\$67,667,000
SAFFLOWER <sup>4</sup>	2021	5,778	1.26	7,280 TONS	\$523	\$3,807,000
	2020	5,800	0.99	5,740 TONS	\$453	\$2,600,000
WHEAT	2021	24,179	2.52	60,900 TONS	\$216	\$13,154,000
	2020	21,440	2.94	63,000 TONS	\$195	\$12,285,000
MISCELLANEOUS <sup>5</sup>	2021	4,017				\$10,366,000
	2020	4,570				\$15,898,000
<b>TOTAL</b>	<b>2021</b>	<b>125,549</b>				<b>\$116,032,000</b>
	<b>2020</b>	<b>144,140</b>				<b>\$137,830,000</b>

1 Includes barley, dried bean (hay), oats, ryegrass, sudangrass, volunteer hay, and other miscellaneous field crops of a limited number. 2020 value corrected.

2 2020 total value corrected due to rounding error.

3 Includes USDA Support Prices, does not include seed. 2020 acreage corrected from 37,000 to 34,780.

4 2020 total tonnage corrected due to rounding error. Total value corrected based on rounding error.

5 Includes barley, dried beans including garbanzo, millet, milo, straw, triticale, and other miscellaneous field crops of a limited number

# NURSERY PRODUCTS

CROP	PRODUCTION		VALUE
	YEAR	ACRES	TOTAL
PROPAGATIVE STOCK <sup>1</sup>	2021	341	\$15,362,000
	2020	300	\$14,819,000
NURSERY STOCK <sup>2</sup>	2021	80	\$5,119,000
	2020	85	\$10,446,000
<b>TOTAL</b>	<b>2021</b>	<b>421</b>	<b>\$20,481,000</b>
	<b>2020</b>	<b>385</b>	<b>\$25,265,000</b>

- 1 Includes bareroot, benchgraft, budwood, and cuttings. 2020 total value corrected due to rounding error.
- 2 Includes container stock, organic transplants, transplants, and trees.

# SEED CROPS<sup>1</sup>

CROP	PRODUCTION		VALUE
	YEAR	ACRES	TOTAL
SUNFLOWER	2021	17,729	\$30,095,000
	2020	22,140	\$33,422,000
GRAIN, ALL <sup>2</sup>	2021	2,328	\$3,413,000
	2020	3,340	\$3,455,000
PASTURE & GRASS, ALL	2021	718	\$6,715,000
	2020	900	\$8,430,000
CUCURBITS <sup>3</sup>	2021	1,760	\$9,281,000
	2020	750	\$2,884,000
MISCELLANEOUS <sup>4</sup>	2021	2,760	\$2,783,000
	2020	4,500	\$6,393,000
<b>TOTAL</b>	<b>2021</b>	<b>25,295</b>	<b>\$52,287,000</b>
	<b>2020</b>	<b>31,630</b>	<b>\$54,584,000</b>

- 1 Revised tabulations and format to combine certified and non-certified seed.
- 2 Revised 2020 description from Small Grain to Grain, All. Includes barley, oats, rice, sorghum, triticale, and wheat. 2020 total value corrected due to rounding error.
- 3 Revised 2020 description from Vine Seed to Curcubits. Includes cantaloupe, cucumber, pumpkin, squash, watermelon, and other melon.
- 4 Includes beans, beets, broccoli, cabbage, carrot, collard, corn (sweet), kale, lettuce, onion, tomato, turnip, and other miscellaneous seed crops of a limited number. 2020 total value corrected due to rounding.



2021  
**17,729 ACRES**  
2020  
**22,140 ACRES**  
**SUNFLOWER SEED**

# FRUIT & NUT CROPS



CROP	YEAR	PRODUCTION			VALUE	
		HARVESTED ACRES	PER ACRE	TOTAL TONS	PER TON	TOTAL
ALMONDS (MEATS)	2021	45,100	0.85	38,300	\$3,580	\$137,114,000
	2020	37,100	1.06	39,300	\$2,500	\$98,250,000
ALMONDS (HULLS) <sup>1</sup>	2021	—	—	44,100	\$110	\$4,851,000
	2020	—	—	44,500	\$100	\$4,450,000
OLIVES (OIL)	2021	6,050	3.66	22,100	\$784	\$17,326,000
	2020	6,000	3.86	23,200	\$720	\$16,704,000
PISTACHIOS <sup>1</sup>	2021	4,362	1.35	5,890	\$4,947	\$29,138,000
	2020	3,000	0.62	1,860	\$4,510	\$8,389,000
PLUMS, DRIED	2021	1,837	2.35	4,320	\$1,731	\$7,480,000
	2020	1,600	2.13	3,400	\$1,750	\$5,950,000
WALNUTS, ALL	2021	16,898	1.65	27,900	\$1,345	\$37,526,000
	2020	14,600	1.30	19,000	\$1,450	\$27,550,000
MISCELLANEOUS <sup>2</sup>	2021	1,446				\$9,476,000
	2020	400				\$5,112,000
<b>TOTAL</b>	<b>2021</b>	<b>75,693</b>				<b>\$242,911,000</b>
	<b>2020</b>	<b>62,700</b>				<b>\$166,405,000</b>

<sup>1</sup> Total value corrected due to tonnage rounding error. 2020 total value corrected due to rounding error.

<sup>2</sup> Includes apples, apricots, blackberries, cherries, chestnuts, citrus, figs, hops, kiwis, nectarines, oranges, peaches, pears, pecans, persimmons, plums, pomegranates, raisins, strawberries, table grapes, and other miscellaneous fruit and nut crops of a limited number. 2021 acreage increased due to the addition of pecans. 2020 total value corrected due to rounding error.



# APICULTURE, LIVESTOCK & POULTRY

CROP	YEAR	PRODUCTION			VALUE	
		HEAD	LIVE WEIGHT	UNIT	PER CWT	TOTAL
CATTLE & CALVES <sup>1</sup>	2021	18,240	105,792	CWT	\$140	\$14,811,000
	2020	19,200	104,400	CWT	\$132	\$13,781,000
SHEEP & LAMBS <sup>1</sup>	2021	9,911	10,208	CWT	\$201	\$2,052,000
	2020	10,166	12,300	CWT	\$125	\$1,538,000
MISCELLANEOUS <sup>2</sup>	2021					\$3,570,000
	2020					\$4,015,000
APICULTURE <sup>3</sup>	2021					\$22,085,000
	2020					\$16,231,000
<b>TOTAL</b>	<b>2021</b>					<b>\$42,518,000</b>
	<b>2020</b>					<b>\$35,565,000</b>

1 2020 total value corrected due to rounding error.

2 Combined miscellaneous category to include hogs, poultry, eggs, milk, and wool due to insufficient data.

3 Includes colonies, honey, package bees, pollination (all crops requiring pollination) and wax. Revised 2020 total value due to rounding error.



# WINE GRAPES



CROP	YEAR	PRODUCTION			VALUE	
		HARVESTED ACRES	PER ACRE	TOTAL TONS	PER TON	TOTAL
WINE GRAPES, RED <sup>1</sup>	2021	7,266	6	43,600	\$1,000	\$43,600,000
	2020	7,500	6	45,000	\$844	\$37,980,000
WINE GRAPES, WHITE <sup>2</sup>	2021	11,761	9	106,000	\$688	\$72,928,000
	2020	11,700	9	105,000	\$636	\$66,780,000
<b>TOTAL<sup>3</sup></b>	<b>2021</b>	<b>19,027</b>				<b>\$116,528,000</b>
	<b>2020</b>	<b>19,200</b>				<b>\$104,760,000</b>

1 2020 total tonnage corrected due to rounding error. 2020 total value corrected due to miscalculation of total tonnage error. Red varieties include Aglianico, Alicante Bouschet, Barbera, Carignan, Cinsaut, Counoise, Dakapo, Dornfelder, Durif, Gamay, Grenache, Malbec, Marselan, Mourvedre, Nebbiolo, Primitivo, Sangiovese, Syrah, Tannat, and other red varieties of a limited number.

2 White varieties include Albarino, Airen, Grenache Blanc, Muscat Blanc, Picpoul Blanc, Roussanne, Symphony, Verdelho, Vermentino, and other white varieties of a limited number.

3 2020 grand total corrected due to calculation error.

# YOLO COUNTY WINE TASTING



## **Berryessa Gap Winery & Tasting Room**

*15 Main Street, Winters*

(530) 795-3201

Monday & Tuesday 11:00am- 6:00pm

Wednesday- Saturday 11:00am -9:00pm

*27260 Highway 128, Winters*

(530) 795-3345

Thursday-Friday 3:00pm-8:00pm

Saturday-Sunday 11:00am-6:00pm

## **Bogle Vineyards**

*37783 County Road 144, Clarksburg*

(916) 744-1092

Monday-Friday 10:00am-5:00pm [boglewinery.com](http://boglewinery.com)

## **Capay Valley Vineyards**

*13757 State Highway 16, Brooks*

(530) 796-4110

Saturday & Sunday 12:00pm-5:00pm

[capayvalleyvineyards.com](http://capayvalleyvineyards.com)

## **Great Bear**

*24800 County Road 101A, Davis*

(530) 574-1516

Fridays 5:00pm-8:00pm

Saturdays 12:00pm-4:00pm

## **Heringer Estates**

*37375 Netherlands Road, Clarksburg*

(916) 744-1919

Daily: 11:00am-5:00pm

[heringerestates.com](http://heringerestates.com)

## **Julietta Winery**

*51221 Clarksburg Road, Clarksburg*

(916) 744-9090

Daily: 12:00pm -6:00pm

[Juliettawinery.com](http://Juliettawinery.com)

## **Matchbook Wine Company**

*12300 County Road 92B, Zamora*

(530) 662-1032 ext. 215

Sunday-Thursday 11:00am-4:30pm

Friday & Saturday 11:00am-8:30pm

[matchbookwines.com](http://matchbookwines.com)

## **Miner's Leap Winery**

*54250 South River Road, Clarksburg*

(916) 882-1000

Friday-Sunday 12:00pm-5:00pm

[minersleap.com](http://minersleap.com)

## **Old Sugar Mill – Fifteen Wineries**

*35265 Willow Avenue, Clarksburg*

(916) 744-1615

Daily: 11:00am-5:00pm

*Individual winery hours may vary*

[oldsugarmill.com](http://oldsugarmill.com)

## **Feature Wineries:**

Batia Vineyards

Bonitata Boutique Wine

Bump City

Carvalho Family Winery

Clarksburg Wine Company

Draconis by Matt Powell

Due Vigne di Famiglia

Elevation Ten

Kirchhoff Family Wines

Perry Creek Winery

Rendez-vous Winery

Scott Harvery Wines

Séka Hills Wines

Three Wine Company

Todd Taylor Wines

## **Séka Hills Olive Mill & Tasting Room**

*19326 County Road 78, Brooks*

(530) 796-2810

Wednesday-Sunday 11:00am-5:00pm

[sekahills.com/Tasting-Room](http://sekahills.com/Tasting-Room)

## **Sundstrom Hill Winery**

*2744 Del Rio Place, Suite 130, Davis*

(530) 304-9964

Saturday 2:00pm-5:00pm

2nd & 4th Thursday of every month 5:00pm-7:00pm

[sundstromhill.com](http://sundstromhill.com)

## **Turkovich Family Wines**

*304 Railroad Avenue, Winters*

(530) 795-3842

Sunday-Wednesday 10:00am-6:00pm

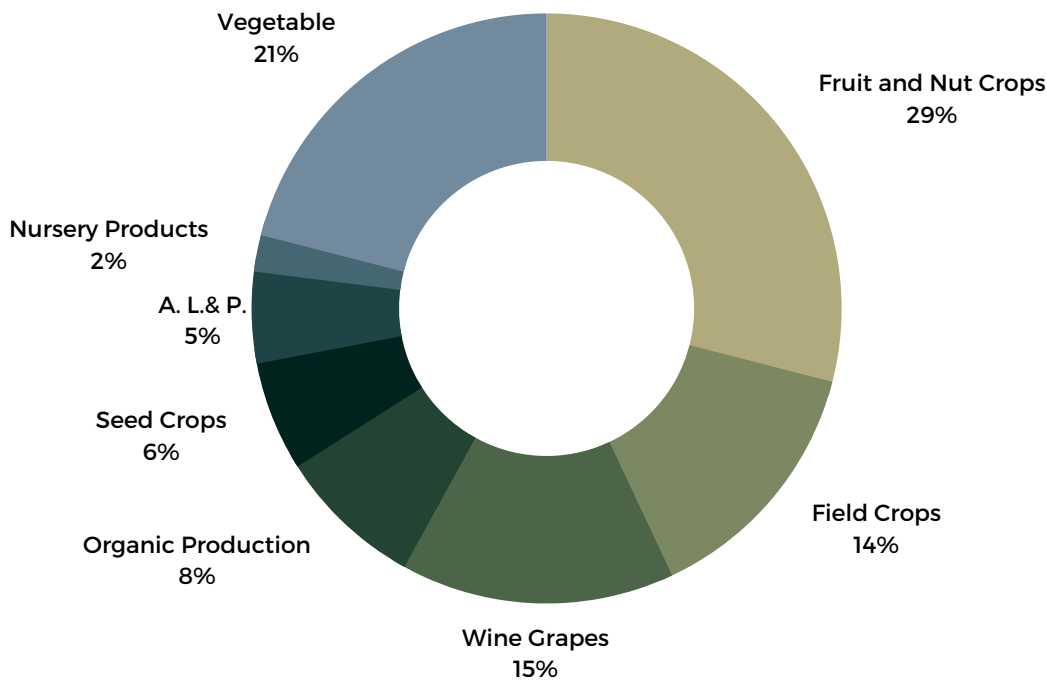
Thursday-Saturday 10:00am-9:00pm

[turkovichwines.com](http://turkovichwines.com)

# COMMODITY SUMMARY

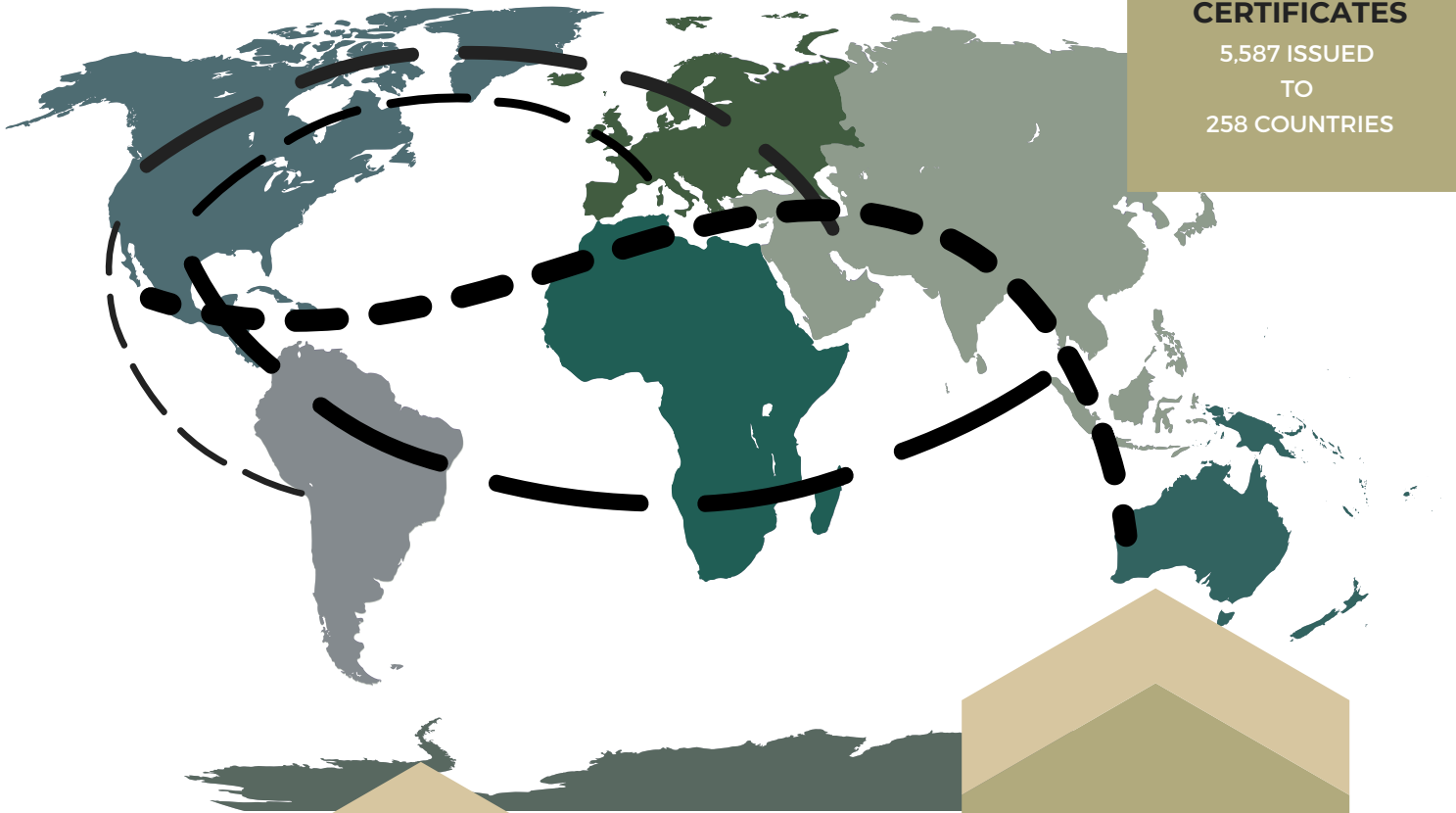
CROP	2021	2020	2019
Fruit and Nut Crops	\$242,911,000	\$166,405,000	\$228,990,200
Vegetable Crops	\$163,489,000	\$141,337,000	\$125,008,000
Field Crops	\$116,032,000	\$137,830,000	\$122,093,000
Wine Grapes	\$116,528,000	\$104,760,000	\$108,143,000
Organic Production	\$56,877,000	\$46,080,000	\$56,902,000
Seed Crops	\$52,287,000	\$54,584,000	\$53,046,000
Apiculture, Livestock & Poultry <sup>1</sup>	\$42,518,000	\$35,565,000	\$35,437,000
Nursery Products	\$20,481,000	\$25,265,000	\$18,734,000
<b>TOTAL</b>	<b>\$811,123,000</b>	<b>\$711,826,000</b>	<b>\$748,353,200</b>

<sup>1</sup> 2020 & 2019 combined total values for Livestock & Poultry and Apiary, Livestock and Poultry Products to reflect 2021 combined category, Apiculture, Livestock & Poultry.



# YOLO COUNTY EXPORT PARTNERS

2021



## FEDERAL PHYTOSANITARY CERTIFICATES

5,587 ISSUED  
TO  
258 COUNTRIES

## TOP 5 EXPORTED COMMODITIES

RICE  
ALMONDS  
WALNUTS  
HAY  
SEED

## TOP 5 EXPORT COUNTRIES

JAPAN- 755 CERTS  
CHINA- 726 CERTS  
INDIA- 326 CERTS  
MEXICO-304 CERTS  
AUSTRALIA-296 CERTS

# CERTIFIED FARMERS MARKETS

Certified Farmers' Markets (CFMs) reestablish the relationship between the consumer and the farmer. CFMs benefit the agricultural community and consumers by providing Yolo County residents access to fresh produce, building community relationships, and by supporting the local economy. The Yolo County Department of Agriculture certifies the farmers markets and producers located within the county.

## Davis Farmers Market

*Central Park, 301 C Street, Davis*

April-October: Wednesday 4:30 pm-sunset  
November-March: Wednesday 3:00pm-6:00pm  
All year: Saturday 8:00am-1:00pm  
[davisfarmersmarket.org](http://davisfarmersmarket.org)

## Sutter Davis Hospital Farmers Market

*2000 Sutter Place, Davis*

May-October: Thursday 10:00am-1:00pm  
[davisfarmersmarket.org](http://davisfarmersmarket.org)

YOLO COUNTY  
CERTIFIED 60  
PRODUCERS IN  
2021

## UC Davis Farmers Market

*University of California, Davis, West Quad*

April-June: Wednesday 11:00am-1:30pm  
October-November: Wednesday 11:00am-1:30pm  
[farmersmarket.ucdavis.edu](http://farmersmarket.ucdavis.edu)

## Woodland Certified Farmers Market

*NE corner of First & Court Street, Woodland*

May-October: Saturday 9:00am-12:00pm  
[thewoodlandfarmersmarket.org](http://thewoodlandfarmersmarket.org)

## Woodland Certified Farmers Market- Woodland Healthcare Campus

*1325 Cottonwood Street, Woodland*


June-September: Tuesday 4:30pm-7:00pm  
[thewoodlandfarmersmarket.org](http://thewoodlandfarmersmarket.org)



---

# COMMUNITY SUPPORTED AGRICULTURE

Community Support Agriculture (CSA) is a form of direct marketing which consists of members or "shareholders" subscribing to an agricultural operation or a group of agricultural operations. The member of a CSA program purchases a share of the farm's crop and receives a portion of the harvested goods. Similar to Certified Farmers Markets, CSAs connect the producer and consumer, provide access to fresh farm goods, and support local farms.



## **Farm Fresh to You**

Farming organically since 1976  
Home delivered CSA boxes  
23808 State Highway 16  
Capay, CA 95607  
(800) 796-6009  
farmfresh toyou.com

## **Full Belly Farm**

Founded in 1985 in the Capay Valley  
400 acre highly diversified organic program  
P.O. Box 251  
Guinda, CA 95637  
530-796-2214  
fullbellyfarm.com

## **Good Humus Produce**

Founded in 1970's by Jeff & Annie Main Small,  
diversified, organic family farm.  
12255 County Road 84A  
Capay, CA 95607  
530-787-3187  
goodhumus.com

## **Riverdog Farm**

Owned by Trini Campbell & Tim Mueller  
450 acre organic farm in Capay Valley  
P.O. Box 42  
Guinda, CA 95637  
(530) 796-3802  
riverdogfarm.com

## **Terra Firma Farms, Inc.**

Founded by Paul Holmes in 1990,  
partnered with Hector Melendez,  
200 acre organic farm  
P.O. Box 836  
Winters, CA 95694  
(530) 795-2473  
terrafirmafarm.com

## **UC Davis Student Harvest CSA**

Fresh, student grown organic produce  
Subscribers must be UC Davis students & employees  
143 Robins Hall (UC Davis)  
Davis, CA 95616  
(530) 304-1898

# PEST EXCLUSION

Exotic insects and plant diseases can cause destruction to agriculture, urban landscapes, and forests. Most of these pests are exotic to Yolo County, and could quickly infest a territory as rich in agriculture as ours. The Agricultural Commissioner's office maintains a diligent Exclusion Program to prevent pests from entering our borders. Inspectors keep watch over incoming plant shipments to nurseries, farms research facilities, box stores, and individuals.

In 2021, 809 plant shipments were inspected and 150 shipments were found to harbor pests of concern. These shipments were rejected due to Federal or State Quarantine violations for live pest finds. For the ninth year in a row, Yolo County led the State in pest interceptions at the United States Postal Service in California for 2021.



YOLO COUNTY  
INSPECTED  
20,827 ACRES  
OF SEED FIELDS FOR  
PHYTOSANITARY  
QUARANTINE PESTS

# SUSTAINABLE AGRICULTURE REPORT

## TARGET PEST NUMBER OF TRAPS

- APPLE MAGGOT 43
- EUROPEAN GRAPEVINE MOTH 562
- GLASSY WINGED SHARPSHOOTER 126
- KHAPRA BEETLE 67
- JAPANESE BEETLE 30
- LIGHT BROWN APPLE MOTH 38
- MCPHAIL TRAP-FRUIT FLIES 50
- MEDFLY 122
- MELON FRUIT FLY 50
- ORIENTAL FRUIT FLY 31
- VINE MEALYBUG 16

Yolo County maintains a comprehensive Detection Program, as a second line of defense and early warning system against pest introductions. This system of insect trapping identifies exotic live pests before they can become established, avoiding major financial and environmental impacts. In 2021 over 1,000 Yolo County residents helped to protect our local agricultural industry by hosting residential traps for Mediterranean, Oriental, and Melon Fruit Flies, Gypsy Moth, Japanese Beetle, Glassy-winged Sharpshooter, and Light Brown Apple Moth. Additional Glassy-winged Sharpshooter traps were placed in plant nurseries. European Grapevine Moth and Apple Maggot traps were situated among corresponding host crops.

## BIOLOGICAL CONTROL

Pest Agent	Mechanism	Scope of Program
Puncture Vine <i>Tribulus terrestris</i>	Seedhead Weevil <i>Microlarinus lareynii</i>	Countywide
Yellow Starthistle <i>Centaurea solstitialis</i>	Seedhead Weevil <i>Bandastemus orientalis</i>	Countywide
	Hairy Weevil <i>Eustenopus villosus</i>	Countywide
	Yellow Starthistle Rust <i>Puccinia jaceae</i> var. <i>solstitialis</i>	Four Sites
Ash Whitefly <i>Syphoninus phillyreae</i>	Parasitic Wasps <i>Encarsia parenopea</i>	Countywide



---

# WEIGHTS & MEASURES

County weights and measures officials (Sealers) serve all consumers as the local regulatory agency authorized to enforce the California Business and Professions Code and the California Code of Regulations pertaining to issues of “Equity in the Marketplace”. This enforcement efficiently and effectively protects local commerce, thus encouraging stability in the State’s economy.

Consumer protection is serviced through the following elements:

- Verifying correct transactions of purchased consumer goods sold by weight, volume or count (such as scanner pricing and correct labeling on prepackaged or bulk commodities)
- The inspection and testing of commercial weighing and measuring devices, to assure their accuracy. Such devices include grocery store check-out stands, gas pumps, gas and electric meters and other devices used to measure, weigh or meter consumer goods, including large and small capacity scales
- The sampling of petroleum products at commercial locations for quality

In 2021, 11,066 devices were registered with the Weights & Measures Division.

## Measuring Devices:

- 33 DEF Meters
- 7,272 Elec., Vapor, Water Submeters
- 17 EVSE, CNG, LNG, misc meters
- 25 Fabric Cordage Meters
- 46 LPG
- 15 Odometers
- 2,370 Retail Motor Fuel
- 65 Retail Water Dispensers

## Weighing Devices:

- 127 Class II , Prescription Scales
- 558 Computing and Counter
- 216 Dormant/Portable Platform Scales
- 196 Forklift Scales
- 15 Livestock
- 19 Railway, Meat, Hopper, Crane, Hanging
- 92 Vehicle



