

YOLO COUNTY

Department of Agriculture



2023 CROP & LIVESTOCK REPORT

TABLE OF CONTENTS

1	Agricultural Commissioner's Letter	8	Wine Grapes
2	Top 10 Commodities	9	Yolo County Wine Tasting Rooms
3	Vegetable Crops	10	Commodity Summary
3	Organic Production	11	Export Partners
4	Field Crops	12	Certified Farmers' Markets
5	Fruit & Nut Crops	13	Community Supported Agriculture
6	Nursery Products	14	Pest Exclusion
6	Seed Crops	14	Sustainable Agriculture
7	Apiculture, Livestock & Poultry	15	Weights and Measures

MISSION STATEMENT

Our Mission is to promote and protect Yolo County agriculture and the environment, ensure the health and safety of our residents, and foster confidence and equity in the marketplace through the fair and equitable enforcement of the laws, regulations, and ordinances enacted by the people of the State of California and the County of Yolo.

STAFF

AGRICULTURAL COMMISSIONER, SEALER OF WEIGHTS AND MEASURES

Humberto Izquierdo

CHIEF DEPUTY AGRICULTURAL COMMISSIONER

David Guerrero

DEPUTY COMMISSIONER

David Brown

Jack DeWit

Molly Mathews

BUSINESS SERVICES SUPERVISOR

Sabrina Ledesma

ACCOUNTING TECHNICIAN

Laura Martinez

AGRICULTURAL AND STANDARDS INSPECTOR

Alex Argueta

Chase Granum

Courtney Stemen

Dylanjer Hackney

Gideon Rector

Gregory Peters

Joel Felice

Joel Hernandez

Laura Vargas

Michelle Lawson

AGRICULTURAL AND STANDARDS TECHNICIAN

Mark Kochi

SEASONAL STAFF

Adriana Rocha

Aleece Lee

Araceli Duque

Bill Lyon

Courtney Corbett

Deb Simpson

Dennis Chambers


Rick Arnett

Simarjeet Kaur

Trang Duong

Yajhaira Corona

The 2023 Crop Report pictures were captured by Yolo County Staff.



County of Yolo

Agriculture / Weights & Measures Department

Humberto Izquierdo
AGRICULTURAL COMMISSIONER
SEALER OF WEIGHTS AND MEASURES

70 COTTONWOOD STREET WOODLAND, CALIFORNIA 95695-2557
Phone (530) 666-8140 Fax (530) 662-6094

Karen Ross, Secretary, California Department of Food and Agriculture

and

Honorable Board of Supervisors, County of Yolo:

Supervisor Oscar Villegas, District 1
Supervisor Lucas Frerichs, Chair, District 2
Supervisor Mary Vixie Sandy, Vice Chair, District 3
Supervisor Jim Provenza, District 4
Supervisor Angel Barajas, District 5

Pursuant to the provisions of Sections 2279 and 2272 of the California Food and Agricultural Code, I am pleased to present the Yolo County Crop Report for 2023. This annual publication summarizes the acreage production and valuation of Yolo County's agricultural commodities. These figures denote gross value of production and do not attempt to reflect net farm income.

The gross value of Yolo County's agricultural production for 2023 was \$901,862,000. This represents an increase of \$205,853,000 or approximately 23% in comparison to 2022's value of \$696,009,000. This was primarily due to an increase in rice production, strong tomato prices, as well as improved wine grape and almond yield.

In 2022, almonds and grapes were hit hard by the freeze. Yield rebounded in 2023 and growers harvested typical tonnage. Walnuts continue to see a downward trend and prices remained low in 2023. Water supply was reliable in 2023 and rice acreage significantly increased. Rangeland vegetation growth and an increase in hay production resulted in a slight decrease in hay prices.

I would like to express my appreciation to all the farmers, ranchers, and agencies who contributed data to make this report possible. Special recognition for the compilation and preparation of this report goes to Molly Mathews - Deputy Agricultural Commissioner.

To see this or any previous crop reports online, or to learn about the programs and services provided by the Yolo County Department of Agriculture, visit: www.yolocounty.gov/ag.

Respectfully submitted,

Humberto Izquierdo
Agricultural Commissioner/Sealer of Weights & Measures



TOP 10 COMMODITIES

COMMODITY	2023	2022	2021
1 Tomatoes, Processing	\$236,717,000	\$183,612,000	\$136,618,000
2 Almonds (Meats)	\$120,922,000	\$60,576,000	\$137,114,000
3 Grapes, Wine (All)	\$101,383,000	\$65,042,000	\$116,528,000
4 Organic Production (All)	\$63,898,000	\$51,793,000	\$56,877,000
5 Rice ¹	\$54,272,000	\$23,224,000	\$38,791,000
6 Pistachios	\$29,124,000	\$27,606,000	\$29,138,000
7 Hay, Alfalfa	\$25,730,000	\$39,324,000	\$34,336,000
8 Nursery (All)	\$26,752,000	\$23,169,000	\$20,481,000
9 Sunflower Seed ²	\$24,292,000	\$27,038,000	\$30,095,000
10 Apiary ³	\$23,738,000	\$21,173,000	\$22,085,000

1 Includes USDA Support Prices, does not include seed. 2022 value corrected.

2 Includes bareroot, benchcraft, budwood, container stock, cuttings, organic transplants, transplants, and trees.

3 Includes colonies, honey, package bees, pollination, queens, and wax.

VEGETABLE CROPS

CROP	YEAR	PRODUCTION		VALUE		
		HARVESTED ACRES	PER ACRE	TOTAL TONS	PER TON	TOTAL
TOMATOES, PROCESSING	2023	33,050	51.52	1,703,000	\$139	\$236,717,000
	2022	35,074	48.92	1,716,000	\$107	\$183,612,000
MISCELLANEOUS ¹	2023	4,036				\$31,619,000
	2022	6,288				\$29,877,000
TOTAL	2023	37,086				\$268,336,000
	2022	41,362				\$213,489,000

¹ Includes cucumber, garlic, melons (including honeydew), peppers, pumpkins, squash, sweet corn, tomatoes (fresh), watermelons, and other miscellaneous vegetable crops of a limited number.

ORGANIC PRODUCTION

CROP	YEAR	PRODUCTION	VALUE
		ACRES	TOTAL
PRODUCTION, ORGANIC ¹	2023	15,796	\$54,621,000
	2022	17,005	\$41,709,000
DIRECT MARKET, ORGANIC ²	2023	685	\$9,277,000
	2022	1,833	\$10,084,000
TOTAL	2023	16,481	\$63,898,000
	2022	18,838	\$51,793,000

¹ Includes organic rangeland

² Direct Market includes producers selling directly to the consumer (Certified Farmers Markets, Farm Stands, Community Supported Agriculture, etc.)

ORGANIC

98 Organic Farms
 7 Registered, 91 Certified
 24 Producers are Certified by
 Yolo Certified Organic Agriculture
 (YCOA).
 A total of 40 operations throughout
 California
 are certified by YCOA.



FIELD CROPS

CROP	YEAR	PRODUCTION		VALUE		
		HARVESTED ACRES	PER ACRE	TOTAL UNITS	PER TON	TOTAL
CORN, FIELD	2023	6,393	6.94	44,400 TONS	\$230	\$10,212,000
	2022	4,414	6.93	30,600 TONS	\$312	\$9,547,000
HAY, ALFALFA	2023	18,837	5.40	101,700 TONS	\$253	\$25,730,000
	2022	20,182	5.58	113,000 TONS	\$348	\$39,324,000
HAY, OTHER ¹	2023	10,820	3.30	35,700 TONS	\$158	\$5,641,000
	2022	11,132	2.78	30,900 TONS	\$252	\$7,787,000
PASTURE, IRRIGATED	2023	8,285		PER ACRE	\$200	\$1,657,000
	2022	7,440		PER ACRE	\$150	\$1,116,000
PASTURE, DRY	2023	35,982		PER ACRE	\$25	\$900,000
	2022	31,857		PER ACRE	\$30	\$956,000
RICE ²	2023	29,974	4.27	128,000 TONS	\$424	\$54,272,000
	2022	9,507	3.18	30,200 TONS	\$769	\$23,224,000
SAFFLOWER	2023	3,699	1.01	3,740 TONS	\$701	\$2,622,000
	2022	6,027	0.94	5,670 TONS	\$656	\$3,720,000
WHEAT	2023	27,769	2.80	77,800 TONS	\$258	\$20,072,000
	2022	23,393	2.57	60,100 TONS	\$273	\$16,407,000
MISCELLANEOUS ³	2023	5,817				\$16,383,000
	2022	5,573				\$13,984,000
TOTAL⁴	2023	147,576				\$137,489,000
	2022	119,525				\$116,065,000

1 Includes barley, dried bean (hay), oats, ryegrass, sudangrass, volunteer hay, and other miscellaneous field crops of a limited number.

2 Includes USDA Support Prices, does not include seed. Corrected 2022 acreage, tonnage, and value.

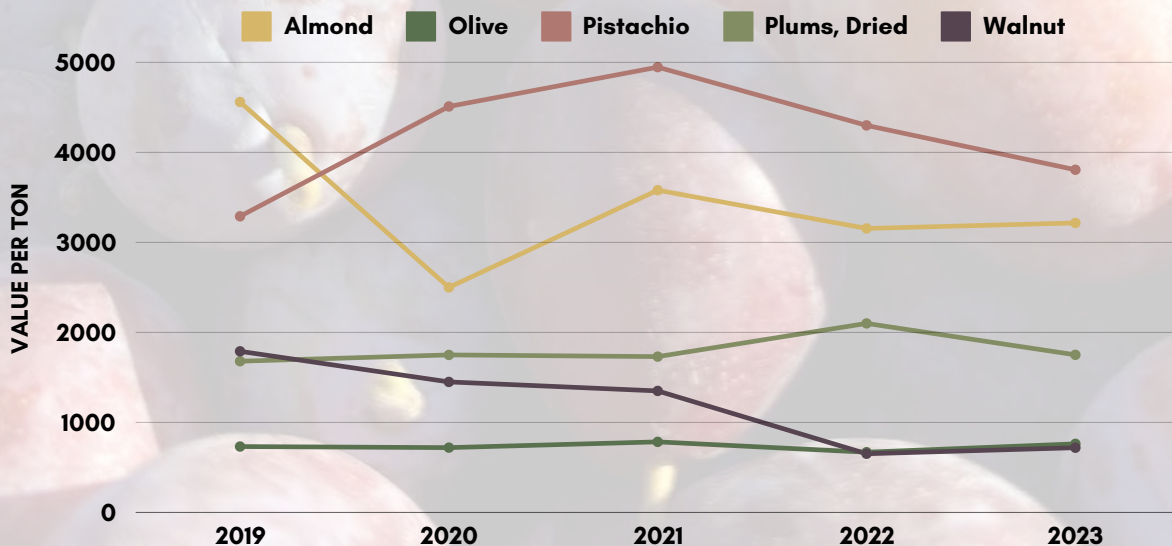
3 Includes barley, dried beans including garbanzo, millet, milo, straw, triticale, and other miscellaneous field crops of a limited number.

4 Corrected 2022 total acres and value based on corrected rice values.

FRUIT & NUT CROPS

CROP	YEAR	PRODUCTION			VALUE	
		HARVESTED ACRES	PER ACRE	TOTAL TONS	PER TON	TOTAL
ALMONDS (MEATS)	2023	43,747	0.86	37,600	\$3,216	\$120,922,000
	2022	47,900	0.40	19,200	\$3,155	\$60,576,000
ALMONDS (HULLS)	2023	—	—	47,000	\$100	\$4,700,000
	2022	—	—	24,000	\$130	\$3,120,000
OLIVES (OIL)	2023	6,652	3.62	24,000	\$762	\$18,288,000
	2022	6,097	3.61	22,000	\$669	\$14,718,000
PISTACHIOS	2023	7,645	1.00	7,650	\$3,807	\$29,124,000
	2022	5,581	1.15	6,420	\$4,300	\$27,606,000
PLUMS, DRIED	2023	2,111	3.16	6,670	\$1,751	\$11,679,000
	2022	2,297	2.11	4,850	\$2,100	\$10,185,000
WALNUTS, ALL	2023	13,289	2	26,600	\$719	\$19,125,000
	2022	14,985	1.55	23,200	\$652	\$15,126,000
MISCELLANEOUS ¹	2023	1,000				\$6,060,000
	2022	1,052				\$5,204,000
TOTAL	2023	74,444				\$209,898,000
	2022	77,912				\$136,535,000

¹ Includes apples, apricots, blackberries, cherries, chestnuts, citrus, figs, hops, kiwis, nectarines, oranges, peaches, pears, pecans, persimmons, plums, pomegranates, raisins, strawberries, table grapes, and other miscellaneous fruit and nut crops of a limited number.



NURSERY PRODUCTS

CROP	PRODUCTION		VALUE
	YEAR	ACRES	TOTAL
PROPAGATIVE STOCK ¹	2023	355	\$22,155,000
	2022	324	\$16,202,000
NURSERY STOCK ²	2023	111	\$4,597,000
	2022	81	\$6,967,000
TOTAL	2023	466	\$26,752,000
	2022	405	\$23,169,000

1 Includes bareroot, benchgraft, budwood, and cuttings.

2 Includes container stock, organic transplants, transplants, and trees.

SEED CROPS

CROP	PRODUCTION		VALUE
	YEAR	ACRES	TOTAL
SUNFLOWER	2023	10,414	\$24,292,000
	2022	12,093	\$27,038,000
GRAIN, ALL ¹	2023	2,726	\$2,471,000
	2022	3,289	\$5,904,000
PASTURE & GRASS, ALL	2023	512	\$5,675,000
	2022	670	\$4,184,000
CUCURBITS ²	2023	2,405	\$9,684,000
	2022	1,710	\$6,704,000
MISCELLANEOUS ³	2023	615	\$3,015,000
	2022	1,165	\$3,403,000
TOTAL	2023	16,672	\$45,137,000
	2022	18,927	\$47,233,000

1 Includes barley, oats, rice, sorghum, triticale, and wheat.

2 Includes cantaloupe, cucumber, pumpkin, squash, watermelon, and melon.

3 Includes beans, beets, broccoli, cabbage, carrot, collard, coriander, corn (sweet), kale, lettuce, onion, pepper, tomato, turnip, and other miscellaneous seed crops of a limited number.

SUNFLOWER
SEED

2023

10,414 ACRES

2022

12,093 ACRES

APICULTURE, LIVESTOCK & POULTRY

CROP	YEAR	PRODUCTION			VALUE	
		HEAD	LIVE WEIGHT	UNIT	PER CWT	TOTAL
CATTLE & CALVES	2023	18,200	113,705	CWT	\$172	\$19,557,000
	2022	17,784	100,502	CWT	\$160	\$16,080,000
SHEEP & LAMBS	2023	8,299	-----	-----	\$240	\$1,992,000
	2022	9,762	-----	-----	\$225	\$2,196,000
MISCELLANEOUS ¹	2023					\$3,682,000
	2022					\$3,234,000
APICULTURE ²	2023					\$23,738,000
	2022					\$21,173,000
TOTAL	2023					\$48,969,000
	2022					\$42,683,000

¹ Includes hogs, poultry, eggs, milk, and wool due to insufficient data.

² Includes colonies, honey, package bees, pollination (all crops requiring pollination) and wax.



WINE GRAPES

CROP	YEAR	PRODUCTION			VALUE	
		HARVESTED ACRES	PER ACRE	TOTAL TONS	PER TON	TOTAL
WINE GRAPES, RED ¹	2023	6,319	6.50	41,100	\$925	\$38,018,000
	2022	7,045	4.64	32,700	\$825	\$26,978,000
WINE GRAPES, WHITE ²	2023	11,464	8.03	92,100	\$688	\$63,365,000
	2022	11,839	5.27	62,400	\$610	\$38,064,000
TOTAL	2023	17,783				\$101,383,000
	2022	18,884				\$65,042,000

1 Red varieties include: Alicante Bouschet, Barbera, Carignan, Cinsaut, Counoise, Dakapo, Dornfelder, Durif, Gamay, Grenache, Malbec, Marselan, Merlot, Mourvedre, Nebbiolo, Petite Sirah, Petit Verdot, Pinot Noir, Primitivo, Sangiovese, Syrah, Tannat, Teroldego and other red varieties of a limited number.

2 White varieties include: Albarino, Chardonnay, Chenin Blanc, French Colombard, Gewurztraminer, Grenache Blanc, Muscat Blanc, Pinot Grigio, Roussanne, Symphony, Verdelho, Vermentino, Viognier and other white varieties of a limited number.



YOLO COUNTY WINE TASTING

BERRYESSA GAP WINERY & TASTING ROOM

15 Main Street, Winters
(530) 795-3201
Sunday-Tuesday 11:00am-6:00pm
Wednesday-Saturday 11:00am-9:00pm
27260 Highway 128, Winters
(530) 795-3345
Thursday-Friday 3:00pm-8:00pm
Saturday & Sunday 12:00pm-6:00pm

BOGLE VINEYARDS

37783 County Road 144, Clarksburg
(916) 744-1092
Daily 10:00am-5:00pm
boglewinery.com

CAPAY VALLEY VINEYARDS

13757 State Highway 16, Brooks
(530) 796-4110
Saturday & Sunday 12:00pm-5:00pm
capayvalleyvineyards.com

GREAT BEAR VINEYARDS

24800 County Road 101A, Davis
(530) 574-1516
Friday 5:00pm-8:00pm
Saturday 12:00pm-4:00pm
Sunday 12:00pm-3:00pm
greatbearvineyards.com

GRINDSTONE WINES

12700 County Road 89, Esparto
(530) 393-2162
Friday-Sunday 11:00am-4:00pm
grindstonewines.com

HERINGER ESTATES

37375 Netherlands Road, Clarksburg
(916) 744-1919
Monday - Friday 11:00am - 5:00pm
Saturday & Sunday 10:00am - 5:00pm
heringerestates.com

JULIETTA WINERY

51221 Clarksburg Road, Clarksburg
(916) 744-9090
Daily 12:00pm -6:00pm
Juliettawinery.com

MATCHBOOK WINE COMPANY

12300 County Road 92B, Zamora
(530) 662-1032
Sunday-Thursday 11:00am-4:30pm
Friday & Saturday 11:00am-8:00pm
matchbookwines.com

MINER'S LEAP WINERY

54250 South River Road, Clarksburg
(916) 882-1000
Friday-Sunday 12:00pm-5:00pm
minersleap.com

OLD SUGAR MILL - FOURTEEN WINERIES

35265 Willow Avenue, Clarksburg
(916) 744-1615
Daily: 11:00am-5:00pm
Individual winery hours may vary
oldsugarmill.com

Feature Wineries:

Bonitata Boutique Wine
Bump City
Carvalho Family Winery
Clarksburg Wine Company
Country Roads Wine Cellars
Draconis
Due Vigne Winery
Elevation Ten
Kirchhoff Family Wines
Rendez-vous Winery
Scott Harvery Wines
Three Wine Company
Todd Taylor
Vino de Oro

SÉKA HILLS OLIVE MILL & TASTING ROOM

19326 County Road 78, Brooks
(530) 796-2810
Wednesday-Sunday 11:00am-5:00pm
sekahills.com/visit/tasting-rooms/

SILT WINE COMPANY

50870 Babel Slough Road, Clarksburg
(916) 520-4362
By Appointment Only
Thursday-Monday 12:00pm-5:00pm
siltwineco.com

SIMAS FAMILY VINEYARD

20948 County Road 79, Capay
(530) 219-5049
By Appointment Only
simasfamilyvineyard.com

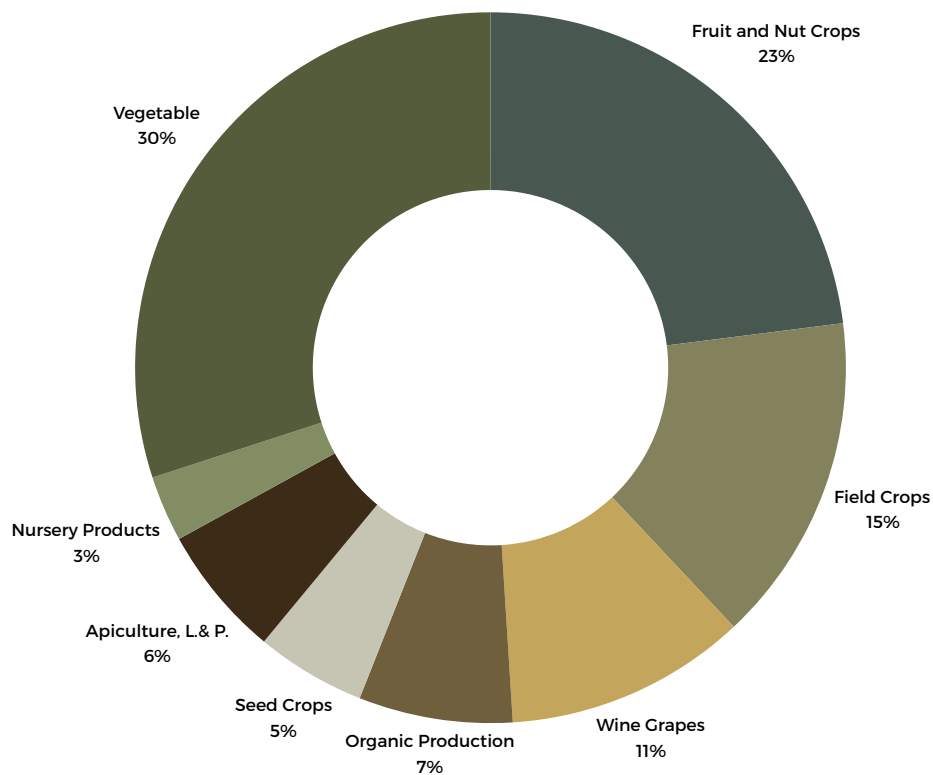
TABER RANCH VINEYARD

16628 County Road 81, Capay
(530) 665-3691
Friday-Sunday 11:00am-5:00pm
taberranch.com/tasting-room/

TURKOVICH FAMILY WINES

Downtown Tasting Room
304 Railroad Avenue, Winters
(530) 795-3842
Sunday-Wednesday 10:00am-8:00pm
Thursday-Saturday 10:00am-9:00pm
Winery on Buckeye
30471 Buckeye Road, Winters
Reservations required
turkovichwines.com

COMMODITY SUMMARY



CROP	2023	2022	2021
Fruit and Nut Crops	\$209,898,000	\$136,535,000	\$242,911,000
Vegetable Crops	\$268,336,000	\$213,489,000	\$163,489,000
Field Crops	\$137,489,000	\$116,065,000	\$116,032,000
Wine Grapes	\$101,383,000	\$65,042,000	\$116,528,000
Organic Production	\$63,898,000	\$51,793,000	\$56,877,000
Seed Crops	\$45,137,000	\$47,233,000	\$52,287,000
Apiculture, Livestock & Poultry	\$48,969,000	\$42,683,000	\$42,518,000
Nursery Products	\$26,752,000	\$23,169,000	\$20,481,000
TOTAL	\$901,862,000	\$696,009,000	\$811,123,000

1 Corrected 2022 Field Crop value due to rice correction.

YOLO COUNTY EXPORT PARTNERS



In 2023
5,711
**FEDERAL
PHYTOSANITARY
CERTIFICATES**
WERE ISSUED
TO
92 COUNTRIES

**TOP 5
EXPORTED
COMMODITIES**

ALMONDS
HAY
SEED
WALNUTS
RICE

**TOP 5 EXPORT
COUNTRIES**

CHINA- 689 CERTS
MEXICO-652 CERTS
JAPAN- 518 CERTS
THE REPUBLIC OF KOREA-
410 CERTS
NETHERLANDS-223 CERTS

CERTIFIED FARMERS MARKETS

Certified Farmers' Markets (CFMs) reestablish the relationship between the consumer and the farmer. CFMs benefit the agricultural community and consumers by providing Yolo County residents access to fresh produce, building community relationships, and by supporting the local economy. The Yolo County Department of Agriculture certifies the farmers markets and producers located within the county.

DAVIS FARMERS MARKET

Central Park, 4th & C Street, Davis
Year-round: Saturday 8:00am-1:00pm
davisfarmersmarket.org

SUTTER DAVIS HOSPITAL FARMERS MARKET

2000 Sutter Place, Davis
May-September: Thursday 10:00am-1:00pm
davisfarmersmarket.org

UC DAVIS FARMERS MARKET

University of California, Davis, West Quad
Wednesday 10:00am-1:30pm
Visit farmersmarket.ucdavis.edu
for market dates

WINTERS FARMERS MARKET

Downtown Main Street between Railroad & 1st
April-October: Sunday 9:00am-1:00pm
<https://www.discoverwinters.com/farmers-market>

WOODLAND CERTIFIED FARMERS MARKET

Public Library-NE corner of First & Court Street, Woodland
May-September: Saturday 9:00am-12:00pm
June-September: Tuesday 10:00am-1:00pm
thewoodlandfarmersmarket.org



YOLO COUNTY
CERTIFIED 67
PRODUCERS IN 2023

COMMUNITY SUPPORTED AGRICULTURE

Community Support Agriculture (CSA) is a form of direct marketing which consists of members or "shareholders" subscribing to an agricultural operation or a group of agricultural operations. The member of a CSA program purchases a share of the farm's crop and receives a portion of the harvested goods. Similar to Certified Farmers Markets, CSAs connect the producer and consumer, provide access to fresh farm goods, and support local farms.

CAPAY CANYON RANCH

Founded by Stan and Leslie Barth in 1972
14650 County Road 87
Esparto, CA 95627
(530)662-2372

FARM FRESH TO YOU

Farming organically since 1976
Home delivered CSA boxes
23808 State Highway 16
Capay, CA 95607
(800)796-6009
farmfreshtoyou.com

FULL BELLY FARM

Founded in 1985 in the Capay Valley
400 acre highly diversified organic program
P.O. Box 251
Guinda, CA 95637
(530)796-2214
fullbellyfarm.com

GOOD HUMUS PRODUCE

Founded in 1970's by Jeff & Annie Main Small,
diversified, organic family farm.
12255 County Road 84A
Capay, CA 95607
(530)787-3187
goodhumus.com

RIVERDOG FARM

Owned by Trini Campbell & Tim Mueller
450 acre organic farm in Capay Valley
P.O. Box 42
Guinda, CA 95637
(530) 796-3802
riverdogfarm.com

TERRA FIRMA FARMS, INC.

Founded by Paul Holmes in 1990,
partnered with Hector Melendez,
200 acre organic farm
P.O. Box 836
Winters, CA 95694
(530) 795-2473
terrafirmafarm.com

THREE SISTERS GARDENS

Founded by Alfred Melbourne.
Empowering the youth through gardening
PO Box 108
West Sacramento, CA 95605
3sistersgardens.com

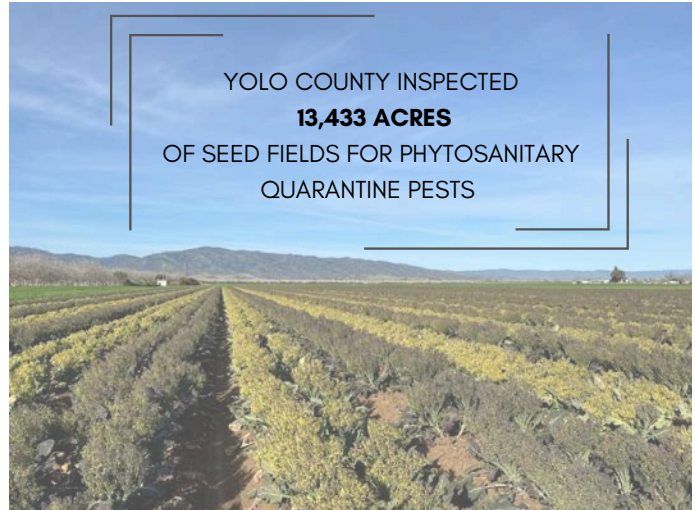
UC DAVIS STUDENT HARVEST CSA

Fresh, student grown organic produce
Subscribers must be UC Davis students & employees
143 Robins Hall (UC Davis)
Davis, CA 95616
ucdstudentfarm@gmail.com

PEST EXCLUSION

Exotic insects and plant diseases can cause destruction to agriculture, urban landscapes, and forests. Most of these pests are exotic to Yolo County, and could quickly infest a territory as rich in agriculture as ours. The Agricultural Commissioner's office maintains a diligent Exclusion Program to prevent pests from entering our borders. Inspectors keep watch over incoming plant shipments to nurseries, farms research facilities, box stores, and individuals.

In 2023, 1,253 plant material shipments were inspected, 207 shipments were found to be in violation of Federal or State Quarantine violations, and 88 shipments were rejected due to pests of concern. For the eleventh year in a row, Yolo County led the State in pest interceptions at the United States Postal Service in California for 2023.



YOLO COUNTY INSPECTED
13,433 ACRES
OF SEED FIELDS FOR PHYTOSANITARY
QUARANTINE PESTS

SUSTAINABLE AGRICULTURE REPORT



TARGET PEST & NUMBER OF TRAPS

Apple Maggot 34
European Grapevine Moth 552
Glassy Winged Sharpshooter 126
Japanese Beetle 43
Khapra Beetle 67
Light Brown Apple Moth 40
McPhail Trap-Fruit Flies 50
Medfly 126
Melon Fruit Fly 50
Oriental Fruit Fly 33
Spongy Moth 148
Vine Mealybug 16

Yolo County maintains a comprehensive Detection Program, as a second line of defense and early warning system against pest introductions. This system of insect trapping identifies exotic live pests before they can become established, avoiding major financial and environmental impacts. In 2023 over 1,000 Yolo County residents helped to protect our local agricultural industry by hosting residential traps for Mediterranean, Oriental, and Melon Fruit Flies, Spongy Moth, Japanese Beetle, Glassy-winged Sharpshooter, and Light Brown Apple Moth. Additional Glassy-winged Sharpshooter traps were placed in plant nurseries. European Grapevine Moth and Apple Maggot traps were situated among corresponding host crops.

BIOLOGICAL CONTROL

PEST AGENT	MECHANISM	SCOPE OF PROGRAM
Puncture Vine	Seedhead Weevil	Countywide
<i>Tribulus terrestris</i>	<i>Microlarinus lareynil</i>	
Yellow Starthistle	Seedhead Weevil	Countywide
<i>Centaurea solstitialis</i>	<i>Bandastemus orientalis</i>	
	Hairy Weevil	Countywide
	<i>Eustenopus villosus</i>	
	Yellow Starthistle Rust	Four Sites
	<i>Puccinia jaceae var. solstitialis</i>	
Ash Whitefly	Parasitic Wasps	Countywide
<i>Syphoninus phillyreae</i>	<i>Encarsia parenopea</i>	

WEIGHTS & MEASURES

County weights and measures officials (Sealers) serve all consumers as the local regulatory agency authorized to enforce the California Business and Professions Code and the California Code of Regulations pertaining to issues of "Equity in the Marketplace". This enforcement efficiently and effectively protects local commerce, thus encouraging stability in the State's economy.

Consumer protection is serviced through the following elements:

- Verifying correct transactions of purchased consumer goods sold by weight, volume or count (such as scanner pricing and correct labeling on prepackaged or bulk commodities)
- The inspection and testing of commercial weighing and measuring devices, to assure their accuracy. Such devices include grocery store check-out stands, gas pumps, gas and electric meters and other devices used to measure, weigh or meter consumer goods, including large and small capacity scales
- The sampling of petroleum products at commercial locations for quality

Measuring Devices:

- 45 DEF Meters
- 8,177 Electric, Vapor, Water Submeters
- 227 EVSE, CNG, LPG, LNG, & Hydrogen Meters
- 23 Fabric Cordage Meters
- 15 Odometers
- 2,551 Retail Motor Fuel
- 70 Retail Water Dispensers
- 65 Vehicle Tank Meters

Weighing Devices:

- 88 Class II , Prescription Scales
- 547 Computing and Counter Scales
- 216 Dormant/Portable Platform Scales
- 165 Forklift Scales & Misc. Scale Types
- 13 Livestock/Animal Scales
- 18 Railway, Meat, Hopper, Hanging Scales
- 45 Vehicle Scales



