



# Yolo County

Crop and Livestock Report

2024

# Table of Contents

1	Agricultural Commissioner's Letter	8	Wine Grapes
2	Top 10 Commodities	8	Yolo County Wine Tasting Rooms
3	Vegetable Crops	9	Commodity Summary
3	Organic Production	10	Certified Farmers' Markets
4	Field Crops	10	Community Supported Agriculture
5	Fruit & Nut Crops	11	Export Partners
6	Nursery Products	12	Pest Exclusion
6	Seed Crops	12	Sustainable Agriculture
7	Apiculture, Livestock & Poultry	13	Weights and Measures

## Mission Statement

Our Mission is to promote and protect Yolo County agriculture and the environment, ensure the health and safety of our residents, and foster confidence and equity in the marketplace through the fair and equitable enforcement of the laws, regulations, and ordinances enacted by the people of the State of California and the County of Yolo.

## Staff

### AGRICULTURAL COMMISSIONER, SEALER OF WEIGHTS AND MEASURES

Humberto Izquierdo

### CHIEF DEPUTY AGRICULTURAL COMMISSIONER

David Guerrero

### DEPUTY COMMISSIONER

David Brown

Jack deWit

Molly Mathews

### BUSINESS SERVICES SUPERVISOR

Sabrina Ledesma

### ACCOUNTING TECHNICIAN

Clarissa Engman

Laura Martinez

### AGRICULTURAL AND STANDARDS INSPECTOR

Alex Argueta

Chase Granum

Christine Tyler

Courtney Stemen

Dylanjer Hackney

Gideon Rector

Gregory Peters

Joel Felice

Joel Hernandez

Laura Vargas

Michelle Lawson

### AGRICULTURAL AND STANDARDS TECHNICIAN

Mark Kochi

### SEASONAL STAFF

Adriana Rocha

Aleece Lee

Araceli Duque

Barbara Christopherson

Bill Lyon

Courtney Corbett

Deb Simpson

Dennis Chambers

Rick Arnett

Simarjeet Kaur

Trang Duong

Yajhaira Corona

*The 2024 Crop Report pictures were captured by Yolo County Staff.*



# YOLO COUNTY

## AGRICULTURE - WEIGHTS & MEASURES

Humberto Izquierdo Agricultural Commissioner, Sealer of Weights and Measures

---

120 West Main Street Suite D, Woodland, California 95695

Karen Ross, Secretary, California Department of Food and Agriculture

and

Honorable Board of Supervisors, County of Yolo:

Supervisor Oscar Villegas, District 1

Supervisor Lucas Frerichs, District 2

Supervisor Mary Vixie Sandy, Chair, District 3

Supervisor Sheila Allen, Vice Chair, District 4

Supervisor Angel Barajas, District 5

Pursuant to the provisions of Sections 2279 and 2272 of the California Food and Agricultural Code, I am pleased to present the Yolo County Crop Report for 2024. This annual publication summarizes the acreage production and valuation of Yolo County's agricultural commodities. These figures denote gross value of production and do not reflect net farm income or costs of production or marketing.

The gross value of Yolo County's agricultural production for 2024 was \$824,597,000. This represents a decrease of \$77,507,000 or approximately 8.6% decline in comparison to 2023's value of \$902,104,000. Overall, Yolo County growers faced price challenges for majority of the crops produced in the county.

The value of almonds rebounded in 2024, increasing by approximately \$1,000 per ton, resulting in more than a \$55,000,000 increase in the total value in comparison to 2023. The increase in almond value and the decline in tomato acreage, as well as price, moved almonds to the top spot. Yolo County experienced a surge of field corn acreage in 2024, from 6,393 acres in 2023 to 17,274 acres in 2024. Alternatively, sunflower seed acreage declined to 5,537 acres, nearly 50% lower than 2023. The reduction in acreage is mainly due a decrease in exports and the relocation of seed companies to other states or countries due to high production costs. Yolo County wine grape producers were met with contract shortages and lower prices in 2024. Thus resulting in unharvested vineyards and the removal of wine grapes. The Yolo County wine grape value fell by nearly 20%. Walnut prices doubled in 2024 with a total value of \$27,130,000; walnuts are back on the top ten commodity list.

I would like to express my appreciation to all the farmers, ranchers, and agencies who contributed data to make this report possible. Special recognition for the compilation and preparation of this report goes to Molly Mathews - Deputy Agricultural Commissioner.

To see this or any previous crop reports online, or to learn about the programs and services provided by the Yolo County Department of Agriculture, visit: [www.yolocounty.gov/ag](http://www.yolocounty.gov/ag).

Respectfully submitted,

Humberto Izquierdo

Agricultural Commissioner/Sealer of Weights & Measures



# Leading Crops

COMMODITY	2024	2023	2022
1 Almonds (Meats) <sup>1</sup>	\$178,925,000	\$121,072,000	\$60,576,000
2 Tomatoes, Processing	\$173,152,000	\$236,717,000	\$183,612,000
3 Grapes, Wine (All)	\$81,695,000	\$101,383,000	\$65,042,000
4 Organic Production (All)	\$62,436,000	\$63,898,000	\$51,793,000
5 Rice <sup>2</sup>	\$44,672,000	\$54,272,000	\$23,224,000
6 Pistachios <sup>3</sup>	\$22,410,000	\$29,147,000	\$27,606,000
7 Walnuts	\$27,130,000	\$19,125,000	\$15,126,000
8 Apiary <sup>4</sup>	\$26,000,000	\$23,738,000	\$21,173,000
9 Nursery (All) <sup>5</sup>	\$18,181,000	\$26,752,000	\$23,169,000
10 Hay, Alfalfa	\$16,660,000	\$25,730,000	\$39,324,000

1 2023 value corrected due to rounding error.

2 Includes USDA Support Prices, does not include seed. 2022 value corrected.

3 2023 value corrected due to rounding error.

4 Includes colonies, honey, package bees, pollination, queens, and wax.

5 Includes bareroot, benchcraft, budwood, container stock, cuttings, organic transplants, transplants, and trees.

# Vegetable crops

CROP	YEAR	PRODUCTION		VALUE		
		HARVESTED ACRES	PER ACRE	TOTAL TONS	PER TON	TOTAL
TOMATOES, PROCESSING	2024	30,227	51.13	1,546,000	\$112	\$173,152,000
	2023	33,050	51.52	1,703,000	\$139	\$236,717,000
MISCELLANEOUS <sup>1</sup>	2024	3,272				\$24,190,000
	2023	4,036				\$31,619,000
<b>TOTAL</b>	<b>2024</b>	<b>33,499</b>				<b>\$197,342,000</b>
	2023	37,086				\$268,336,000

<sup>1</sup> Includes cucumbers, garlic, melons (including honeydew), peppers, pumpkins, squash, sweet corn, tomatoes (fresh), watermelon, and other miscellaneous vegetable crops of a limited number.

# Organic Production

CROP	YEAR	PRODUCTION	VALUE
		ACRES	TOTAL
PRODUCTION, ORGANIC <sup>1</sup>	2024	15,355	\$53,448,000
	2023	15,796	\$54,621,000
DIRECT MARKET, ORGANIC <sup>2</sup>	2024	898	\$8,988,000
	2023	685	\$9,277,000
<b>TOTAL</b>	<b>2024</b>	<b>16,253</b>	<b>\$62,436,000</b>
	2023	16,481	\$63,898,000

<sup>1</sup> Includes organic rangeland

<sup>2</sup> Direct Market includes producers selling directly to the consumer (Certified Farmers Markets, Farm Stands, Community Supported Agriculture, etc.)

## Organic

84 Organic Farms

9 Registered, 75 Certified

26 Producers are Certified by

Yolo Certified Organic Agriculture (YCOA).

A total of 53 operations (farms, handlers, and processors) throughout California are certified by YCOA.



# Field Crops

CROP	YEAR	PRODUCTION			VALUE	
		HARVESTED ACRES	PER ACRE	TOTAL UNITS	PER TON	TOTAL
CORN, FIELD	2024	17,274	6.02	104,000 TONS	\$164	\$17,056,000
	2023	6,393	6.94	44,400 TONS	\$230	\$10,212,000
HAY, ALFALFA	2024	16,079	5.18	83,300 TONS	\$200	\$16,660,000
	2023	18,837	5.40	101,700 TONS	\$253	\$25,730,000
HAY, OTHER <sup>1</sup>	2024	8,770	3.95	34,600 TONS	\$154	\$5,328,000
	2023	10,820	3.30	35,700 TONS	\$158	\$5,641,000
PASTURE, IRRIGATED	2024	8,952		PER ACRE	\$150	\$1,343,000
	2023	8,285		PER ACRE	\$200	\$1,657,000
PASTURE, DRY	2024	43,806		PER ACRE	\$25	\$1,095,000
	2023	35,982		PER ACRE	\$25	\$900,000
RICE <sup>2</sup>	2024	27,394	4.68	128,000 TONS	\$349	\$44,672,000
	2023	29,974	4.27	128,000 TONS	\$424	\$54,272,000
SAFFLOWER	2024	4,611	1.09	5,030 TONS	\$548	\$2,756,000
	2023	3,699	1.01	3,740 TONS	\$701	\$2,622,000
WHEAT	2024	25,302	3.00	75,900 TONS	\$190	\$14,421,000
	2023	27,769	2.80	77,800 TONS	\$258	\$20,072,000
MISCELLANEOUS <sup>3</sup>	2024	8,928				\$11,996,000
	2023	5,817				\$16,383,000
<b>TOTAL</b>	<b>2024</b>	<b>161,116</b>				<b>\$115,327,000</b>
	<b>2023</b>	<b>147,576</b>				<b>\$137,489,000</b>

1 Includes oats, orchard grass, ryegrass, sudangrass, volunteer hay, wheat hay and other miscellaneous field crops of a limited number.

2 Includes USDA Support Prices, does not include seed.

3 Includes barley, dried beans including garbanzo, millet, milo, straw (rice and wheat), triticale, and other miscellaneous field crops of a limited number.



# Fruit & Nut Crops

CROP	YEAR	PRODUCTION			VALUE	
		HARVESTED ACRES	PER ACRE	TOTAL TONS	PER TON	TOTAL
ALMONDS (MEATS) <sup>1</sup>	2024	44,745	0.94	42,100	\$4,250	\$178,925,000
	2023	43,747	0.86	37,600	\$3,220	\$121,072,000
ALMONDS (HULLS)	2024	—	—	52,600	\$55	\$2,893,000
	2023	—	—	47,000	\$100	\$4,700,000
OLIVES (OIL)	2024	8,076	3.02	24,400	\$562	\$13,713,000
	2023	6,652	3.62	24,100	\$762	\$18,364,000
PISTACHIOS <sup>2</sup>	2024	9,612	0.62	5,960	\$3,760	\$22,410,000
	2023	7,645	1.00	7,650	\$3,810	\$29,147,000
PLUMS, DRIED <sup>3</sup>	2024	2,054	2.51	5,160	\$1,810	\$9,340,000
	2023	2,111	3.16	6,670	\$1,750	\$11,673,000
WALNUTS, ALL	2024	10,943	1.71	18,710	\$1,450	\$27,130,000
	2023	13,289	2	26,600	\$719	\$19,125,000
MISCELLANEOUS <sup>4</sup>	2024	1,021				\$10,915,000
	2023	1,000				\$6,060,000
<b>TOTAL<sup>5</sup></b>	<b>2024</b>	<b>76,451</b>				<b>\$265,326,000</b>
	2023	74,444				\$210,141,000

1 2023 value corrected due to rounding error.

2 2023 value corrected due to rounding error.

3 2023 value corrected due to rounding error.

4 Includes apples, apricots, blackberries, cherries, chestnuts, citrus, figs, hops, kiwis, nectarines, oranges, peaches, pears, pecans, persimmons, plums, pomegranates, raisins, strawberries, and other miscellaneous fruit and nut crops of a limited number.

5 2023 total value corrected due to rounding error.

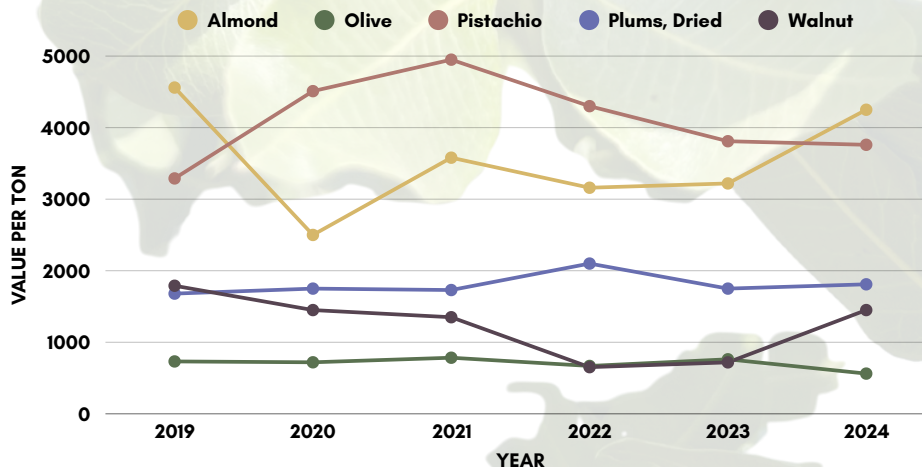
2024  
TOTAL ACREAGE  
**48,122 ACRES**  
BEARING ACREAGE  
**44,745 ACRES**  
*Almond*

2024  
TOTAL ACREAGE  
**11,282 ACRES**  
BEARING ACREAGE  
**10,943 ACRES**  
*Walnut*

2024  
TOTAL ACREAGE  
**13,492 ACRES**  
BEARING ACREAGE  
**9,612 ACRES**  
*Pistachio*

2024  
TOTAL ACREAGE  
**8,441 ACRES**  
BEARING ACREAGE  
**8,076 ACRES**  
*Olive*

2024  
TOTAL ACREAGE  
**2,693 ACRES**  
BEARING ACREAGE  
**2,054 ACRES**  
*Plum, Dried*



# Nursery Products

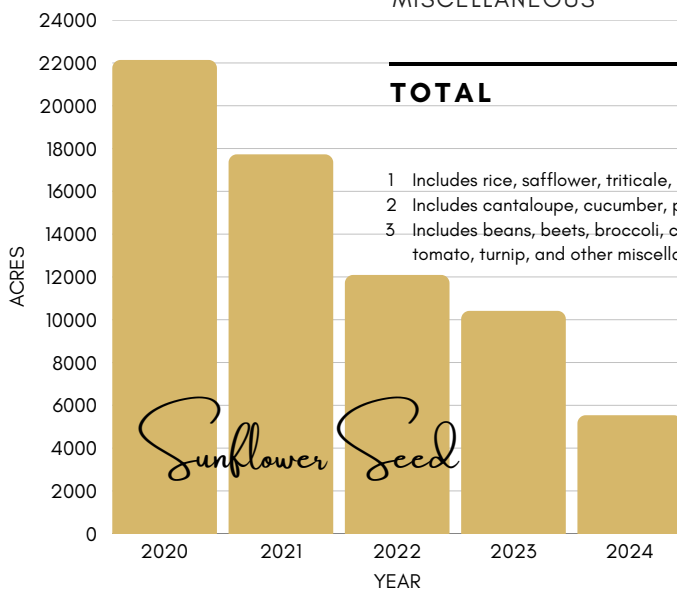
CROP	PRODUCTION		VALUE
	YEAR	ACRES	TOTAL
PROPAGATIVE STOCK <sup>1</sup>	2024	350	\$12,695,000
	2023	355	\$22,155,000
NURSERY STOCK <sup>2</sup>	2024	62	\$5,486,000
	2023	111	\$4,597,000
<b>TOTAL</b>	<b>2024</b>	<b>412</b>	<b>\$18,181,000</b>
	2023	466	\$26,752,000

1 Includes bareroot, benchgraft, budwood, and cuttings.  
 2 Includes container stock, organic transplants, transplants, and trees.

# Seed Crops

CROP	PRODUCTION		VALUE
	YEAR	ACRES	TOTAL
SUNFLOWER	2024	5,537	\$9,160,000
	2023	10,414	\$24,292,000
GRAIN & OIL, <sup>1</sup> ALL	2024	3,170	\$2,626,000
	2023	2,726	\$2,471,000
PASTURE & GRASS, ALL	2024	649	\$3,200,000
	2023	512	\$5,675,000
CUCURBITS <sup>2</sup>	2024	2,532	\$8,372,000
	2023	2,405	\$9,684,000
MISCELLANEOUS <sup>3</sup>	2024	1,757	\$2,164,000
	2023	615	\$3,015,000
<b>TOTAL</b>	<b>2024</b>	<b>13,645</b>	<b>\$25,522,000</b>
	2023	16,672	\$45,137,000

1 Includes rice, safflower, triticale, and wheat. Revised name to include oilseed crops.  
 2 Includes cantaloupe, cucumber, pumpkin, squash, watermelon, and melon.  
 3 Includes beans, beets, broccoli, cabbage, carrot, collard, coriander, corn (sweet), kale, lettuce, onion, pepper, tomato, turnip, and other miscellaneous seed crops of a limited number.



# Apiculture, Livestock & Poultry

CROP	YEAR	PRODUCTION			VALUE	
		HEAD	LIVE WEIGHT	UNIT	PER CWT	TOTAL
CATTLE & CALVES <sup>1</sup>	2024	17,836	115,900	CWT	\$220	\$25,498,000
	2023	18,200	113,700	CWT	\$172	\$19,556,000
SHEEP & LAMBS	2024	8,141	-----	-----	\$245	\$1,995,000
	2023	8,299	-----	-----	\$240	\$1,992,000
MISCELLANEOUS <sup>2</sup>	2024					\$5,275,000
	2023					\$3,682,000
APICULTURE <sup>3</sup>	2024					\$26,000,000
	2023					\$23,738,000
<b>TOTAL</b> <sup>4</sup>	<b>2024</b>					<b>\$58,768,000</b>
	2023					\$48,968,000

<sup>1</sup> 2023 live weight and value corrected due to rounding error.

<sup>2</sup> Includes hogs, poultry, eggs, milk, and wool due to insufficient data.

<sup>3</sup> Includes colonies, honey, package bees, pollination (all crops requiring pollination) and wax.

<sup>4</sup> Corrected 2023 total value due to cattle and calves rounding errors.



# Wine Grapes

CROP	YEAR	PRODUCTION			VALUE	
		HARVESTED ACRES	PER ACRE	TOTAL TONS	PER TON	TOTAL
WINE GRAPES, RED <sup>1</sup>	2024	5,286	6.96	36,800	\$762	\$28,042,000
	2023	6,319	6.50	41,100	\$925	\$38,018,000
WINE GRAPES, WHITE <sup>2</sup>	2024	11,121	7.92	88,100	\$609	\$53,653,000
	2023	11,464	8.03	92,100	\$688	\$63,365,000
<b>TOTAL</b>	<b>2024</b>	<b>16,407</b>				<b>\$81,695,000</b>
	2023	17,783				\$101,383,000

<sup>1</sup> Red varieties include: Alicante Bouschet, Barbera, Carignan, Cinsaut, Counoise, Dakapo, Dornfelder, Durif, Gamay, Grenache, Malbec, Marselan, Merlot, Mourvedre, Nebbiolo, Petite Sirah, Petit Verdot, Pinot Noir, Primitivo, Sangiovese, Syrah, Tannat, Teroldego and other red varieties of a limited number.

<sup>2</sup> White varieties include: Albarino, Chardonnay, Chenin Blanc, French Colombard, Gewurztraminer, Grenache Blanc, Muscat Blanc, Pinot Grigio, Roussanne, Symphony, Verdelho, Vermentino, Viognier and other white varieties of a limited number.

## Yolo County Wine Tasting

### BERRYESSA GAP WINERY & TASTING ROOM

15 Main Street, Winters  
(530) 795-3201  
27260 Highway 128, Winters  
(530) 795-3345

### BOGLE VINEYARDS

37783 County Road 144, Clarksburg  
(916) 744-1092  
boglewinery.com

### CAPAY VALLEY VINEYARDS

13757 State Highway 16, Brooks  
(530) 796-4110  
capayvalleyvineyards.com

### GREAT BEAR VINEYARDS

24800 County Road 101A, Davis  
(530) 574-1516  
greatbearvineyards.com

### GRINDSTONE WINES

12700 County Road 89, Esparto  
(530) 393-2162  
grindstonewines.com

### HERINGER ESTATES

37375 Netherlands Road, Clarksburg  
(916) 744-1919  
heringerestates.com

### JULIETTA WINERY

51221 Clarksburg Road, Clarksburg  
(916) 744-9090  
juliettawinery.com

### MATCHBOOK WINE COMPANY

12300 County Road 92B, Zamora  
(530) 662-1032  
matchbookwines.com

### MINER'S LEAP WINERY

54250 South River Road, Clarksburg  
(916) 882-1000  
minersleap.com

### Old Sugar Mill - FOURTEEN Wineries

35265 Willow Avenue, Clarksburg  
(916) 744-1615  
oldsugarmill.com

#### Feature Wineries:

Bonitata Boutique Wine  
Bump City  
Carvalho Family Winery  
Clarksburg Wine Company  
Country Roads Wine Cellars  
Draconis  
Due Vigne Winery  
Elevation Ten  
Kirchhoff Family Wines  
Rendez-vous Winery  
Scott Harvery Wines  
Three Wine Company  
Todd Taylor  
Vino de Oro

### SÉKA HILLS OLIVE MILL & TASTING ROOM

19326 County Road 78, Brooks  
(530) 796-2810  
sekahills.com/visit/tasting-rooms/

### SILT WINE COMPANY

50870 Babel Slough Road, Clarksburg  
(916) 520-4362  
By Appointment Only  
siltwineco.com

### SIMAS FAMILY VINEYARD

20948 County Road 79, Capay  
(530) 219-5049  
By Appointment Only  
simasfamilyvineyard.com

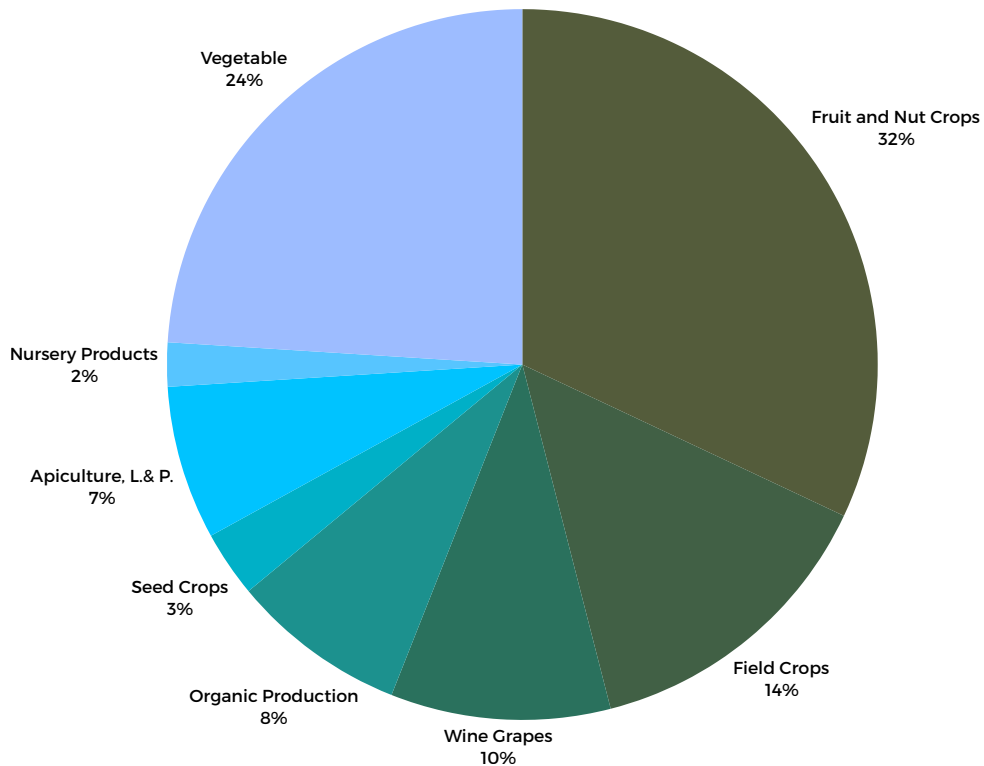
### TABER RANCH VINEYARD

16628 County Road 81, Capay  
(530) 665-3691  
taberranch.com/tasting-room/

### TURKOVICH FAMILY WINES

Downtown Tasting Room  
304 Railroad Avenue, Winters  
(530) 795-3842  
Winery on Buckeye  
30471 Buckeye Road, Winters  
Reservations required  
turkovichwines.com

# Commodity Summary



CROP	2024	2023	2022
Fruit and Nut Crops <sup>1</sup>	\$265,326,000	\$210,141,000	\$136,535,000
Vegetable Crops	\$197,342,000	\$268,336,000	\$213,489,000
Field Crops	\$115,327,000	\$137,489,000	\$116,065,000
Wine Grapes	\$81,695,000	\$101,383,000	\$65,042,000
Organic Production	\$62,436,000	\$63,898,000	\$51,793,000
Seed Crops	\$25,522,000	\$45,137,000	\$47,233,000
Apiculture, Livestock <sup>1</sup> & Poultry	\$58,768,000	\$48,968,000	\$42,683,000
Nursery Products	\$18,181,000	\$26,752,000	\$23,169,000
<b>TOTAL</b>	<b>\$824,597,000</b>	<b>\$902,104,000</b>	<b>\$696,009,000</b>

<sup>1</sup> Corrected 2023 value due to rounding error.

# Certified Farmers' Markets

Certified Farmers' Markets (CFMs) reestablish the relationship between the consumer and the farmer. CFMs benefit the agricultural community and consumers by providing Yolo County residents access to fresh produce, building community relationships, and by supporting the local economy. The Yolo County Department of Agriculture certifies the farmers markets and producers located within the county.

## **DAVIS FARMERS MARKET**

Central Park, 4th & C Street, Davis  
Year-round: Saturday 8:00am-1:00pm  
davisfarmersmarket.org

## **WINTERS FARMERS MARKET**

Downtown Main Street between Railroad & 1st  
April-October: Sunday 9:00am-1:00pm  
<https://www.discoverwinters.com/farmers-market>

## **SUTTER DAVIS HOSPITAL FARMERS MARKET**

2000 Sutter Place, Davis  
May-September: Thursday 10:00am-1:00pm  
davisfarmersmarket.org

## **UC DAVIS FARMERS MARKET**

University of California, Davis, West Quad  
Wednesday 10:00am-1:30pm  
Visit [farmersmarket.ucdavis.edu](http://farmersmarket.ucdavis.edu)  
for market dates

## **WOODLAND CERTIFIED FARMERS MARKET**

Public Library-NE corner of First & Court Street, Woodland  
May-September: Saturday 9:00am-12:00pm  
June-September: Tuesday 10:00am-1:00pm  
[thewoodlandfarmersmarket.org](http://thewoodlandfarmersmarket.org)

**YOLO COUNTY CERTIFIED  
57 PRODUCERS IN 2024**

# Community Supported Agriculture

Community Support Agriculture (CSA) is a form of direct marketing which consists of members or "shareholders" subscribing to an agricultural operation or a group of agricultural operations. The member of a CSA program purchases a share of the farm's crop and receives a portion of the harvested goods. Similar to Certified Farmers Markets, CSAs connect the producer and consumer, provide access to fresh farm goods, and support local farms.

## **CAPAY CANYON RANCH**

Founded by Stan and Leslie Barth in 1972  
14650 County Road 87  
Esparto, CA 95627  
(530)662-2372

## **FARM FRESH TO YOU**

Farming organically since 1976  
Home delivered CSA boxes  
23808 State Highway 16  
Capay, CA 95607  
(800)796-6009  
[farmfresh toyou.com](http://farmfresh toyou.com)

## **FULL BELLY FARM**

Founded in 1985 in the Capay Valley  
400 acre highly diversified organic program  
P.O. Box 251  
Guinda, CA 95637  
(530)796-2214  
[fullbellyfarm.com](http://fullbellyfarm.com)

## **GOOD HUMUS PRODUCE**

Founded in 1970's by Jeff & Annie Main Small,  
diversified, organic family farm.  
12255 County Road 84A  
Capay, CA 95607  
(530)787-3187  
[goodhumus.com](http://goodhumus.com)

## **RIVERDOG FARM**

Owned by Trini Campbell & Tim Mueller  
450 acre organic farm in Capay Valley  
P.O. Box 42  
Guinda, CA 95637  
(530) 796-3802  
[riverdogfarm.com](http://riverdogfarm.com)

## **TERRA FIRMA FARMS, INC.**

Founded by Paul Holmes in 1990,  
partnered with Hector Melendez,  
200 acre organic farm  
P.O. Box 836  
Winters, CA 95694  
(530) 795-2473  
[terrafirmafarm.com](http://terrafirmafarm.com)

## **THREE SISTERS GARDENS**

Founded by Alfred Melbourne.  
Empowering the youth through gardening  
PO Box 108  
West Sacramento, CA 95605  
[3sistersgardens.com](http://3sistersgardens.com)

## **UC DAVIS STUDENT HARVEST CSA**

Fresh, student grown organic produce  
Subscribers must be UC Davis students & employees  
143 Robins Hall (UC Davis)  
Davis, CA 95616  
[ucdstudentfarm@gmail.com](mailto:ucdstudentfarm@gmail.com)

# Yolo County Export Partners

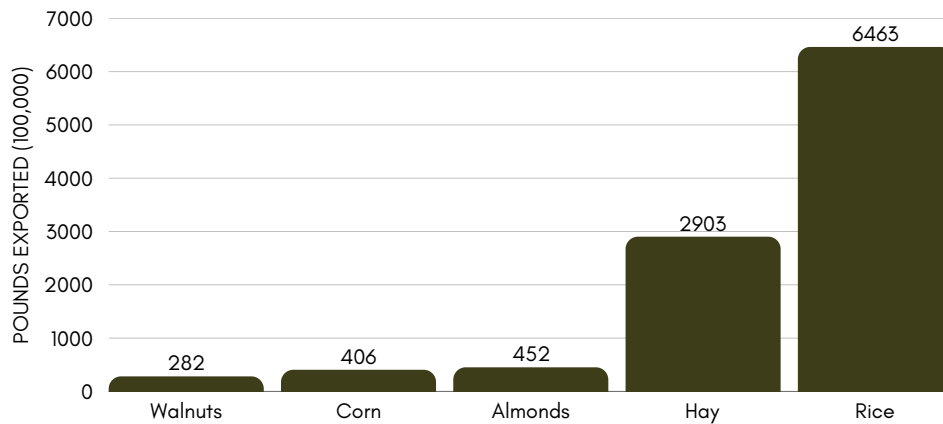
In 2024, Yolo County issued 6,290 Federal Phytosanitary Certificates for the export of agricultural commodities to 100 countries.

## TOP 5 EXPORT COUNTRIES

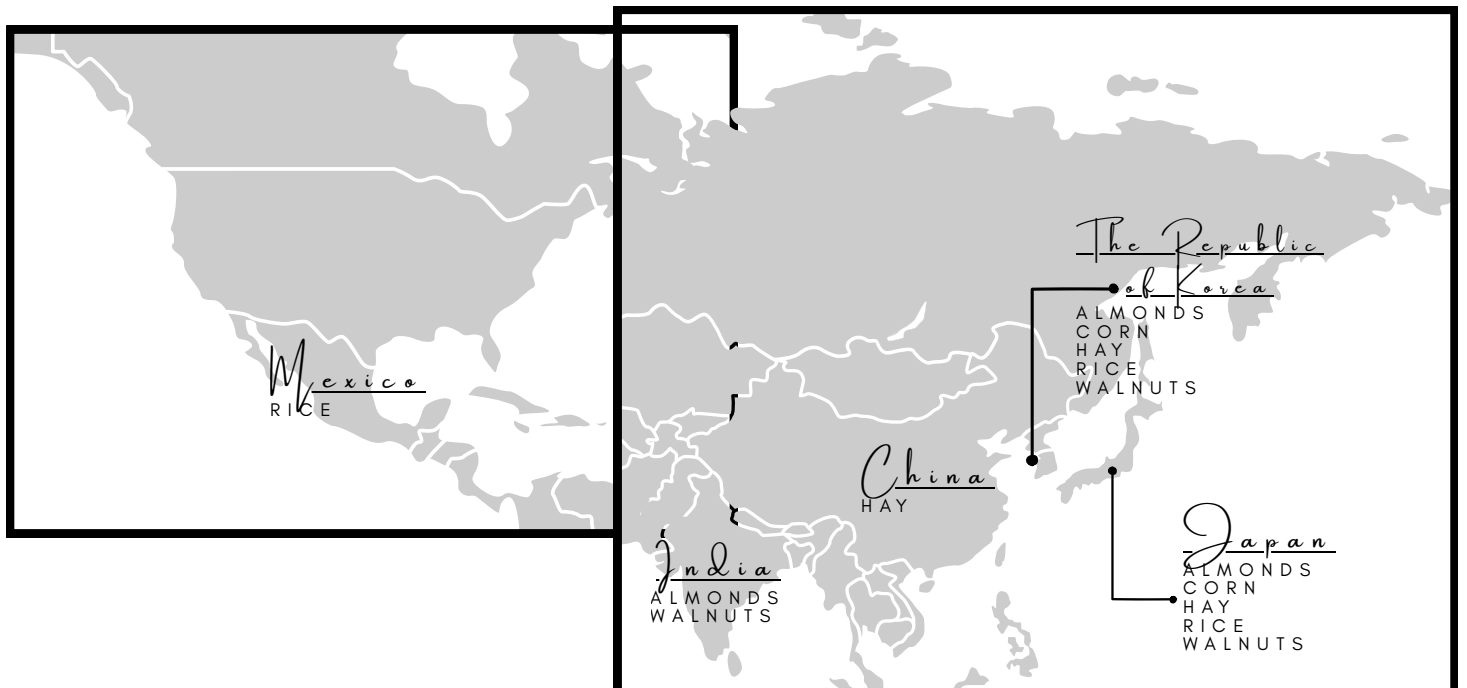
Certificates Issued  
 CHINA-552  
 JAPAN- 550  
 MEXICO-526  
 THE REPUBLIC OF KOREA-516  
 INDIA-352

## TOP 5 EXPORTED COMMODITIES

ALMONDS  
 CORN  
 HAY  
 RICE  
 WALNUTS



TOP FIVE COMMODITY EXPORTS



# Pest Exclusion

Exotic insects and plant diseases can cause destruction to agriculture, urban landscapes, and forests. Most of these pests are exotic to Yolo County, and could quickly infest a territory as rich in agriculture as ours. The Agricultural Commissioner's office maintains a diligent Exclusion Program to prevent pests from entering our borders. Inspectors keep watch over incoming plant shipments to nurseries, farms research facilities, box stores, and individuals.

In 2024, 1,051 high risk plant material shipments were inspected, 663 of the shipments were found with the Agriculture Detector Dog Team. 260 shipments were found to be in violation of Federal or State Quarantine violations, and 149 shipments were rejected due to pests of concern. For the twelfth year in a row, Yolo County led the State in pest interceptions at the United States Postal Service in California for 2024.

In 2024, Yolo County welcomed Christine Tyler and Bertie to the department. This is the first Agriculture Detector Dog Team for Yolo County. Bertie and Chris work diligently to protect local agriculture through their inspection and surveillance activities at various parcel facilities throughout the county.

Local Pest Exclusion activities also include the inspection of various seed crops for pest pathogens of concern. Phytosanitary field inspections help maintain seed quality and facilitate export. In 2024, Yolo County inspected 9,227 acres of seed crops for phytosanitary quarantine pests of concern.



# Sustainable Agriculture Report

Yolo County maintains a comprehensive Detection Program, as a second line of defense and early warning system against pest introductions. This system of insect trapping identifies exotic live pests before they can become established, avoiding major financial and environmental impacts. In 2024 over 1,000 Yolo County residents helped to protect our local agricultural industry by hosting residential traps for Mediterranean, Oriental, and Melon Fruit Flies, Spongy Moth, Japanese Beetle, Glassy-winged Sharpshooter, and Light Brown Apple Moth. Additional Glassy-winged Sharpshooter traps were placed in plant nurseries. European Grapevine Moth and Apple Maggot traps were situated among corresponding host crops.

## Biological Control

PEST AGENT	MECHANISM	SCOPE OF PROGRAM
Puncture Vine <i>Tribulus terrestris</i>	Seedhead Weevil <i>Microlarinus lareynii</i>	Countywide
Yellow Starthistle <i>Centaurea solstitialis</i>	Seedhead Weevil <i>Bandastemus orientalis</i>	Countywide
	Hairy Weevil <i>Eustenopus villosus</i>	Countywide
	Yellow Starthistle Rust <i>Puccinia jaceae var. solstitialis</i>	Four Sites
Ash Whitefly <i>Syphoninus phillyreae</i>	Parasitic Wasps <i>Encarsia parenopea</i>	Countywide

### TARGET PEST & NUMBER OF TRAPS

Apple Maggot	22
European Grapevine Moth	552
Glassy Winged Sharpshooter	122
Japanese Beetle	43
Khapra Beetle	67
Light Brown Apple Moth	40
McPhail Trap-Fruit Flies	30
Medfly	118
Melon Fruit Fly	30
Oriental Fruit Fly	32
Spongy Moth	128
Vine Mealybug	16
Spotted Lantern Fly	17 Sites

# Weights & Measures

County weights and measures officials (Sealers) serve all consumers as the local regulatory agency authorized to enforce the California Business and Professions Code and the California Code of Regulations pertaining to issues of "Equity in the Marketplace". This enforcement efficiently and effectively protects local commerce, thus encouraging stability in the State's economy.

Consumer protection is serviced through the following elements:

- Verifying correct transactions of purchased consumer goods sold by weight, volume or count (such as scanner pricing and correct labeling on prepackaged or bulk commodities)
- The inspection and testing of commercial weighing and measuring devices, to assure their accuracy. Such devices include grocery store check-out stands, gas pumps, gas and electric meters and other devices used to measure, weigh or meter consumer goods, including large and small capacity scales
- The sampling of petroleum products at commercial locations for quality

Inspections of devices occurred at 522 locations.

## Measuring Devices:

- 45 DEF Meters
- 8,092 Electric, Vapor, Water Submeters
- 227 EVSE, CNG, LPG, LNG, & Hydrogen Meters
- 21 Fabric Cordage Meters
- 15 Odometers
- 2,668 Retail Motor Fuel
- 64 Retail Water Dispensers
- 84 Vehicle Tank Meters

## Weighing Devices:

- 69 Class II , Prescription Scales
- 524 Computing and Counter Scales
- 176 Dormant/Portable Platform Scales
- 202 Forklift Scales & Misc. Scale Types
- 13 Livestock/Animal Scales
- 19 Railway, Meat, Hopper, Hanging Scales
- 95 Vehicle Scales



