


Fire Sustainability Update

**Yolo County
County Administrator's Office**

January 27, 2026




Summer 2025 – Prop 218 Election Results



Fire District	District	SFR Rate	Ag. Rate per Acre	Assessment Total	Annual Budget	Election Date	Ballots Cast/ Ballot mail	Yes Votes	No Votes	Pass/Fail
Clarksburg	1	\$ 98.27	\$ 0.87	\$ 96,016	\$ 724,169	6/10/2025	230/486 (47.17%)	84.41%	15.59%	PASS
Esparto	5	\$ 131.80	\$ 3.35	\$ 260,995	\$ 953,640	7/10/2025	327/1,158 (28.24%)	229 (71.12%)	98 (28.88%)	PASS
Springlake *	3	\$ 149.98	\$ 2.83	\$ 161,708	\$ 708,596	7/22/2025	162/440 (36.82%)	106 (59.02%)	56 (40.98%)	PASS
Winters *	2	\$ 146.07	\$ 2.76	\$ 160,000	\$ 559,213	7/17/2025	112/279 (40.14%)	36 (8.86%)	76 (91.14%)	FAIL
Yolo	5	\$ 160.71	\$ 3.04	\$ 197,494	\$ 592,089	7/7/20225	185/371 (49.87%)	134 (54.94%)	51 (45.06%)	PASS

*Contract District
 SFR – Single Family Residence
 Ag – Agriculture

For full summary election results, see **Attachment A**.



Matching Funds Eligibility

“Fire District Sustainability Funding is intended to match new, additional revenues generated as part of a Proposition 218 process conducted after July 1, 2023. As such, only Fire Protection Districts with a new Proposition 218 assessment approved by district voters will be eligible for ongoing sustainability funding. Existing Proposition 218 assessments, including any cost-of-living adjustments, will not be eligible for matching funds. Cost-of-living adjustments from new Proposition 218 studies will be eligible for matching funds up to the maximum amount calculated for each Fire District.”

See **Attachment B** for the complete Fire District Funding Plan Implementation Procedures.
Adopted on September 26, 2024

Fire Sustainability Funding Proposal Proposition 218 Matching Funds

Funding Distribution Model: Equal Division & Call Volume (60/40% split)



Fire District Prop 218 Matching Funds		\$1,500,000.00									FY 2023-24	
Equal Division %	60%	\$900,000.00										
Call Volume %	40%	\$600,000.00										
Total Rural Districts	12											
				Funding Allocations								
Fire Districts	In District Call Volume 2020	In District Call Volume 2021	In District Call Volume 2022	Three Year Average	Average % of 3 Yr Average Call Volume	By Equal Division	By District Call Volume	District Totals	District Total %	Average Per Call To District		
Capay Valley Fire District	174	117	120	137	5%	\$90,000	\$32,375	\$122,375	8%	\$893.25		
Clarksburg Fire District	236	241	240	239	9%	\$90,000	\$56,479	\$146,479	10%	\$612.88		
Dunnigan Fire District	519	503	389	470	19%	\$90,000	\$111,146	\$201,146	13%	\$427.97		
Esparto Fire District	457	495	508	487	19%	\$90,000	\$115,006	\$205,006	14%	\$420.96		
Knights Landing Fire District	145	173	200	173	7%	\$90,000	\$40,803	\$130,803	9%	\$756.09		
Madison Fire District	185	163	137	162	6%	\$90,000	\$38,204	\$128,204	9%	\$791.38		
West Plainfield Fire District	139	174	167	160	6%	\$90,000	\$37,810	\$127,810	9%	\$798.81		
Willow Oak Fire District	422	328	379	376	15%	\$90,000	\$88,933	\$178,933	12%	\$475.88		
Yolo Fire District	281	241	207	243	10%	\$90,000	\$57,424	\$147,424	10%	\$606.68		
Zamora Fire District	96	91	90	92	4%	\$90,000	\$21,820	\$111,820	7%	\$1,215.43		
Totals	2,654	2,526	2,437	2,539	100%	\$900,000	\$600,000	\$1,500,000	100%			

* The \$1.5 million total designated for Fire District Sustainability will not be automatically adjusted in future fiscal years.


See **Attachment B**. Adopted on September 26, 2024

Clarksburg Fire Protection District Proposition 218 Assessment



Funding Eligibility	Estimated Assessment Total Based on Engineer's Report	Total Assessment Amount for FY 2025-2026	Prior To The Recent Prop. 218 Assessment Revenue FY 2024 - 2025	Increase In Revenue from The Recent Prop. 218	Unallocated to be used for other purpose
\$ 146,479.00	\$96,016.48	\$98,935.94	\$88,192.92	\$10,743.02	\$50,462.52 - \$135,732.98

Prior Benefit Assessments for Direct Service Districts *(eligible for Permanent Funding)*



Fire District	Maximum Match Funding	Prior Assessment	New Assessment	Revenue Increase
Capay Valley	122,375.00	-	134,292.62	134,292.62
Clarksburg	146,479.00	88,192.92	98,935.94	10,743.02
Esparto	205,006.00	78,949.00	338,018.90	259,069.90
Knights Landing	130,803.00	13,856.38	151,497.16	137,640.78
Madison	128,204.00	36,453.18	236,719.80	200,266.62
West Plainfield	127,810.00	-	243,569.22	243,569.22
Willow Oak	178,933.00	-	370,555.00	370,555.00
Yolo	147,424.00	40,811.34	237,747.52	196,936.18

Recommended Actions

- A. Receive a status update on Fire Sustainability and the Clarksburg Fire Protection District matching fund eligibility; and
- B. Provide Board direction to staff on next steps.

