

Child Welfare Overview

May 5, 2026

Board of Supervisors Budget Update

Mónica Morales, HHSA Director

Marisa Green, HHSA-Social Services Branch Director

Agenda



I. Overview of Child Welfare in Yolo County

- Key Programs in Child Welfare
- Core Federal & State Mandates for Child Welfare Systems

III. Budget


- Funding Gap
- Proposed Budget Summary

III. Last 10+ Years in Yolo County

- Child Welfare Service (CWS) Entries and Cases
- Significant Drivers: Client Aid & Adoptions
- Child Welfare Service (CWS) Staffing: Current & Proposed for FY 26–27
- Overtime
- Policy Impacts: Federal, State & Local

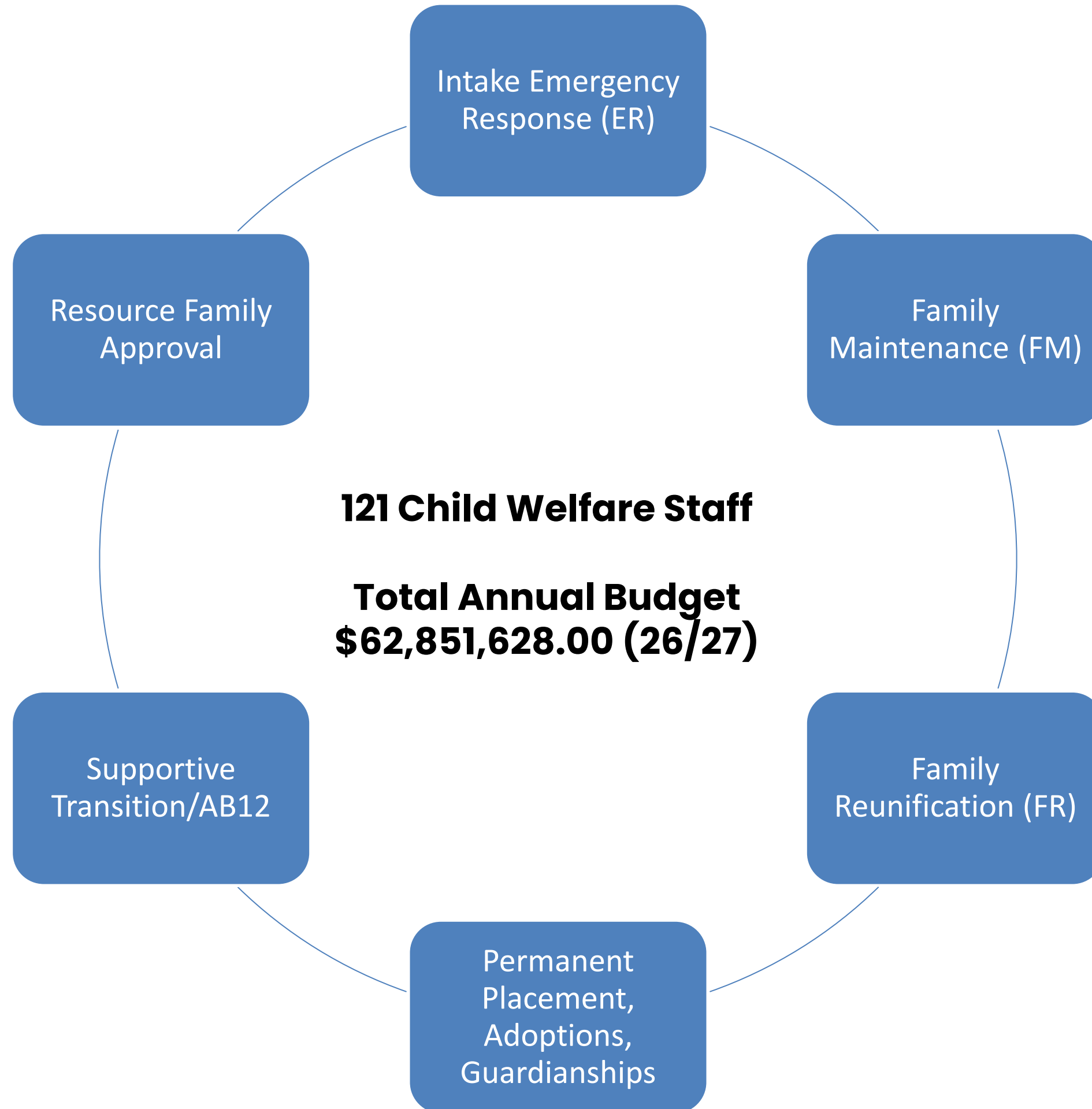
III. Outcomes & Impacts


- CDSS Outcome Measures
- Fiscal Summary



Key Programs in Child Welfare Services

California Child Welfare Services (CWS) are county-administered programs designed to protect children from abuse and neglect, prevent family breakdown, and provide permanent homes






Core Federal and State Mandates for CWS

FEDERAL	STATE
U.S. Dept of Health & Human Services Administration for Children & Families	CA Dept of Social Services (CDSS)
Child Abuse Prevention & Treatment Act (1974)	CA – Child and Family Services Review (2001)
Adoption and Safe Families Act (1977)	Extended Foster Care (2012)
Indian Child Welfare Act (1978)	Continuum of Care Reform (2015)
Family First Prevention Services Act (2018)	Family Urgent Response System (2019)

Funding Gap



Child Welfare Services

\$4.6 million deficit in FY 26/27



- Proposed Reductions of \$3.0 million
- General Fund Request of \$1.6 million*

25/26 Reductions


- 6 Full Time Positions Reduced
- 2 Contract Reductions
- 4 Extra Help Positions Reduced

26/27 Reductions

- 22 Full Time Positions Reduced
- 6 Contract Reductions

* General Fund request of \$1.6mil is already accounted for in the overall recommendations as noted by DFS

Proposed Budget Summary



Rising Adoption & Foster Care Benefit Costs

- Adoption and foster care benefits to families are projected to be \$29.3mil and use **48%** (\$14.1mil) of related Realignment revenue.
- Adoption benefits to families saw an 101% increase from \$8.5mil (FY 15/16) to \$17.8mil (FY 26-27)




Declining Federal Eligibility & Revenue

- Title IV-E revenue is insufficient. Fewer cases meet federal eligibility rules, so Foster Care placement and case management costs are increasingly shifting to the county. This costs is approximately \$3 million annually.



Realignment Funds Exhausted

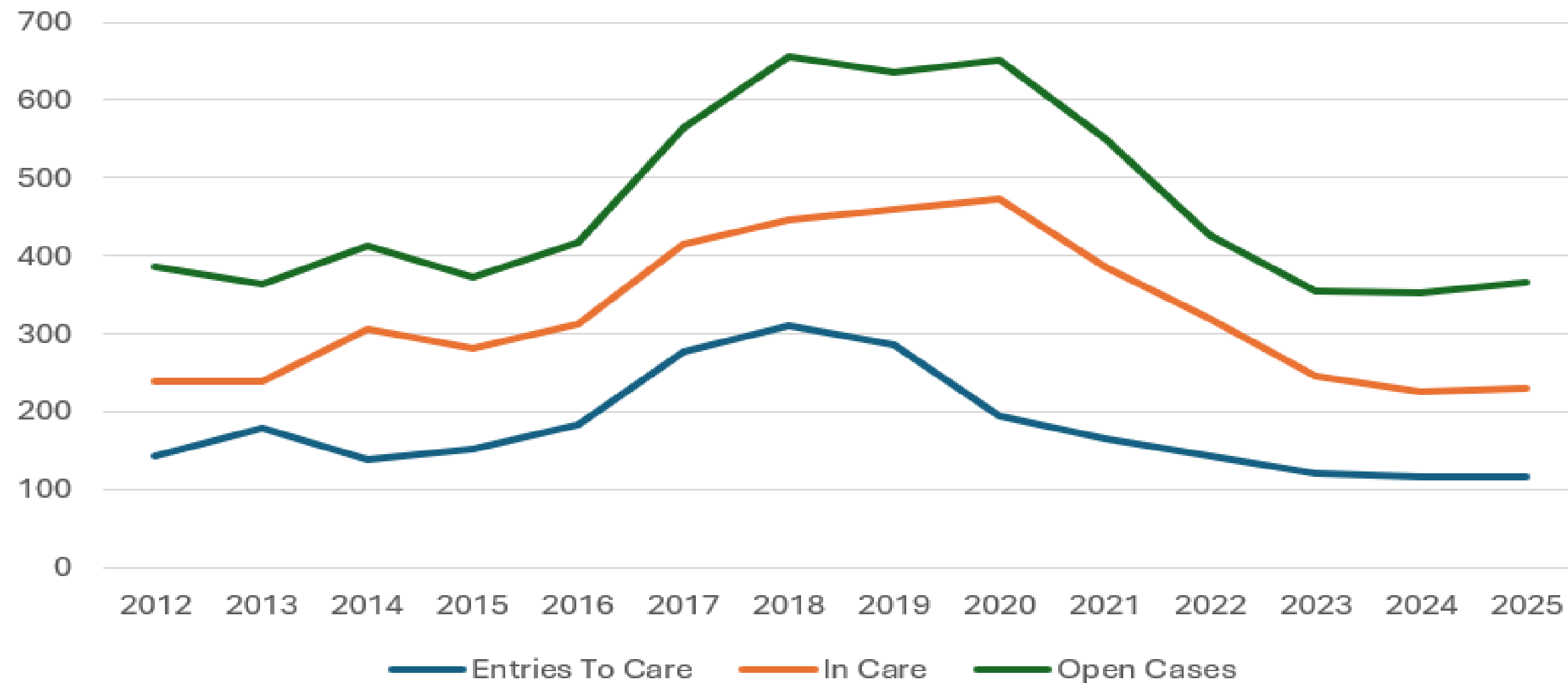
- Declining Social Services and 2011 Protective Services Realignment reserves are depleted. Both Funding streams now have ongoing structural deficits.



Last 10+ Years in Yolo County

Significant Drivers: Child Welfare Service Entries and Cases


Yolo County CWS Entries & Cases (2012-2025)



Sources:
Entries to Care: <https://ccwip.berkeley.edu/childwelfare/reports/Entries/MTSG/r/ab636/>
Children in Foster Care: <https://ccwip.berkeley.edu/childwelfare/reports/PIT/MTSG/r/ab636/>
Average CWS Cases: <https://ccwip.berkeley.edu/childwelfare/reports/CaseServiceComponents/MTSG/r/ab636/>

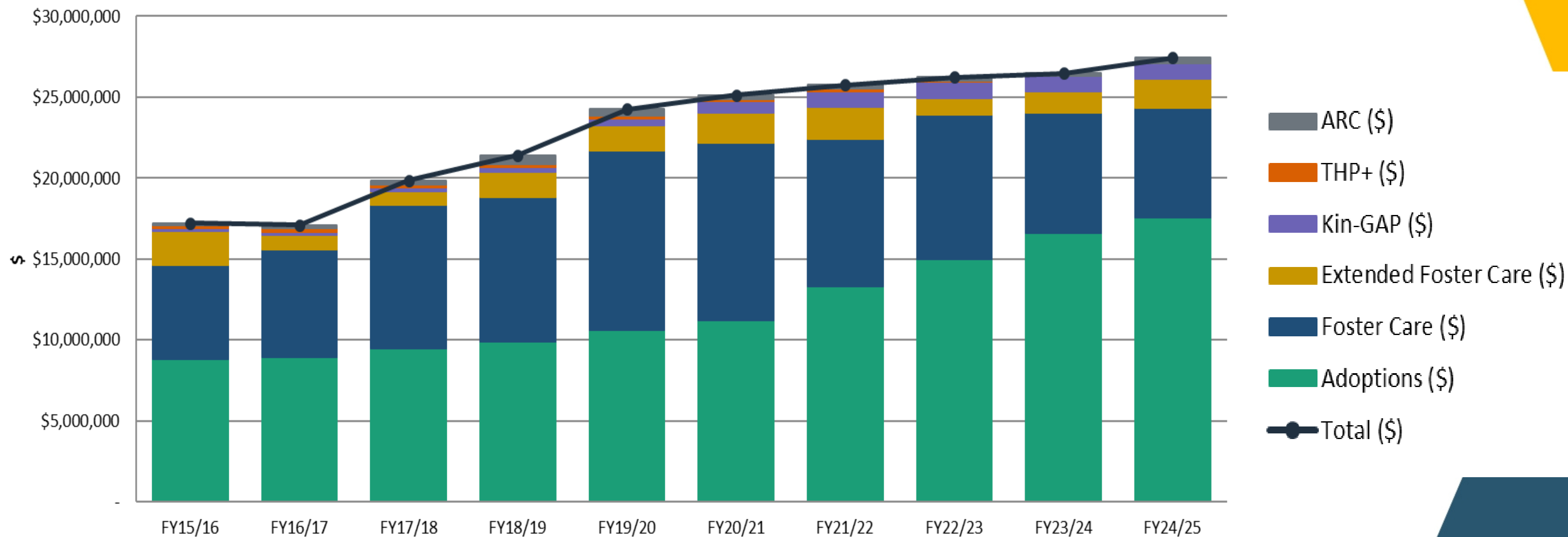
Last 10+ Years in Yolo County

Significant Drivers: Client Aid & Adoptions



Types of Client Aid & Trends Between 2015-2025

Client aid spending by program



Source: Assistance Cost Summary 1045-5505

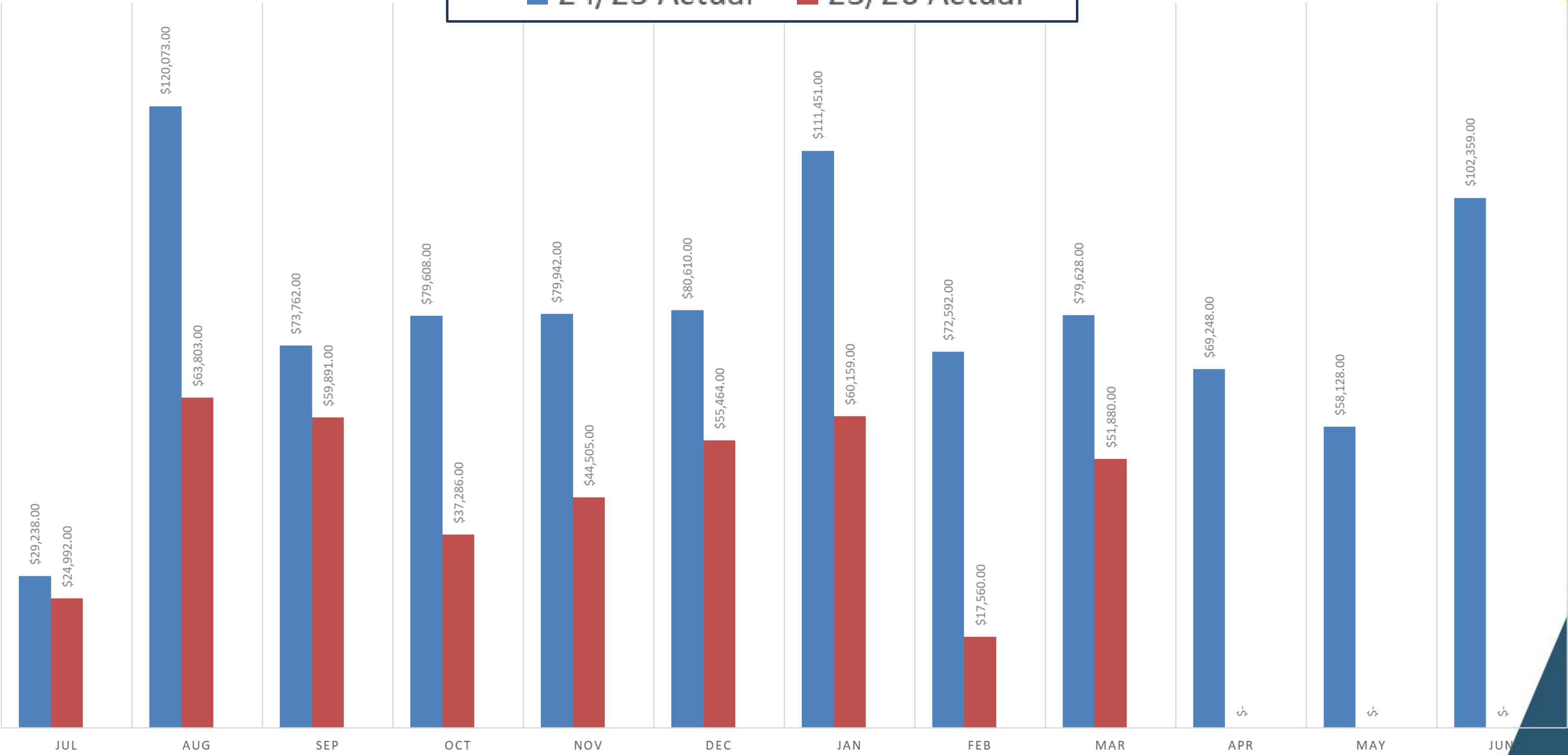
Last 10+ Years in Yolo County

Overtime



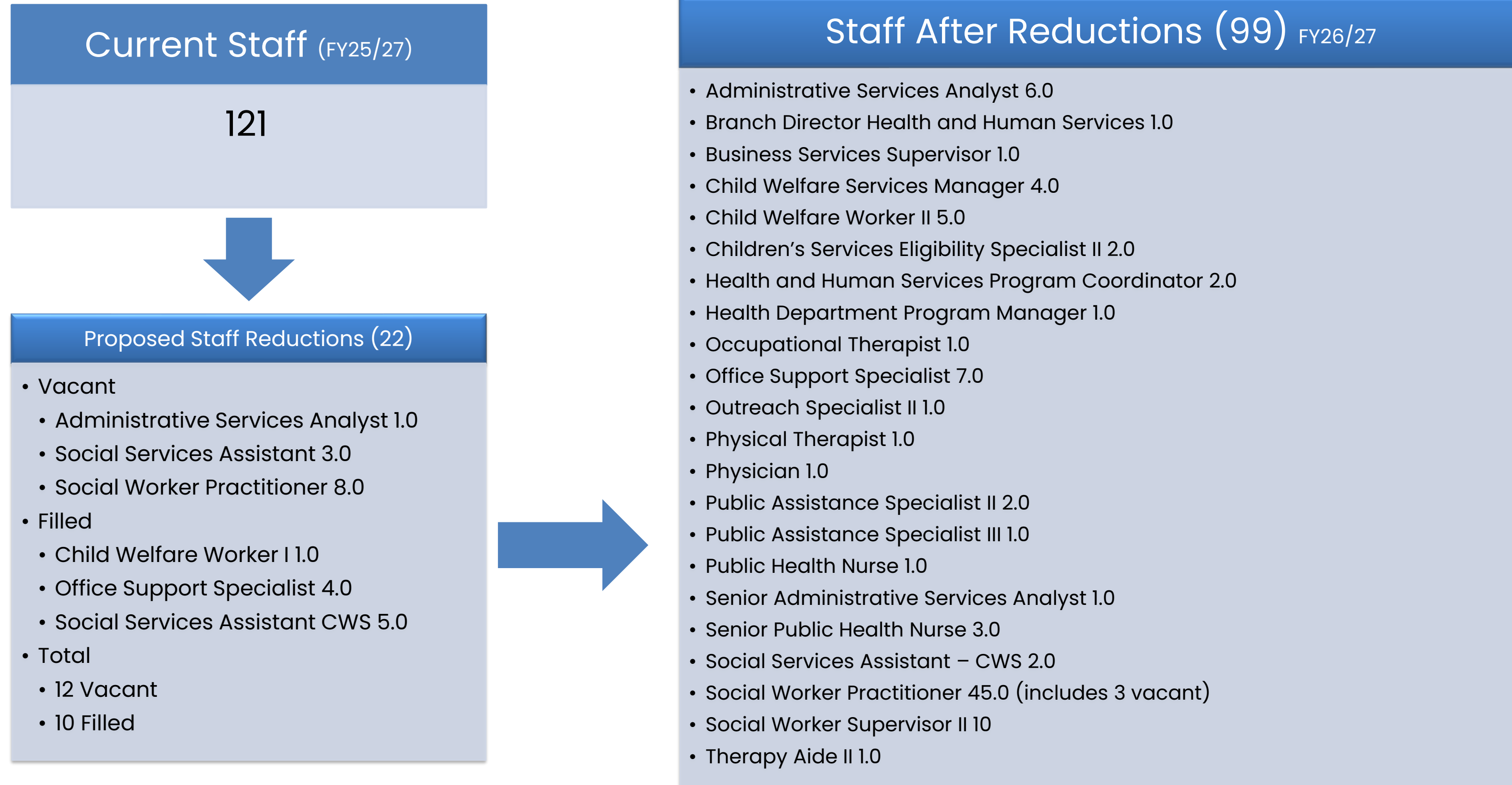

SOCIAL SERVICES BRANCH FISCAL YEARS 24/25 AND 25/26

■ 24/25 Actual ■ 25/26 Actual




Last 10+ Years in Yolo County

Staffing: Current and Proposed for FY 26-27



Last 10+ Years in Yolo County

Policy Impacts: Federal, State & Local



Jan 2020 – Jan 2026


60% decrease in total number of children served by child welfare in all programs.

(664 to 358)

Jan 2020 – Jan 2026

50.2% decrease in total number of children in foster care.

(474 to 246)



Outcomes & Impacts

Social Worker Workforce & Caseloads

Emergency Response	Yolo County Case Load	National Best Practice Standards
Average Referral	5	No more than 12 active reports per month
Highest Referral	6	
Lowest Referral	4	
Ongoing – Family Maintenance, Family Reunification, Planned Permanency	Yolo County Case Load	National Best Practice Standards
Average	14	No more than 17 active families, assuming the rate of new families assigned is no more than one for every 6 open families
Highest	26	
Lowest	10	
Transitional Age Youth	Yolo County Case Load	National Best Practice Standards
Average Caseload	13	No more than 15 active youth
Highest Caseload	15	
Lowest Caseload	12	

Data current as of 4/29/26

Source: Child Welfare League of America

Outcomes & Impacts

CDSS Outcome Measures

Yolo County Measures In 2025

Nearly Met or Met – 10 out of 11

Not Met – 1 out of 11



	Measure Description	National Standard	Q3 2018	Q3 2025
Safety	Maltreatment In Foster Care	No more than 9.07% victimizations per 100,000 days in care	Nearly Met (9.95%)	Met (3.92%)
	Recurrence Of Maltreatment	No more 9.7%	Met (6.5%)	Met (4.2%)
Permanency	Permanency In 12 Months (Entering Foster Care)	At or above 35.2%	Not Met (29.7%)	Not Met (30.1%)
	Permanency In 12 Months (In Care 12-23 Months)	At or above 43.8%	Not Met (32.5%)	Met (45.7%)
	Permanency In 12 Months (In Care 24 Months or More)	At or above 37.3%	Met (65.7%)	Met (45.3%)
	Re-Entry To Foster Care In 12 Months	At or below 5.6%	Not Met (10.6%)	Nearly Met (6.0%)
	Placement Stability	No more than 4.48 moves per 1,00 days in foster care	Met (4.46%)	Met (2.63%)
Timely Response	Timely Response (Immediate Response Compliance)	At or above 90%	Met (94.5%)	Nearly Met (88.9%)
	Timely Response (10-Day Response Compliance)	At or above 90%	Nearly Met (88.5%)	Nearly Met (88.9%)
Monthly Visits	Monthly Visits (Out of Home)	At least 90%	Not Met (79.6%)	Met (94.4%)
	Monthly Visits in Residence (Out of Home)	At least 50%	Met (74.2%)	Met (86.7%)

Fiscal Summary



Child Welfare never stops protecting children.



Structural deficits, if not addressed, put the viability of the program at risk.



Proposed recommendations address the current budget deficit.




The reductions will require organizational modifications



Retaining social worker positions, will build workforce if needed for safety services.





Thank you

Questions