

**SHELTER
ANIMALS
COUNT**

THE NATIONAL DATABASE

TOTAL INTAKE & OUTCOME DATABASE

Yolo County Animal Services

Jan 2025 - Dec 2025

REPORT GENERATED: 03/12/2026

ORGANIZATION TOTALS

LIVE INTAKES	CANINE	FELINE	SUB TOTAL	OTHER*	TOTAL
STRAY/AT LARGE	1462	1632	3094	0	3094
RELINQUISHED BY OWNER	281	281	562	0	562
TRANSFERRED IN FROM AGENCY (IN STATE)	4	2	6	0	6
TRANSFERRED IN FROM AGENCY (OUT OF STATE)	0	0	0	0	0
TRANSFERRED IN FROM AGENCY (INTERNATIONAL)	0	0	0	0	0
TRANSFERRED IN FROM AGENCY (UNDESIGNATED)	0	0	0	0	0
OWNER INTENDED EUTHANASIA	113	36	149	0	149
SEIZURE	144	31	175	0	175
OTHER INTAKES	63	26	89	0	89
TOTAL LIVE INTAKES	2067	2008	4075	0	4075

This report is a snapshot of data for all species recorded by your organization, within the timeframe selected for the report. See additional pages for age breakouts for each species.

For full definitions, visit ShelterAnimalscount.org/IOD

LIVE OUTCOMES	CANINE	FELINE	SUB TOTAL	OTHER*	TOTAL
ADOPTION	803	1205	2008	0	2008
RETURNED TO OWNER (RTO)	805	68	873	0	873
TRANSFERRED OUT TO AGENCY (INSTATE)	234	177	411	0	411
TRANSFERRED OUT TO AGENCY (OUT OF STATE)	4	3	7	0	7
TRANSFERRED OUT TO AGENCY (INTERNATIONAL)	0	0	0	0	0
TRANSFERRED OUT TO AGENCY (UNDESIGNATED)	0	0	0	0	0
RETURNED TO FIELD (RTF)	0	102	102	0	102
OTHER LIVE OUTCOMES	0	0	0	0	0
TOTAL OUTCOMES	1846	1555	3401	0	3401

LIVE INTAKES:

1) "Transfer in to agency (undesignated)" represents Transfer In data prior to when agency location break outs (in state, out of state, international) were added to the database.

LIVE OUTCOMES:


2) "Transfer out to agency (undesignated)" represents Transfer Out data prior to when agency location break outs (in state, out of state, international) were added to the database.

*Others:

Rabbits, equines, small mammals, farm animals, birds, and reptiles & amphibians.

OTHER OUTCOMES	CANINE	FELINE	SUB TOTAL	OTHER*	TOTAL
DIED IN CARE	13	98	111	0	111
LOST IN CARE	0	0	0	0	0
SHELTER EUTHANASIA	117	237	354	0	354
OWNER INTENDED EUTHANASIA	104	31	135	0	135
TOTAL OTHER OUTCOMES	234	366	600	0	600

ANIMAL COUNTS	CANINE		FELINE		OTHER*	
	TOTAL IN CARE	TOTAL IN FOSTER	TOTAL IN CARE	TOTAL IN FOSTER	TOTAL IN CARE	TOTAL IN FOSTER
BEGINNING COUNT	93	11	26	27	0	0
ENDING COUNT	88	11	36	57	0	0



**SHELTER
ANIMALS
COUNT**

THE NATIONAL DATABASE

CANINE INTAKE & OUTCOME DATABASE

Yolo County Animal Services

REPORT GENERATED: 03/12/2026

CANINE

LIVE INTAKES	ADULTS	UP TO 5 MONTHS	AGE UNKNOWN	TOTAL
STRAY/AT LARGE	1167	196	99	1462
RELINQUISHED BY OWNER	233	41	7	281
TRANSFERRED IN FROM AGENCY (IN STATE)	4	0	0	4
TRANSFERRED IN FROM AGENCY (OUT OF STATE)	0	0	0	0
TRANSFERRED IN FROM AGENCY (INTERNATIONAL)	0	0	0	0
TRANSFERRED IN FROM AGENCY (UNDESIGNATED)	0	0	0	0
OWNER INTENDED EUTHANASIA	101	2	10	113
SEIZURE	115	17	12	144
OTHER INTAKES	54	7	2	63
TOTAL LIVE INTAKES	1674	263	130	2067

LIVE OUTCOMES	ADULTS	UP TO 5 MONTHS	AGE UNKNOWN	TOTAL
ADOPTION	632	168	3	803
RETURNED TO OWNER (RTO)	709	35	61	805
TRANSFERRED OUT TO AGENCY (INSTATE)	170	50	14	234
TRANSFERRED OUT TO AGENCY (OUT OF STATE)	4	0	0	4
TRANSFERRED OUT TO AGENCY (INTERNATIONAL)	0	0	0	0
TRANSFERRED OUT TO AGENCY (UNDESIGNATED)	0	0	0	0
RETURNED TO FIELD (RTF)	0	0	0	0
OTHER LIVE OUTCOMES	0	0	0	0
TOTAL OUTCOMES	1515	253	78	1846

OTHER OUTCOMES	ADULTS	UP TO 5 MONTHS	AGE UNKNOWN	TOTAL
DIED IN CARE	11	2	0	13
LOST IN CARE	0	0	0	0
SHELTER EUTHANASIA	80	13	24	117
OWNER INTENDED EUTHANASIA	0	0	0	0
TOTAL OTHER OUTCOMES	91	15	24	130

ANIMAL COUNT	TOTAL IN CARE	TOTAL IN FOSTER
BEGINNING COUNT	93	11
ENDING COUNT	88	11

This report is a snapshot of data for all species recorded by your organization, within the timeframe selected for the report. See additional pages for age breakouts for each species.

For full definitions, visit ShelterAnimalscount.org/IOD

LIVE INTAKES:

1) "Transfer in to agency (undesignated)" represents Transfer In data prior to when agency location break outs (in state, out of state, international) were added to the database.

LIVE OUTCOMES:

2) "Transfer out to agency (undesignated)" represents Transfer Out data prior to when agency location break outs (in state, out of state, international) were added to the database.

*Others:

Rabbits, equines, small mammals, farm animals, birds, and reptiles & amphibians.



**SHELTER
ANIMALS
COUNT**

THE NATIONAL DATABASE

FELINE INTAKE & OUTCOME DATABASE

Yolo County Animal Services

REPORT GENERATED: 03/12/2026

FELINE

LIVE INTAKES	ADULTS	UP TO 5 MONTHS	AGE UNKNOWN	TOTAL
STRAY/AT LARGE	389	1168	75	1632
RELINQUISHED BY OWNER	165	112	4	281
TRANSFERRED IN FROM AGENCY (IN STATE)	2	0	0	2
TRANSFERRED IN FROM AGENCY (OUT OF STATE)	0	0	0	0
TRANSFERRED IN FROM AGENCY (INTERNATIONAL)	0	0	0	0
TRANSFERRED IN FROM AGENCY (UNDESIGNATED)	0	0	0	0
OWNER INTENDED EUTHANASIA	32	3	1	36
SEIZURE	24	7	0	31
OTHER INTAKES	10	14	2	26
TOTAL LIVE INTAKES	622	1304	82	2008

LIVE OUTCOMES	ADULTS	UP TO 5 MONTHS	AGE UNKNOWN	TOTAL
ADOPTION	229	975	1	1205
RETURNED TO OWNER (RTO)	59	6	3	68
TRANSFERRED OUT TO AGENCY (INSTATE)	55	120	2	177
TRANSFERRED OUT TO AGENCY (OUT OF STATE)	2	1	0	3
TRANSFERRED OUT TO AGENCY (INTERNATIONAL)	0	0	0	0
TRANSFERRED OUT TO AGENCY (UNDESIGNATED)	0	0	0	0
RETURNED TO FIELD (RTF)	83	13	6	102
OTHER LIVE OUTCOMES	0	0	0	0
TOTAL OUTCOMES	428	1115	12	1555

OTHER OUTCOMES	ADULTS	UP TO 5 MONTHS	AGE UNKNOWN	TOTAL
DIED IN CARE	8	81	9	98
LOST IN CARE	0	0	0	0
SHELTER EUTHANASIA	112	71	54	237
OWNER INTENDED EUTHANASIA	0	0	0	0
TOTAL OTHER OUTCOMES	120	152	63	335

ANIMAL COUNT	TOTAL IN CARE	TOTAL IN FOSTER
BEGINNING COUNT	26	27
ENDING COUNT	36	57

This report is a snapshot of data for all species recorded by your organization, within the timeframe selected for the report. See additional pages for age breakouts for each species.

For full definitions, visit ShelterAnimalscount.org/IOD

LIVE INTAKES:

1) "Transfer in to agency (undesignated)" represents Transfer In data prior to when agency location break outs (in state, out of state, international) were added to the database.

LIVE OUTCOMES:

2) "Transfer out to agency (undesignated)" represents Transfer Out data prior to when agency location break outs (in state, out of state, international) were added to the database.

*Others:

Rabbits, equines, small mammals, farm animals, birds, and reptiles & amphibians.



**SHELTER
ANIMALS
COUNT**

THE NATIONAL DATABASE

TOTAL INTAKE & OUTCOME DATABASE

Yolo County Animal Services

Jan 2024 - Dec 2024

REPORT GENERATED: 03/12/2026

ORGANIZATION TOTALS

LIVE INTAKES	CANINE	FELINE	SUB TOTAL	OTHER*	TOTAL
STRAY/AT LARGE	1384	1493	2877	0	2877
RELINQUISHED BY OWNER	251	187	438	0	438
TRANSFERRED IN FROM AGENCY (IN STATE)	0	0	0	0	0
TRANSFERRED IN FROM AGENCY (OUT OF STATE)	0	0	0	0	0
TRANSFERRED IN FROM AGENCY (INTERNATIONAL)	0	0	0	0	0
TRANSFERRED IN FROM AGENCY (UNDESIGNATED)	0	0	0	0	0
OWNER INTENDED EUTHANASIA	71	33	104	0	104
SEIZURE	170	34	204	0	204
OTHER INTAKES	48	30	78	0	78
TOTAL LIVE INTAKES	1924	1777	3701	0	3701

This report is a snapshot of data for all species recorded by your organization, within the timeframe selected for the report. See additional pages for age breakouts for each species.

For full definitions, visit ShelterAnimalscount.org/IOD

LIVE INTAKES:

1) "Transfer in to agency (undesignated)" represents Transfer In data prior to when agency location break outs (in state, out of state, international) were added to the database.

LIVE OUTCOMES:

2) "Transfer out to agency (undesignated)" represents Transfer Out data prior to when agency location break outs (in state, out of state, international) were added to the database.

*Others:

Rabbits, equines, small mammals, farm animals, birds, and reptiles & amphibians.

LIVE OUTCOMES	CANINE	FELINE	SUB TOTAL	OTHER*	TOTAL
ADOPTION	760	1017	1777	0	1777
RETURNED TO OWNER (RTO)	733	125	858	0	858
TRANSFERRED OUT TO AGENCY (INSTATE)	246	193	439	0	439
TRANSFERRED OUT TO AGENCY (OUT OF STATE)	1	1	2	0	2
TRANSFERRED OUT TO AGENCY (INTERNATIONAL)	0	0	0	0	0
TRANSFERRED OUT TO AGENCY (UNDESIGNATED)	0	0	0	0	0
RETURNED TO FIELD (RTF)	0	106	106	0	106
OTHER LIVE OUTCOMES	0	0	0	0	0
TOTAL OUTCOMES	1740	1442	3182	0	3182

OTHER OUTCOMES	CANINE	FELINE	SUB TOTAL	OTHER*	TOTAL
DIED IN CARE	3	95	98	0	98
LOST IN CARE	1	8	9	0	9
SHELTER EUTHANASIA	116	172	288	0	288
OWNER INTENDED EUTHANASIA	64	29	93	0	93
TOTAL OTHER OUTCOMES	184	304	488	0	488

ANIMAL COUNTS	CANINE		FELINE		OTHER*	
	TOTAL IN CARE	TOTAL IN FOSTER	TOTAL IN CARE	TOTAL IN FOSTER	TOTAL IN CARE	TOTAL IN FOSTER
BEGINNING COUNT	95	8	24	34	0	0
ENDING COUNT	94	10	26	26	0	0



**SHELTER
ANIMALS
COUNT**

THE NATIONAL DATABASE

CANINE INTAKE & OUTCOME DATABASE

Yolo County Animal Services

REPORT GENERATED: 03/12/2026

CANINE

LIVE INTAKES	ADULTS	UP TO 5 MONTHS	AGE UNKNOWN	TOTAL
STRAY/AT LARGE	1095	176	113	1384
RELINQUISHED BY OWNER	212	38	1	251
TRANSFERRED IN FROM AGENCY (IN STATE)	0	0	0	0
TRANSFERRED IN FROM AGENCY (OUT OF STATE)	0	0	0	0
TRANSFERRED IN FROM AGENCY (INTERNATIONAL)	0	0	0	0
TRANSFERRED IN FROM AGENCY (UNDESIGNATED)	0	0	0	0
OWNER INTENDED EUTHANASIA	67	1	3	71
SEIZURE	117	24	29	170
OTHER INTAKES	32	11	5	48
TOTAL LIVE INTAKES	1523	250	151	1924

LIVE OUTCOMES	ADULTS	UP TO 5 MONTHS	AGE UNKNOWN	TOTAL
ADOPTION	587	148	25	760
RETURNED TO OWNER (RTO)	627	24	82	733
TRANSFERRED OUT TO AGENCY (INSTATE)	160	78	8	246
TRANSFERRED OUT TO AGENCY (OUT OF STATE)	1	0	0	1
TRANSFERRED OUT TO AGENCY (INTERNATIONAL)	0	0	0	0
TRANSFERRED OUT TO AGENCY (UNDESIGNATED)	0	0	0	0
RETURNED TO FIELD (RTF)	0	0	0	0
OTHER LIVE OUTCOMES	0	0	0	0
TOTAL OUTCOMES	1375	250	115	1740

OTHER OUTCOMES	ADULTS	UP TO 5 MONTHS	AGE UNKNOWN	TOTAL
DIED IN CARE	1	2	0	3
LOST IN CARE	0	1	0	1
SHELTER EUTHANASIA	86	17	13	116
OWNER INTENDED EUTHANASIA	0	0	0	0
TOTAL OTHER OUTCOMES	87	20	13	120

ANIMAL COUNT	TOTAL IN CARE	TOTAL IN FOSTER
BEGINNING COUNT	95	8
ENDING COUNT	94	10

This report is a snapshot of data for all species recorded by your organization, within the timeframe selected for the report. See additional pages for age breakouts for each species.

For full definitions, visit ShelterAnimalscount.org/IOD

LIVE INTAKES:

1) "Transfer in to agency (undesignated)" represents Transfer In data prior to when agency location break outs (in state, out of state, international) were added to the database.

LIVE OUTCOMES:

2) "Transfer out to agency (undesignated)" represents Transfer Out data prior to when agency location break outs (in state, out of state, international) were added to the database.

*Others:

Rabbits, equines, small mammals, farm animals, birds, and reptiles & amphibians.



**SHELTER
ANIMALS
COUNT**

THE NATIONAL DATABASE

FELINE INTAKE & OUTCOME DATABASE

Yolo County Animal Services

REPORT GENERATED: 03/12/2026

FELINE

LIVE INTAKES	ADULTS	UP TO 5 MONTHS	AGE UNKNOWN	TOTAL
STRAY/AT LARGE	292	1100	101	1493
RELINQUISHED BY OWNER	113	73	1	187
TRANSFERRED IN FROM AGENCY (IN STATE)	0	0	0	0
TRANSFERRED IN FROM AGENCY (OUT OF STATE)	0	0	0	0
TRANSFERRED IN FROM AGENCY (INTERNATIONAL)	0	0	0	0
TRANSFERRED IN FROM AGENCY (UNDESIGNATED)	0	0	0	0
OWNER INTENDED EUTHANASIA	26	2	5	33
SEIZURE	25	2	7	34
OTHER INTAKES	10	19	1	30
TOTAL LIVE INTAKES	466	1196	115	1777

LIVE OUTCOMES	ADULTS	UP TO 5 MONTHS	AGE UNKNOWN	TOTAL
ADOPTION	214	795	8	1017
RETURNED TO OWNER (RTO)	100	9	16	125
TRANSFERRED OUT TO AGENCY (INSTATE)	57	125	11	193
TRANSFERRED OUT TO AGENCY (OUT OF STATE)	1	0	0	1
TRANSFERRED OUT TO AGENCY (INTERNATIONAL)	0	0	0	0
TRANSFERRED OUT TO AGENCY (UNDESIGNATED)	0	0	0	0
RETURNED TO FIELD (RTF)	73	21	12	106
OTHER LIVE OUTCOMES	0	0	0	0
TOTAL OUTCOMES	445	950	47	1442

OTHER OUTCOMES	ADULTS	UP TO 5 MONTHS	AGE UNKNOWN	TOTAL
DIED IN CARE	8	73	14	95
LOST IN CARE	0	8	0	8
SHELTER EUTHANASIA	79	40	53	172
OWNER INTENDED EUTHANASIA	0	0	0	0
TOTAL OTHER OUTCOMES	87	121	67	275

ANIMAL COUNT	TOTAL IN CARE	TOTAL IN FOSTER
BEGINNING COUNT	24	34
ENDING COUNT	26	26

This report is a snapshot of data for all species recorded by your organization, within the timeframe selected for the report. See additional pages for age breakouts for each species.

For full definitions, visit ShelterAnimalscount.org/IOD

LIVE INTAKES:

1) "Transfer in to agency (undesignated)" represents Transfer In data prior to when agency location break outs (in state, out of state, international) were added to the database.

LIVE OUTCOMES:

2) "Transfer out to agency (undesignated)" represents Transfer Out data prior to when agency location break outs (in state, out of state, international) were added to the database.

*Others:

Rabbits, equines, small mammals, farm animals, birds, and reptiles & amphibians.



**SHELTER
ANIMALS
COUNT**

THE NATIONAL DATABASE

TOTAL INTAKE & OUTCOME DATABASE

Yolo County Animal Services

Jan 2023 - Dec 2023

REPORT GENERATED: 03/12/2026

ORGANIZATION TOTALS

LIVE INTAKES	CANINE	FELINE	SUB TOTAL	OTHER*	TOTAL
STRAY/AT LARGE	1390	1393	2783	0	2783
RELINQUISHED BY OWNER	166	218	384	0	384
TRANSFERRED IN FROM AGENCY (IN STATE)	0	0	0	0	0
TRANSFERRED IN FROM AGENCY (OUT OF STATE)	0	0	0	0	0
TRANSFERRED IN FROM AGENCY (INTERNATIONAL)	0	0	0	0	0
TRANSFERRED IN FROM AGENCY (UNDESIGNATED)	0	0	0	0	0
OWNER INTENDED EUTHANASIA	97	34	131	0	131
SEIZURE	127	60	187	0	187
OTHER INTAKES	62	31	93	0	93
TOTAL LIVE INTAKES	1842	1736	3578	0	3578

This report is a snapshot of data for all species recorded by your organization, within the timeframe selected for the report. See additional pages for age breakouts for each species.

For full definitions, visit ShelterAnimalscount.org/IOD

LIVE OUTCOMES	CANINE	FELINE	SUB TOTAL	OTHER*	TOTAL
ADOPTION	631	888	1519	0	1519
RETURNED TO OWNER (RTO)	716	58	774	0	774
TRANSFERRED OUT TO AGENCY (INSTATE)	263	364	627	0	627
TRANSFERRED OUT TO AGENCY (OUT OF STATE)	1	2	3	0	3
TRANSFERRED OUT TO AGENCY (INTERNATIONAL)	0	0	0	0	0
TRANSFERRED OUT TO AGENCY (UNDESIGNATED)	0	0	0	0	0
RETURNED TO FIELD (RTF)	0	133	133	0	133
OTHER LIVE OUTCOMES	0	1	1	0	1
TOTAL OUTCOMES	1611	1446	3057	0	3057

LIVE INTAKES:

1) "Transfer in to agency (undesigned)" represents Transfer In data prior to when agency location break outs (in state, out of state, international) were added to the database.

LIVE OUTCOMES:

2) "Transfer out to agency (undesigned)" represents Transfer Out data prior to when agency location break outs (in state, out of state, international) were added to the database.

OTHER OUTCOMES	CANINE	FELINE	SUB TOTAL	OTHER*	TOTAL
DIED IN CARE	1	83	84	0	84
LOST IN CARE	0	0	0	0	0
SHELTER EUTHANASIA	122	302	424	0	424
OWNER INTENDED EUTHANASIA	70	20	90	0	90
TOTAL OTHER OUTCOMES	193	405	598	0	598

*Others:

Rabbits, equines, small mammals, farm animals, birds, and reptiles & amphibians.

ANIMAL COUNTS	CANINE		FELINE		OTHER*	
	TOTAL IN CARE	TOTAL IN FOSTER	TOTAL IN CARE	TOTAL IN FOSTER	TOTAL IN CARE	TOTAL IN FOSTER
BEGINNING COUNT	97	0	17	15	0	0
ENDING COUNT	95	13	21	32	0	0



**SHELTER
ANIMALS
COUNT**

THE NATIONAL DATABASE

CANINE INTAKE & OUTCOME DATABASE

Yolo County Animal Services

REPORT GENERATED: 03/12/2026

CANINE

LIVE INTAKES	ADULTS	UP TO 5 MONTHS	AGE UNKNOWN	TOTAL
STRAY/AT LARGE	1016	142	232	1390
RELINQUISHED BY OWNER	144	11	11	166
TRANSFERRED IN FROM AGENCY (IN STATE)	0	0	0	0
TRANSFERRED IN FROM AGENCY (OUT OF STATE)	0	0	0	0
TRANSFERRED IN FROM AGENCY (INTERNATIONAL)	0	0	0	0
TRANSFERRED IN FROM AGENCY (UNDESIGNATED)	0	0	0	0
OWNER INTENDED EUTHANASIA	88	7	2	97
SEIZURE	85	22	20	127
OTHER INTAKES	45	10	7	62
TOTAL LIVE INTAKES	1378	192	272	1842

LIVE OUTCOMES	ADULTS	UP TO 5 MONTHS	AGE UNKNOWN	TOTAL
ADOPTION	511	61	59	631
RETURNED TO OWNER (RTO)	600	33	83	716
TRANSFERRED OUT TO AGENCY (INSTATE)	132	79	52	263
TRANSFERRED OUT TO AGENCY (OUT OF STATE)	0	0	1	1
TRANSFERRED OUT TO AGENCY (INTERNATIONAL)	0	0	0	0
TRANSFERRED OUT TO AGENCY (UNDESIGNATED)	0	0	0	0
RETURNED TO FIELD (RTF)	0	0	0	0
OTHER LIVE OUTCOMES	0	0	0	0
TOTAL OUTCOMES	1243	173	195	1611

OTHER OUTCOMES	ADULTS	UP TO 5 MONTHS	AGE UNKNOWN	TOTAL
DIED IN CARE	1	0	0	1
LOST IN CARE	0	0	0	0
SHELTER EUTHANASIA	65	27	30	122
OWNER INTENDED EUTHANASIA	0	0	0	0
TOTAL OTHER OUTCOMES	66	27	30	123

ANIMAL COUNT	TOTAL IN CARE	TOTAL IN FOSTER
BEGINNING COUNT	97	0
ENDING COUNT	95	13

This report is a snapshot of data for all species recorded by your organization, within the timeframe selected for the report. See additional pages for age breakouts for each species.

For full definitions, visit ShelterAnimalscount.org/IOD

LIVE INTAKES:


1) "Transfer in to agency (undesignated)" represents Transfer In data prior to when agency location break outs (in state, out of state, international) were added to the database.

LIVE OUTCOMES:

2) "Transfer out to agency (undesignated)" represents Transfer Out data prior to when agency location break outs (in state, out of state, international) were added to the database.

*Others:

Rabbits, equines, small mammals, farm animals, birds, and reptiles & amphibians.



**SHELTER
ANIMALS
COUNT**

THE NATIONAL DATABASE

FELINE INTAKE & OUTCOME DATABASE

Yolo County Animal Services

REPORT GENERATED: 03/12/2026

FELINE

LIVE INTAKES	ADULTS	UP TO 5 MONTHS	AGE UNKNOWN	TOTAL
STRAY/AT LARGE	344	829	220	1393
RELINQUISHED BY OWNER	134	64	20	218
TRANSFERRED IN FROM AGENCY (IN STATE)	0	0	0	0
TRANSFERRED IN FROM AGENCY (OUT OF STATE)	0	0	0	0
TRANSFERRED IN FROM AGENCY (INTERNATIONAL)	0	0	0	0
TRANSFERRED IN FROM AGENCY (UNDESIGNATED)	0	0	0	0
OWNER INTENDED EUTHANASIA	32	0	2	34
SEIZURE	32	5	23	60
OTHER INTAKES	20	9	2	31
TOTAL LIVE INTAKES	562	907	267	1736

LIVE OUTCOMES	ADULTS	UP TO 5 MONTHS	AGE UNKNOWN	TOTAL
ADOPTION	164	721	3	888
RETURNED TO OWNER (RTO)	32	10	16	58
TRANSFERRED OUT TO AGENCY (INSTATE)	53	269	42	364
TRANSFERRED OUT TO AGENCY (OUT OF STATE)	2	0	0	2
TRANSFERRED OUT TO AGENCY (INTERNATIONAL)	0	0	0	0
TRANSFERRED OUT TO AGENCY (UNDESIGNATED)	0	0	0	0
RETURNED TO FIELD (RTF)	90	15	28	133
OTHER LIVE OUTCOMES	1	0	0	1
TOTAL OUTCOMES	342	1015	89	1446

OTHER OUTCOMES	ADULTS	UP TO 5 MONTHS	AGE UNKNOWN	TOTAL
DIED IN CARE	2	66	15	83
LOST IN CARE	0	0	0	0
SHELTER EUTHANASIA	71	77	154	302
OWNER INTENDED EUTHANASIA	0	0	0	0
TOTAL OTHER OUTCOMES	73	143	169	385

ANIMAL COUNT	TOTAL IN CARE	TOTAL IN FOSTER
BEGINNING COUNT	17	15
ENDING COUNT	21	32

This report is a snapshot of data for all species recorded by your organization, within the timeframe selected for the report. See additional pages for age breakouts for each species.

For full definitions, visit ShelterAnimalscount.org/IOD

LIVE INTAKES:


1) "Transfer in to agency (undesignated)" represents Transfer In data prior to when agency location break outs (in state, out of state, international) were added to the database.

LIVE OUTCOMES:

2) "Transfer out to agency (undesignated)" represents Transfer Out data prior to when agency location break outs (in state, out of state, international) were added to the database.

*Others:

Rabbits, equines, small mammals, farm animals, birds, and reptiles & amphibians.



**SHELTER
ANIMALS
COUNT**

THE NATIONAL DATABASE

TOTAL INTAKE & OUTCOME DATABASE

Yolo County Animal Services

Jan 2022 - Dec 2022

REPORT GENERATED: 03/12/2026

ORGANIZATION TOTALS

LIVE INTAKES	CANINE	FELINE	SUB TOTAL	OTHER*	TOTAL
STRAY/AT LARGE	1067	1310	2377	0	2377
RELINQUISHED BY OWNER	173	291	464	0	464
TRANSFERRED IN FROM AGENCY (IN STATE)	0	0	0	0	0
TRANSFERRED IN FROM AGENCY (OUT OF STATE)	0	0	0	0	0
TRANSFERRED IN FROM AGENCY (INTERNATIONAL)	0	0	0	0	0
TRANSFERRED IN FROM AGENCY (UNDESIGNATED)	0	0	0	0	0
OWNER INTENDED EUTHANASIA	79	41	120	0	120
SEIZURE	151	28	179	0	179
OTHER INTAKES	41	28	69	0	69
TOTAL LIVE INTAKES	1511	1698	3209	0	3209

This report is a snapshot of data for all species recorded by your organization, within the timeframe selected for the report. See additional pages for age breakouts for each species.

For full definitions, visit ShelterAnimalscount.org/IOD

LIVE OUTCOMES	CANINE	FELINE	SUB TOTAL	OTHER*	TOTAL
ADOPTION	424	849	1273	0	1273
RETURNED TO OWNER (RTO)	615	53	668	0	668
TRANSFERRED OUT TO AGENCY (INSTATE)	263	375	638	0	638
TRANSFERRED OUT TO AGENCY (OUT OF STATE)	2	0	2	0	2
TRANSFERRED OUT TO AGENCY (INTERNATIONAL)	0	0	0	0	0
TRANSFERRED OUT TO AGENCY (UNDESIGNATED)	0	0	0	0	0
RETURNED TO FIELD (RTF)	0	110	110	0	110
OTHER LIVE OUTCOMES	0	0	0	0	0
TOTAL OUTCOMES	1304	1387	2691	0	2691

LIVE INTAKES:

1) "Transfer in to agency (undesignated)" represents Transfer In data prior to when agency location break outs (in state, out of state, international) were added to the database.

LIVE OUTCOMES:

2) "Transfer out to agency (undesignated)" represents Transfer Out data prior to when agency location break outs (in state, out of state, international) were added to the database.

*Others:

Rabbits, equines, small mammals, farm animals, birds, and reptiles & amphibians.

OTHER OUTCOMES	CANINE	FELINE	SUB TOTAL	OTHER*	TOTAL
DIED IN CARE	6	54	60	0	60
LOST IN CARE	2	2	4	0	4
SHELTER EUTHANASIA	86	209	295	0	295
OWNER INTENDED EUTHANASIA	73	33	106	0	106
TOTAL OTHER OUTCOMES	167	298	465	0	465

ANIMAL COUNTS	CANINE		FELINE		OTHER*	
	TOTAL IN CARE	TOTAL IN FOSTER	TOTAL IN CARE	TOTAL IN FOSTER	TOTAL IN CARE	TOTAL IN FOSTER
BEGINNING COUNT	52	1	7	7	0	0
ENDING COUNT	95	0	19	15	0	0



**SHELTER
ANIMALS
COUNT**

THE NATIONAL DATABASE

CANINE INTAKE & OUTCOME DATABASE

Yolo County Animal Services

REPORT GENERATED: 03/12/2026

CANINE

LIVE INTAKES	ADULTS	UP TO 5 MONTHS	AGE UNKNOWN	TOTAL
STRAY/AT LARGE	851	105	111	1067
RELINQUISHED BY OWNER	149	17	7	173
TRANSFERRED IN FROM AGENCY (IN STATE)	0	0	0	0
TRANSFERRED IN FROM AGENCY (OUT OF STATE)	0	0	0	0
TRANSFERRED IN FROM AGENCY (INTERNATIONAL)	0	0	0	0
TRANSFERRED IN FROM AGENCY (UNDESIGNATED)	0	0	0	0
OWNER INTENDED EUTHANASIA	75	0	4	79
SEIZURE	105	20	26	151
OTHER INTAKES	37	0	4	41
TOTAL LIVE INTAKES	1217	142	152	1511

LIVE OUTCOMES	ADULTS	UP TO 5 MONTHS	AGE UNKNOWN	TOTAL
ADOPTION	358	56	10	424
RETURNED TO OWNER (RTO)	538	22	55	615
TRANSFERRED OUT TO AGENCY (INSTATE)	173	51	39	263
TRANSFERRED OUT TO AGENCY (OUT OF STATE)	1	1	0	2
TRANSFERRED OUT TO AGENCY (INTERNATIONAL)	0	0	0	0
TRANSFERRED OUT TO AGENCY (UNDESIGNATED)	0	0	0	0
RETURNED TO FIELD (RTF)	0	0	0	0
OTHER LIVE OUTCOMES	0	0	0	0
TOTAL OUTCOMES	1070	130	104	1304

OTHER OUTCOMES	ADULTS	UP TO 5 MONTHS	AGE UNKNOWN	TOTAL
DIED IN CARE	2	3	1	6
LOST IN CARE	1	0	1	2
SHELTER EUTHANASIA	49	7	30	86
OWNER INTENDED EUTHANASIA	0	0	0	0
TOTAL OTHER OUTCOMES	52	10	32	94

ANIMAL COUNT	TOTAL IN CARE	TOTAL IN FOSTER
BEGINNING COUNT	52	1
ENDING COUNT	95	0

This report is a snapshot of data for all species recorded by your organization, within the timeframe selected for the report. See additional pages for age breakouts for each species.

For full definitions, visit ShelterAnimalscount.org/IOD

LIVE INTAKES:


1) "Transfer in to agency (undesignated)" represents Transfer In data prior to when agency location break outs (in state, out of state, international) were added to the database.

LIVE OUTCOMES:

2) "Transfer out to agency (undesignated)" represents Transfer Out data prior to when agency location break outs (in state, out of state, international) were added to the database.

*Others:

Rabbits, equines, small mammals, farm animals, birds, and reptiles & amphibians.



**SHELTER
ANIMALS
COUNT**

THE NATIONAL DATABASE

FELINE INTAKE & OUTCOME DATABASE

Yolo County Animal Services

REPORT GENERATED: 03/12/2026

FELINE

LIVE INTAKES	ADULTS	UP TO 5 MONTHS	AGE UNKNOWN	TOTAL
STRAY/AT LARGE	214	911	185	1310
RELINQUISHED BY OWNER	158	130	3	291
TRANSFERRED IN FROM AGENCY (IN STATE)	0	0	0	0
TRANSFERRED IN FROM AGENCY (OUT OF STATE)	0	0	0	0
TRANSFERRED IN FROM AGENCY (INTERNATIONAL)	0	0	0	0
TRANSFERRED IN FROM AGENCY (UNDESIGNATED)	0	0	0	0
OWNER INTENDED EUTHANASIA	35	2	4	41
SEIZURE	16	7	5	28
OTHER INTAKES	9	13	6	28
TOTAL LIVE INTAKES	432	1063	203	1698

LIVE OUTCOMES	ADULTS	UP TO 5 MONTHS	AGE UNKNOWN	TOTAL
ADOPTION	176	673	0	849
RETURNED TO OWNER (RTO)	34	2	17	53
TRANSFERRED OUT TO AGENCY (INSTATE)	54	280	41	375
TRANSFERRED OUT TO AGENCY (OUT OF STATE)	0	0	0	0
TRANSFERRED OUT TO AGENCY (INTERNATIONAL)	0	0	0	0
TRANSFERRED OUT TO AGENCY (UNDESIGNATED)	0	0	0	0
RETURNED TO FIELD (RTF)	75	18	17	110
OTHER LIVE OUTCOMES	0	0	0	0
TOTAL OUTCOMES	339	973	75	1387

OTHER OUTCOMES	ADULTS	UP TO 5 MONTHS	AGE UNKNOWN	TOTAL
DIED IN CARE	5	40	9	54
LOST IN CARE	1	0	1	2
SHELTER EUTHANASIA	54	30	125	209
OWNER INTENDED EUTHANASIA	0	0	0	0
TOTAL OTHER OUTCOMES	60	70	135	265

ANIMAL COUNT	TOTAL IN CARE	TOTAL IN FOSTER
BEGINNING COUNT	7	7
ENDING COUNT	19	15

This report is a snapshot of data for all species recorded by your organization, within the timeframe selected for the report. See additional pages for age breakouts for each species.

For full definitions, visit ShelterAnimalscount.org/IOD

LIVE INTAKES:

1) "Transfer in to agency (undesignated)" represents Transfer In data prior to when agency location break outs (in state, out of state, international) were added to the database.

LIVE OUTCOMES:

2) "Transfer out to agency (undesignated)" represents Transfer Out data prior to when agency location break outs (in state, out of state, international) were added to the database.

*Others:

Rabbits, equines, small mammals, farm animals, birds, and reptiles & amphibians.